NC—AS 1 34

SIXTY-EIGHTH ISSUE]

DEPARTMENT OF COMMERCIAL INTELLIGENCE AND STATISTICS, INDIA

ANNUAL STATEMENT

OF THE

Sea-Borne Trade of British India

WITH THE

British Empire and Foreign Countries

For the fiscal year ending 31st March, 1934

VOLUME I.

Exports, and Re-exports of private merchandise and Government Stores, and Imports and Exports of Treasure.

Published by order of the Governor-General in Council



DELHI: MANAGER OF PUBLICATIONS
1935

[No. 2705.]

Price Rs. 10-12 or 31s.

List of Publications of the Department of Commercial Intelligence and Statistics, India.

Publications noted below are obtainable from In India :—The Manager of Publications, Civil Lines, Delhi : Sale Depot at 8, Hastings Street, Calcutta. In Europe and America :—Secretary to the High Commissioner for India, "India House", Aldwych, London, W. C. 2. Also from all agents for the sale of Government publications. Remittances should be made either through a bank or by postal or money order and should include forwarding (*i.e.*, Packing and Postage) charges, as indicated in brackets after each price.

[All communications regarding supply on payment and subscriptions and all payments for subscriptions and advertisements should be made direct to any of the aforesaid officers as the case may be.]

WEEKLY.

1. Indian Trade Journal (Estd. 1906)—Issued on Thursdays. Annual, half-yearly and quarterly rates of subscription with Supplements and quarterly index :—Indian (including postage): R16 (without postage R13), R7-8, R3-12 and Foreign (including postage): R19-8, R9-12, R4-14, respectively. Single copies (excluding postage):—Current issue As. 4 (1*a.*) ; Back numbers, when available, for any number over three months old R1 each (1*a.*); Foreign (including postage):—6 As. 6 p. and R1-2-6, for current and back issues respectively.

[Orders may be placed, with prepayment, for particular issues of the Journal, *e.g.*, issues containing Crop Forecasts or those having special supplements.]

MONTHLY.

2. Accounts relating to the Sea-borne Trade and Navigation of British India for October, 1934. R1-4 or 2*s.* 3*d.* (4*a.*) Yearly subscription R15 without postage and R18 *post free.*
3. Monthly Statistics of Cotton Spinning and Weaving in Indian Mills, August, 1934. As. 2 or 3*d.* (1*a.*) Yearly subscription R1-8 without postage and R2-4 *post free.*
4. Monthly Statistics of the Production of certain Selected Industries of India, August, 1934. As. 2 or 3*d.* (6*p.*)
5. Indian Customs Revenue for October, 1934. One anna or 1½*d.* (0*p.*) Yearly subscription R1-2 *post free.*
6. Joint Stock Companies registered in British India and in the Indian States of Hyderabad, Mysore, Baroda and Travancore. September, 1934. As. 10 or 1*s.* (0*p.*)
7. Trade at stations adjacent to Land Frontier Routes, August, 1934. As. 12 or 1*s.* 3*d.* (1*a.*)
8. Raw Cotton Trade Statistics (Rail and River), June, 1934. R1-10 or 2*s.* 9*d.* (2*a.*)
9. Exports of Indian Artware and Sports Goods, December, 1933. R1 or 1*s.* 9*d.* (1*a.*)
10. Kathiawar Trade Statistics, August, 1934. R3-2 or 5*s.* 6*d.* (1*a.*)
11. Accounts relating to the Coasting Trade and Navigation of British India, August, 1934. R3-12 or 6*s.* 6*d.* (4*a.*)
12. Accounts relating to the Inland (Rail and River-borne) Trade of India for June, 1934. R2 or 3*s.* 6*d.* (2*a.*)

QUARTERLY.

13. Wholesale prices of certain staple articles of trade at selected stations in India during the months of July to September, 1934. (No. 3 of 1934.) *As.* 5 or 6*d.* (6*p.*)

ANNUAL.

14. Review of the Trade of India in 1932-33 (59th issue). R3-4 or 5*s.* 6*d.* (7*a.*)
15. Review of certain main items of foreign trades during the calendar year 1933. As. 14 or 1*s.* 6*d.* (6*p.*).
16. Accounts relating to the Sea-borne Trade and Navigation of British India for the calendar year 1933. R1-8 or 2*s.* 6*d.* (2*a.*)
17. Annual Statement of the Sea-borne Trade of British India with the British Empire and Foreign Countries :—
    Vol. I.—Abstract and detailed Tables of Imports and Exports for 19[illegible]7th issue). R19-8 or 30*s.* 9*d.* (R1-10.)
    Vol. II.—Abstract and detailed Tables of Trade and Shipping with each country and at each Port, and Tables relating to the trade of the French Possessions in India for the fiscal year ending 31st March, 1933 (67th issue). R14 or 22*s.* 6*d.* (R1-8.)
18. Statistical Abstract for British India (with Statistics, where available, relating to certain Indian States) from 1921-22 to 1930-31 (10th issue). R4 (10*a.*)
19. Agricultural Statistics of India :—
    Vol. I.—British India—for 1931-32 (48th issue). R5-8 or 9*s.* 10*d.* (4*a.*)
    Vol. II.—Indian States—for 1930-31 (47th issue). R5-4 or 8*s.* 6*d.* (4*a.*)
20. Agricultural Statistics of British India, 1932-33 (Provisional) (19th issue). As. 6 or 8*d.* (1*a.*)
21. Estimates of Area and Yield of Principal Crops in India, 1932-33 (35th issue). R1-4 or 2*s.* (3*a.*)
22. Indian Tea Statistics, 1932. (38th issue.) As. 6 or 8*d.* (2*a.*)
23. Indian Coal Statistics, 1932. (26th issue.) R1-6 or 2*s.* 3*d.* (2*a.*)
24. Indian Rubber Statistics, 1932. (14th issue.) As. 6 or 8*d.* (6*p.*)
25. Indian Coffee Statistics, 1932-33. (14th issue.) As. 7 or 9*d.* (1*a.*)
26. List of cotton pressing factories with names of owners and particulars of marks allotted to them in the different provinces of British India and certain Indian States for the season 1933-34. (9th issue.) R1-3 or 2*s.* 6*d.* (1*a.*)
27. Joint Stock Companies in British India and in the Indian States of Hyderabad, Mysore, Baroda, Gwalior, Indore and Travancore, 1930-31 (17th issue). R2-10 or 4*s.* 9*d.* (6*a.*)
28. Statistical Tables relating to Banks in India, 1932 (19th issue). R1-12 or 3*s.* (3*a.*)
29. Statistical Statements relating to the Co-operative Movement in India during the year 1931-32 (14th issue). R1-10 or 2*s.* 9*d.* (3*a.*)

BIENNIAL.

30. Large Industrial Establishments in India, 1931 (11th issue) R3-10 or 6*s.* 3*d.* (5*a.*)

QUINQUENNIAL.

31. Quinquennial Report on the average yield per acre of principal crops in India for the period ending 1926-27. As. 12 or 1*s.* 3*d.* (2*a.*)
32. Live-stock Statistics, India, 1929-30. As. 4 or 5*d.* (1*a.*)
33. Index Numbers of Indian Prices, 1861—1931 (3rd issue). R1-2 or 2*s.* (5*a.*) Addendum for 1932 is available. Price 1*a.* or 1½*d.* (1*a.*)
34. Accounts of the Trade of the Portuguese Possessions in India for the five calendar years 1921-25. (Supplement to Vol. II of the Annual Statement of the Sea-borne Trade of British India.) As. 12 or 1*s.* 3*d.* (2*a.*)

MISCELLANEOUS.

35. Crop Forecast. (Published in the *Indian Trade Journal*, the due months are in brackets.) Per copy of the Journal As. 4 (1*a.*); and Foreign 6 Annas 6 pies *post free.* (*Vide* item No. 1.)
    Rice.—1st (October), 2nd (December), Final (February).
    Wheat.—1st (January), 2nd (March), 3rd (April), 4th (May), Final (August).
    Cotton—1st (August), 2nd (October), 3rd (December), Final (February), Supplementary (April).
    Linseed, Rape and Mustard (*Winter oilseeds*)—1st (January), 2nd (March), Final (June).
    Sesamum (*til or jinjili*)—1st (September), 2nd (October), Final (January), Supplementary (April).
    Groundnut—1st (August), 2nd (October), Final (February).
    Castorseed—February.
    Sugarcane—1st (August), 2nd (October), Final (February).
36. Registration and Publication of Statistics relating to the Sea-borne Trade and Navigation of British India. R3-2 or 4*s.* 9*d.* (*Out of print.*)
37. A Manual on the Preparation of Crop Forecasts in India. As. 8 or 9*d.* (*Out of print.*)
38. Cotton Map of India, No. 1.—Showing the different varieties of cotton grown in the different districts and States in India. R1 or 1*s.* 9*d.* (1*a.*).

[*All communications relating to the supply of Maps on payment should be addressed to the Officer-in-Charge, Map Record and Issue Office, 13, Wood Street, Calcutta.*]

39. Crop Atlas of India. (1925 Edition.) R3-4 or 5*s.* 9*d.* (6*a.*)
40. Alphabetical Index of the Commodities that enter into the Foreign Sea-Borne Trade of British India. R7-8 or 12*s.* (6*a.*)
41. Quinquennial Catalogue of the Commercial Library corrected up to 30th April, 1932. Price Rs. 8 or 13*s.* 6*d.* First Supplement to the catalogue brought up to December, 1933. Price R1-6 or 2*s.* 3*d.*
42. Directory of exporters of Indian produce and manufactures (8th edition). As. 8 or 10*d.* (3*a.*)

*SPECIAL SUPPLEMENTS TO THE "*Indian Trade Journal*".

43. Review of the Sugar Industry of India, 1932-33. Annas 4 or 5*d.* (1*a.*) (Supplement to the issue of 5th July, 1934).
44. Note on Tobacco. As. 2 or 3*d.* (1*a.*) (Supplement to the issue of 24th September, 1931).
45. Glossary of Raw Cotton Trade Terms. Anna 1 or 1½*d.* (1*a.*) (Supplement to the issue of 21st June, 1928).
46. Glossary of Terms relating to Hand-made Cotton Fabrics. As. 2 or 3*d.* (1*a.*) (Supplement to the issue of 3rd July, 1930).
47. Glossary of Terms relating to Hides, Skins and Leather. As. 8 or 10*d.* (1*a.*) (Supplement to the issue of 12th January, 1933.)
48. Indian Customs Tariff (10th issue). Reprint of Schedules II and III appended to the Indian Tariff Act, VIII of 1894 (as in operation on 1st May, 1934), showing the rates of Customs duties, including those imposed under the Wheat (Import Duty) Act, XV of 1931, and the additional duties imposed under the Salt (Additional Import Duty) Act, XIV of 1931, Indian Finance Act, 1931, and the Indian Finance (Supplementary and Extending) Act, 1931, levied on goods imported into, and exported from, British India, together with the tariff values fixed for certain articles under Government of India, Commerce Department, Notification No. 73-T. (9)33, dated the 16th December, 1933, as amended by notifications No. 73-T(15), dated the 21st April, 1934, and No. 73-T .17), dated the 2nd June, 1934, for the purpose of assessment of Customs duties during the twelve months January to December, 1934. As. 2 or 3*d.* (2*a.*) (Supplement to the issue of 7th June, 1934.)

Publications issued by the Statistical Research Branch of the Department of Commercial Intelligence and Statistics, India.

49. Monthly Survey of Business Conditions in India. August, 1934. R2-2 or 4*s.*

[*All communications relating to the free supply of Statistical Research Branch publications should be addressed direct to the Director-General of Commercial Intelligence and Statistics, Statistical Research Branch, Simla or New Delhi (during cold weather).*]

* Supplied free along with the copies of the "*Indian Trade Journal.*"

SIXTY-EIGHTH ISSUE]

DEPARTMENT OF COMMERCIAL INTELLIGENCE AND STATISTICS, INDIA

ANNUAL STATEMENT

OF THE

Sea-Borne Trade of British India

WITH THE

British Empire and Foreign Countries

For the fiscal year ending 31st March, 1934

VOLUME I.

Imports, Exports, and Re-exports of private merchandise and Government Stores, and Imports and Exports of Treasure.

Published by order of the Governor-General in Council



DELHI: MANAGER OF PUBLICATIONS
1935

[No. 2705.]

Volume I.

CONTENTS.

TABLES RELATING TO THE SEA-BORNE TRADE OF BRITISH INDIA.

No. of Table.		Page.
	Charts illustrating—	
	1. The Foreign Sea-Borne Trade of British India:	
	(*a*) During the last ten years as compared with averages of the pre-war, war and post-war periods	i
	(*b*) During the last 70 years (1864-69 to 1929-34)	ii
	2 (*a*) **Variations in the values of Principal articles in the Import Trade of British India during the last ten years as compared with averages of the pre-war, war and post-war periods**	iii
	2. (*b*) **Variations in the values of Principal articles in the Export Trade of British India during the last ten years as compared with averages of the pre-war, war and post-war periods**	iv
	Introductory Note	v—viii
1	**Total Trade: Value**	1
2	**Private Merchandise: From and to British Empire and Foreign Countries:** Total Imports, Exports, and Re-Exports	2
3	**Private Treasure: From and to British Empire and Foreign Countries:** Total Imports and Exports	2
4	**Private Merchandise: Summary of Imports—From British Empire and Foreign Countries**	3
	—From British Empire	5
	—From Foreign Countries	7
5	**Exports—To British Empire and Foreign Countries**	9
	—To British Empire	11
	—To Foreign Countries	13
6	**Re-Exports—To British Empire and Foreign Countries**	15
	—To British Empire	17
	—To Foreign Countries	19
7	**Private Merchandise: Principal Countries: Imports**	21
8	**„ Exports**	24
9	**„ Re-Exports**	27
10	**Articles and Countries: Imports:** Quantity and Value	29
11	**„ Exports:** Quantity and Value	485
12	**„ Re-Exports:** Quantity and Value	713
13	**Government Stores: „ Imports:** Quantity and Value	807
14	**„ Exports:** Quantity and Value	838
15	**„ Re-Exports:** Quantity and Value	846
15A	**Opium and other dangerous drugs: „ Imports:** Quantity and Value	854
15B	**„ Re-exports:** Quantity and Value	858
15C	**„ Exports:** Quantity and Value	860
16	**Treasure: Gold coin and bullion: Imports and Exports**	862
17	**Description of Imports and Exports**	863
18	**Silver coin and bullion: Imports and Exports**	864
19	**Description of Imports and Exports**	866
20	**Gold and Silver coin and bullion: Imports and Exports**	866
20A	**Currency notes: Imports and Exports**	868
21	**Gold, Silver and Currency notes: Share of Provinces**	869
	Appendix A.—Alterations in the Annual Statement of Trade	876
	Appendix B.—List of countries the trade with which is separately recorded in the Annual Statement	877
	Index	879

CHART 1.

Foreign Sea-borne Trade of British India.

(*a*) During the last ten years as compared with averages of the pre-war, war and post-war periods.

(Private and Government).

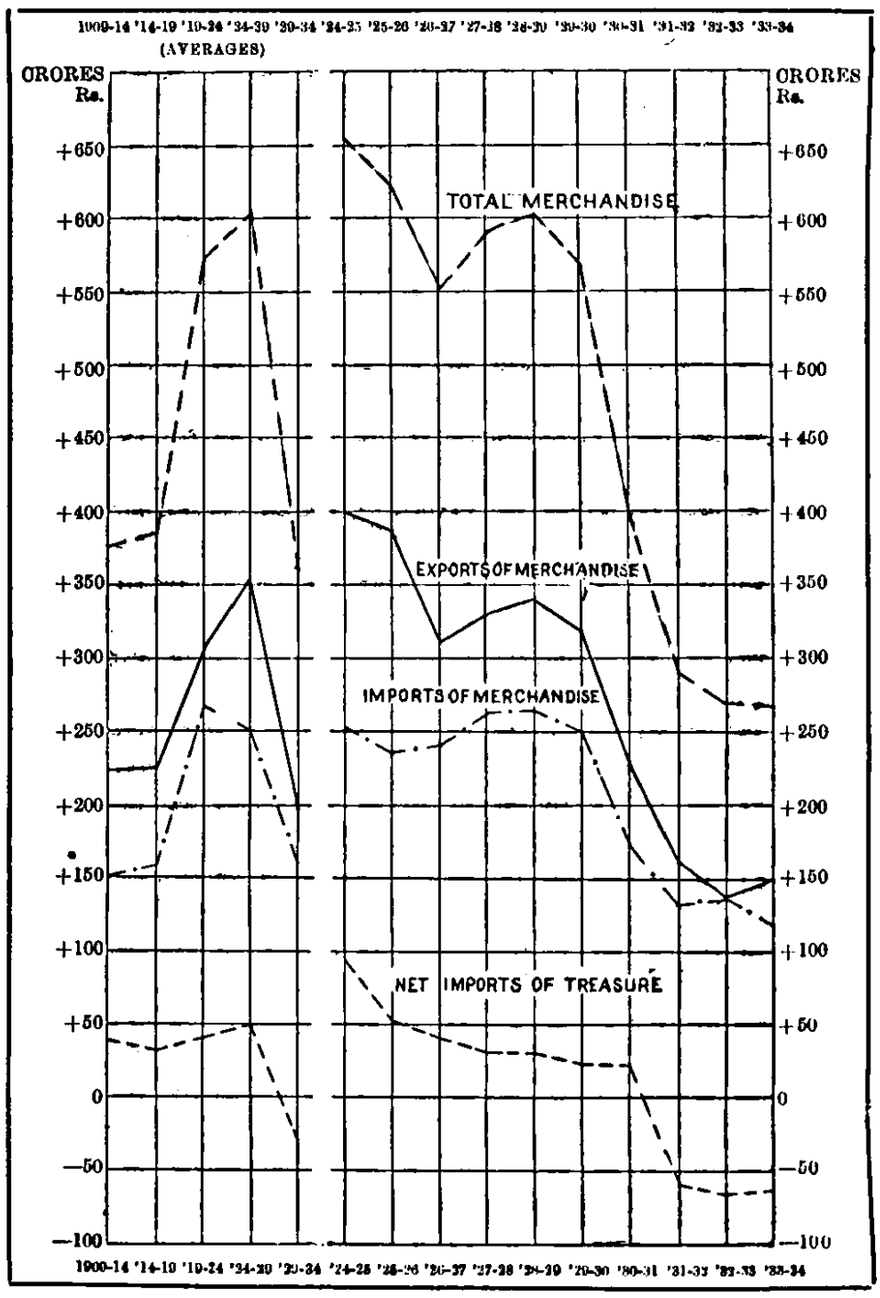

CHART 1.

Foreign Sea-borne Trade of British India.
(*b*) During the seventy years (1864-69 to 1929-34). Quinquennial Averages.
(Private and Government.)

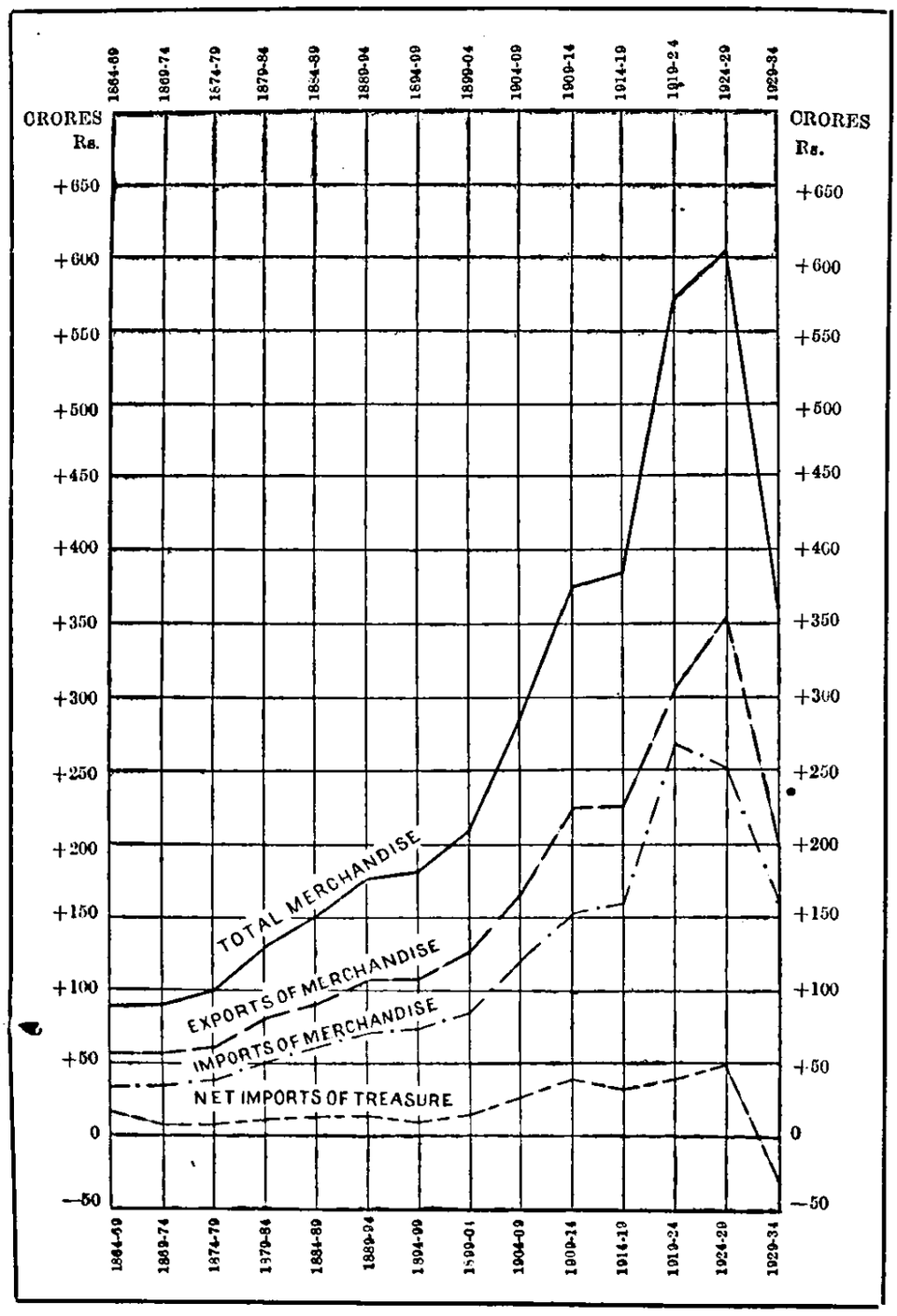

CHART 2.

(a) Variations in the values of principal articles in the import trade of British India during the last ten years as compared with averages of the pre-war, war and post-war periods.

IMPORTS.

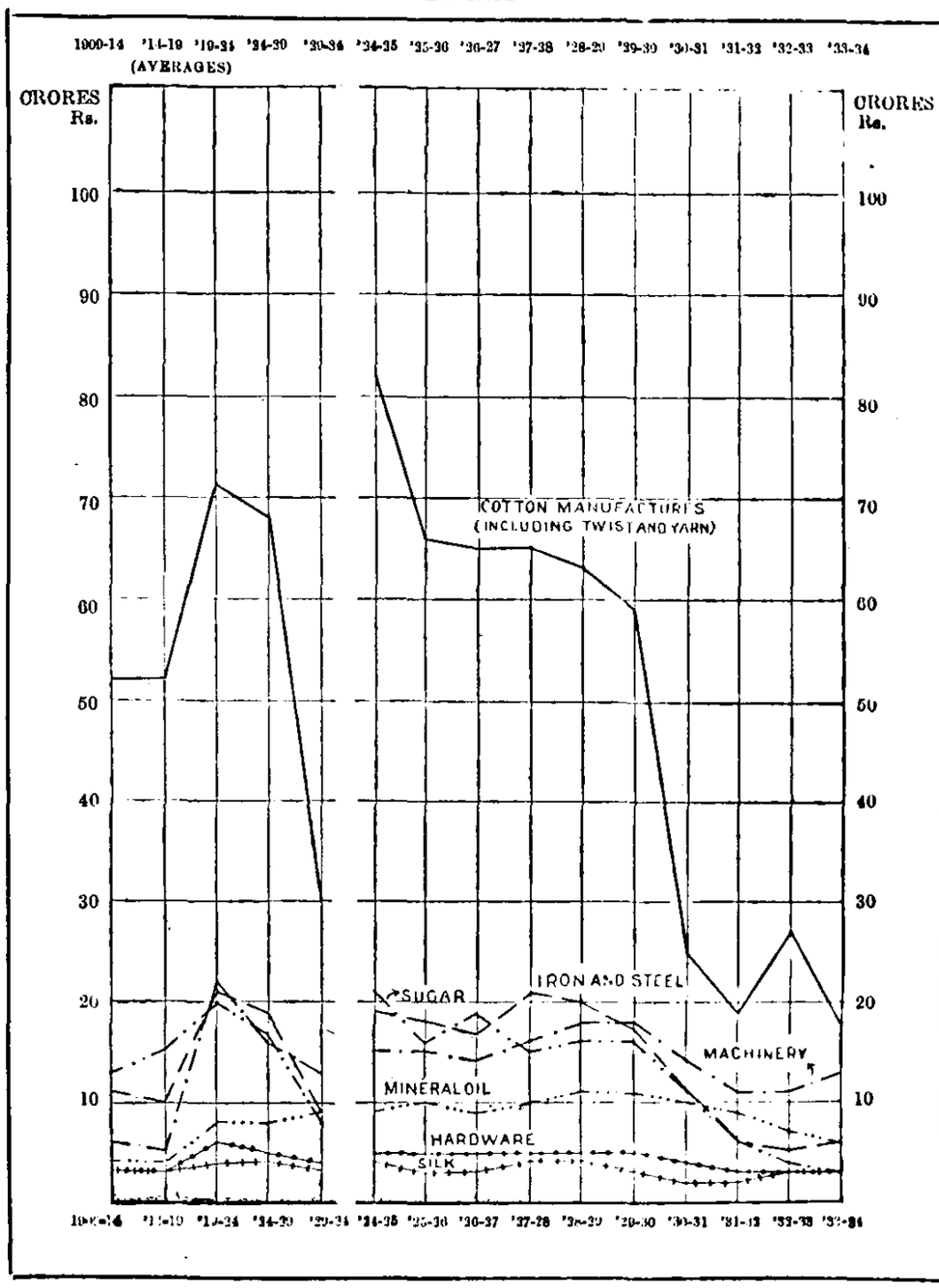

CHART 2.

(*b*) Variations in the values of principal articles in the export trade of British India during the last ten years as compared with averages of the pre-war, war and post-war periods.

EXPORTS.

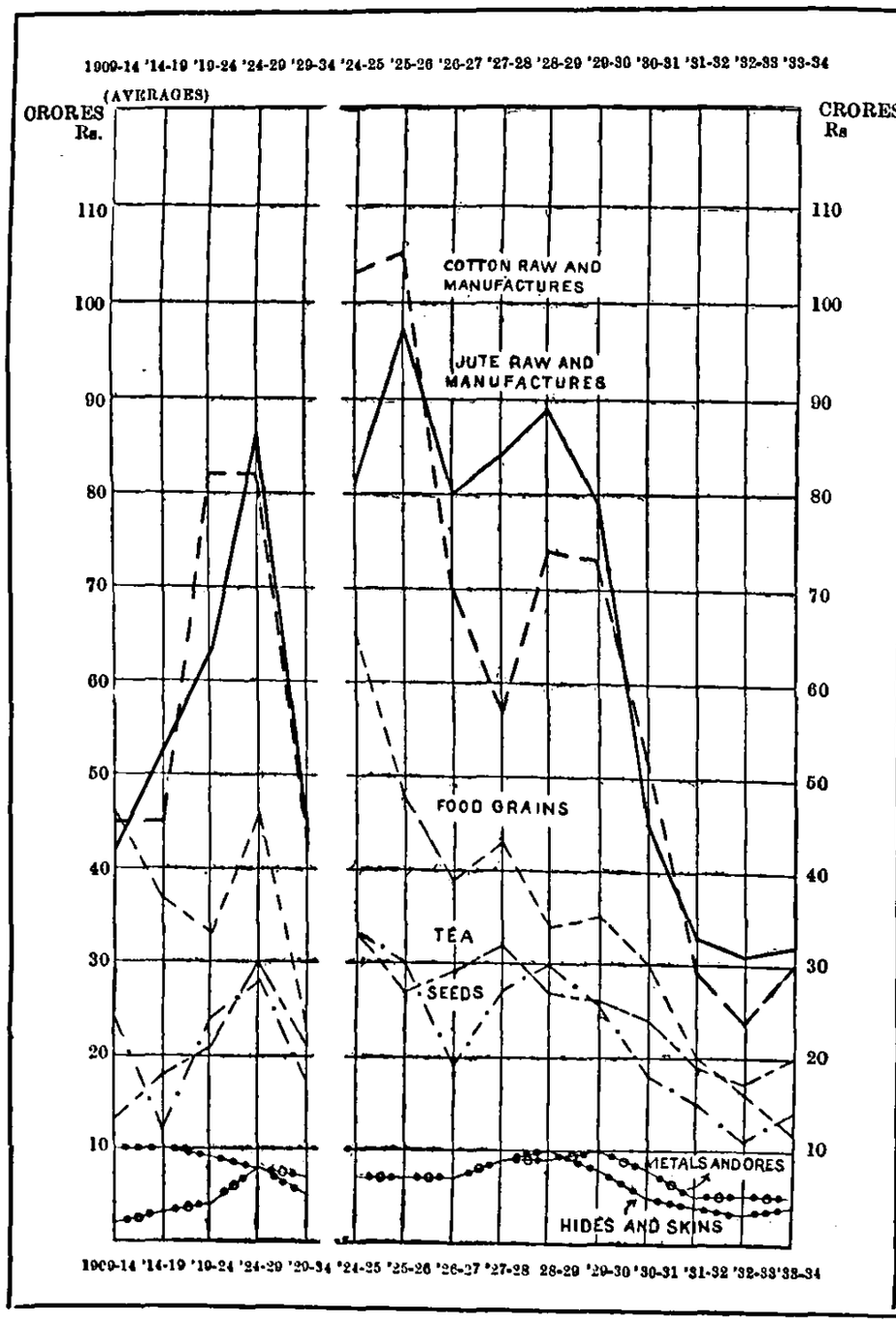

INTRODUCTORY NOTE.

1. Scope of the Returns.—The Annual Statement of the Foreign Sea-borne Trade of British India is published in two volumes:—Volume I contains the abstract and detailed tables of imports and exports of each commodity and Volume II, the abstract and detailed tables of trade and shipping with each country and at each port, together with the tables relating to the trade of the French Possessions in India. Tables relating to the trade of Aden which used to be incorporated in Volume II of this publication are now available as a separate publication entitled "Trade and Navigation Report of Aden." Tables relating to the trade of the Portuguese Possessions in India are also issued from time to time as supplements to these publications while tables relating to the trade of Kathiawar ports are published separately by this department every month.

2. Nature of the Trade recorded.—The trade dealt with in the Sea-borne Trade Accounts is the trade with foreign countries registered at British Indian ports during the fiscal year ending the 31st March. The trade registered at British Indian ports can hardly be said to be that of British India only, it is rather the trade of the whole of India and Burma.

3. Statistical year.—All tables in this volume cover the five official years, April to March, 1929-30 to 1933-34, except table 21 which shows figures for 1933-34 only.

4. Abstract Tables.—The summary tables in this volume show, first (tables 1, 2 and 3), the total value of imports, exports and re-exports as a whole, and secondly (tables 4 to 6), the total value of the imports, exports and re-exports of the principal articles, classified in groups under the following five main heads :—

I. Food, Drink and Tobacco,

II. Raw Materials and Produce and Articles mainly Unmanufactured,

III. Articles Wholly or Mainly Manufactured,

IV. Living Animals, and

V. { Postal Articles not specified (under Imports),
{ Postal Articles (under Exports).

(The revised classification above given has been introduced with effect from 1st April, 1922, in the trade accounts of British India.)

Imports from and exports to British Dominions and Possessions* are distinguished from those from and to Foreign Countries, and exports are divided into "Exports of Indian merchandise" and "Re-exports of British and Foreign merchandise." The term "Indian merchandise" comprises all goods which are the growth, produce, or manufacture of India. Indian merchandise is distinguished from British and Foreign merchandise in the declaration of shippers made in the shipping bills from which trade statistics are compiled.

Tables 7 to 9 show the total value of imports, exports and re-exports from and to each principal country. Tables 10 to 12 of the corresponding volumes for earlier years, showing the total imports, exports and re-exports, have been omitted from this volume with effect from 1932-33 issue as these statistics are readily available from the detailed tables of imports, exports and re-exports.

Appendix B of the earlier volumes has also been omitted.

5. Detailed Tables.—Table 10 shows the quantity and value of imports of articles, both dutiable and free, from the principal and other countries of consignment and the shares of the maritime provinces. The articles are arranged in alphabetical order, provision being made for grouping together within the alphabetical order such articles as are related industrially or commercially. Certain articles are recorded in value only, but in most cases both the quantities and values are recorded.

* Including Protectorates and Mandated Territories.

Tables 11 and 12 show in the same order the exports to the principal and other countries of articles of Indian merchandise and of British and Foreign merchandise respectively.

The trade in each article with each country is recorded separately in these tables when its value is ₹5,000 or more. If the value of the trade with any country in any particular article is less than ₹5,000, it is generally grouped under one of the heads—"Other British Possessions" or "Other Foreign Countries."

Government Stores.—Imports and exports of Government stores are separately recorded.

Tables 13, 14 and 15 show the quantity and value of imports, exports and re-exports of Government stores. The accounts of goods exported do not include goods bought by Government and shipped on Government or chartered vessels.

Treasure.—Imports and exports of gold and silver coin and bullion are also recorded separately and are not included in the tables relating to merchandise. Imports of gold by letter post are registered with effect from April, 1924, and included in the accounts. The transactions in issued currency notes are, with effect from April, 1922, registered separately under treasure.

Tables 16 to 21 show the imports and exports of gold and silver coin and bullion and of currency notes from and to each country. Bullion, coin and currency notes are excluded from all general tables of imports and exports.

6. Explanation of Imports and Exports.—The tables relating to imports refer to goods landed, whether they are intended for home consumption, bonding, or re-exportation. Goods landed and afterwards re-exported are therefore included under "imports," even though imported on a through bill of lading, unless they are removed under bond from the importing to the exporting ships at the same or another port (when they are omitted from the general tables of imports and re-exports) because the accounts exclude transhipment trade at ports. Goods are seldom imported to be improved, and the "improvement" trade, such as is recognised in the statistics of some other countries, is not distinguished.

Transhipment Trade.—Indian ports are not transhipment centres for foreign countries to any considerable extent, and the trade returns accordingly take no account of merchandise transhipped.

Passengers' baggage.—Imports of passengers' baggage are not included in the trade statistics unless they are dutiable.

Ship's Stores.—Ship's stores are not included in the trade statistics except the imports on which duty is paid and the exports on which drawback is claimed.

Bunkers.—(Coal and oil) taken for use on board ships engaged in foreign trade are shown separately in the general tables of Exports and Re-exports from 1931-32.

Petrol and Lubricating Oil.—Shipped in air crafts for consumption during the outward journey have been shown separately in the general tables of Exports and Re-exports from September, 1933.

Parcel Post.—Imports from and Exports to foreign countries by parcel post are included in the returns; dutiable articles imported by letter post are also included, but the contents of foreign letters despatched are not registered. Imports by parcel post of goods, whether dutiable or not, are not classified according to their nature, with the exception of the items noted in the following paragraph, but are separately recorded at the end of the tables and are entered by value only. Exports by parcel post are treated in the same way as imports by parcel post, and the values shown are approximate only.

From April, 1922, imports by post (including letter packets, registered and ordinary) of jewellery, precious stones, gold and silver thread, cigarettes, and cinematograph films, referred to Collectors of Customs for assessment, are being included with their appropriate heads and sub-heads in the import trade returns.

Special Statistics.—At the instance of the Advisory Committee of the League of Nations on traffic in opium, etc., three separate tables 15A, 15B and 15C have

been introduced showing the imports, re-exports and exports of opium and other dangerous drugs into and from British India during the years 1929-30 to 1933-34.

7. Countries to which Imports and Exports are credited.—Throughout the tables in this volume *Imports* are classified as received from the countries whence they were *consigned* to British India, and not, as in the corresponding volumes for 1910-11 and earlier years, as received from the countries whence they were shipped direct to India. The *countries of consignment* are the countries from which the goods have come, whether by land and sea or by sea only, without interruption of transit save in the course of transhipment or transfer from one means of conveyance to another.

The countries whence goods are consigned are not in all cases the countries of actual origin or in the case of manufactured goods the countries in which the processes of manufacture were conducted or completed, since goods produced in one country may be purchased by a firm in another country and thence despatched, after a longer or shorter interval, to India. In such a case the second country would be the country of consignment, to which the goods would be credited in these tables.

Exports are credited in the tables to the country of *final destination, i.e.*, the country to which they are consigned, whether that country possesses a seaboard or not, and not, as before, to the country containing the port of discharge as declared by the exporter in the shipping bills, whether carried there direct or after transhipment. The *country of final destination* is the country to which goods exported from India are intended to pass, whether by sea and land or by sea only, without interruption of transit save in the course of transhipment or transfer from one means of conveyance to another.

In all tables of Volumes I and II where trade is shown according to countries, the countries included in the British Empire have been grouped separately from Foreign Countries, excepting in tables 4 to 7, 10 and 13 of Volume II, where geographical arrangement within the Continent is followed, and in tables 15A, 15B and 15C of Volume I exhibiting special statistics of the imports and exports of dangerous drugs.

8. Method of ascertaining Quantities and Values of Imports and Exports.—The statements of both quantities and values are based on the declarations of importers in Bills of Entry and of exporters in Shipping Bills as subsequently checked by the Customs officials. The quantities are not recorded in every case, but where goods are entered by weight, the quantities given represent the *net* weight exclusive of packages, sacks, casks, tins, bottles, etc., in which they may be contained or of reels on which they may be wound. In certain cases, number, gallon, or yard is the denomination employed. Piece-goods are shown by linear yards, oil-cloth and floor-cloth by square yards, and liquors and oils generally by gallons. When weight is the prescribed denomination, different units (tons, cwts., lbs., and ozs.) are specified according to the nature of various articles and the different trade practice. According to the provisions of the Indian Sea Customs Act VIII of 1878 (Section 30), the values of goods imported or exported are based on wholesale market prices, and represent—

(*a*) the wholesale cash price, less trade discount, for which goods of the like kind and quality are sold, or are capable of being sold, at the time and place of importation or exportation, as the case may be, without any abatement or deduction whatever, except (in the case of goods imported) of the amount of the duties payable on the importation thereof; or

(*b*) where such price is not ascertainable, the cost at which goods of the like kind and quality could be delivered at such place without any abatement or deduction, except as aforesaid.

In the tables of Imports and Exports of Treasure, the weight of gold has been shown in 'fine ounces' and that of silver in 'standard ounces,' the latter meaning the British Standard ($\frac{37}{40}$ fine); while the value of both gold and silver imported and exported, whether on private or on Government account, represents the market value at the time and place of import or export, except in the case of Government of India rupees and currency notes of which the face

value is shown. The practice before April, 1921, was not uniform at all the ports.

9. Unenumerated goods.—Unenumerated goods, *i.e.*, goods not separately specified, are divided into " Unmanufactured " and " Manufactured " [Classes II (Group S) and III (Group U) respectively] and are placed in the tables of imports and exports after all other goods recorded. These goods are entered by value only.

10. Charts.—Charts are annexed to illustrate the variations in the total imports and exports of merchandise and in the net imports of treasure, and also the variations of principal articles in the import and export trade.

11. List of Countries.—A complete list of all the countries, the trade with which is separately recorded, is shown in Appendix B. This list was revised on the lines prescribed by the Committee set up in terms of Act 8 of the International Convention relating to Economic Statistics with effect from April, 1933.

12. Index.—An index to the articles alphabetically arranged, specified in the tables of Imports, Exports and Re-exports, is given at the end of the volume.

13. Calendar Year Accounts.—The particulars of the import and export trade of British India in principal articles for the calendar year are also published annually.

D. B. MEEK,
Director-General.

DEPARTMENT OF COMMERCIAL INTELLIGENCE
AND STATISTICS, INDIA;
Calcutta, dated 6th September, 1934.

TABLES

RELATING TO

THE SEA-BORNE TRADE OF BRITISH INDIA

Note.—The Fiscal Year commences on the 1st April and ends on the 31st March.

ABSTRACT TABLES

TOTAL VALUE OF THE IMPORT AND EXPORT TRADE OF BRITISH INDIA

No. 1.

VALUE of TOTAL FOREIGN SEA-BORNE TRADE (with the BRITISH EMPIRE and FOREIGN COUNTRIES)

	1929-30	1930-31	1931-32	1932-33	1933-34
PRIVATE.					
IMPORTS—	R	R	R	R	R
Merchandise	240,79,69,341	161,79,36,863	126,37,14,115	132,58,43,175	115,35,70,144
Treasure — Gold	14,23,11,477	13,24,32,438	2,79,05,304	1,31,81,391	1,09,94,285
Treasure — Silver	13,36,38,837	13,45,01,817	4,41,90,307	1 62,87,315	81,15,158
Treasure — Currency notes	17,25,615	15,07,026	4,04,399	4,36,640	4,4 ,338
Treasure — TOTAL	27,76,75,929	26,85,51,296	7,25,00,070	7,99,05,346	1,9 ,57,779
TOTAL IMPORTS	268,56,45,270	101,64,88,159	133,63,01,186	1 5,57,48,021	117,11,27,923
EXPORTS—					
Merchandise — Indian	310,60,55,200	220,49,26,598	155,88,86,004	132,27,20,964	146,31,60,522
Merchandise — Foreign	7,12,08,662	5,14,40,315	4,65,86,260	3,21,93,446	3,41,73,569
Merchandise — TOTAL	317,98,23,362	225,63,66,453	160,54,72,364	13 ,49,14,410	149,73,34,091
Treasure — Gold	99,530	40,34,338	60,78,25,155	66,84,09,347	58,15,30,246
Treasure — Silver	1,47,36,330	1,81,33,248	1,82,60,008	90,02,718	79,78,563
Treasure — Currency notes	8,51,294	12,01,199	29,70,069	17,80,073	13,89,644
Treasure — TOTAL	1,56,87,154	2,42,72,185	62,90,54,228	67,91,92,133	59,18,98,453
TOTAL EXPORTS	319,55,11,016	228,06,38,638	223,45,26,592	203,41, 6,543	208,92,32, 44
TOTAL, IMPORTS AND EXPORTS (PRIVATE)					
Merchandise	558,72,93,203	390,43,03,316	286,91,86,469	268,07,57,585	265,09,04,235
Treasure	29,33,63,083	29,28,23,481	70,16,54,293	70,90,97,479	61,14,56,232
TOTAL	588,06,56,286	419,71,26,997	357,08,40,762	338,9 ,55,064	326,23,60,467
GOVERNMENT.					
IMPORTS—					
Stores	8,91,05,149	8,20,80,060	4,27,14,391	2,43, 2,279	1,91,75,278
Treasure — Gold	..	..	..	..	..
Treasure — Silver	5,51,930	70,900	73,655	7,442	57,4 0
Treasure — Currency notes	91,665	12,177	17,100	..	..
Treasure — TOTAL	6,43,055	83,077	90,755	7,442	57,440
TOTAL IMPORTS	8,97,48,204	8,27,72,146	4,28,05,146	2,43,39,721	1 92,32,714
EXPORTS—					
Stores — Indian	94,77,318	76,63,025	60,54,692	40,51,614	45,21,516
Stores — Foreign	10,95,909	9,92,186	4,95,279	3,68,045	5,07,206
Stores — TOTAL	1,05,73,227	86,55,211	65,49,971	44,19,659	50,31,712
Treasure — Gold	3,551	..	..	..	..
Treasure — Silver	3,32,42,299	1,57,36,413	3,02,21,042	2,74,23,395	6 37,65,455
Treasure — Currency notes	25,00,000	..	..	..	..
Treasure — TOTAL	3,57,45,850	1,57,36,413	3,02,21,042	2,7 ,23,395	6 37,65,455
TOTAL EXPORTS	4,63,19,077	2,43,91,624	3,67,71,013	,38,4 ,054	6 87,97,197
TOTAL, IMPORTS AND EXPORTS (GOVERNMENT)	13,60,67,281	10,71,63,770	7,95,76,159	5,81,8 ,815	8 83,29,911
GRAND TOTAL, IMPORTS					
Merchandise	240,70,74,490	173,06,25,982	130,64,28,506	135,01,76,051	117, 6 , 2
Treasure	27,83,19,584	28,28,34,378	7,28,90,825	2 ,13,183	1 6 1,215
TOTAL	277,53,94,074	199 92,60,305	137,91,99,331	1 8,6 ,99,24	119,2 ,60,637
GRAND TOTAL EXPORTS					
Merchandise	318,98,07,089	226,50,91,561	161,20,22,8 5	135,9 ,34,1 9	150,2 ,65,
Treasure	5,14,33,004	4,00, 5,696	65,92,85,265	7 ,6,15,5 8	5 ,56,63,9 8
TOTAL	324,13,30,093	230,50,30,462	227,13,07,599	206,69 ,1 ,237	215, 1,24,741
TOTAL SEA-BORNE TRADE	601,67,24,167	480,42,90,767	365,04,10,921	344,6 ,58,5 9	3 5,0 ,50,378

No. 2.

VALUE of the TOTAL IMPORTS, EXPORTS, and RE-EXPORTS of MERCHANDISE (private) from and to the BRITISH EMPIRE and FOREIGN COUNTRIES, RESPECTIVELY.

MERCHANDISE—	1929-30	1930-31	1931-32	1932-33	1933-34
Imports:	R	R	R	R	R
Consigned from—					
British Empire	124,46,14,438	76,01,90,675	56,66,68,618	59,88,23,561	57,70,50,516
Foreign Countries	116,33,54,903	88,77,46,188	69,70,45,497	73,20,19,614	57,65,19,628
TOTAL	240,79,69,341	164,79,36,863	126,37,14,115	132,58,43,175	115,35,70,144
Exports (Indian): Consignments to—					
British Empire	110,19,59,560	86,12,32,458	68,14,16,221	59,66,36,958	68,14,89,123
Foreign Countries	200,60,95,640	134,36,93,885	87,74,69,873	72,60,84,006	78,16,71,399
TOTAL	310,80,55,200	220,49,26,338	155,88,86,094	132,27,20,964	146,31,60,522
Exports (Foreign): Consignments to—					
British Empire	3,97,62,668	2,97,56,040	2,83,59,261	1,76,67,622	1,71,71,511
Foreign Countries	3,15,05,994	2,16,84,275	1,82,26,999	1,45,25,824	1,70,02 058
TOTAL	7,12,68,662	5,14,40,315	4,65,86,260	3,21,93,446	3,41,73,569
Exports and Re-exports Total): Consignments to—					
British Empire	114,17,22,228	89,09,88,493	70,97,75,482	61,43,04,580	69,86,60,634
Foreign Countries	203,76,01,634	136,53,78,160	89,56,96,872	74,06 09,830	79,86,73,457
TOTAL	317,93,23,862	225,63,66,653	160,54,72,354	135,49,14,410	149,73,34,091
Imports, Exports, and Re-exports (Total)—					
Consigned from and to British Empire	238,63,36,666	165,11,79,168	127,64,44,100	120,81,28,141	127,57,11,150
,, Foreign Countries	320,00,56,537	225,31,24,348	159,27,42,369	147,26,29,444	137,51,93,085
TOTAL	558,72,93,203	390,43,03,516	286,91,86,469	268,07,57,585	265,09,04,235

No. 3.

VALUE of the TOTAL IMPORTS and EXPORTS of TREASURE (private) from and to the BRITISH EMPIRE and FOREIGN COUNTRIES, RESPECTIVELY.

TREASURE—	1929-30	1930-31	1931-32	1932-33	1933-34
Imports:	R	R	R	R	R
Consigned from—					
British Empire	20,76,68,528	21,62,05,780	5,55,70,080	1,88,25,750	1,34,68,572
Foreign Countries	7,00,07,401	5,23,45,510	1,70,19,990	1,15,79,596	60,89,207
TOTAL	27,76,75,929	26,85,51,290	7,25,90,070	2,99,05,346	1,95,57,779
Exports:					
Consignments to—					
British Empire	1,55,49,053	2,31,21,707	49,71,42,844	40,28,06,936	47,24,51,669
Foreign Countries	21,38,101	11,50,388	13,19,21,379	27,63,35,197	11,04,46,784
TOTAL	1,56,87,154	2,42,72,185	62,90,64,223	67,91,92,133	59,18,98,453
TOTAL IMPORTS AND EXPORTS	29,33,63,083	29,28,23,481	70,16,54,293	70,90,97,479	61,14,56,232

No. 4.

SUMMARY of the VALUE of the IMPORTS of MERCHANDISE CONSIGNED from the BRITISH EMPIRE and FOREIGN COUNTRIES

	1929-30	1930-31	1931-32	1932-33	1933-34
	R	R	R	R	R
I.—FOOD, DRINK AND TOBACCO—					
A. Fish (*excluding* canned fish)	26,31,274	23,86,131	13,42,162	13,66,234	15,05,129
B. Fruits and Vegetables	1,82,86,858	1,48,58,785	1,34,47,173	1,16,56,578	1,00,13,683
C. Grain, Pulse and Flour	5,42,05,036	2,81,62,637	1,17,60,525	70,97,047	83,70,161
D. Liquors	3,10,66,103	2,78,05,825	1,80,10,038	1,80,00,080	1,79,30,225
E. Provisions and Oilman's stores	5,63,61,190	4,87,78,536	3,41,26,266	2,92,87,375	2,71,55,887
F. Spices	3,35,75,158	2,54,94,482	2,08,22,441	1,72,49,823	1,55,66,820
G. Sugar	15,77,65,467	10,96,46,554	6,16,53,256	4,22,87,198	2,70,97,033
H. Tea	63,80,618	45,67,645	43,57,159	34,62,924	25,13,150
I. Other Food and Drink	1,63,48,110	1,38,33,499	74,86,375	80,06,844	50,59,115
J. Tobacco	2,69,70,990	1,51,15,809	94,34,454	96,93,596	72,14,621
TOTAL, CLASS I	40,25,99,804	29,06,49,903	18,24,39,849	14,81,98,599	12,24,25,824
II.—RAW MATERIALS AND PRODUCE AND ARTICLES MAINLY UNMANUFACTURED—					
A. Coal	41,44,869	28,28,595	11,22,606	6,46,300	9,16,886
B. Other Non-metallic mining and quarry products and the like	1,61,21,478	1,03,02,042	82,46,281	1,26,27,503	1,13,16,887
C. Fodder, Bran and Pollards	2,16,056	2,04,709	1,64,099	1,23,997	68,320
D. Gums, Resins and Lac	92,99,878	39,14,013	26,03,236	24,28,788	38,01,747
E. Hides and Skins, raw or undressed	30,94,091	13,87,821	14,42,727	8,62,063	11,91,245
F. Metallic ores and scrap iron or steel for re-manufacture	3,68,047	2,09,164	1,67,643	1,38,836	2,35,644
G. Oils—Vegetable, Mineral and Animal	11,68,64,992	10,92,24,984	9,72,26,298	8,00,01,287	6,75,47,338
H. Oilcakes of all kinds	11,775	4,090	1,871	464	427
I. Paper making materials	44,94,910	42,06,706	35,98,541	22,08,879	27,09,736
J. Rubber, raw or crude	2,53,758	1,40,526	1,29,522	70,201	3,76,631
K. Seeds, *including* nuts for oils	18,31,577	7,44,365	11,94,784	33,78,784	43,73,975
L. Tallow, Stearine and Wax	32,33,040	28,87,027	21,91,734	26,62,562	21,25,348
M. Cotton, raw and waste	3,42,15,277	6,38,96,717	7,03,39,767	7,25,73,282	3,55,70,694
N. Jute, raw	5,324	752	881	1,934	3,111
O. Silk, raw and waste	1,23,12,613	88,45,300	62,39,255	1,17,26,281	71,74,284
P. Wool, raw	51,70,596	18,53,852	31,09,449	42,12,188	34,09,579
Q. Other textile materials	8,75,291	4,58,191	2,46,210	3,71,583	2,70,117
R. Wood and Timber	78,03,715	70,75,545	48,47,103	34,50,071	39,34,514
S. Miscellaneous	1,27,15,295	93,31,818	56,30,270	73,96,930	71,61,533
TOTAL, CLASS II	23,30,32,582	22,75,16,817	20,85,02,477	20,48,81,933	15,21,88,016

No. 4—*continued*

SUMMARY of the VALUE of the IMPORTS of MERCHANDISE CONSIGNED from the BRITISH EMPIRE and FOREIGN COUNTRIES—continued

	1929-30	1930-31	1931-32	1932-33	1933-34
	R	R	R	R	
III.—ARTICLES WHOLLY OR MAINLY MANUFACTURED—					
A. Apparel	2,59,05,002	1,99,17,410	1,46,68,762	1,35,98,183	1,29,01,398
B. Arms, Ammunition and Military Stores	65,44,064	54,01,872	68,48,425	44,14,192	42,96,656
C. Chemicals, Drugs and Medicines	5,49,99,167	4,89,23,703	4,79,08,750	4,89,90,058	4,97,30,816
D. Cutlery, Hardware, Implements and Instruments (*excluding* Electrical Instruments and Apparatus)	7,59,30,374	5,75,10,696	4,42,74,576	4,89,38,069	5,03,87,893
E. Dyes and Colours	3,99,50,474	3,82,78,958	3,65,14,747	3,50,67,852	3,45,27,698
F. Electrical Goods and Apparatus (*other than* Machinery)	3,60,95,363	3,10,60,535	2,22,97,722	2,34,20,444	2,30,81,361
G. Furniture, Cabinetware, and Manufactures of Wood and Timber	63,17,002	46,78,882	32,33,020	34,58,734	31,54,106
H. Glassware and Earthenware	3,24,88,098	2,13,64,145	1,60,68,375	1,92,49,280	1,65,68,865
I. Hides and Skins, tanned or dressed, and Leather	68,35,681	48,27,903	45,45,455	49,48,665	46,53,334
J. Machinery of all kinds *including* Belting for Machinery	19,34,92,068	15,12,89,176	11,57,11,865	11,16,26,938	13,37,92,657
K. Metals—Iron and Steel and manufactures thereof	17,20,03,666	10,87,93,240	6,31,48,050	5,29,78,155	5,52,17,526
L. Metals *other than* Iron and Steel and manufactures thereof	6,38,10,146	5,02,23,496	3,44,49,382	4,42,31,807	3,95,33,240
M. Paper, Pasteboard and Stationery	4,77,37,518	3,67,98,832	3,18,26,606	3,58,80,944	3,29,40,997
N. Rubber manufactures	3,30,13,517	2,56,83,337	2,20,98,381	1,98,35,291	1,87,58,595
O. Vehicles, *including* Locomotives, etc., for Railways	10,84,72,900	7,30,52,883	4,48,46,878	3,81,94,403	4,76,82,726
P. Cotton yarns and manufactures	59,48,73,128	25,25,59,794	19,15,41,696	26,82,79,487	17,74,34,197
Q. Jute „	24,14,783	18,36,157	12,77,063	13,46,603	9,81,853
R. Silk „	3,35,30,376	2,11,47,176	2,11,16,856	3,16,10,400	2,86,85,862
S. Woollen „	3,76,74,800	2,12,57,187	1,30,96,316	2,54,35,068	2,20,83,834
T. Other yarns and textile fabrics	5,71,50,501	4,00,95,476	4,22,62,993	5,05,05,201	3,51,82,364
U. Miscellaneous	9,90,46,166	7,75,42,879	6,11,95,738	6,33,29,535	6,04,86,761
TOTAL, CLASS III	172,82,93,794	109,22,43,737	83,89,31,656	94,53,39,309	85,20,82,719
IV.—LIVING ANIMALS—					
A. Horses	30,08,597	18,46,674	40,10,053	12,89,925	26,51,952
B. Other living Animals	2,33,377	2,38,874	1,96,104	1,89,196	1,60,346
TOTAL, CLASS IV	32,41,974	20,85,548	42,06,157	14,79,121	28,12,298
V.—POSTAL ARTICLES NOT SPECIFIED	4,08,01,187	3,54,40,858	2,96,33,076	2,59,44,213	2,40,61,287
GRAND TOTAL	240,79,69,341	164,79,36,863	126,37,14,115	132,58,43,175	115,35,70,144

No. 4—*continued*

SUMMARY of the VALUE of the IMPORTS of MERCHANDISE CONSIGNED from the BRITISH EMPIRE

	1929-30	1930-31	1931-32	1932-33	1933-34
	R	R	R	R	R
I.—FOOD, DRINK AND TOBACCO—					
A. Fish (*excluding* canned fish)	22,17,584	19,54,244	9,68,691	10,61,981	11,79,508
B. Fruits and Vegetables	24,55,946	19,63,967	16,12,635	20,40,418	15,02,393
C. Grain, Pulse and Flour	4,82,67,966	2,00,32,733	80,02,189	33,13,125	16,07,085
D. Liquors	1,96,24,116	1,82,08,999	1,22,40,017	1,25,48,305	1,23,70,436
E. Provisions and Oilman's stores	2,92,27,702	2,51,76,894	2,00,56,754	1,89,33,045	2,01,42,034
F. Spices	3,12,35,467	2,41,92,439	1,97,66,648	1,62,95,418	1,45,26,580
G. Sugar	1,23,75,109	28,46,318	36,59,434	41,69,904	41,22,604
H. Tea	21,08,543	17,31,407	19,48,320	12,65,033	5,65,555
I. Other Food and Drink	80,32,027	48,33,815	55,35,954	46,07,059	38,14,787
J. Tobacco	2,27,16,256	1,31,61,420	62,40,814	35,12,585	42,05,463
TOTAL, CLASS I	17,82,60,716	11,41,02,236	8,00,32,365	6,77,26,873	6,40,30,605
II.—RAW MATERIALS AND PRODUCE AND ARTICLES MAINLY UNMANUFACTURED—					
A. Coal	40,54,958	26,91,441	10,87,131	6,29,868	9,60,985
B. Other Non-metallic mining and quarry products and the like	55,64,287	22,10,464	21,32,139	19,11,934	20,36,660
C. Fodder, Bran and Pollards	2,15,461	2,04,501	1,63,743	1,23,967	67,679
D. Gums, Resins and Lac	73,85,585	26,54,252	18,88,290	18,58,203	28,29,174
E. Hides and Skins, raw or undressed	24,75,856	9,90,680	9,02,670	4,85,820	6,12,608
F. Metallic ores and scrap iron or steel for re-manufacture	59,463	80,127	70,627	51,127	1,76,160
G. Oils—Vegetable, Mineral and Animal	1,04,01,068	1,10,62,050	1,13,83,749	1,57,29,164	1,27 29,292
H. Oilcakes of all kinds	10,292	4,090	1,871	464	427
I. Paper making materials	49,808	1,00,689	3,40,045	1,22,153	45,842
J. Rubber, raw or crude	2,53,338	1,40,526	1,27,371	59,735	3,67,781
K. Seeds *including* nuts for oils	5,06,411	3,58,678	8,37,343	31,93,421	42,19,392
L. Tallow, Stearine and Wax	30,54,036	27,07,709	20,27,056	24,05,147	18,93,790
M. Cotton, raw and waste	2,93,24,448	3,26,17,106	3,42,47,492	2,56,94,055	2,33,67 874
N. Jute, raw	2,498	130	160	3	2,953
O. Silk, raw and waste	7,24,655	12,15,255	6,02,708	13,87,835	8,38,909
P. Wool, raw	40,80,690	14,97,029	24,31,304	16,72,863	32,47,060
Q. Other textile materials	1,52,359	81,682	28,920	64,237	8,050
R. Wood and Timber	9,45,762	4,97,383	5,48,560	4,19,742	3,57,765
S. Miscellaneous	49,38,672	51,83,508	34 63,033	53,92,524	54,40,903
TOTAL, CLASS II	8,31,99,647	6,42,97,300	6,22,83,612	6,32,04,198	5 91,43,644

No. 4—*continued*

SUMMARY of the VALUE of the IMPORTS of MERCHANDISE CONSIGNED from the BRITISH EMPIRE—continued

	1929-30	1930-31	1931-32	1932-33	1933-34
	R	R	R	R	R
III.—ARTICLES WHOLLY OR MAINLY MANUFACTURED—					
A. Apparel	98,35,362	49,17,022	32,92,719	32,22,332	28,97,911
B. Arms, Ammunition and Military Stores	53,71,666	45,15,183	57,22,375	37,35,792	37,33,923
C. Chemicals, Drugs and Medicines	2,92,61,364	2,36,87,533	2,33,76,440	2,26,64,341	2,46,71,001
D. Cutlery, Hardware, Implements, and Instruments (*excluding* Electrical Instruments and Apparatus)	3,02,53,282	2,35,75,082	1,84,90,033	1,87,20,613	1,94,95,565
E. Dyes and Colours	1,53,09,324	1,14,85,310	1,05,21,673	1,13,45,817	1,14,93,236
F. Electrical Goods and Apparatus (*other than* Machinery)	2,16,64,483	1,74,84,692	1,17,19,795	1,23,64,296	1,33,85,330
G. Furniture, Cabinetware, and Manufactures of Wood and Timber	22,02,748	18,65,679	13,89,424	11,16,923	13,63,929
H. Glassware and Earthenware	51,23,779	36,84,188	29,11,212	26,38,013	24,76,873
I. Hides and Skins, tanned or dressed and Leather	43,09,804	26,38,509	25,81,454	24,42,222	22,74,603
J. Machinery of all kinds *including* Belting for Machinery	14,56,87,930	11,31,97,433	8,17,70,116	8,28,55,535	9,16,83,531
K. Metals—Iron and Steel and manufactures thereof	10,20,46,515	5,71,30,569	3,40,30,098	2,71,55,481	3,18,05,944
L. Metals *other than* Iron and Steel and manufactures thereof	2,53,65,694	1,75,25,713	1,43,23,266	1,84,90,634	2,13,41,091
M. Paper, Pasteboard and Stationery	1,79,83,362	1,34,87,398	1,12,93,311	1,15,06,283	1,26,69,767
N. Rubber manufactures	1,75,67,336	1,01,20,587	80,73,575	88,36,560	1,25,72,786
O. Vehicles, *including* Locomotives, etc., for Railways	5,23,88,807	3,93,94,381	2,29,54,953	2,33,47,068	3,14,89,180
P. Cotton yarns and manufactures	37,99,77,226	14,77,24,507	9,95,11,262	14,28,39,899	10,46,78,436
Q. Jute „	23,46,880	16,47,523	12,33,650	11,70,495	9,69,937
R. Silk „	12,43,943	9,09,492	8,90,668	13,57,551	12,24,784
S. Woollen „	1,28,99,145	68,05,374	41,07,861	72,37,281	78,77,996
T. Other yarns and textile fabrics	1,30,07,625	72,12,443	57,91,279	69,90,785	64,53,175
U. Miscellaneous	5,89,44,924	4,70,72,534	3,61,12,957	3,48,80,068	3,24,90,600
TOTAL, CLASS III	95,27,91,199	55,60,81,152	40,00,98,121	44,49,17,989	43,70,49,598
IV.—LIVING ANIMALS—					
A. Horses	27,81,905	16,88,974	37,26,253	10,82,525	24,05,102
B. Other living Animals	1,74,181	1,82,771	1,33,988	1,54,397	1,39,149
TOTAL, CLASS IV	29,56,086	18,71,745	38,60,241	12,36,922	25,44,251
V.—POSTAL ARTICLES NOT SPECIFIED	2,74,06,790	2,38,38,242	2,03,94,279	1,67,37,579	1,42,76,418
GRAND TOTAL	124,46,14,438	76,01,90,675	56,66,68,618	59,38,23,561	57,70,50,516

No. 4—*continued*

SUMMARY of the VALUE of the IMPORTS of MERCHANDISE CONSIGNED from FOREIGN COUNTRIES

	1929-30	1930-31	1931-32	1932-33	1933-34
	R	R	R	R	R
I.—FOOD, DRINK AND TOBACCO—					
A. Fish (*excluding* canned fish)	4,13,690	4,31,887	3,73,471	3,14,253	3,25,561
B. Fruits and Vegetables	1,58,30,912	1,28,04,818	1,18,34,538	96,16,160	85,11,290
C. Grain, Pulse and Flour	59,37,070	81,29,904	37,58,336	37,84,822	67,63,076
D. Liquors	1,14,41,987	95,96,826	57,69,121	54,51,775	55,59,780
E. Provisions and Oilman's stores	2,71,33,488	2,36,01,642	1,40,69,512	1,03,54,330	70,13,853
F. Spices	13,39,691	13,02,043	10,55,793	9,54,405	10,40,240
G. Sugar	14,53,90,358	10,68,00,236	5,79,93,822	3,81,27,294	2,29,74,429
H. Tea	42,81,075	28,36,238	24,08,830	21,97,891	19,47,595
I. Other Food and Drink	83,16,083	89,99,684	19,50,421	34,89,785	12,44,328
J. Tobacco	42,54,734	19,54,389	31,93,640	61,81,011	30,09,058
TOTAL, CLASS I	22,43,39,088	17,65,47,667	10,24,07,484	8,04,71,726	5,83,89,219
II.—RAW MATERIALS AND PRODUCE AND ARTICLES MAINLY UNMANUFACTURED—					
A. Coal	89,911	1,37,154	35,075	16,442	15,901
B. Other Non-metallic mining and quarry products and the like	1,05,57,191	80,91,578	61,14,142	1,07,15,569	92,79 927
C. Fodder, Bran and Pollards	595	208	356	30	641
D. Gums, Resins and Lac	19,14,293	12,59,761	7,14,946	5,70,585	9,72,593
E. Hides and Skins, raw or undressed	6,18,235	3,97,141	5,40,057	3,76,243	5,78,577
F. Metallic ores and scrap iron or steel for re-manufacture	3,08,584	1,29,037	97,016	87,709	59,484
G. Oils—Vegetable, Mineral and Animal	9,74,63,924	9,81,62,934	8,58,42,549	6,42,72,123	5,48,18,046
H. Oilcakes of all kinds	1,483	..	..	..	..
I. Paper making materials	44,45,102	41,06,017	32,58,496	20,86,726	26,63,894
J. Rubber, raw or crude	420	..	2,151	10,466	8,850
K. Seeds, *including* nuts for oils	13,25,166	3,85,687	3,57,441	1,85,363	1,54,583
L. Tallow, Stearine and Wax	1,79,004	1,79,918	1,64,678	2,57,415	2,31,558
M. Cotton, raw and waste	48,90,829	3,12,79,611	3,60,92,275	4,68,79,227	1,22,02,820
N. Jute, raw	2,826	622	721	1,931	158
O. Silk, raw and waste	1,15,87,958	76,30,045	56,36,547	1,03,38,446	63,35,375
P. Wool, raw	10,89,906	3,56,823	6,78,145	5,39,325	1,62,519
Q. Other textile materials	7,22,932	3,76,509	2,17,890	3,07,346	2,62,067
R. Wood and Timber	68,57,953	65,78,162	42,98,542	30,30,329	35,76,749
S. Miscellaneous	77,76,623	41,48,310	21,67,237	20,04,406	17,20,630
TOTAL, CLASS II	14,98,32,935	16,32,19,517	14,62,18,865	14,16,77,735	9,30,44,372

No. 4—*concluded*

SUMMARY of the VALUE of the IMPORTS of MERCHANDISE CONSIGNED from FOREIGN COUNTRIES—continued

	1929-30	1930-31	1931-32	1932-33	1933-34
	R	R	R	R	R
III.—ARTICLES WHOLLY OR MAINLY MANUFACTURED—					
A. Apparel	1,60,69,640	1,50,00,388	1,13,76,043	1,03,75,851	1,00,03,487
B. Arms, Ammunition and Military Stores	11,72,398	8,86,689	11,26,050	6,78,400	5,62,733
C. Chemicals, Drugs and Medicines	2,57,37,803	2,52,36,170	2,45,32,310	2,63,25,717	2,50,59,815
D. Cutlery, Hardware, Implements and Instruments (*excluding* Electrical Instruments and Apparatus)	4,56,77,092	3,39,35,614	2,57,84,543	3,02,17,456	3,08,92,328
E. Dyes and Colours	2,46,41,150	2,67,93,648	2,59,93,074	2,37,22,035	2,30,34,462
F. Electrical Goods and Apparatus (*other than* Machinery)	1,44,30,880	1,35,75,843	1,05,77,927	1,10,56,148	96,96,031
G. Furniture, Cabinetware, and Manufactures of Wood and Timber	41,14,254	28,13,203	18,43,596	23,41,811	17,90,177
H. Glassware and Earthenware	2,73,64,319	1,76,79,957	1,31,57,163	1,66,11,267	1,40,91,992
I. Hides and Skins, tanned or dressed, and Leather	25,25,877	21,89,394	19,64,001	25,06,443	23,78,731
J. Machinery of all kinds, *including* Belting for Machinery	4,78,04,138	3,80,01,743	3,39,41,749	2,87,71,403	4,21,09,103
K. Metals—Iron and Steel and manufactures thereof	6,99,57,151	5,16,62,671	2,91,17,952	2,58,22,674	2,34,11,582
L. Metals *other than* Iron and Steel and manufactures thereof	3,84,53,452	3,26,97,783	2,01,26,116	2,57,41,173	1,81,92,149
M. Paper, Pasteboard and Stationery	2,97,54,156	2,33,11,434	2,05,33,295	2,43,74,661	2,02,71,230
N. Rubber manufactures	1,54,46,181	1,55,62,750	1,40,24,806	1,09,98,731	61,85,809
O. Vehicles, *including* Locomotives, etc., for Railways	5,60,84,093	3,36,58,502	2,18,91,925	1,48,47,335	1,61,93,546
P. Cotton yarns and manufactures	21,48,95,902	10,48,35,287	9,20,30,434	12,54,39,588	7,27,55,761
Q. Jute „	67,903	1,88,634	43,413	1,76,108	11,916
R. Silk „	3,22,86,433	2,02,37,684	2,02,26,188	3,02,52,849	2,74,61,678
S. Woollen „	2,47,75,655	1,44,51,813	89,88,455	1,81,97,787	1,42,05,838
T. Other yarns and textile fabrics	4,41,42,876	3,28,83,033	3,64,71,714	4,35,14,416	2,87,29,189
U. Miscellaneous	4,01,01,242	3,04,70,345	2,50,82,781	2,84,49,467	2,79,96,161
TOTAL, CLASS III	77,55,02,595	53,61,62,585	43,88,33,535	50,04,21,320	41,50,33,121
IV.—LIVING ANIMALS—					
A. Horses	2,26,692	1,57,700	2,83,800	2,07,400	2,46,850
B. Other living Animals	59,196	56,103	62,116	34,799	21,197
TOTAL, CLASS IV	2,85,888	2,13,803	3,45,916	2,42,199	2,68,047
V.—POSTAL ARTICLES NOT SPECIFIED	1,33,94,397	1,16,02,616	92,39,697	92,06,634	97,84,869
GRAND TOTAL	116,33,54,903	88,77,46,188	69,70,45,497	73,20,19,614	57,65,19,628

No. 5

SUMMARY of the VALUE of the EXPORTS of INDIAN MERCHANDISE to the BRITISH EMPIRE and FOREIGN COUNTRIES

	1929-30	1930-31	1931-32	1932-33	1933-34
	R	R	R	R	R
I.—FOOD, DRINK AND TOBACCO—					
A. Fish (*excluding* canned fish)	73,81,076	68,33,283	54,23,903	45,70,593	44,87,125
B. Fruits and Vegetables	90,61,681	79,74,836	90,31,646	69,52,351	90,05,513
C. Grain, Pulse and Flour	34,79,16,340	29,88,18,701	20,37,17,980	16,07,68,863	11,74,78,536
D. Liquors	1,456	887	2,370	1,463	11,514
E. Provisions and Oilman's stores	60,40,378	49,04,797	39,54,727	32,62,084	28,12,233
F. Spices	1,96,38,940	1,27,18,538	87,24,986	72,32,877	72,20,317
G. Sugar	3,68,486	2,51,453	1,91,841	2,10,245	2,37,613
H. Tea	26,00,63,568	23,55,92,538	19,43,73,875	17,15,27,805	19,84,62,298
I. Other Food and Drink	1,45,42,487	1,91,89,135	94,52,219	1,09,83,217	1,02,47,835
J. Tobacco	1,06,42,057	1,03,65,043	85,42,469	77,10,856	93,79,867
TOTAL, CLASS I	67,56,56,369	59,67,39,211	44,34,16,016	37,32,20,744	36,02,42,851
II.—RAW MATERIALS AND PRODUCE AND ARTICLES MAINLY UNMANUFACTURED—					
A. Coal	71,61,253	49,05,070	54,51,985	43,80,172	37,17,507
B. Other Non-metallic mining and quarry products and the like	1,06,05,534	68,54,015	40,72,540	32,42,259	52,26,646
C. Fodder, Bran and Pollards	1,18,63,142	70,76,268	75,14,260	70,28,617	46,63,607
D. Gums, Resins and Lac	7,21,64,908	3,31,98,541	1,97,89,778	1,37,31,311	2,60,51,026
E. Hides and Skins, raw or undressed	7,08,26,869	5,46,63,211	3,65,71,421	2,76,86,685	4,25,32,967
F. Metallic ores and scrap iron or steel for re-manufacture	3,57,69,514	2,58,16,576	1,65,71,566	1,56,74,468	2,06,36,408
G. Oils—Vegetable, Mineral and Animal	72,33,373	47,23,750	57,22,833	53,78,915	57,23,847
H. Oilcakes of all kinds	3,11,91,569	2,08,05,175	2,00,67,741	1,96,50,673	1,64,72,120
I. Paper making materials	1,18,273	53,115	1,10,738	1,76,609	2,07,139
J. Rubber, raw or crude	1,78,87,892	1,29,75,198	44,57,717	8,78,331	31,17,681
K. Seeds, *including* nuts for oils	26,46,75,604	17,86,17,534	14,58,83,085	11,30,68,475	13,66,15,291
L. Tallow, Stearine and Wax	7,94,949	7,38,344	3,79,386	5,00,837	2,69,838
M. Cotton, raw and waste	65,60,34,543	46,72,64,516	23,78,18,945	20,69,94,658	26,97,78,854
N. Jute „	27,17,37,585	12,88,46,694	11,18,80,623	9,73,03,369	10,93,26,707
O. Silk „	30,00,024	8,94,076	2,95,877	1,08,734	2,47,660
P. Wool „	4,42,21,543	2,51,43,609	2,77,24,610	1,09,92,945	1,98,48,211
Q. Other textile materials	68,34,523	39,30,344	26,89,872	32,10,268	37,28,516
R. Wood and Timber	1,77,68,080	1,39,02,364	76,80,909	54,39,907	82,21,457
S. Miscellaneous	2,55,15,806	2,14,49,716	1,50,75,092	1,23,70,138	1,30,83,818
TOTAL, Class II	156,44,04,984	101,24,58,116	66,97,58,978	54,78,23,361	68,94,69,220

No. 5—*continued*

SUMMARY of the VALUE of the EXPORTS of INDIAN MERCHANDISE to the BRITISH EMPIRE and FOREIGN COUNTRIES—continued

	1929-30	1930-31	1931-32	1932-33	1933-34
	R	R	R	R	R
III.—ARTICLES WHOLLY OR MAINLY MANUFACTURED—					
A. Apparel	29,55,628	19,66,225	13,37,353	11,72,040	14,10,918
B. Arms, Ammunition and Military Stores	899	1,656	125	548	287
C. Chemicals, Drugs and Medicines	2,05,18,348	1,54,02,452	1,27,13,986	59,67,849	1,14,28,128
D. Cutlery, Hardware, Implements and Instruments (*excluding* Electrical Instruments and Apparatus)	21,04,010	13,70,004	9,85,459	8,79,907	9,77,794
E. Dyes and Colours	1,17,22,023	1,11,88,445	91,98,029	81,01,742	81,39,335
F. Electrical Goods and Apparatus (*other than* Machinery)	..	..	..	..	..
G. Furniture, Cabinetware, and Manufactures of Wood and Timber	6,18,501	5,00,556	3,35,287	3,08,164	2,99,214
H. Glass and Earthenware	2,36,933	1,97,088	2,30,166	1,61,471	1,58,596
I. Hides and Skins, tanned or dressed, and Leather	8,16,24,078	6,39,11,208	5,35,19,696	4,76,41,701	5,82,98,323
J. Machinery of all kinds, *including* Belting for Machinery	51,921	42,357	32,500	68,897	52,977
K. Metals—Iron and Steel and manufactures thereof	2,61,69,588	1,73,87,635	1,30,95,691	91,16,977	1,06,71,723
L. Metals *other than* Iron and Steel and manufactures thereof	4,14,56,452	3,61,99,783	2,50,42,877	2,20,26,882	2,35,64,714
M. Paper, Pasteboard and Stationery	1,43,262	1,26,798	1,18,323	1,40,900	1,22,860
N. Rubber manufactures	29,876	32,769	6,263	941	1,342
O. Vehicles, *excluding* Locomotives, etc., for Railways	43,287	25,751	6,438	42,680	8,485
P. Cotton yarn and manufactures	7,18,67,090	5,21,54,426	4,81,83,121	3,29,11,077	2,72,63,100
Q. Jute ,,	51,92,67,860	31,89,44,511	21,92,42,529	21,71,17,672	21,37,49,313
R. Silk ,,	2,31,465	1,12,201	38,542	2,09,207	81,532
S. Woollen ,,	91,32,731	71,81,018	59,48,855	67,80,486	73,99,552
T. Other yarns and textile fabrics	14,77,546	11,21,337	6,70,330	6,69,193	4,19,373
U. Miscellaneous articles, wholly or mainly manufactured	5,12,20,809	4,48,28,410	3,55,20,280	3,14,93,290	3,49,25,165
TOTAL, CLASS III	84,08,72,307	57,26,94,630	42,62,25,850	38,48,11,624	39,89,72,731
IV.—LIVING ANIMALS—					
A. Horses	33,600	14,500	1,500	64,000	50,050
B. Cattle	1,74,404	2,50,540	84,963	82,059	72,095
C. Sheep and Goats	30,73,469	20,58,912	12,77,509	7,78,653	7,85,045
D. Other living Animals	3,99,016	2,76,122	1,34,876	85,334	78,483
TOTAL, CLASS IV	36,80,489	26,00,074	14,98,848	10,10,046	9,85,673
V.—POSTAL ARTICLES	2,34,41,051	2,04,34,307	1,79,86,402	1,58,55,589	1,34,90,047
GRAND TOTAL	310,80,55,200	220,49,26,338	155,88,86,094	132,27,20,964	146,31,60,522

No. 5—*continued*

SUMMARY of the VALUE of the EXPORTS of INDIAN MERCHANDISE to the BRITISH EMPIRE

	1929-30	1930-31	1931-32	1932-33	1933-34
	R	R	R	R	R
I.—FOOD, DRINK AND TOBACCO—					
A. Fish (*excluding* canned fish)	73,22,048	67,75,932	53,92,617	45,55,257	44,64,069
B. Fruits and Vegetables	55,34,537	46,30,189	39,59,278	37,92,908	36,82,109
C. Grain, Pulse and Flour	16,67,19,627	15,80,40,501	9,77,38,809	8,23,04,405	6,67,89,974
D. Liquors	1,436	559	1,934	1,065	11,514
E. Provisions and Oilman's stores	52,75,674	43,79,567	34,78,799	28,68,220	24,27,138
F. Spices	93,79,663	62,83,845	41,19,232	36,47,722	36,86,317
G. Sugar	3,28,068	2,25,884	1,73,270	1,84,865	2,20,975
H. Tea	23,89,46,324	21,52,54,738	18,15,51,516	16,05,90,060	19,04,19,643
I. Other Food and Drink	68,75,408	64,56,503	31,83,164	38,62,338	34,62,546
J. Tobacco	89,61,312	84,01,299	71,22,949	60,97,517	77,89,210
TOTAL, CLASS I	44,93,44,097	41,04,49,017	30,67,21,568	26,70,04,357	28,29,53,495
II.—RAW MATERIALS AND PRODUCE AND ARTICLES MAINLY UNMANUFACTURED—					
A. Coal	64,29,782	46,08,503	50,80,428	39,65,701	36,21,483
B. Other Non-metallic mining and quarry products and the like	45,53,046	36,40,392	23,89,835	19,23,977	30,40,755
C. Fodder, Bran and Pollards	1,08,13,683	70,32,746	59,51,120	61,23,238	46,05,834
D. Gums, Resins and Lac	1,78,60,211	80,13,462	51,04,211	40,05,354	1,37,59,015
E. Hides and Skins, raw or undressed	60,37,691	57,00,525	58,80,378	67,77,855	1,04,03,857
F. Metallic ores and scrap iron or steel for re-manufacture	1,74,92,909	1,23,57,942	98,24,495	96,24,366	1,47,51,208
G. Oils—Vegetable, Mineral and Animal	39,68,357	26,46,525	36,16,366	39,01,944	40,70,685
H. Oilcakes of all kinds	1,70,10,698	1,26,91,656	1,00,02,977	90,33,306	1,01,05,622
I. Paper making materials	88,280	44,702	41,598	27,824	80,760
J. Rubber, raw or crude	1,61,12,988	1,23,39,324	42,35,643	8,42,570	26,57,188
K. Seeds, *including* nuts for oils	5,16,79,827	3,13,27,861	2,26,31,525	1,73,07,713	3,68,07,825
L. Tallow, Stearine and Wax	5,08,481	3,32,059	2,58,342	2,38,713	2,18,931
M. Cotton, raw and waste	4,60,91,452	3,25,09,216	1,79,91,777	1,83,05,880	3,58,17,597
N. Jute ,,	5,64,00,332	2,26,33,117	3,17,47,610	2,32,63,787	2,61,22,166
O. Silk ,,	12,15,413	1,72,696	41,621	60,205	1,17,822
P. Wool ,,	3,52,87,090	2,27,35,471	2,49,54,265	92,79,691	1,40,34,571
Q. Other textile materials	12,04,484	4,77,745	3,60,448	9,56,171	8,41,822
R. Wood and Timber	1,22,30,875	94,21,110	53,07,300	40,50,808	61,26,770
S. Miscellaneous	61,77,848	55,80,493	44,69,823	42,64,181	50,85,327
TOTAL, CLASS II	31,11,63,447	19,42,65,535	15,98,89,772	12,19,53,284	19,29,19,208

No. 5—*continued*

SUMMARY of the VALUE of the EXPORTS of INDIAN MERCHANDISE to the BRITISH EMPIRE
—continued

	1929-30	1930-31	1931-32	1932-33	1933-34
	R	R	R	R	R
III.—ARTICLES WHOLLY OR MAINLY MANUFACTURED—					
A. Apparel	18,33,675	11,78,436	9,91,272	8,43,632	10,45,599
B Arms, Ammunition and Military Stores	649	1,656	125	548	280
C. Chemicals, Drugs and Medicines	46,08,201	21,15,362	27,54,339	34,78,643	27,74,914
D Cutlery, Hardware, Implements, and Instruments (*excluding* Electrical Instruments and Apparatus)	12,81,345	10,73,566	7,07,862	6,35,599	7,08,374
E. Dyes and Colours	58,73,429	56,96,678	51,28,483	42,30,888	44,05,845
F. Electrical Goods and Apparatus (*other than* Machinery)	..	..	..	..	—
G. Furniture, Cabinetware, and Manufactures of Wood and Timber	3,80,831	2,48,105	2,38,389	1,66,534	1,33,411
H. Glassware and Earthenware	1,65,233	1,65,885	2,02,190	1,27,361	1,19,738
I. Hides and Skins, tanned or dressed, and Leather	7,14,84,306	5,89,13,905	4,94,33,090	4,48,15,016	5,49,92,983
J. Machinery of all kinds *including* Belting for Machinery	34,937	23,320	27,351	48,268	40,757
K. Metals—Iron and Steel and manufactures thereof	36,45,569	43,05,964	31,54,915	37,69,300	40,58,147
L. Metals *other than* Iron and Steel and manufactures thereof	1,94,32,760	1,91,80,975	1,25,03,028	1,36,92,150	1,46,58,395
M. Papor, Pasteboard and Stationery	1,07,825	96,405	1,02,704	1,14,397	95,930
N. Rubber manufactures	29,576	32,749	6,263	431	950
O. Vehicles *excluding* Locomotives, etc., for Railways	28,943	21,416	2,265	38,030	5,960
P. Cotton yarns and manufactures	4,12,69,397	2,84,90,820	2,40,87,854	1,95,20,912	1,54,99,325
Q. Jute „	14,18,79,492	9,68,22,790	7,89,42,463	8,55,36,570	7,58,32,695
R. Silk „	2,11,224	1,03,376	24,832	1,48,996	44,617
S. Woollen „	45,96,361	44,20,367	45,13,850	49,79,039	63,05,215
T. Other yarns and textile fabrics	9,39,362	7,67,228	5,00,812	3,91,901	1,44,253
U. Miscellaneous articles wholly or mainly manufactured	2,12,61,648	1,31,52,624	1,46,56,098	1,02,22,832	1,32,49,343
TOTAL, CLASS III	31,90,64,763	23,68,11,627	19,79,78,185	19,27,60,947	19,41,16,331
IV.—LIVING ANIMALS—					
A. Horses	31,600	14,000	1,500	64,000	48,750
B Cattle	1,71,204	1,70,740	84,963	80,259	64,095
C. Sheep and Goats	30,73,454	20,57,082	12,76,833	7,78,504	7,84,445
D Other living Animals	2,57,680	1,85,170	72,198	23,042	28,810
TOTAL, CLASS IV	35,33,938	24,26,992	14,35,494	9,45,805	9,26,100
V.—POSTAL ARTICLES	1,68,53,315	1,72,79,282	1,53,91,202	1,30,72,565	1,05,73,989
GRAND TOTAL	110,19,59,560	86,12,32,453	68,14,16,221	59,66,36,958	68,14,89,123

No. 5—*continued*

SUMMARY of the VALUE of the EXPORTS of INDIAN MERCHANDISE to FOREIGN COUNTRIES

	1929-30	1930-31	1931-32	1932-33	1933-34
	R	R	R	R	R
I.—FOOD, DRINK AND TOBACCO—					
A. Fish (*excluding* canned fish)	59,028	57,351	31,286	15,336	23,056
B. Fruits and Vegetables	35,27,044	33,44,647	50,72,368	31,59,443	62,23,401
C. Grain, Pulse and Flour	18,11,96,713	14,07,78,200	10,59,79,171	7,84,64,458	5,06,88,562
D. Liquors	20	328	436	388	..
E. Provisions and Oilman's stores	7,64,704	6,15,230	4,75,928	3,03,864	3,85,095
F. Spices	1,02,59,277	64,34,693	46,05,754	35,85,155	35,34,080
G. Sugar	40,418	25,569	18,571	25,380	16,638
H. Tea	2,11,17,244	2,03,37,800	1,28,22,350	1,09,37,745	80,42,055
I. Other Food and Drink	76,67,079	1,27,32,632	62,69,055	71,20,879	67,85,280
J. Tobacco	16,80,745	19,63,744	14,10,520	16,13,339	15,90,657
TOTAL, CLASS I	22,63,12,272	18,62,90,194	13,66,94,448	10,53,15,987	7,72,89,356
II.—RAW MATERIALS AND PRODUCE AND ARTICLES MAINLY UNMANUFACTURED—					
A. Coal	7,31,471	2,96,567	3,71,557	4,14,471	96,024
B. Other Non-metallic mining and quarry products and the like	60,52,488	32,11,623	16,82,705	13,18,282	21,35,791
C. Fodder, Bran and Pollards	10,49,459	6,43,522	15,63,140	9,05,379	57,773
D. Gums, Resins and Lac	5,43,04,697	2,61,85,089	1,46,85,567	97,25,957	1,22,02,011
E. Hides and Skins, raw or undressed	7,37,89,178	4,89,62,686	3,06,91,043	2,09,08,830	3,21,29,110
F. Metallic ores and scrap iron or steel for re-manufacture	1,82,76,605	1,34,58,634	67,47,071	60,50,102	58,85,200
G. Oils—Vegetable, Mineral and Animal	32,65,016	20,77,225	21,06,467	14,76,971	16,53,162
H. Oilcakes of all kinds	1,41,80,871	81,13,519	1,00,64,764	1,06,17,367	63,66,498
I. Paper making materials	29,993	8,413	69,140	1,48,785	1,26,379
J. Rubber, raw or crude	17,74,904	6,35,874	2,22,074	35,761	4,00,493
K. Seeds *including* nuts for oils	21,29,95,777	14,72,89,673	12,32,51,550	9,77,60,762	9,98,07,466
L. Tallow, Stearine and Wax	2,86,468	4,06,285	1,21,044	2,62,124	50,907
M. Cotton, raw and waste	60,99,43,091	43,47,55,300	21,98,27,168	18,86,88,778	23,39,61,287
N. Jute „	21,53,37,253	10,62,13,577	8,01,33,013	7,40,39,582	8,32,04,541
O. Silk „	17,84,611	7,21,380	2,54,256	48,520	1,29,838
P. Wool „	89,34,453	24,08,138	27,70,345	17,13,264	52,13,640
Q. Other textile materials	56,30,039	34,52,599	23,29,424	22,60,087	28,86,694
R. Wood and Timber	55,37,205	44,81,254	23,73,609	13,89,099	20,94,707
S. Miscellaneous	1,93,37,958	1,58,69,223	1,06,06,269	81,05,957	79,98,491
TOTAL, CLASS II	125,32,41,537	81,81,92,581	50,99,69,206	42,58,70,077	49,85,50,012

No. 5—*concluded*

SUMMARY of the VALUE of the EXPORTS of INDIAN MERCHANDISE to FOREIGN COUNTRIES—continued

	1929-30	1930-31	1931-32	1932-33	1933-34
	R	R	R	R	R
III.—ARTICLES WHOLLY OR MAINLY MANUFACTURED—					
A. Apparel	11,21,953	7,87,789	3,46,081	3,28,508	3,65,319
B. Arms, Ammunition and Military Stores	250	..	..	..	7
C. Chemicals, Drugs and Medicines	1,59,10,147	1,32,87,090	99,59,647	24,89,206	86,53,214
D. Cutlery, Hardware, Implements, and Instruments (*excluding* Electrical Instruments and Apparatus)	8,22,665	2,96,438	2,77,597	2,44,308	2,69,420
E. Dyes and Colours	58,48,594	54,91,767	40,69,546	38,70,854	37,33,890
F. Electrical Goods and Apparatus (*other than* Machinery)	..	..	..	..	..
G. Furniture, Cabinetware, and Manufactures of Wood and Timber	2,37,670	2,52,451	96,898	1,41,630	1,65,803
H. Glassware and Earthenware	71,700	31,203	27,976	34,116	38,858
I. Hides and Skins, tanned or dressed, and Leather	1,01,39,772	49,97,303	40,86,606	28,26,685	33,05,340
J. Machinery of all kinds *including* Belting for Machinery	16,984	19,037	5,149	20,629	12,220
K. Metals -Iron and Steel and manufactures thereof	2,25,24,019	1,30,81,671	99,40,776	53,47,677	66,13,576
L. Metals *other than* Iron and Steel and manufactures thereof	2,20,23,692	1,70,18,808	1,25,39,849	83,34,732	89,06,319
M. Paper, Pasteboard and Stationery	35,437	30,393	15,619	26,503	26,930
N. Rubber manufactures	300	20	..	510	392
O. Vehicles *excluding* Locomotives, etc., for Railways	14,344	4,335	4,173	4,650	2,525
P. Cotton yarns and manufactures	3,03,97,693	2,36,63,606	2,40,95,267	1,33,90,165	1,17,63,775
Q. Jute ,,	37,73,88,368	22,21,21,721	14,03,00,066	13,15,81,102	13,79,16,618
R. Silk ,,	20,241	8,825	13,710	60,211	36,915
S. Woollen ,,	45,36,370	27,60,651	14,35,005	18,01,447	10,94,337
T. Other yarns and textile fabrics	5,38,184	3,54,109	1,69,518	2,77,292	2,75,120
U. Miscellaneous articles wholly or mainly manufactured	2,90,59,161	3,16,75,786	2,08,64,182	2,12,70,458	2,16,75,822
TOTAL, CLASS III	52,18,07,544	33,58,83,003	22,82,47,665	19,20,50,677	20,48,56,400
IV.—LIVING ANIMALS—					
A. Horses	2,000	500	..	..	1,300
B. Cattle	3,200	79,800	..	1,800	8,000
C. Sheep and Goats	15	1,830	676	149	600
D. Other living Animals	1,41,336	90,952	62,678	62,292	49,673
TOTAL, CLASS IV	1,46,551	1,73,082	63,354	64,241	59,573
V.—POSTAL ARTICLES	45,87,736	31,55,025	25,95,200	27,83,024	29,16,058
GRAND TOTAL	200,60,95,640	134,36,93,885	87,74,69,873	72,60,84,006	78,16,71,399

No. 6

SUMMARY of the VALUE of the EXPORTS of BRITISH and FOREIGN MERCHANDISE to the BRITISH EMPIRE and FOREIGN COUNTRIES

	1929-30	1930-31	1931-32	1932-33	1933-34
	R	R	R	R	R
I.—FOOD, DRINK AND TOBACCO—					
A. Fish (*excluding* canned fish)	4,42,839	3,62,632	4,49,217	2,43,533	2,21,990
B. Fruits and Vegetables	10,04,586	9,03,010	13,80,976	8,56,269	5,51,479
C. Grain, Pulse and Flour	5,23,773	6,569	3,49,015	917	1,175
D. Liquors	71,419	1,04,616	2,13,773	2,23,412	1,31,699
E. Provisions and Oilman's stores	2,11,013	3,51,231	4,03,200	1,21,318	1,04,519
F. Spices	3,01,510	5,05,297	1,97,971	3,98,325	2,44,214
G. Sugar	17,00,665	6,57,741	10,26,714	5,02,527	7,25,602
H. Tea	27,144	20,150	16,104	7,250	18,380
I. Other Food and Drink	5,21,413	2,67,503	1,14,377	10,181	64
J. Tobacco	1,03,084	59,147	63,408	33,258	56,984
TOTAL, CLASS I	49,07,446	32,37,886	42,14,755	23,96,990	20,56,106
II.—RAW MATERIALS AND PRODUCE AND ARTICLES MAINLY UNMANUFACTURED—					
A. Coal, Coke and Patent Fuel	9,51,135	6,11,954	1,26,852	68,311	26,699
B. Other Non-metallic mining and quarry products and the like	2,35,441	2,77,045	1,86,266	1,11,840	1,46,163
C. Fodder, Bran and Pollards	..	..	..	..	..
D. Gums, Resins and Lac	29,17,562	14,89,064	10,20,984	7,10,552	6,10,206
E. Hides and Skins, raw or undressed	1,05,36,519	1,01,23,204	86,13,031	27,71,579	22,08,204
F. Metallic ores and scrap iron or steel for re-manufacture	23,61,055	11,96,127	13,63,461	9,88,476	14,95,878
G. Oils—Vegetable, Mineral and Animal	14,43,279	9,16,507	3,81,301	4,21,487	4,43,225
H. Oilcakes of all kinds	..	..	..	..	..
I. Paper making materials	..	..	..	..	..
J. Rubber, raw or crude	..	..	..	..	..
K. Seeds *including* nuts for oils	1,35,734	54,913	31,282	49,682	37,791
L. Tallow, Stearine and Wax	9,087	3,644	1,000	1,283	901
M. Cotton, raw and waste	19,24,615	1,14,836	1,70,210	89,156	6,08,818
N. Jute ,,	..	..	..	..	..
O. Silk ,,	42,356	61,655	23,180	19,724	21,399
P. Wool ,,	65,14,441	28,51,780	36,73,760	12,97,710	31,19,132
Q. Other textile materials	..	..	..	..	8,730
R. Wood and Timber	51,221	31,745	8,758	22,226	19,550
S. Miscellaneous	4,71,190	4,20,086	2,32,064	3,07,470	5,02,419
TOTAL, CLASS II	2,75,93,635	1,81,52,560	1,58,32,239	68,59,496	92,49,115

No. 6—*continued*

SUMMARY of the VALUE of the EXPORTS of BRITISH and FOREIGN MERCHANDISE to the BRITISH EMPIRE and FOREIGN COUNTRIES—continued

	1929-30	1930-31	1931-32	1932-33	1933-34
	R	R	R	R	R
III.—ARTICLES WHOLLY OR MAINLY MANUFACTURED—					
A. Apparel	13,74,289	11,09,260	9,44,433	8,48,792	6,53,754
B. Arms, Ammunition and Military Stores	1,48,534	1,78,864	1,19,579	95,978	1,40,014
C. Chemicals, Drugs and Medicines	5,53,937	7,25,032	3,52,717	3,87,655	3,45,005
D. Cutlery, Hardware, Implements and Instruments (*excluding* Electrical Instruments and Apparatus)	34,63,682	31,02,625	36,83,465	32,90,451	27,44,636
E. Dyes and Colours	4,47,777	4,51,534	4,27,134	4,42,368	3,49,655
F. Electrical Goods and Apparatus (*other than* Machinery)	4,98,302	3,88,124	3,64,430	3,12,652	2,66,068
G. Furniture, Cabinetware and Manufactures of Wood and Timber	8,26,114	10,74,473	11,26,247	6,36,697	4,55,558
H. Glassware and Earthenware	5,69,707	3,80,142	3,07,168	2,55,541	2,91,548
I. Hides and Skins, tanned or dressed and Leather	4,23,881	6,79,025	1,39,147	56,640	77,092
J. Machinery of all kinds *including* Belting for Machinery	17,56,850	18,40,441	18,33,454	11,34,388	8,49,488
K. Metals—Iron and Steel and manufactures thereof	3,33,534	2,57,547	2,16,185	1,59,576	1,37,405
L. Metals *other than* Iron and Steel and manufactures thereof	10,62,830	8,05,998	5,20,902	7,27,523	9,93,850
M. Paper, Pasteboard and Stationery	2,50,899	1,80,915	1,77,536	1,77,598	1,37,642
N. Rubber manufactures	27,36,355	29,63,901	26,53,912	14,57,754	1,97,792
O. Vehicles *excluding* Locomotives, etc., for Railways	24,55,642	16,56,112	14,79,711	11,26,181	14,60,294
P. Cotton yarns and manufactures	78,41,273	54,24,315	43,66,443	57,37,066	58,84,330
Q. Jute „	..	..	..	..	..
R. Silk „	4,33,952	1,46,552	1,48,612	2,38,948	5,28,319
S. Woollen „	77,53,690	41,82,486	30,89,150	19,86,461	13,59,761
T. Other yarns and textile fabrics	14,99,756	9,74,574	15,49,197	11,27,589	35,00,882
U. Miscellaneous articles wholly or mainly manufactured	18,51,797	18,80,099	15,44,597	11,68,713	11,08,288
TOTAL, CLASS III	3,62,82,801	2,84,02,019	2,50,53,019	2,13,69,171	2,14,81,411
IV.—LIVING ANIMALS—					
A. Horses	3,52,800	3,03,193	2,39,525	3,71,566	1,65,100
B. Cattle	..	..	..	..	..
C. Sheep and Goats	..	..	..	..	..
D. Other living Animals	13,370	11,305	16,480	9,665	1,30,460
TOTAL, CLASS IV	3,66,170	3,14,498	2,56,005	3,81,231	2,95,560
V.—POSTAL ARTICLES	21,18,610	13,33,352	12,30,242	11,86,558	10,91,377
GRAND TOTAL	7,12,68,662	5,14,40,315	4,65,86,260	3,21,93,446	3,41,73,569

No. 6—*continued*

SUMMARY of the VALUE of the EXPORTS of BRITISH and FOREIGN MERCHANDISE to the BRITISH EMPIRE

	1929-30	1930-31	1931-32	1932-33	1933-34
	R	R	R	R	R
I.—FOOD, DRINK AND TOBACCO—					
A. Fish (*excluding* canned fish)	4,36,714	3,62,632	4,48,767	2,43,113	2,21,990
B. Fruits and Vegetables	6,37,066	4,72,346	8,23,665	4,03,721	3 50,496
C. Grain, Pulse and Flour	5,05,804	15	1,58,670	800	175
D. Liquors	35,182	63,797	1,46,656	1,39,501	65,050
E. Provisions and Oilman's stores	1,55,054	2,78,305	3,16,461	72,433	60,810
F. Spices	1,70,051	1,83,574	71,471	1,49,485	62,231
G. Sugar	10,00,427	4,03,331	5,33,890	3,13,935	1,76,621
H. Tea	4,403	100	5,251	1,213	1,370
I. Other Food and Drink	1,07,195	83,021	34,725	10,181	52
J. Tobacco	77,722	33,050	43,649	26,267	35,560
TOTAL, CLASS I	31,29,618	18,80,171	25,83,205	14,50,649	9,74,373
II.—RAW MATERIALS AND PRODUCE AND ARTICLES MAINLY UNMANUFACTURED—					
A. Coal, Coke and Patent-fuel	3,00,300	97,280	90,737	54,614	18,000
B. Other Non-metallic mining and quarry products and the like	1,48,844	1,67,234	54,880	30,310	63 30
C. Fodder, Bran and Pollards	..	..	..	..	..
D. Gums, Resins and Lac	6,03,172	2,96,965	3,16,510	2,30,905	1,30,477
E. Hides and Skins, raw or undressed	1,03,69,015	99,58,679	81,12,261	26,40,707	22,01,302
F. Metallic ores and scrap iron or steel for re-manufacture	2,570	1,560	17,226	535	3,315
G. Oils—Vegetable, Mineral and Animal	8,01,794	3,33,552	2,37,240	1,60,049	56,592
H. Oilcakes of all kinds	..	..	..	..	..
I. Paper making materials	..	..	..	..	..
J. Rubber, raw or crude	..	..	..	..	..
K. Seeds *including* nuts for oils	68,048	6,541	21,890	15,111	26,039
L. Tallow, Stearine and Wax	3,564	3,280	110	1,283	764
M. Cotton, raw and waste	7,77,434	56,903	1,70,125	40,961	2,15,639
N. Jute ,,	..	..	..	..	..
O. Silk ,,	1,075	6,000	8,610	12,470	15,100
P. Wool ,,	38,86,265	17,74,850	17,69,672	7,97,530	9,31,732
Q. Other textile materials	..	..	..	—	1,500
R. Wood and Timber	23,237	21,379	5,495	7,404	4,227
S. Miscellaneous	1,18,836	1,11,931	58,440	1,05,611	1,38,521
TOTAL, CLASS II	1,71,05,054	1,28,36,054	1,08,63,196	49,97,490	38,06,435

No. 6—*continued*

SUMMARY of the VALUE of the EXPORTS of BRITISH and FOREIGN MERCHANDISE to the BRITISH EMPIRE—continued

	1929-30	1930-31	1931-32	1932-33	1933-34
	R	R	R	R	R
III.—ARTICLES WHOLLY OR MAINLY MANUFACTURED—					
A. Apparel	7,69,829	6,67,152	6,06,876	5,84,525	4,57,100
B. Arms, Ammunition and Military Stores	1,40,324	1,31,441	1,10,963	83,434	1,29,518
C. Chemicals, Drugs and Medicines	3,02,217	2,14,705	2,13,717	2,35,224	1,89,177
D. Cutlery, Hardware, Implements and Instruments (*excluding* Electrical) instruments and Apparatus)	17,38,996	17,62,978	21,98,161	21,15,972	17,95,566
E. Dyes and Colours	1,95,238	2,19,758	1,85,150	1,54,377	1,20,120
F. Electrical Goods and Apparatus (*other than* Machinery)	3,70,553	2,08,279	1,72,049	2,37,093	1,2[illegible],459
G. Furniture, Cabinetware and Manufactures of Wood and Timber	7,60,595	9,81,177	10,64,107	6,08,101	4,19,680
H. Glassware and Earthenware	3,43,436	2,47,128	2,06,584	1,46,556	1,53,335
I. Hides and Skins, tanned or dressed, and Leather	3,46,218	4,58,031	86,827	35,078	56,822
J. Machinery of all kinds *including* Belting for Machinery	11,60,241	11,78,266	12,04,945	7,04,747	4,93,561
K. Metals—Iron and Steel and manufactures thereof	1,81,692	1,75,204	1,43,754	1,14,020	78,737
L. Metals *other than* Iron and Steel and manufactures thereof	4,38,159	2,86,346	2,57,977	2,86,243	5,12,413
M. Paper, Pasteboard and Stationery	1,33,064	1,03,591	80,325	1,19,443	68,425
N. Rubber manufactures	1,73,824	5,37,535	4,38,386	1,33,027	83,277
O. Vehicles *excluding* Locomotives, etc., for railways	18,62,282	11,76,806	10,91,985	8,28,842	12,13,310
P. Cotton yarns and manufactures	26,20,388	16,11,473	15,49,784	13,79,689	15,44,617
Q. Juto „ „ „	..	..	..	..	..
R. Silk „ „ „	1,34,553	75,677	88,205	1,85,756	4,20,092
S. Woollen „ „ „	40,37,681	18,36,581	22,85,349	13,10,873	8,11,752
T. Other yarns and textile fabrics	7,81,046	5,77,806	7,01,190	6,36,148	21,32,685
U. Miscellaneous articles, wholly or mainly manufactured	13,03,743	13,84,566	11,33,817	9,36,450	7,31,378
TOTAL, CLASS III	1,77,94,579	1,38,34,590	1,38,20,151	1,08,35,598	1,15,38,024
IV.—LIVING ANIMALS—					
A. Horses	3,08,800	2,67,193	2,28,525	3,67,566	1,31,900
B. Cattle	..	..	..	..	..
C. Sheep and Goats	..	..	..	..	..
D. Other living animals	10,570	10,455	15,955	7,950	5,955
TOTAL, CLASS IV	3,19,370	2,77,648	2,44,480	3,75,516	1,37,855
V.—POSTAL ARTICLES	14,14,047	9,27,577	8,48,229	9,08,360	7,14,821
GRAND TOTAL	3,97,62,668	2,97,56,040	2,83,59,261	1,76,67,622	1,71,71,511

No. 6—*continued*

SUMMARY of the VALUE of the EXPORTS of BRITISH and FOREIGN MERCHANDISE to FOREIGN COUNTRIES

	1929-30	1930-31	1931-32	1932-33	1933-34
	R	R	R	R	R
I.—FOOD, DRINK AND TOBACCO—					
A. Fish (*excluding* canned fish)	6,125	..	450	420	..
B. Fruits and Vegetables	3,67,520	4,30,664	5,57,311	3,62,548	2,00,983
C. Grain, Pulse and Flour	17,969	6,544	1,90,345	117	1,000
D. Liquors	36,237	40,819	67,117	83,911	66,640
E. Provisions and Oilman's stores	55,959	72,926	86,739	48,885	43,700
F. Spices	1,31,459	3,21,723	1,26,500	2,48,840	1,81,083
G. Sugar	7,00,238	2,54,410	4,92,824	1,88,592	5,48,981
H. Tea	22,741	20,050	10,863	6,037	17,010
I. Other Food and Drink	4,14,218	1,84,482	79,652	..	12
J. Tobacco	25,362	26,097	19,759	6,091	21,424
TOTAL, CLASS I	17,77,828	13,57,715	16,31,550	9,46,341	10,81,733
II.—RAW MATERIALS AND PRODUCE AND ARTICLES MAINLY UNMANUFACTURED—					
A. Coal, Coke, and Patent Fuel	6,50,835	5,14,674	36,115	13,097	8,699
B. Other Non-metallic mining and quarry products and the like	86,597	1,09,811	1,31,386	81,630	82,933
C. Fodder, Bran and Pollards	..	..	..	..	..
D. Gums, Resins and Lac	23,14,390	11,92,099	7,04,474	4,79,647	4,79,729
E. Hides and Skins, raw or undressed	1,67,504	1,64,625	5,00,770	1,30,872	6,902
F. Metallic ores and scrap iron or steel for remanufacture	23,58,485	11,94,567	13,46,235	9,87,941	14,02,563
G. Oils—Vegetable, Mineral and Animal	6,41,485	5,82,955	1,44,061	2,61,438	3,86,633
H. Oilcakes of all kinds	..	..	..	..	..
I. Paper making materials	..	..	..	..	..
J. Rubber, raw or crude	..	..	..	..	..
K. Seeds, *including* nuts for oils	66,786	48,372	9,392	34,571	11,762
L. Tallow, Stearine and Wax	5,523	304	980	..	137
M. Cotton, raw and waste	11,47,181	57,933	85	48,195	3,93,179
N. Jute ,,	..	..	..	..	..
O. Silk ,,	41,281	55,655	14,570	7,264	6,299
P. Wool ,,	26,28,176	10,76,930	19,04,088	5,00,171	21,87,400
Q. Other textile materials	..	..	..	..	7,230
R. Wood and Timber	27,984	10,766	3,263	14,822	15,323
S. Miscellaneous	3,52,354	3,08,255	1,73,624	2,01,859	3,63,898
TOTAL, CLASS II	1,04,88,581	53,16,506	49,60,043	27,61,567	64,42,677

No. 6—*concluded*

SUMMARY of the VALUE of the EXPORTS of BRITISH and FOREIGN MERCHANDISE to FOREIGN COUNTRIES—continued.

	1929-30	1930-31	1931-32	1932-33	1933-34
	R	R	R	R	R
III.—ARTICLES WHOLLY OR MAINLY MANUFACTURED—					
A. Apparel	6,04,460	4,42,108	3,37,557	2,64,267	1,96,654
B. Arms, Ammunition and Military Stores	8,210	47,423	8,616	12,544	10,520
C. Chemicals, Drugs and Medicines	2,51,720	5,10,327	1,39,000	1,52,431	1,55,828
D. Cutlery, Hardware, Implements, and Instruments (*excluding* Electrical instruments and Apparatus)	17,24,686	13,39,647	14,85,304	11,74,479	9,49,070
E. Dyes and Colours	2,52,539	2,31,776	2,41,984	2,87,991	2,29,535
F. Electrical Goods and Apparatus (*other than* Machinery)	1,27,749	1,79,845	1,92,381	75,559	1,39,609
G. Furniture, Cabinetware and Manufactures of Wood and Timber	65,519	93,296	62,140	28,596	35,878
H. Glassware and Earthenware	2,26,271	1,33,014	1,00,584	1,08,985	1,38,213
I. Hides and Skins, tanned or dressed, and Leather	77,663	2,20,994	52,320	21,562	20,270
J. Machinery of all kinds *including* Belting for Machinery	5,96,609	6,62,175	6,28,509	4,29,641	3,55,927
K. Metals—Iron and Steel and manufactures thereof	1,51,842	82,253	72,431	45,556	58,668
L. Metals *other than* Iron and Steel and manufactures thereof	6,24,671	5,19,652	2,71,925	4,41,280	4,81,437
M. Paper, Pasteboard and Stationery	1,17,835	77,324	97,211	58,155	69,217
N. Rubber manufactures	25,62,531	24,26,366	22,15,526	13,24,727	1,14,515
O. Vehicles *excluding* Locomotives, etc., for railways	5,93,360	4,79,306	3,87,726	2,97,339	2,46,984
P. Cotton yarns and manufactures	52,20,385	38,12,842	28,16,659	43,57,977	43,39,713
Q. Jute „ „ „	..	..	..	..	..
R. Silk „ „ „	2,99,399	70,875	60,407	53,192	1,08,227
S. Woollen „ „ „	37,16,009	23,45,905	8,03,801	6,75,588	5,48,009
T. Other yarns and textile fabrics	7,18,710	3,96,768	8,48,007	4,91,441	13,68,197
U. Miscellaneous articles wholly or mainly manufactured	5,48,054	4,95,533	4,10,780	2,32,263	3,76,910
TOTAL, CLASS III	1,84,88,222	1,45,67,429	1,12,32,868	1,05,33,573	99,43,387
IV.—LIVING ANIMALS—					
A. Horses	44,000	36,000	11,000	4,000	33,200
B. Cattle	..	..	..	..	..
C. Sheep and Goats	..	..	..	..	..
D. Other living Animals	2,800	850	525	1,715	1,24,505
TOTAL, CLASS IV	46,800	36,850	11,525	5,715	1,57,705
V.—POSTAL ARTICLES	7,04,563	4,05,775	3,82,013	2,78,198	3,76,556
GRAND TOTAL	3,15,05,594	2,16,84,275	1,82,26,999	1,45,25,824	1,70,02,053

No. 7

VALUE of IMPORTS of MERCHANDISE (exclusive of GOVERNMENT STORES) from PRINCIPAL COUNTRIES into BRITISH INDIA

COUNTRIES	1929-30	1930-31	1931-32	1932-33	1933-34
	R	R	R	R	R
UNITED KINGDOM (*including* Channel Islands)	103,10,30,176	61,28,70,742	44,81,43,640	48,79,77,339	47,62,81,934
BRITISH POSSESSIONS—					
Europe—					
Irish Free State*	—	—	—	—	16,088
Gibraltar	60,030	1,28,857	38,303	35,139	29,038
Malta and Gozo	6,367	302	3,241	15,478	7,453
Asia—					
Cyprus	307	870	709	1,710	30,034
Palestine	14,954	42,454	58,759	1,82,841	1,38,507
Aden and Dependencies	56,08,820	33,01,907	53,17,515	44,70,041	49,26,919
Bahrein Islands	21,34,440	7,06,740	7,58,794	8,34,463	6,04,616
Ceylon (*excluding* Maldives)	1,80,18,018	1,43,46,619	1,36,77,539	1,76,49,787	1,28,88,049
Maldives	68,517	78,980	58,761	53,096	64,530
Straits Settlements	6,16,53,849	3,96,80,346	2,86,84,099	2,78,63,055	2,64,10,655
Federated Malay States	2,06,657	1,45,557	1,31,073	1,14,872	73,287
Non-Federated Malay States*	—	—	—	—	2,489
British Borneo	20,58,942	30,47,452	24,60,953	25,31,790	20,82,481
Hongkong	73,60,228	56,82,190	52,98,988	51,79,920	44,72,046
Africa—					
Gambia	503	..	..	..	..
Union of South Africa	60,89,733	43,45,594	21,89,417	19,02,614	25,92,35[illegible]
Rhodesia Northern	1,040†	..	4,1 7†	265†	560
,, Southern					..
Zanzibar and Pemba	45,65,061	34,70,467	41,33,261	35,24,020	35,21,56[illegible]
Kenya Colony	2,98,15,857	3,00,96,707	3,26,79,419	1,86,78,055	2,12,56,816
Uganda Protectorate	345	140	155	1,717	33,900
Tanganyika Territory	8,50,333	11,07,318	6,04,092	11,38,741	24,76,857
Nyasaland Protectorate	3,450	777	..	709	181
Somaliland Protectorate	30,664	12,678	10,523	3,371	14,515
Anglo-Egyptian Sudan	18,346	50,545	17,14,809	66,43,598	7,41,666
Mauritius and Dependencies	18,768	37,278	12,727	5,384	14,710
Seychelles	18,674	1,45,052	2,34,657	6,35,899	2,31,016
America—					
Canada :					
Vid Atlantic Coast	1,89,35,008	1,31,49,066	39,73,494	26,56,107	66,99,551
,, Pacific ,,	1,24,537	1,07,923	1,93,010	6,98,285	2,57,877
Bahamas	..	..	..	..	6,535
British West India Islands (*including* Bahamas)	92,785	15,284	83,593	21,179	..
Oceania—					
Commonwealth of Australia	5,53,76,413	2,41,76,870	1,58,36,605	1,06,85,266	1,02,45,155
New Zealand	3,48,925	3,19,985	3,60,144	3,27,627	2,16,142
Fiji Islands	3 396	1,967	151	1,196	2,971
TOTAL BRITISH POSSESSIONS	21,55,94,292	14,72,19,933	11,85,25,097	10,58,46,216	10,07,68,592
TOTAL BRITISH EMPIRE	124,66,14,484	76,01,90,675	56,66,68,618	59,38,23,561	57,70,50,516

* Separately shown from 1933-34.
† Figures prior to 1933-34 relate to Rh desia.

No. 7—*continued*

VALUE of IMPORTS of MERCHANDISE (exclusive of GOVERNMENT STORES) from PRINCIPAL COUNTRIES into BRITISH INDIA—continued

COUNTRIES	1929-30	1930-31	1931-32	1932-33	1933-34
FOREIGN COUNTRIES—	R	R	R	R	R
Europe—					
U. S. S. R.—					
Northern	4,11,402	2,33,291	3,13,608	2,48,091	2,11,498
Southern	1,04,44,791	2,87,54,520	2,70,19,250	1,94,00,623	1,61,71,335
Pacific Ports (in Asia)	..	9,767	..	4,499	490
Finland	11,14,448	16,63,435	13,93,777	17,74,022	15,76,987
Esthonia	12,49,446	13,12,925	8,46,075	6,01,159	10,60,461
Latvia	4,38,862	3,46,921	2,07,404	1,01,408	1,00,572
Lithuania	..	65,051	2,28,446	50,388	88,411
Sweden	1,89,98,271	97,75,022	87,36,346	95,59,521	1,02,00,757
Norway	1,02,91,648	85,52,054	48,47,419	66,27,369	60,92,930
Poland (*including* Dantzig)	14,47,029	31,42,125	28,32,793	22,54,009	18,85,832
Denmark	12,49,075	11,18,031	18,34,482	20,39,485	17,08,381
Germany	15,79,20,847	12,38,41,540	10,19,81,240	10,38,72,100	8,88,50,359
Netherlands	4,22,83,916	3,22,33,647	2,04,27,113	1,69,14,206	1,81,62,790
Belgium	6,78,67,518	4,66,92,233	3,01,57,097	3,41,83,643	2,66,12,507
Luxemburg	45,12,674	18,19,377	20,03,486	13,55,389	14,26,782
France	4,57,23,403	2,88,89,855	2,17,20,409	2,03,82,897	1,50,71,617
Spain	29,78,101	27,00,650	19,19,609	24,81,103	20,90,828
Portugal (*including* Azores and Madeira)	3,15,513	4,80,821	2,92,030	2,99,899	3,25,082
Switzerland	2,12,10,693	1,26,83,988	1,22,28,637	1,29,01,552	1,02,41,870
Italy (*including* Fiume)	6,75,68,676	4,50,71,089	3,58,02,009	3,95,00,801	2,91,28,490
Austria	1,22,93,647	81,56,282	71,46,816	65,20,002	52,35,497
Hungary	66,85,494	21,52,329	3,19,720	5,16,874	10,56,900
Czechoslovakia	1,66,13,734	97,03,011	72,83,839	77,72,621	80,34,423
Kingdom of the Serbs Croats and Slovenes (Yugoslavia)	12,54,087	6,16,340	5,30,599	6,33,038	5,53,710
Albania	--	18,141	10	--	..
Bulgaria	--	..	..	..	281
Roumania	1,50,091	--	7,27,074	33,32,841	52,00,479
Greece (*including* Crete)	3,83,188	2,16,145	3,28,557	4,50,496	2,96,963
Turkey, European	10,627	28,563	8,580	21,414	4,880
Turkey, Asiatic	17,745	12,194	22,174	37,070	80,488
Asia—					
Syria	14,772	4,237	73,654	11,844	11,578
Maskat Territory and Trucial Oman	30,04,076	25,97,255	27,34,754	23,43,442	22,48,001
Other Native States in Arabia	5,79,715	3,79,536	3,03,788	2,86,222	5,80,768
Iraq	1,02,83,856	1,00,63,158	57,89,340	43,26,648	39,36,205
Persia	3,71,52,808	2,71,65,124	2,75,93,779	1,93,27,092	1,44,51,847
Henjam Island	191	1,009	1,558	13,130	80
Sumatra	5,11,596	2,06,817	15,20,947	17,43,04	14,23,683
Java	13,66,83,429	10,34,17,840	4,84,72,228	3,73,50,327	2,38,89,881

IMPORTS FROM PRINCIPAL COUNTRIES

No. 7—*concluded*

VALUE of IMPORTS of MERCHANDISE (exclusive of GOVERNMENT STORES) from PRINCIPAL COUNTRIES into BRITISH INDIA—concluded

COUNTRIES	1929-30	1930-31	1931-32	1932-33	1933-34
FOREIGN COUNTRIES—*continued*	R	R	R	R	R
Asia—*continued*					
Borneo (Dutch)	99,67,106	51,81,029	66,84,502	43,74,507	32,15,734
Dutch New Guinea	--	..	10,37,223	16,81,523	136
Celebes and other Islands	11,11,592	61,65,668	4,177	8,25,310	13,636
Siam	18,58,680	17,92,066	18,91,009	22,62,954	44,74,781
French Indo-China	9,96,587	5,49,470	18,79,584	19,86,874	18,79,297
Philippines	10,07,505	5,38,926	5,11,823	3,20,986	3,45,372
Macão	..	..	..	910	..
Japan	28,58,55,259	14,51,19,972	18,88,96,671	20,47,76,116	16,85,51,011
Korea	..	81,378	..	..	..
Formosa	--	..	240	--	..
China (*exclusive* of Hongkong and Macão)	4,09,53,074	3,33,13,719	2,78,60,512	2,94,91,217	3,22,61, 66
Africa—					
Egypt	44,13,987	2,53,55,415	1,47,02,267	91, 55,246	67,60,596
Tripoli (Libya)	--	439	3	..	8,912
Tunis	..	324	..	..	--
Algeria	550	797	--	..	..
Morocco Spanish					
„ French Protectorate	82,678	--	..	--	..
„ Tangier					
Canary Islands	11,865	8,313	22,913	31,791	19,649
Belgian Congo (*including* Ruanda Urundi)	802	..	5	--	1,400
Portuguese West Africa	400	..	19	..	86
Portuguese East Africa	9,38,115	11,06,598	12,03,060	18,93,885	32,22,853
Madagascar and Kerguelen	25,242	18,912	28,055	17,147	14,383
Reunion	170	166	57	..	3,66,722
Italian East Africa (Somaliland and Eritrea)	14,23,692	22,85,586	10,16,643	14,62,619	1,97,532
French Somaliland	3,05,715	1,01,129	2,139	73,719	133
Abyssinia	..	129	..	..	16
America—					
United States of America—					
Vid Atlantic Coast	16,79,09,234	13,58,49,012	10,75,40,866	10,79,11,842	8,66,29,084
„ Pacific „	87,05,930	1,51,23,542	2,08,21,377	45,96,936	51,51,976
Cuba	5,069	2,885	5,741	290	--
Hayti and St. Domingo	832	1,151	1,638	814	666
Porto Rico	..	..	--	--	122
Dutch West Indies (Curacao)	874	--	--	--	--
Mexico	3,554	346	81,566	9,30,686	3,20,742
Colombia	11,240	240	--	2,468	60
Panama (*including* Panama Canal Zone)	..	..	..	..	190
Venezuela	..	644	..	..	..
Brazil	--	1,753	1,082	236	276
Uruguay	2,671	15,510	..	--	806
Argentine Republic (*including* the Atlantic Coast of Patagonia)	8,28,586	19,866	12,455	14 355	19,781
Chile (*including* the Pacific Coast of Patagonia)	13,23,202	5,22,321	963	5 720	8,764
Peru	..	..	..	..	36,288
Ecuador	--	--	--	5,26,436	--
Hawaii	195	..	..	..	..
TOTAL FOREIGN COUNTRIES	116,38,54,903	93,77,46,188	69,70,45,497	73,20,19,614	57,86,19,629
TOTAL IMPORTS	240,79,69,341	166,79,36,563	126,37,14,115	132,69,48,175	115,35,70,144

No. 8.

VALUE of EXPORTS of INDIAN MERCHANDISE (exclusive of GOVERNMENT STORES) to PRINCIPAL COUNTRIES from BRITISH INDIA

COUNTRIES	1929-30	1930-31	1931-32	1932-33	1933-34
	R	R	R	R	R
UNITED KINGDOM (*including* Channel Islands)	66,55,64,756	51,77,33,861	42,87,59,075	36,82,47,048	47,20,99,440
BRITISH POSSESSIONS—					
Europe—					
Irish Free State*	—	—	—	—	16,56,009
Gibraltar	72,687	94,634	35,535	54,794	22,984
Malta and Gozo	24,015	18,151	17,991	42,974	90,409
Asia—					
Cyprus	4,86,283	1,28,326	1,78,557	1,52,288	1,69,400
Palestine	3,08,618	3,03,058	5,59,980	6,30,031	10,29,327
Aden and Dependencies	1,36,39,657	1,25,85,528	77,11,486	61,25,109	65,10,888
Bahrein Islands	91,71,438	60,25,017	49,05,828	37,78,371	27,60,504
Ceylon (*excluding* Maldives)	12,78,58,403	11,08,86,381	7,03,87,742	6,52,06,878	5,90,76,185
Maldives	2,04,532	1,26,316	1,10,145	1,91,635	71,013
Straits Settlements	7,90,54,656	6,19,82,993	4,65,35,290	3,56,45,236	3,26,40,939
Federated Malay States	1,37,62,698	1,12,52,428	70,97,920	56,64,805	51,28,027
British Borneo	2,18,727	1,91,319	11,538	15,829	16,158
Hongkong	2,91,12,589	1,63,64,458	1,80,09,600	1,41,95,608	1,07,63,470
Africa—					
Gambia	7,042	2,32,209	5,536	26,108	1,18,022
Sierra Leone	64,006	20,840	14,007	1,45,101	2,54,012
Gold Coast (*including* Br. Mandated Territory of Togoland)	4,56,224	6,50,974	6,04,432	7,07,022	8,88,450
Nigeria (*including* Br. Mandated Territory of Cameroons)	2,17,596	10,43,402	12,51,568	15,57,650	16,62,060
Protectorate of South-West Africa	4,344	17,527	..	..	506
Union of South Africa	2 25,19,920	1,96,18,1 5	1,43,71,474	1,24,19,103	1,20,49,230
Rhodesia, Northern	1,837†	2,100†	..	..	..
,, Southern					968
Zanzibar and Pemba	56,81,977	39,43,281	30,90,629	22,68,576	20,28,493
Kenya Colony	94,87,161	64,57,748	45,79,299	41,24,011	37,06,199
Uganda Protectorate	2,78,702	2,35,611	1,24,111	79,853	92,576
Tanganyika Territory	39,76,759	32,33,237	28,96,886	16,08,978	11,71,870
Nyasaland Protectorate	..	..	3,825	4,975	..
Somaliland Protectorate	7,96,500	4,75,714	3,12,403	3,96,098	2,77,476
Anglo-Egyptian Sudan	46,35,906	28,46,773	25,29,558	21,40,990	20,83,886
Mauritius and Dependencies	1,59,11,936	1,09,97,213	88,46,720	74,40,190	66,52,520
Seychelles	7,44,260	5,27,309	4,29,923	4,64,540	2,68,578
Socotra*	—	—	—	—	14,306
America—					
Canada—					
Vid Atlantic Coast	1,95,03,485	1,33,81,605	1,05,38,466	1,15,77,558	1,51,10,931
,, Pacific ,,	45,02,944	37,72,719	42,21,948	46,79,636	36,98,973
Newfoundland and Labrador	..	..	250	..	..
Bermuda	1,450	4,347	1,991	1,718	2,846
Bahamas	..	2,138	..	7,328	24,591
British West India Islands (*excluding* Bahamas)	51,98,322	30,99,677	30,02,492	25,52,090	24,07,641
British Honduras	..	3,495	3,356	7,308	31,021
British Guiana	7,15,980	6,10,818	5,41,748	7,36,151	5,94,080
Falkland Islands	..	1,620	..	1,744	..
Oceania—					
Commonwealth of Australia	5,78,00,949	4,47,43,538	2,95,00,830	3,88,40,570	2,98,06,62
Territory of Papua	10,16,436	8,06,008	3,25,403	4,45,359	3,18,60
New Zealand	77,63,993	63,02,168	34,97,679	38,48,595	52,94,68
Fiji Islands	7,32,787	5,64,712	4,00,591	6,07,867	4,04,67
TOTAL BRITISH POSSESSIONS	43,63,94,804	34,34,98,592	25,26,57,146	22,83,90,870	20,93 89,68
TOTAL BRITISH EMPIRE	110,19,59,560	86,12,32,453	68,14,16,221	59 66,36,958	68,14,89,12

* Separately shown from 1933-34.
† Figures prior to 1933-34 relate to Rhodesia.

No. 8—*continued*

VALUE of EXPORTS of INDIAN MERCHANDISE (exclusive of GOVERNMENT STORES) to PRINCIPAL COUNTRIES from BRITISH INDIA—continued

COUNTRIES	1929-30	1930-31	1931-32	1932-33	1933-34
	R	R	R	R	R
FOREIGN COUNTRIES—					
Europe—					
U. S. S. R.—					
Northern	5,74,167	8,39,877	3,48,526	3,37,343	2,43,080
Southern	48,26,905	59,25,023	35,68,760	21,11,646	5,63,326
Pacific Ports (in Asia)	21,30,318	27,45,736	30,05,342	16,32,021	..
Finland	7,04,190	4,57,436	7,21,606	2,36,559	4,97,048
Esthonia	9,465	..	2,000	..	2,860
Latvia	7,359	..	..	..	1,000
Sweden	45,05,253	36,88,165	20,60,440	23,16,894	33,87,349
Norway	41,79,949	57,23,907	44,30,247	31,30,333	37,75,690
Poland (*including* Dantzig)	13,13,617	37,30,248	50,49,969	23,29,596	40,77,196
Denmark	15,70,214	15,80,421	13,83,124	10,61,075	16,13,924
Germany	26,60,88,323	14,26,39,215	10,37,85,550	8,59,03,712	9,53,03,622
Netherlands	9,08,22,557	6,66,71,264	5,09,55,330	4,12,70,887	4,21,19,813
Belgium	12,15,72,442	7,53,11,727	4,45,52,059	4,01,50,384	4,48,32,660
France	16,81,00,449	11,08,00,025	7,63,55,789	8,07,61,662	7,37,15,375
Spain	3,60,33,457	2,37,31,635	1,33,85,087	1,37,06,588	1,41,17,890
Portugal (*including* Azores and Madeira)	23,87,452	9,05,814	9,44,532	9,24,023	6,98,352
Switzerland	40,443	23,706	8,601	10,359	1,03,177
Italy (*including* Fiume)	11,65,05,149	7,94,93,594	5,49,95,803	4,78,14,585	5,75,87,364
Austria	4,52,837	37,388	21,542	38,606	72
Hungary	3,905	2,55,120	11,980	244	..
Czechoslovakia	2,72,625	2,26,205	63,062	2,61,675	4,96,619
Kingdom of the Serbs-Croats and the Slovenes (Yugo-Slavia)	1,47,603	485	1,709	1,42,925	..
Albania	..	30	..	..	..
Bulgaria	10,02,497	8,56,718	6,98,895	2,89,884	2,46,904
Roumania	5,75,480	2,05,009	2,00,511	4,19,869	5,65,382
Greece (*including* Crete)	51,83,271	43,51,462	32,79,323	26,99,100	46,24,200
Turkey, European	20,82,465	16,50,355	14,60,824	16,47,402	17,99,387
Turkey, Asiatic	30,62,787	15,13,776	11,56,533	18,66,044	17,76,688
Asia—					
Syria	21,34,899	18,61,600	19,67,431	15,61,400	17,79,845
Maskat Territory and Trucial Oman	73,13,711	56,37,523	41,13,215	37,94,277	30,28,792
Other Native States in Arabia	1,36,15,389	97,13,167	75,86,199	58,03,358	44,39,501
Iraq	1,15,57,095	83,46,732	78,90,506	52,40,137	40,25,470
Persia	1,60,99,000	1,22,55,170	1,08,84,320	5[illegible],34,934	56,56,538
Henjam Islands	71,291	78,551	40,885	59,385	70,895
Afghanistan	6,557	11,345	30,925	2,709	1,605
Sumatra	1,88,36,666	1,52,24,376	68,28,466	47,74,965	43,71,065
Java	4,30,70,500	2,58,68,620	1,70,89,851	70,70,253	44,87,648
Borneo (Dutch)	7,97,562	3,77,705	2,87,801	2,72,703	3,15,633
Dutch New Guinea	546	..	..	20	..
Celebes and other Islands	11,22,277	7,22,108	3,22,347	4,12,459	6,84,577
Siam	1,47,01,412	99,54,204	76,87,807	65,46,990	92,81,173
French Indo-China	1,60,95,209	80,81,187	73,5[illegible],019	37,51,564	58,60,041
Philippines	64,45,722	49,14,312	40,5[illegible],070	47,50,809	41,48,494
Japan	32,26,71,840	23,73,48,660	13,96,28,225	13,96,09,775	12,61,2[illegible],586
Korea	20,48,284	5,50,536	..	..	20
Formosa	5[illegible],63,945	11,72,[illegible]39	11,80,454	15,92,940	3,95,864
China (exclusive of Hongkong and Macao)	13,01,85,261	13,21,29,529	7,79,71,[illegible]69	3,56,37,483	4,44,56,702

No. 8—*concluded*

VALUE of EXPORTS of INDIAN MERCHANDISE (exclusive of GOVERNMENT STORES) to PRINCIPAL COUNTRIES from BRITISH INDIA—concluded

COUNTRIES	1929-30	1930-31	1931-32	1932-33	1933-34
	R	R	R	R	R
FOREIGN COUNTRIES—*continued*					
Africa—					
Egypt	3,88,62,490	3,51,67,319	1,90,57,969	1,08,80,842	1,15,27,181
Tripoli (Libya)	43,686	8,266	76,697	51,525	39,550
Tunis	59,311	69,602	9,427	34,718	32,337
Algeria	2,748	20,029	19,120	39,230	25,580
Morocco*	6,03,511	1,94,534	1,47,057	1,46,155	—
,, Spanish	—	—	—	—	65,479
,, French Protectorate	—	—	—	—	16,975
,, Tangier	—	—	—	—	1,01,094
Canary Islands	..	..	508	11,805	9,918
Spanish West Africa	1,050	..	24,147	802	..
French West Africa (*including* French Mandated Territories of Togoland and Cameroons)	1,00,190	1,13,337	1,64,399	1,42,098	2,44,001
Liberia	196	..	400	400	588
Belgian Congo (*including* Ruanda Urundi)	..	..	17,000	..	..
Portuguese West Africa	6,12,743	4,57,959	3,67,572	5,00,861	4,44,861
Portuguese East Africa	1,21,71,389	1,15,56,264	86,88,851	85,30,066	69,45,447
Madagascar and Kerguelen	8,32,874	4,31,871	2,65,825	3,09,258	4,48,549
Réunion	19,875	1,01,543	16,105	2,08,304	13,158
Italian East Africa (Somáliland and Eritrea)	28,25,510	12,84,878	11,62,650	8,67,645	7,66,897
French Somáliland	15,91,521	12,54,285	19,34,958	15,66,313	11,93,923
Abyssinia	..	..	26,281	112	..
America—					
United States of America—					
Vid Atlantic Coast	33,49,71,393	18,46,33,100	12,65,13,593	8,56,05,122	12,65,60,597
,, Pacific ,,	2,83,10,116	2,18,25,791	1,21,19,636	1,20,35,790	1,41,74,288
Cuba	2,96,72,073	2,10,71,198	1,05,55,426	74,78,778	66,65,388
Hayti and St. Domingo	16,80,082	8,92,121	6,55,605	8,07,631	7,19,485
Porto Rico	22,43,394	20,93,034	18,39,558	14,67,180	8,94,443
French West Indies (Guadalupe and Martinique)	2,27,393	1,82,758	74,604	74,715	33,344
Dutch West Indies (Curacao)	14,576	..	4,061	..	2,435
Mexico	10,57,089	7,98,053	7,45,276	13,98,426	3,46,945
Guatemala	75,072	16,839	45,037	19,008	10,131
Honduras (not British)	..	10,000	..	..	..
San Salvador	1,34,225	52,004	52,081	49,938	1,865
Nicaragua	1,77,799	72,093	80,670	45,219	82,106
Costa Rica	63,897	47,289	51,326	78,522	96,155
Colombia	3,37,590	3,42,365	2,41,423	65,782	8,03,825
Panama (*including* Panama Canalzone)	67,647	22,190	67,940	1,46,703	47,710
Venezuela	54,550	91,377	1,33,104	70,449	72,150
Dutch Guiana	1,22,361	58,445	94,173	71,621	44,189
Brazil	70,69,111	42,36,571	31,84,126	27,62,314	33,72,290
Paraguay	84,769	18,774	24,131	1,34,532	1,61,461
Uruguay	31,87,107	23,70,915	12,46,423	11,48,120	12,69,595
Argentine Republic (*including* the Atlantic Coast of Patagonia)	7,10,18,102	3,63,10,388	1,54,31,126	2,82,60,236	2,27,37,059
Chile (*including* the Pacific Coast of Patagonia)	1,46,07,884	62,92,498	17,56,900	16,52,297	28,33,027
Peru	32,65,371	20,47,715	15,33,773	20,18,137	20,05,344
Ecuador	3,92,648	2,49,858	2,21,004	1,00,727	2,05,111
Bolivia	1,28,358	22,080	1,150	8,439	14,984
Hawaii	41,85,491	37,15,225	29,30,929	24,09,702	23,48,063
Other Islands in the Pacific	3,994	11,624	11,703	3,850	12,068
TOTAL FOREIGN COUNTRIES	200,69,95,640	134,36,93,885	87,74,69,873	72,60,84,006	78,16,71,399
TOTAL EXPORTS OF INDIAN MERCHANDISE	310,80,55,200	220,49,26,838	155,88,86,094	132,27,20,974	146,31,60,522

* Figures prior to 1933-34 relate to Morocco.

FOREIGN MERCHANDISE

No. 9

VALUE of EXPORTS of FOREIGN MERCHANDISE (exclusive of GOVERNMENT STORES) to PRINCIPAL COUNTRIES from BRITISH INDIA.

COUNTRIES	1929-30	1930-31	1931-32	1932-33	1933-34
	R	R	R	R	R
UNITED KINGDOM (*including* Channel Islands)	3,62,29,180	2,09,23,613	1,92,40,931	98,79,637	84,08,894
BRITISH POSSESSIONS—					
Europe—					
Gibraltar	2,011	1,185	5,622	16,807	4,413
Malta and Gozo	6,770	2,080	4,540	4,974	..
Asia—					
Cyprus	--	..	902	--	..
Palestine	42,725	41,782	68,669	52,500	48,781
Aden and Dependencies	6,31,773	5,55,149	5,41,828	6,18,947	6,24,448
Bahrein Islands	21,37,542	10,86,235	12,35,265	11,28,279	6,92,325
Ceylon (*excluding* Maldives)	43,15,897	29,26,334	32,28,301	29,47,604	32,89,720
Maldives	5,580	1,742	17,861	3,794	3,578
Straits Settlements	11,01,926	10,43,598	9,00,006	7,09,056	7,42,589
Federated Malay States	1,51,845	87,665	32,054	18,602	12,771
British Borneo	50	--	68	..	--
Hongkong	10,17,849	5,25,588	3,21,119	4,80,460	3,95,666
Africa—					
Gold Coast (*including* Br. Mandated Territory of Togoland)	..	482	..	483	6,760
Nigeria (*including* Br. Mandated Territory of Cameroons)	2,800	1,600	440	4,817	750
Protectorate of South West Africa	..	..	..	..	80
Union of South of Africa	3,17,702	3,56,915	2,81,833	1,83,749	1,33,015
Zanzibar and Pemba	3,44,282	3,87,602	4,28,040	2,04,665	1,95,694
Kenya Colony	12,13,386	8,26,660	6,30,686	6,89,902	10,08,765
Uganda Protectorate	44,260	43,842	42,861	21,976	11,703
Tanganyika Territory	5,98,602	3,81,426	2,58,106	1,87,162	1,62,079
Somaliland Protectorate	914	1,228	661	556	30
Anglo-Egyptian Sudan	3,33,668	1,25,591	1,16,382	1,05,675	3,36,668
Mauritius and Dependencies	2,89,021	1,73,020	2,10,373	97,421	1,57,044
Seychelles	2,05,723	1,43,554	1,14,788	1,13,547	74,270
Socotra*	—	—	—	—	1,755
America—					
Canada—					
Viz Atlantic Coast	69,277	12,604	23,297	21,965	29,989
,, Pacific ,,	75	4,074	1,800	250	1,118
British West India Islands (*excluding* Bahamas)	1,000	479	488	10,539	350
British Guiana	538	668	520	600	..
Oceania—					
Commonwealth of Australia	1,68,008	1,16,141	1,66,184	1,27,298	28,403
Territory of Papua	--	825	..	..	--
New Zealand	18,381	17,729	26,237	13,595	18,920
Fiji Islands	16,944	17,784	14,349	19,202	7,264
TOTAL BRITISH POSSESSIONS	1,35,33,488	88,32,427	91,18,880	77,87,995	87,02,917
TOTAL BRITISH EMPIRE	3,97,62,668	2,97,56,040	2,83,59,811	1,76,67,622	1,71,71,811
FOREIGN COUNTRIES—					
Europe—					
U. S. S. R.—					
Northern	18,317	..	..	110	..
Southern	1,63,967	7,470	625	6,090	2,860
Finland	1,050	3,752	100	..	..
Sweden	18,718	35,489	55,451	1,10,630	39,497
Norway	8,830	1,350	2,450	33,914	32 617
Poland (*including* Dantzig)	..	--	..	..	5
Denmark	14,099	23,421	6,756	21,614	16,419
Germany	15,97,685	15,67,544	7,61,836	6,72,383	8,69,944
Netherlands	3,40,975	6,58,408	3,44,828	3,20,293	2,45,348
Belgium	5,91,360	3,93,854	3,84,712	1,96,815	2,28,765
France	12,61,875	8,67,818	8,10,224	5,24,938	6,18,882
Spain	31,532	8,900	13,874	7,105	7,791
Portugal (*including* Azores and Madeira)	..	..	623	3,960	444
Switzerland	44,448	31,898	40,496	62,002	25,874
Italy (*including* Fiume)	15,73,029	7,16,254	9,63,578	7,66,277	7,56,855

* Separately shown from 1933-34.

FOREIGN MERCHANDISE

No. 9—*continued*

VALUE of EXPORTS of FOREIGN MERCHANDISE (exclusive of GOVERNMENT STORES) to PRINCIPAL COUNTRIES from BRITISH INDIA—continued

COUNTRIES	1929-30	1930-31	1931-32	1932-33	1933-34
	R	R	R	R	R
FOREIGN COUNTRIES—*contd.*					
Europe—*contd.*					
Austria	24,660	6,575	27,675	430	17,005
Hungary	..	5,000	..	75	..
Czechoslovakia	29,320	5,865	2,041	3,009	1,500
Albania	2,190	..	..	..	..
Bulgaria	..	..	600	..	..
Roumania	259	..	7,100	175	3
Greece (*including* Crete)	98,775	60,418	44,032	32,798	48,231
Turkey, European	1,93,495	1,24,883	2,10,208	1,52,726	2,28,950
Turkey, Asiatic	425	10,950	1,000	11,859	1,307
Asia—					
Syria	1,30,328	84,490	99,457	60,390	73,641
Muskat Territory and Trucial Oman	22,03,280	11,74,998	11,31,979	10,15,161	15,80,711
Other Native States in Arabia	14,37,316	9,24,228	4,93,507	5,04,893	5,33,207
Iraq	45,86,523	35,86,721	36,51,586	26,52,862	26,01,249
Persia	45,47,114	31,74,255	24,09,759	27,81,783	27,94,844
Henjam Island	59,191	57,082	42,412	20,344	12,629
Afghanistan	2,219	1,350	31,777	28,079	2,146
Sumatra	41,532	17,729	42,602	7,956	2,400
Java	5,99,608	4,76,058	3,68,118	3,11,203	1,71,651
Borneo (Dutch)	..	60	919	5	50
Celebes and Other Islands	..	330	..	1,800	306
Siam	1,22,245	1,00,601	76,060	47,279	48,178
French Indo-China	62,671	2,384	8,102	17,914	3,122
Philippines	17,418	7,491	20,713	25,296	4,258
Japan	28,93,855	13,61,655	8,65,114	10,18,185	16,59,451
China (*exclusive* of Hongkong and Macao)	3,72,988	3,45,814	2,69,057	1,62,741	89,283
Africa—					
Egypt	5,97,180	4,21,420	4,24,482	2,76,095	5,34,280
Tripoli (Libya)	3,010	..	2,250	..	2,600
Tunis	6,800	400	150	6,400	2,600
Algeria	2,580	..	..	..	..
Morocco	2,850	500	..	..	100
Canary Islands	..	..	..	..	175
Liberia	..	..	..	..	1,220
Portuguese East Africa	5,68,280	3,26,805	2,47,548	3,13,668	2,33,063
Madagascar and Kerguelen	2,950	3,062	750	382	50
Réunion	3,646	2,463	1,342	3,956	1,515
Italian East Africa (Somaliland and Eritrea)	86,157	45,608	19,630	40,425	43,040
French Somaliland	54,542	58,309	42,287	68,585	56,649
Abyssinia	..	..	..	1,063	900
America—					
United States of America—					
Vid Atlantic Coast	70,28,298	48,77,185	42,19,868	21,57,808	33,30,243
„ Pacific „	34,896	70,163	74,605	83,674	8,028
Hayti and St. Domingo	2,841	2,082	3,093	1,791	..
Mexico	..	..	..	..	5,791
Nicaragua	..	..	..	73	..
Colombia	..	..	600	..	..
Panama (*including* Panama Canal zone)	..	2,500	..	..	10
Dutch Guiana	..	2,060	80	..	..
Brazil	..	2,100	..	..	4,859
Uruguay	..	24,712	953	..	..
Argentine Republic (*including* the Atlantic Coast of Patagonia)	20,918	2,390	..	450	46,725
Chile (*including* the Pacific Coast of Patagonia)	..	..	..	..	1,741
Hawaii	..	2,451	..	..	..
TOTAL FOREIGN COUNTRIES	3,15,03,994	2,16,84,275	1,82,26,999	1,45,25,824	1,70,02,058
TOTAL EXPORTS OF FOREIGN MERCHANDISE	7,12,64,662	5,14,40,315	4,65,86,260	3,21,93,456	3,41,73,569

No. 10

GENERAL IMPORTS

IN EACH OFFICIAL YEAR FROM 1929-30 TO 1933-34

Note.—The summary classes and their sub-divisions are shown in brackets against articles. For summaries see pages 3—8.

ARTICLES, AND COUNTRIES OF CONSIGNMENT; ALSO SHARE OF EACH PROVINCE.	Quantity					Value				
	1929-30	1930-31	1931-32	1932-33	1933-34	1929-30	1930-31	1931-32	1932-33	1933-34
Animals, living—						R	R	R	R	R
Horses (IV. A)—	No.	No.	No.	No.	No.					
United Kingdom (*including* Channel Islands)	326	267	329	299	301	7,35,135	5,84,698	8,07,053	5,64,840	4,96,634
Gibraltar	..	7	..	..	..	..	14,000	..	..	..
Ceylon (*excluding* Maldives)	32	44	82	30	23	87,600	52,501	56,500	13,185	31,868
Straits Settlements	2	13	7	12	7	800	4,600	6,000	6,200	3,700
Commonwealth of Australia	3,201	2,628	3,616	966	2,525	19,56,570	10,27,675	28,54,800	4,96,500	18,72,900
Other British possessions	6	10	2	3	..	1,800	5,500	1,000	1,800	..
TOTAL BRITISH EMPIRE	3,667	2,969	4,036	1,310	2,916	27,81,995	16,88,974	37,20,253	10,82,525	24,05,102
France	7	1	19	1	..	10,117	500	10,500	400	..
Iraq	556	452	904	610	721	1,73,975	1,36,300	2,70,300	1,91,900	2,17,800
Japan	3	..	..	..	..	21,000	..	..	..	..
Egypt	45	36	3	41	52	22,500	18,000	3,000	12,300	26,000
Other Foreign Countries	..	9	..	8	8	..	2,900	..	2,800	2,950
TOTAL FOREIGN COUNTRIES	611	498	926	660	781	2,26,592	1,57,700	2,83,800	2,07,400	2,46,850
Share of Bengal	*545*	*1,288*	*2,148*	*73*	*1,283*	*7,40,503*	*6,08,750*	*22,04,505*	*1,56,531*	*13,04,800*
,, *Bombay*	*3,574*	*2,036*	*2,701*	*1,817*	*2,257*	*20,93,184*	*9,34,661*	*16,39,070*	*9,90,283*	*11,01,485*
,, *Sind*	*37*	*15*	*35*	*20*	*35*	*6,375*	*9,450*	*29,000*	*57,146*	*48,579*
,, *Madras*	*41*	*73*	*73*	*46*	*84*	*52,937*	*1,55,758*	*1,31,478*	*1,01,996*	*1,49,288*
,, *Burma*	*91*	*55*	*5*	*4*	*38*	*56,598*	*68,025*	*6,000*	*4,009*	*47,800*
TOTAL	4,268	3,467	4,962	1,970	3,697	30,08,597	18,16,674	40,10,053	12,69,925	29,51,952
Other kinds (IV. B)—	No.	No.	No.	No.	No.					
United Kingdom (*including* Channel Islands)	1,276	2,962	1,323	1,553	1,028	1,40,872	1,60,442	1,05,746	1,11,931	1,10,982
Ceylon (*excluding* Maldives)	290	38	369	158	135	5,474	4,610	11,123	1,024	11,498
Straits Settlements	1,304	39	67	82	94	706	2,396	2,840	2,660	1,895
Kenya Colony	11	10	3	..	88	5,650	1,875	2,000	..	2,350
Commonwealth of Australia	194	163	155	377	316	18,312	12,149	9,487	37,514	13,024
Other British Possessions	69	309	250	28	2	3,167	1,300	2,702	11,238	800
TOTAL BRITISH EMPIRE	3,144	3,521	2,147	2,198	1,663	1,74,181	1,82,771	1,33,988	1,54,397	1,39,149
Germany	440	332	272	258	296	14,959	23,409	18,707	25,266	8,602
Netherlands	6	10	25	..	..	30,000	5,000	21,572	..	..
Japan	74	311	1,932	2	4	717	6,927	10,121	526	1,506
United States of America—										
Fid Atlantic Coast	57	65	18	30	43	2,768	2,240	525	4,542	6,116
,, Pacific ,,	..	2	..	..	..	..	200	..	..	..
Other Foreign Countries	776	69	2,563	84	658	10,752	5,287	11,191	4,155	5,246
TOTAL FOREIGN COUNTRIES	1,353	789	4,910	374	1,001	59,196	56,103	62,116	34,799	21,197

No. 10—*continued*

ARTICLES, AND COUNTRIES OF CONSIGNMENT; ALSO SHARE OF EACH PROVINCE	Quantity					Value				
	1929-30	1930-31	1931-32	1932-33	1933-34	1929-30	1930-31	1931-32	1932-33	1933-34
Animals, living—*continued*	No.	No.	No.	No.	No.	R	R	R	R	R
***Other kinds (IV. B)*—continued**										
Share of Bengal	*2,157*	*1,146*	*1,981*	*683*	*1,188*	*52,303*	*36,373*	*40,823*	*72,866*	*41,292*
,, *Bombay*	*931*	*2,552*	*2,777*	*1,089*	*821*	*1,40,385*	*1,40,535*	*1,05,331*	*76,027*	*95,678*
,, *Sind*	*591*	*95*	*1,558*	*242*	*118*	*2,803*	*24,787*	*19,636*	*17,949*	*9,601*
,, *Madras*	*601*	*368*	*493*	*431*	*369*	*28,477*	*24,076*	*18,817*	*14,371*	*10,932*
,, *Burma*	*187*	*149*	*248*	*127*	*168*	*9,409*	*13,103*	*11,497*	*7,983*	*2,843*
TOTAL	4,497	4,310	7,057	2,572	2,664	2,33,377	2,38,874	1,96,104	1,89,196	1,60,346
***Total Animals, living*—**	No.	No.	No.	No.	No.					
BRITISH EMPIRE	6,801	6,490	6,183	3,508	4,579	29,56,086	18,71,745	38,60,241	12,37,422	25,44,251
FOREIGN COUNTRIES	1,964	1,287	5,836	1,034	1,782	2,85,888	2,13,803	3,45,916	2,42,199	2,68,047
TOTAL	8,765	7,777	12,019	4,542	6,361	32,41,974	20,85,548	42,06,157	14,79,621	28,12,298
Apparel (*excluding* hosiery and boots and shoes)—										
***Apparel* (including *drapery, uniforms, accoutrements*) (*III. A*)—**										
United Kingdom (*including* Channel Islands)	—	—	—	—	—	40,93,794	22,31,967	16,74,571	16,16,404	15,47,428
Ceylon (*excluding* Maldives)	—	—	—	—	—	68,566	68,802	48,588	22,655	12,060
Straits Settlements	—	—	—	—	—	65,909	37,137	30,779	20,303	16,500
Hongkong	—	—	—	—	—	22,696	36,750	24,069	47,658	20,735
Union of South Africa	—	—	—	—	—	16,265	5,508	4,230	3,531	2,972
Kenya Colony	—	—	—	—	—	7,902	10,573	12,603	6,468	8,100
Commonwealth of Australia	—	—	—	—	—	5,547	4,861	5,004	2,993	6,113
Other British Possessions	—	—	—	—	—	7,616	4,270	6,699	6,333	4,799
TOTAL BRITISH EMPIRE	—	—	—	—	—	42,88,295	23,94,868	18,06,543	17,26,435	16,18,713
Sweden	—	—	—	—	—	1,960	704	3,119	5,826	1,028
Germany	—	—	—	—	—	6,49,811	6,24,587	2,05,941	2,08,991	2,02,596
Belgium	—	—	—	—	—	28,066	11,772	4,193	7,642	9,031
France	—	—	—	—	—	1,79,482	83,238	67,749	23,094	20,038
Switzerland	—	—	—	—	—	41,813	6,019	3,042	4,393	1,687
Italy (*including* Fiume)	—	—	—	—	—	2,00,480	1,36,003	70,048	29,564	13,253
Austria	—	—	—	—	—	14,904	12,062	5,254	5,240	3,413
Czechoslovakia	—	—	—	—	—	11,087	4,719	2,621	2,779	1,462
China (*exclusive* of Hongkong and Macao)	—	—	—	—	—	45,820	86,872	1,20,518	1,16,724	1,34,415
Japan	—	—	—	—	—	16,20,180	14,57,880	15,85,068	18,52,200	21,06,508
United States of America—Fed Atlantic Coast	—	—	—	—	—	1,94,941	1,21,279	1,05,668	50,100	44,423
,, Pacific ,,	—	—	—	—	—	6,898	4,940	16,468	2,572	1,486
Other Foreign Countries	—	—	—	—	—	25,448	11,970	16,920	8,910	11,461
TOTAL FOREIGN COUNTRIES	—	—	—	—	—	32,15,885	25,62,045	22,06,629	23,18,635	25,50,803
Share of Bengal	—	—	—	—	—	*16,86,279*	*16,23,668*	*12,05,813*	*9,05,091*	*7,82,807*
,, *Bombay*	—	—	—	—	—	*39,49,600*	*19,37,301*	*19,12,320*	*20,36,241*	*22,05,072*
,, *Sind*	—	—	—	—	—	*3,79,613*	*3,18,157*	*2,78,210*	*2,60,125*	*3,33,824*
,, *Madras*	—	—	—	—	—	*4,39,886*	*2,74,500*	*2,36,238*	*2,26,857*	*2,15,901*
,, *Burma*	—	—	—	—	—	*10,43,302*	*3,03,367*	*3,80,091*	*6,16,756*	*6,31,912*
TOTAL	—	—	—	—	—	75,04,180	49,56,913	40,13,172	43,45,070	41,69,516

No. 10—*continued*

ARTICLES, AND COUNTRIES OF CONSIGNMENT; ALSO SHARE OF EACH PROVINCE	QUANTITY					VALUE				
	1929-30	1930-31	1931-32	1932-33	1933-34	1929-30	1930-31	1931-32	1932-33	1933-34
						R	R	R	R	R
Apparel (*excluding* hosiery and boots and shoes)—*continued*										
Gold and silver thread (III. A)*—										
Ceylon (*excluding* Maldives)	—	—	—	—	—	2,91,184	10,728	2,479	41,456	11,532
Other British Possessions .	—	—	—	—	—	5,246	2,791	1,049	2,022	2,058
TOTAL BRITISH EMPIRE .	—	—	—	—	—	2,86,430	13,519	3,528	43,478	13,590
Germany	—	—	—	—	—	5,25,646	3,56,713	2,45,786	2,75,177	2,55,370
France	—	—	—	—	—	28,78,052	16,73,025	4,01,706	6,71,554	3,76,307
Austria	—	—	—	—	—	6,250	1,276	1,837	1,412	..
Japan	—	—	—	—	—	1,118	740	89	6,433	27
Other Foreign Countries .	—	—	—	—	—	1,539	1,893	2,819	16	343
TOTAL FOREIGN COUNTRIES	—	—	—	—	—	34,12,605	20,33,647	6,52,187	9,54,592	6,32,047
Share of Bengal . .	—	—	—	—	—	*1,38,214*	*90,834*	*71,33**	*75,618*	*54,704*
„ *Bombay* . .	—	—	—	—	—	*14,43,251*	*4,93,535*	*2,46,704*	*4,73,089*	*3,39,086*
„ *Sind* . . .	—	—	—	—	—	*1,96,959*	*2,32,054*	*1,69,322*	*1,51,409*	*2,07,204*
„ *Madras* . .	—	—	—	—	—	*19,48,572*	*12,21,706*	*1,68 292*	*2,97,772*	*64,326*
„ *Burma* . .	—	—	—	—	—	*2,039*	*9,037*	*59*	*238*	*287*
TOTAL .	—	—	—	—	—	36,99,035	20,47,166	6,55,715	9,98,070	6,45,037
Hats, caps, bonnets and hatter's ware (III. A)—										
United Kingdom (*including* Channel Islands) . .	—	—	—	—	—	9,69,610	4,89,224	3,44,062	3,64,153	3,06,502
Straits Settlements . .	—	—	—	—	—	6,554	3,702	2,679	1,744	2,651
Hongkong . . .	—	—	—	—	—	14,707	19,934	24,854	22,517	48,564
Other British Possessions .	—	—	—	—	—	1,075	1,014	796	3,616	1,018
TOTAL BRITISH EMPIRE .	—	—	—	—	—	9,91,946	5,13,874	3,72,391	3,92,030	3,57,735
Germany	—	—	—	—	—	54,628	58,078	47,615	18,307	36,340
France	—	—	—	—	—	87,063	27,300	2,081	17,802	6,189
Switzerland . . .	—	—	—	—	—	1,328	5,522	47,376	19	59
Italy (*including* Fiume) .	—	—	—	—	—	9,85,256	4,34,233	2,02,020	2,83,463	2,90,902
Austria	—	—	—	—	—	47,729	23,042	12,627	11,639	1,243
Czechoslovakia . . .	—	—	—	—	—	4,98,707	3,40,100	4,88,463	2,72,584	2,89,928
Iraq	—	—	—	—	—	274	55,756	29,314	92	..
Persia	—	—	—	—	—	9,104	15	421	50	..
Java	—	—	—	—	—	844	2,749	2,351	6,365	..
Japan	—	—	—	—	—	2,50,507	3,83,013	4,72,305	6,77,219	6,65,186
United States of America—*Vid* Atlantic Coast . .	—	—	—	—	—	8,776	3,499	1,777	10,520	534
„ Pacific „ .	—	—	—	—	—	..	..	..	..	..
Other Foreign Countries .	—	—	—	—	—	7,493	5,359	4,158	2,617	5,761
TOTAL FOREIGN COUNTRIES	—	—	—	—	—	19,51,709	13,40,166	14,01,408	13,00,977	15,36,047
Share of Bengal . .	—	—	—	—	—	*5,29,796*	*4,25,109*	*3,60 323*	*2,48,760*	*4,04,677*
„ *Bombay* . .	—	—	—	—	—	*15,64,347*	*7,34,144*	*19,34,469*	*8,31,576*	*9,41,748*
„ *Sind* . .	—	—	—	—	—	*1,86,523*	*90,193*	*94,933*	*1,22,084*	*1,81,276*
„ *Madras* . .	—	—	—	—	—	*61,939*	*47,757*	*37,438*	*23,248*	*20,991*
„ *Burma* . .	—	—	—	—	—	*6,01,050*	*5,46,837*	*2,46,668*	*4,15,308*	*3,52,121*
TOTAL .	—	—	—	—	—	29,43,655	18,54,040	17,73,799	16,93,097	19,03,793

* Inclusive of imports by postal packets referred to Collectors of Customs for assessment.

No. 10—*continued*

ARTICLES, AND COUNTRIES OF CONSIGNMENT; ALSO SHARE OF EACH PROVINCE	QUANTITY					VALUE				
	1929-30	1930-31	1931-32	1932-33	1933-34	1929-30	1930-31	1931-32	1932-33	1933-34
						R	R	R	R	R
Apparel (*excluding* hosiery and boots and shoes)—*continued*										
Lametta (III. A)—	Lbs.	Lbs.	Lbs.	Lbs.	Lbs.					
United Kingdom (*including* Channel Islands)	100	4,689	290	12,222	614	263	7,639	363	17,673	978
Other British Possessions	12	6	28	28	7	25	8	39	50	9
TOTAL BRITISH EMPIRE	112	4,695	318	12,250	621	288	7,647	002	17,723	987
Germany	178,238	130,599	147,475	268,342	252,994	2,77,632	1,98,915	1,89,122	3,53,311	2,88,566
France	302,449	316,986	219,710	166,411	101,203	4,33,627	4,15,453	2,69,723	2,39,949	1,29,800
Austria	1,351	4,106	60	..	..	2,014	5,671	116	..	..
Other Foreign Countries	..	..	536	..	..	..	..	629	..	..
TOTAL FOREIGN COUNTRIES	482,038	460,691	366,781	434,753	354,197	7,13,273	6,20,039	4,59,590	5,93,260	4,18,366
Share of Bengal	*28,549*	*45,695*	*26,361*	*52,344*	*36,243*	*45,016*	*64,101*	*39,916*	*80,183*	*49,832*
„ *Bombay*	*334,908*	*349,398*	*154,485*	*175,835*	*73,156*	*4,81,530*	*4,14,806*	*1,96,596*	*2,43,905*	*99,938*
„ *Sind*	*18,773*	*51,750*	*34,398*	*34,315*	*34,127*	*29,887*	*66,885*	*1,04,441*	*46,943*	*43,305*
„ *Madras*	*99,980*	*57,958*	*101,807*	*184,609*	*211,291*	*1,57,128*	*80,758*	*1,30,467*	*2,39,952*	*2,26,013*
„ *Burma*	..	*585*	*48*	..	*1*	..	*1,136*	*72*	..	*166*
TOTAL	482,150	465,386	367,099	447,003	354,818	7,13,561	6,27,686	4,60,492	6,10,983	4,19,353
Second-hand clothing (III. A)—										
United Kingdom (*including* Channel Islands)	—	—	—	—	—	5,54,621	2,17,120	1,93,818	1,87,221	1,52,850
Other British Possessions	—	—	—	—	—	1,564	1,375	5,770	1,060	2,085
TOTAL BRITISH EMPIRE	—	—	—	—	—	5,56,385	2,18,495	1,99,588	1,88,281	1,54,935
Japan	—	—	—	—	—	71	7,240	14,550	560	2,258
United States of America—										
Vid Atlantic Coast	—	—	—	—	—	18,66,463	9,54,151	8,96,614	6,62,491	6,70,079
„ Pacific „	—	—	—	—	—	..	..	..	841	372
Other Foreign Countries	—	—	—	—	—	2,253	9,063	4,757	2,820	1,690
TOTAL FOREIGN COUNTRIES	—	—	—	—	—	13,68,782	9,70,454	9,15,921	6,66,712	6,75,008
Share of Bengal	—	—	—	—	—	*5,25,866*	*1,95,178*	*2,40,263*	*1,36,969*	*2,26,468*
„ *Bombay*	—	—	—	—	—	*4,81,668*	*3,35,921*	*2,66,567*	*1,96,198*	*1,67,853*
„ *Sind*	—	—	—	—	—	*3,02,855*	*5,66,757*	*6,02,490*	*4,94,389*	*4,28,121*
„ *Madras*	—	—	—	—	—	*17,625*	*16,559*	*5,423*	*1,749*	*2,050*
„ *Burma*	—	—	—	—	—	*7,153*	*24,534*	*767*	*5,688*	*5,451*
TOTAL	—	—	—	—	—	19,25,167	11,88,949	11,15,509	8,34,993	8,29,943
Water-proofed clothing (III. A)—										
United Kingdom (*including* Channel Islands)	—	—	—	—	—	3,30,622	4,08,697	1,43,788	2,03,963	1,30,921
Hongkong	—	—	—	—	—	..	4,901	5,117	6,103	1,503
Other British Possessions	—	—	—	—	—	708	1,536	598	18	173
TOTAL BRITISH EMPIRE	—	—	—	—	—	3,31,330	4,15,134	1,49,503	2,10,084	1,32,597
Germany	—	—	—	—	—	4,423	14,388	713	261	111
Austria	—	—	—	—	—	..	5,763	..	7,819	..
Hungary	—	—	—	—	—	..	..	624	..	5,474
Japan	—	—	—	—	—	975	508	4,421	11,636	44,189
United States of America—										
Vid Atlantic Coast	—	—	—	—	—	1,375	881	544	3,396	..
Other Foreign Countries	—	—	—	—	—	29	1,303	1,629	5,819	25
TOTAL FOREIGN COUNTRIES	—	—	—	—	—	6,802	22,843	7,931	28,932	49,799

No. 10—*continued*

ARTICLES, AND COUNTRIES OF CONSIGNMENT; ALSO SHARE OF EACH PROVINCE	QUANTITY					VALUE				
	1929-30	1930-31	1931-32	1932-33	1933-34	1929-30	1930-31	1931-32	1932-33	1933-34
						R	R	R	R	R
Apparel (*excluding* hosiery and hoots and shoes)—*concluded*										
Water-proofed clothing (III.A)—continued										
Share of Bengal . . .	—	—	—	—	—	*47,879*	*73,350*	*34,889*	*20,172*	*28,308*
,, *Bombay* . .	—	—	—	—	—	*1,68,498*	*2,73,151*	*54,137*	*1,06,733*	*1,11,935*
,, *Sind* . . .	—	—	—	—	—	*11,649*	*5,655*	*4,382*	*3,504*	*7,363*
,, *Madras* . . .	—	—	—	—	—	*3,368*	*4,298*	*5,017*	*4,099*	*3,565*
,, *Burma* . . .	—	—	—	—	—	*1,01,738*	*52,603*	*59,309*	*49,408*	*31,318*
TOTAL .	—	—	—	—	—	3,38,132	4,38,017	1,57,434	2,39,016	1,82,486
Total value of Apparel—										
United Kingdom (*including* Channel Islands). . .	—	—	—	—	—	59,53,956	33,57,288	23,58,134	23,71,201	21,39,538
Ceylon (*excluding* Maldives) .	—	—	—	—	—	3,50,013	74,668	54,706	66,222	25,503
Straits Settlements . .	—	—	—	—	—	73,603	42,532	36,935	22,423	10,535
Hongkong . . .	—	—	—	—	—	37,878	61,720	54,055	76,540	71,002
Union of South Africa .	—	—	—	—	—	10,265	5,948	4,230	3,541	2,972
Kenya Colony . . .	—	—	—	—	—	7,908	10,573	12,998	9,238	8,240
Commonwealth of Australia	—	—	—	—	—	5,877	4,884	5,004	3,411	6,971
Other British Possessions .	—	—	—	—	—	8,484	5,929	8,305	6,375	4,810
TOTAL BRITISH EMPIRE	—	—	—	—	—	64,54,674	35,63,537	25,32,455	25,58,031	22,76,647
Sweden	—	—	—	—	—	1,974	704	3,119	5,826	1,028
Germany	—	—	—	—	—	17,12,150	12,52,796	6,89,514	8,57,993	8,38,177
Belgium	—	—	—	—	—	26,827	13,746	4,666	8,323	10,627
France	—	—	—	—	—	35,78,265	22,00,379	7,41,567	9,53,868	5,33,196
Switzerland . . .	—	—	—	—	—	48,141	11,541	50,418	4,412	1,746
Italy (*including* Fiume) .	—	—	—	—	—	11,86,454	5,72,209	3,64,426	3,13,543	3,04,370
Austria . . .	—	—	—	—	—	70,897	46,414	19,854	26,110	4,656
Hungary	—	—	—	—	—	..	..	3,289	..	5,474
Czechoslovakia . . .	—	—	—	—	—	5,09,794	3,44,819	4,91,084	2,78,375	2,91,290
Iraq	—	—	—	—	—	4,974	62,945	37,692	1,343	729
Persia . . .	—	—	—	—	—	10,180	1,888	1,385	948	508
Java	—	—	—	—	—	1,079	3,050	5,011	6,474	2,209
China (*exclusive* of Hongkong and Macáo)	—	—	—	—	—	48,947	89,068	1,26,450	1,19,634	1,34,628
Japan	—	—	—	—	—	18,72,849	18,50,281	20,76,348	25,48,147	30,18,169
Egypt	—	—	—	—	—	5,538	2,583	431	1,084	6,655
United States of America—										
Vid Atlantic Coast .	—	—	—	—	—	15,72,358	10,79,760	10,04,623	7,26,509	7,15,640
,, Pacific ,, . .	—	—	—	—	—	6,898	4,940	16,466	3,413	1,859
Other Foreign Countries .	—	—	—	—	—	16,731	10,111	7,281	7,117	8,118
TOTAL FOREIGN COUNTRIES	—	—	—	—	—	1,06,69,056	75,49,234	56,43,606	58,63,108	54,72,070
Share of Bengal . .	—	—	—	—	—	*29,73,050*	*24,82,190*	*19,82,..*	*14,66,723*	*15,98,936*
,, *Bombay* . .	—	—	—	—	—	*50,88,894*	*42,37,888*	*27,10,273*	*30,47,742*	*38,88,688*
,, *Sind* . . .	—	—	—	—	—	*16,67,456*	*12,79,701*	*12,83,778*	*10,83,..*	*11,81,092*
,, *Madras* . .	—	—	—	—	—	*26,23,513*	*16,45,573*	*5,72,..*	*7,92,617*	*5,32,810*
,, *Burma* . .	—	—	—	—	—	*17,80,742*	*14,67,414*	*6,86,958*	*10,90,..*	*10,21,184*
TOTAL .	—	—	—	—	—	1,71,23,730	1,11,12,771	81,76,121	84,21,120	81,50,717

No. 10—*continued*

ARTICLES, AND COUNTRIES OF CONSIGNMENT; ALSO SHARE OF EACH PROVINCE	QUANTITY					VALUE				
	1929-30	1930-31	1931-32	1932-33	1933-34	1929-30	1930-31	1931-32	1932-33	1933-34
Arms, Ammunition, and Military stores—.						R	R	R	R	R
Cartridge cases—										
Filled—										
Shot gun cartridges, filled (III. B)—										
United Kingdom (*including* Channel Islands) .	No. 11,185,187	No. 9,791,742	No. 9,897,735	No. 9,562,193	No. 9,082,035	8,35,858	7,23,852	6,83,977	6,48,305	6,16,853
Other British Possessions	1,256	5,110	1,014	1,258	721	280	580	236	108	103
TOTAL BRITISH EMPIRE	11,186,443	9,796,852	9,898,749	9,563,451	9,082,756	8,36,138	7,24,432	6,84,213	6,48,413	6,16,956
Germany . . .	924,674	695,925	628,700	245,400	109,250	65,947	47,583	42,808	20,426	8,762
Belgium . . .	1,473,225	1,264,475	881,050	1,403,425	385,100	82,055	68,892	20,471	76,220	20,257
United States of America—										
Vid Atlantic Coast .	1,083,750	1,335,276	1,339,100	188,465	462,225	1,34,726	90,125	85,793	14,433	25,207
Other Foreign Countries .	1,919	2,068	1,492	5,799	100	182	247	254	577	6
TOTAL FOREIGN COUNTRIES	4,383,568	3,297,744	2,850,342	1,843,089	956,675	2,82,910	2,06,847	1,49,326	1,11,656	54,232
Share of Bengal . .	*2,101,364*	*1,270,397*	*1,496,275*	*1,867,206*	*1,260,225*	*1,50,928*	*90,180*	*1,02,005*	*1,21,742*	*79,394*
,, Bombay . .	*5,203,485*	*4,704,107*	*4,669,092*	*3,388,657*	*3,481,610*	*3,82,041*	*3,38,893*	*3,17,287*	*2,29,847*	*2,38,834*
,, Sind . .	*5,775,883*	*4,762,469*	*3,814,622*	*4,186,542*	*3,787,563*	*3,98,010*	*3,22,548*	*2,62,101*	*2,69,052*	*2,48,269*
,, Madras . .	*441,116*	*454,566*	*593,780*	*515,712*	*646,725*	*30,958*	*32,602*	*40,202*	*37,406*	*43,035*
,, Burma . .	*2,048,163*	*1,903,057*	*1,676,322*	*1,449,423*	*873,308*	*1,57,111*	*1,47,056*	*1,21,944*	*1,02,022*	*61,616*
TOTAL .	15,570,011	13,094,596	12,249,091	11,406,540	10,039,431	11,19,048	9,31,279	8,33,539	*7,60,069*	6,71,188
Rifle and other Cartridges filled (III. B)—										
United Kingdom (*including* Channel Islands) .	No. 2,026,347	No. 2,614,708	No. 15,618,911	No. 7,767,224	No. 4,696,295	2,38,871	1,89,640	10,23,122	6,79,803	3,52,749
Other British Possessions	3,303	5,056	5,238	4,721	11,564	1,928	740	700	558	2,300
TOTAL BRITISH EMPIRE	2,029,650	2,619,864	15,624,149	7,771,945	4,707,859	2,40,799	1,90,386	10,23,822	6,80,451	3,54,049
Germany . . .	782,530	435,211	3,858,855	142,900	116,058	59,889	29,885	58,007	10,583	7,734
Belgium . . .	167,500	73,324	85,650	18,200	60,500	9,812	4,386	2,275	1,230	3,207
United States of America—										
Vid Atlantic Coast .	2,025,914	1,905,805	1,475,762	644,276	950,846	75,879	64,616	45,549	21,883	26,527
Other Foreign Countries	1,020	5,275	9,188	9,855	653	168	506	1,521	700	95
TOTAL FOREIGN COUNTRIES	2,976,964	2,419,615	4,879,455	815,231	1,128,057	1,45,748	99,423	1,07,352	34,402	37,563
Share of Bengal . .	*2,796,622*	*1,543,510*	*1,944,533*	*1,350,403*	*1,664,069*	*2,05,291*	*1,19,911*	*1,28,601*	*83,660*	*1,09,226*
,, Bombay . .	*1,372,667*	*1,766,270*	*1,265,885*	*1,011,559*	*1,371,910*	*94,377*	*97,973*	*81,441*	*69,633*	*72,662*
,, Sind . . .	*719,343*	*575,545*	*16,737,607*	*5,504,991*	*2,376,437*	*39,758*	*30,868*	*8,91,692*	*5,27,611*	*1,92,948*
,, Madras . .	*583,509*	*529,993*	*172,158*	*420,901*	*236,034*	*28,817*	*23,596*	*6,538*	*24,411*	*11,554*
,, Burma . .	*433,674*	*324,161*	*353,421*	*269,392*	*197,466*	*18,299*	*17,461*	*22,602*	*9,538*	*6,123*
TOTAL .	5,906,614	5,039,479	20,503,604	8,587,176	5,835,916	3,86,542	2,89,809	11,31,174	7,14,853	3,92,515
Total—Filled (III. B)—										
United Kingdom (*including* Channel Islands) . .	No. 14,111,534	No. 12,406,540	No. 25,516,646	No. 17,329,417	No. 13,778,330	10,74,730	9,13,492	17,07,099	13,28,108	9,69,602
Other British Possessions .	4,559	10,170	6,252	5,979	12,285	2,208	1,320	936	666	2,30
TOTAL BRITISH EMPIRE .	14,116,093	12,416,710	25,522,898	17,335,396	13,790,615	10,76,937	9,14,818	17,08,035	13,28,864	9,71,90

No. 10—*continued*

ARTICLES, AND COUNTRIES OF CONSIGNMENT; ALSO SHARE OF EACH PROVINCE	QUANTITY					VALUE				
	1929-30	1930-31	1931-32	1932-33	1933-34	1929-30	1930-31	1931-32	1932-33	1933-34
						R	R	R	R	R
Arms, Ammunition, and Military stores—*continued*										
Cartridge cases—continued										
Total—Filled (III. B)—*continued*	No.	No.	No.	No.	No.					
Germany	1,707,204	1,131,136	3,987,555	388,300	225,308	1,25,836	77,468	1,00,815	31,009	10,493
Belgium	1,640,725	1,337,799	416,700	1,421,625	445,600	91,867	73,278	22,746	77,456	23,464
United States of America—*Vid* Atlantic Coast	4,009,664	3,241,081	2,814,862	832,741	1,413,071	2,10,605	1,54,771	1,31,342	36,316	51,734
Other Foreign Countries	2,939	7,343	10,680	15,654	753	345	753	1,775	1,277	101
TOTAL FOREIGN COUNTRIES	7,360,532	5,717,359	7,229,797	2,658,320	2,084,732	4,28,653	3,06,270	2,56,678	1,46,058	91,795
Share of Bengal	*4,897,986*	*3,113,907*	*3,440,808*	*3,247,609*	*2,914,294*	*3,56,219*	*2,10,091*	*2,30,606*	*2,05,402*	*1,88,120*
,, *Bombay*	*6,576,152*	*6,470,377*	*5,934,977*	*4,400,216*	*4,853,520*	*4,76,418*	*4,36,366*	*3,98,728*	*2,99,480*	*3,11,196*
,, *Sind*	*6,495,725*	*5,338,014*	*20,553,229*	*9,690,463*	*6,164,000*	*4,37,768*	*3,53,416*	*11,43,794*	*7,96,663*	*4,41,207*
,, *Madras*	*1,024,925*	*984,559*	*765,938*	*936,613*	*572,759*	*59,775*	*56,198*	*47,040*	*61,817*	*54,638*
,, *Burma*	*2,481,837*	*2,227,218*	*2,058,743*	*1,718,815*	*1,070,774*	*1,75,410*	*1,64,517*	*1,44,546*	*1,11,560*	*67,749*
TOTAL	21,476,625	18,134,075	32,752,695	19,003,716	15,875,347	15,05,590	12,21,088	19,64,713	14,74,922	10,63,700
Empty (III. B)—	No.	No.	No.	No.	No.					
United Kingdom (*including* Channel Islands)	700,080	563,363	529,198	555,756	443,482	25,485	21,216	17,453	18,632	15,029
Other British Possessions	1,500	50	1,098	200	817	50	2	5	3	14
TOTAL BRITISH EMPIRE	701,580	563,413	530,201	555,956	444,299	25,535	21,218	17,458	18,635	15,043
Germany	342,325	443,307	281,925	311,900	279,900	9,005	12,632	7,088	8,040	7,122
Other Foreign Countries	84,490	100,100	28,056	57,553	30,500	4,171	2,387	780	1,566	681
TOTAL FOREIGN COUNTRIES	426,815	543,407	309,981	369,453	310,400	13,176	15,019	8,468	9,606	7,703
Share of Bengal	*761,071*	*881,563*	*685,768*	*703,465*	*604,707*	*25,825*	*29,921*	*21,593*	*21,079*	*17,863*
,, *Bombay*	*226,500*	*169,800*	*101,200*	*84,894*	*81,150*	*8,705*	*6,523*	*3,887*	*2,631*	*2,511*
,, *Sind*	*80,190*	*39,150*	*37,000*	*117,000*	*36,200*	*2,710*	*938*	*989*	*3,372*	*865*
,, *Madras*	*32,600*	*2,550*	*6,050*	*1,300*	*22,100*	*497*	*87*	*168*	*61*	*1,029*
,, *Burma*	*28,034*	*13,757*	*10,254*	*18,750*	*10,542*	*974*	*768*	*489*	*1,008*	*445*
TOTAL	1,128,395	1,106,820	840,272	925,409	754,699	38,711	36,237	25,026	28,141	22,713
Total Cartridge cases—	No.	No.	No.	No.	No.					
United Kingdom (*including* Channel Islands)	14,811,614	12,969,903	28,045,839	17,885,173	14,221,812	11,00,214	9,34,714	17,24,552	13,46,750	9,81,031
Other British Possessions	6,059	10,226	7,350	6,179	13,102	2,258	1,322	941	669	2,317
TOTAL BRITISH EMPIRE	14,817,673	12,980,129	26,053,189	17,891,352	14,234,914	11,02,472	9,36,036	17,25,493	13,47,399	9,83,348
Germany	2,049,529	1,574,443	4,269,480	700,200	505,208	1,34,841	90,100	1,08,903	39,049	23,615
Belgium	1,709,515	1,432,799	441,700	1,468,825	476,100	95,008	76,356	23,261	78,824	24,046
United States of America—*Vid* Atlantic Coast	4,025,364	3,246,181	2,816,862	832,741	1,413,071	2,11,635	1,55,050	1,31,442	36,316	51,734
Other Foreign Countries	2,939	7,343	11,736	26,007	753	345	753	1,940	1,478	101
TOTAL FOREIGN COUNTRIES	7,787,347	6,260,766	7,539,778	3,027,773	2,395,132	4,41,829	3,21,259	2,65,146	1,55,664	99,496
Share of Bengal	*5,659,057*	*3,995,470*	*4,126,576*	*3,951,074*	*3,519,001*	*3,82,044*	*2,40,012*	*2,51,959*	*2,26,481*	*2,06,483*
,, *Bombay*	*6,802,652*	*6,640,177*	*6,036,177*	*4,485,110*	*4,934,670*	*4,85,123*	*4,41,889*	*4,01,615*	*3,02,111*	*3,14,040*
,, *Sind*	*6,576,915*	*5,377,164*	*20,589,229*	*9,807,463*	*6,200,200*	*4,40,478*	*3,54,354*	*11,44,783*	*8,00,035*	*4,42,072*
,, *Madras*	*1,057,525*	*987,109*	*771,988*	*937,913*	*596,859*	*60,272*	*56,286*	*47,208*	*61,761*	*55,667*
,, *Burma*	*2,509,871*	*2,240,975*	*2,068,997*	*1,737,565*	*1,081,316*	*1,76,384*	*1,65,285*	*1,46,034*	*1,12,568*	*68,194*
TOTAL	23,005,020	19,240,895	33,592,967	20,919,125	16,830,046	15,44,301	12,57,325	19,90,645	15,[illegible]	10,[illegible]

No. 10—*continued*

ARTICLES, AND COUNTRIES OF CONSIGNMENT; ALSO SHARE OF EACH PROVINCE	QUANTITY					VALUE				
	1929-30	1930-31	1931-32	1932-33	1933-34	1929-30	1930-31	1931-32	1932-33	1933-3
						R	R	R	R	R
Arms, Ammunition and Military stores—*continued*										
Explosives—										
Blasting fuse (III. B)—	Lbs.— No. of Coils	Lbs.— No. of Coils	Lbs.— No. of Coils	Lbs.— No. of Coils	Lbs.— No. of Coils					
United Kingdom (*including* Channel Islands)	461,475 —1,628,400	405,215 —1,389,340	294,208 —1,097,365	322,446 —1,169,138	342,133 —1,164,240	4,71,176	4,47,644	2,90,230	2,76,437	2,89,571
Gibraltar	.. ..	.. ..	.. ..	450 —1,500	.. ..	..	..	..	241	..
TOTAL BRITISH EMPIRE	461,475 —1,628,400	405,215 —1,389,340	294,208 —1,097,365	322,896 —1,170,638	342,133 —1,164,240	4,71,176	4,47,644	2,90,230	2,76,678	2,89,571
Germany	89,343 —313,800	132,024 —444,200	158,035 —515,080	119,026 —426,300	142,133 —501,300	62,474	77,101	86,121	63,812	73,568
Belgium	61,662 —199,500	18,830 —55,500	31,640 —100,500	40,108 —122,430	5,606 —17,806	30,382	9,531	14,506	19,062	3,302
France	76,980 —290,600	30,016 —102,816	40,453 —224,100	28,054 —103,870	3,360 —2,227	46,349	26,693	32,909	16,314	4,202
Other Foreign Countries	784 —2,500	.. ..	93 =200	.. ..	915 —3,016	710	..	119	..	652
TOTAL FOREIGN COUNTRIES	228,769 —806,406	180,799 —602,515	239,221 —839,880	188,088 —652,600	152,014 —523,249	1,39,915	1,13,325	1,33,655	99,188	81,714
Share of Bengal	*294,037* *—1,036,325*	*276,059* *—952,300*	*281,023* *—953,140*	*202,673* *—696,070*	*225,287* *—787,900*	*2,18,207*	*2,37,719*	*1,95,372*	*1,24,147*	*1,45,169*
,, *Bombay*	*129,382* *—481,781*	*111,966* *—433,525*	*108,354* *—435,865*	*127,699* *—519,168*	*91,836* *—362,849*	*1,04,935*	*81,622*	*67,066*	*72,347*	*60,062*
,, *Sind*	*16,272* *—66,000*	*9,306* *—45,190*	*17,155* *—66,240*	*7,065* *—28,500*	*10,001* *—33,100*	*12,782*	*8,852*	*14,467*	*4,573*	*10,067*
,, *Madras*	*202,221* *—712,700*	*143,595* *—479,300*	*109,849* *—436,800*	*110,927* *—491,000*	*139,757* *—424,710*	*1,93,884*	*1,59,269*	*1,22,641*	*1,31,548*	*1,17,359*
,, *Burma*	*48,339* *—138,000*	*55,048* *—141,540*	*17,043* *—45,200*	*32,620* *—88,500*	*27,266* *—80,900*	*82,133*	*53,437*	*24,339*	*43,251*	*38,688*
TOTAL	690,244 —2,436,806	596,014 —2,051,855	533,429 —1,937,245	510,984 —1,823,238	494,147 —1,689,189	6,11,091	5,60,969	4,23,885	3,75,866	3,71,285
Blasting gelatine (III. B)—	Lbs.	Lbs.	Lbs.	Lbs.	Lbs.					
United Kingdom (*including* Channel Islands)	395,300	304,250	444,600	405,500	600,400	3,55,765	2,59,912	3,75,320	3,47,070	5,23,812
Belgium	..	..	7,000	28,000	..	..	..	7,640	28,155	..
Share of Bengal	*15,350*	*5,050*	*50*	*10,000*	*5,100*	*13,159*	*4,329*	*43*	*3,570*	*4,372*
,, *Bombay*	*29,000*	*30,450*	*38,050*	*6,000*	*1,250*	*10,006*	*25,631*	*30,529*	*5,263*	*1,109*
,, *Sind*	..	..	..	*1,000*	..	..	..	..	*884*	..
,, *Madras*	*350,450*	*268,750*	*385,500*	*388,500*	*473,600*	*2,98,598*	*2,24,815*	*3,26,793*	*3,32,363*	*3,97,195*
,, *Burma*	*17,500*	*3,000*	*28,000*	*25,000*	*120,450*	*34,002*	*4,947*	*25,595*	*23,155*	*1,21,136*
TOTAL	395,300	304,250	451,600	433,500	600,400	3,55,765	2,59,912	3,82,960	3,75,225	5,23,812
Dynamite (III. B)—	Lbs.	Lbs.	Lbs.	Lbs.	Lbs.					
United Kingdom (*including* Channel Islands)	486,550	337,000	155,000	50,000	183,750	4,43,067	2,63,700	1,12,186	36,237	1,48,778
Belgium	..	..	18,500	12,500	44,150	..	..	28,605	18,555	1,16,000
Share of Bengal	*240,050*	*225,000*	*110,000*	*30,000*	*75,000*	*1,73,585*	*1,62,705*	*79,536*	*21,670*	*54,525*
,, *Bombay*	*20,000*	*12,500*	*15,000*	..	*21,250*	*13,759*	*8,761*	*10,979*	..	*15,829*
,, *Sind*	..	..	..	*5,000*	*44,150*	..	..	..	*3,732*	*1,16,000*
,, *Madras*	*120,000*	*70,000*	*30,000*	*15,000*	*60,000*	*86,681*	*50,562*	*21,671*	*10,330*	*43,331*
,, *Burma*	*106,500*	*29,500*	*18,500*	*12,500*	*27,500*	*1,69,042*	*41,672*	*23,605*	*18,555*	*35,393*
TOTAL	486,550	337,000	173,500	62,500	227,900	4,43,067	2,63,700	1,40,791	54,792	2,64,778

No. 10—*continued*

ARTICLES, AND COUNTRIES OF CONSIGNMENT; ALSO SHARE OF EACH PROVINCE	QUANTITY					VALUE				
	1929-30	1930-31	1931-32	1932-33	1933-34	1929-30	1930-31	1931-32	1932-33	1933-34
						R	R	R	R	R
Arms, Ammunition, and Military stores—*continued*										
***Explosives*—continued**										
Gelatine Dynamite (III. B)—	Lbs.	Lbs.	Lbs.	Lbs.	Lbs.					
United Kingdom (*including* Channel Islands)	922,500	987,000	936,250	549,750	760,100	8,93,371	8,34,691	6,78,878	3,89,794	6,16,864
Belgium	..	..	85,500	146,500	..	..	.	97,653	1,30,700	..
Japan	..	..	2,006	..	..	..	..	1,479	..	..
TOTAL FOREIGN COUNTRIES	..	..	87,506	146,500	..	..	..	99,132	1,30,700	..
Share of Bengal	*380,000*	*461,000*	*560,200*	*390,000*	*420,000*	*2,79,583*	*3,33,921*	*4,00,244*	*2,69,206*	*2,92,861*
„ *Bombay*	*131,000*	*89,950*	*117,550*	*6,250*	*40,000*	*95,577*	*66,369*	*86,153*	*4,746*	*29,274*
„ *Madras*	*140,500*	*266,050*	*253,500*	*153,500*	*139,600*	*1,10,847*	*2,00,739*	*1,91,976*	*1,12,842*	*1,24,954*
„ *Burma*	*271,000*	*170,000*	*86,506*	*146,500*	*160,500*	*4,07,364*	*2,33,662*	*99,132*	*1,30,700*	*1,70,898*
TOTAL	922,500	987,000	1,021,756	696,250	760,100	8,93,371	8,34,691	7,77,510	5,20,494	6,16,864
OTHER NITRO-COMPOUND EXPLOSIVES (III. B)—	Lbs.	Lbs.	Lbs.	Lbs.	Lbs.					
United Kingdom (*including* Channel Islands)	70,000	70,000	..	..	..	41,093	41,093	..	..	..
Germany	..	..	2,400	..	..	..	..	182	..	..
Share of Bengal	*70,000*	*70,000*	..	..	..	*41,093*	*41,093*	..	..	..
„ *Bombay*	..	..	*2,400*	..	..	..	..	*182*	..	..
TOTAL	70,000	70,000	2,400	..	..	41,093	41,093	182	..	..
Detonators (III. B)—	No.	No.	No.	No.	No.					
United Kingdom (*including* Channel Islands)	7,388,580	6,853,486	5,058,789	2,776,850	4,491,150	2,29,756	2,22,222	1,55,554	73,006	1,23,639
Other British Possessions	..	..	48	..	..	..	..	48	..	..
TOTAL BRITISH EMPIRE	7,388,580	6,853,486	5,058,837	2,776,850	4,491,150	2,29,756	2,22,222	1,55,602	73,006	1,23,639
Belgium	..	..	275,000	460,000	10,000	..	..	14,432	24,472	33,000
Other Foreign Countries	26	85	10,072	144	..	16	257	420	10	..
TOTAL FOREIGN COUNTRIES	26	85	285,072	460,144	10,000	16	257	14,852	24,482	33,000
Share of Bengal	*2,715,000*	*1,935,000*	*2,222,000*	*803,000*	*1,685,000*	*98,113*	*1,23,071*	*1,03,268*	*36,283*	*47,451*
„ *Bombay*	*343,744*	*757,059*	*570,585*	*33,850*	*155,150*	*6,854*	*22,258*	*10,318*	*4,846*	*5,318*
„ *Sind*	..	*12*	..	*10,144*	*10,000*	..	*191*	..	*1,291*	*31,000*
„ *Madras*	*2,724,360*	*2,482,500*	*2,266,300*	*1,925,000*	*1,971,000*	*39,150*	*39,010*	*42,052*	*30,857*	*36,108*
„ *Burma*	*1,605,502*	*679,000*	*285,024*	*460,000*	*680,000*	*35,655*	*37,549*	*14,816*	*24,472*	*34,668*
TOTAL	7,388,606	6,853,571	5,343,909	3,236,994	4,501,150	2,29,772	2,22,479	1,70,454	97,489	1,56,639
Others (III. B)—	Lbs.	Lbs.	Lbs.	Lbs.	Lbs.					
United Kingdom (*including* Channel Islands)	388,496	312,186	213,210	169,615	135,563	2,37,169	1,69,541	1,27,180	1,00,895	84,621
TOTAL FOREIGN COUNTRIES	216	5,025	242	..	1,388	540	2,521	966	..	2,492
Share of Bengal	*117,900*	*199,000*	*100,000*	*97,250*	*82,250*	*64,615*	*1,01,357*	*57,507*	*55,146*	*47,451*
„ *Bombay*	*115,058*	*87,594*	*43,510*	*32,250*	*12,400*	*66,742*	*49,961*	*24,638*	*18,308*	*7,972*
„ *Sind*	*56*	*152*	*15,242*	*2,065*	*1,388*	*382*	*302*	*8,422*	*1,162*	*2,492*
„ *Madras*	*135,698*	*30,461*	*54,700*	*38,050*	*40,850*	*95,450*	*20,442*	*37,461*	*26,281*	*29,119*
„ *Burma*	*20,000*	..	..	..	*63*	*10,484*	..	..	..	*113*
TOTAL	388,712	317,211	213,452	169,615	136,951	2 37,709	1,72,062	1,28,096	1,00,895	87 113
***Total Explosives*—**										
United Kingdom (*including* Channel Islands)	—	—	—	—	—	26,71,297	22,38,803	17,38,798	12,23,439	17,97,285
Other British Possessions	—	—	—	—	—	..	..	48	241	..
TOTAL BRITISH EMPIRE	—	—	—	—	—	26,71 297	22,38,803	17 38,846	12,23,680	17,97,285

No. 10—*continued*

ARTICLES, AND COUNTRIES OF CONSIGNMENT; ALSO SHARE OF EACH PROVINCE	QUANTITY					VALUE				
	1929-30	1930-31	1931-32	1932-33	1933-34	1929-30	1930-31	1931-32	1932-33	1933-34
						R	R	R	R	R
Arms, Ammunition and Military stores—*continued*										
Explosives—concluded										
Total Explosives—continued										
Germany	—	—	—	—	—	62,474	77,101	86,771	63,822	73,558
Belgium	—	—	—	—	—	30,382	9,531	1,62,836	2,20,944	1,52,802
France	—	—	—	—	—	46,349	26,603	32,909	16,314	6,194
Other Foreign Countries	—	—	—	—	—	1,266	2,778	2,516	..	852
TOTAL FOREIGN COUNTRIES	—	—	—	—	—	1,40,471	1,16,103	2,85,032	3,01,080	2,33,206
Share of Bengal	—	—	—	—	—	*8,88,366*	*9,94,195*	*8,35,970*	*6,15,020*	*5,90,769*
„ *Bombay*	—	—	—	—	—	*2,97,023*	*2,54,862*	*2,29,918*	*1,05,939*	*1,19,514*
„ *Sind*	—	—	—	—	—	*13,170*	*9,345*	*14,467*	*11,647*	*1,61,559*
„ *Madras*	—	—	—	—	—	*8,24,640*	*6,94,837*	*7,13,555*	*6,47,721*	*7,48,046*
„ *Burma*	—	—	—	—	—	*7,88,680*	*4,01,667*	*2,29,968*	*2,45,133*	*4,00,603*
TOTAL	—	—	—	—	—	28,11,868	23,54,906	20,23,878	15,24,760	20,20,491
Firearms, and parts thereof—										
Firearms (III. B)—	No.	No.	No.	No.	No.					
United Kingdom (*including* Channel Islands)	14,038	14,256	25,716	14,371	8,015	13,09,227	10,88,214	18,95,360	9,43,578	7,30,377
Ceylon (*excluding* Maldives)	121	131	92	120	86	10,730	7,995	8,207	7,262	6,541
Straits Settlements	78	107	51	108	20	6,883	8,980	3,020	5,942	844
Hongkong	28	113	5	11	4	2,166	8,368	226	713	252
Kenya Colony	26	51	49	92	77	4,821	4,610	4,147	8,208	31,236
Other British Possessions	50	40	47	52	79	4,544	3,126	3,134	3,572	5,590
TOTAL BRITISH EMPIRE	15,241	14,698	25,960	14,754	8,281	13,38,371	11,21,293	19,14,094	9,69,275	7,74,890
Germany	3,643	2,722	4,915	1,122	1,361	2,58,871	1,58,755	2,65,326	70,916	93,161
Belgium	3,632	2,301	3,147	1,092	1,030	1,29,262	80,265	1,14,962	64,688	40,615
France	192	222	252	88	34	22,115	13,251	22,353	9,604	2,672
Spain	..	12	86	59	127	..	885	6,841	3,885	7,027
Japan	1	157	15	15	6	15	16,559	415	554	530
Egypt	54	6	10	55	48	5,919	370	767	2,754	2,530
United States of America—*Vid* Atlantic Coast	4,019	3,708	3,647	1,376	1,923	1,31,740	1,27,047	1,31,526	48,333	52,054
„ Pacific „	..	..	..	..	3	..	..	..	..	267
Other Foreign Countries	117	179	162	113	88	9,748	13,406	10,241	5,926	6,829
TOTAL FOREIGN COUNTRIES	11,658	9,307	12,234	4,520	4,615	5,57,670	4,20,488	5,52,431	2,06,660	2,06,265
Share of Bengal	*6,501*	*4,163*	*3,783*	*3,502*	*1,986*	*4,12,631*	*2,65,090*	*4,01,262*	*1,68,475*	*1,43,911*
„ *Bombay*	*10,782*	*12,806*	*9,477*	*7,145*	*7,077*	*8,77,809*	*8,62,115*	*7,43,680*	*5,82,583*	*6,02,646*
„ *Sind*	*4,237*	*3,367*	*13,665*	*7,864*	*2,815*	*3,21,858*	*2,10,730*	*10,33,934*	*3,36,022*	*1,79,355*
„ *Madras*	*2,001*	*1,352*	*809*	*429*	*455*	*75,933*	*51,424*	*33,887*	*18,247*	*19,038*
„ *Burma*	*3,378*	*2,312*	*5,460*	*1,534*	*564*	*2,05,110*	*1,62,422*	*2,53,762*	*70,669*	*36,226*
TOTAL	26,899	24,005	38,194	19,274	12,896	18,96,041	15,41,781	24,66,525	11,75,935	9,81,175
Parts of Firearms (III. B)— United Kingdom (*including* Channel Islands)	—	—	—	—	—	23,350	10,062	43,142	13,857	11,592
Other British Possessions	—	—	—	—	—	18	..	395	67	6
TOTAL BRITISH EMPIRE	—	—	—	—	—	23,368	10,062	43,537	13,924	11,598
TOTAL FOREIGN COUNTRIES	—	—	—	—	—	5,355	2,204	3,265	869	1,317
Share of Bengal	—	—	—	—	—	*6,737*	*3,618*	*31,271*	*9,345*	*7,131*
„ *Bombay*	—	—	—	—	—	*9,463*	*4,363*	*7,373*	*3,112*	*3,967*
„ *Sind*	—	—	—	—	—	*2,943*	*1,326*	*3,187*	*236*	*278*
„ *Madras*	—	—	—	—	—	*887*	*469*	*817*	*88*	*311*
„ *Burma*	—	—	—	—	—	*8,903*	*2,501*	*4,154*	*1,962*	*1,228*
TOTAL	—	—	—	—	—	28,723	12,266	46,802	14,793	12,915

No. 10—*continued*

ARTICLES, AND COUNTRIES OF CONSIGNMENT; ALSO SHARE OF EACH PROVINCE	Quantity					Value				
	1929-30	1930-31	1931-32	1932-33	1933-34	1929-30	1930-31	1931-32	1932-33	1933-34
Arms, Ammunition and Military stores—*continued*						R	R	R	R	R
***Firearms and parts thereof*—continued**										
***Total value of Firearms and parts thereof*—**										
United Kingdom (*including* Channel Islands)	—	—	—	—	—	13,32,577	10,98,276	10,38,502	9,57,435	7,41,969
Ceylon (*excluding* Maldives)	—	—	—	—	—	10,748	7,995	8,597	7,262	6,547
Straits Settlements	—	—	—	—	—	6,883	8,980	8,025	5,068	814
Hongkong	—	—	—	—	—	2,166	8,368	220	713	252
Kenya Colony	—	—	—	—	—	4,821	4,610	4,147	8,240	21,286
Other British Possessions	—	—	—	—	—	4,544	3,126	3,134	3,632	5,500
TOTAL BRITISH EMPIRE	—	—	—	—	—	13,61,739	11,31,355	10,57,631	9,83,259	7,86,488
Germany	—	—	—	—	—	2,60,651	1,59,940	2,67,451	71,238	93,939
Belgium	—	—	—	—	—	1,29,524	80,387	1,15,215	64,710	40,021
France	—	—	—	—	—	22,152	28,301	22,403	9,604	2,672
Spain	—	—	—	—	—	..	635	6,841	3,885	7,030
Japan	—	—	—	—	—	15	16,559	415	554	530
Egypt	—	—	—	—	—	5,919	370	767	2,754	2,580
United States of America—										
Vid Atlantic Coast	—	—	—	—	—	1,33,003	1,27,804	1,32,363	46,802	53,134
,, Pacific ,,	—	—	—	—	—	..	..	..	..	207
Other Foreign Countries	—	—	—	—	—	11,761	13,406	10,241	5,922	6,879
TOTAL FOREIGN COUNTRIES	—	—	—	—	—	5,63,025	4,22,602	5,55,696	2,07,469	2,07,902
Share of Bengal	—	—	—	—	—	*4,39,358*	*2,68,708*	*4,32,533*	*1,77,820*	*1,51,042*
,, *Bombay*	—	—	—	—	—	*5,86,972*	*3,56,478*	*7,51,053*	*5,35,634*	*6,00,612*
,, *Sind*	—	—	—	—	—	*3,07,801*	*2,19,054*	*10,37,121*	*3,36,308*	*1,79,123*
,, *Madras*	—	—	—	—	—	*76,630*	*51,884*	*34,704*	*18,336*	*19,349*
,, *Burma*	—	—	—	—	—	*2,14,013*	*1,64,923*	*2,57,916*	*72,631*	*37,454*
TOTAL	—	—	—	—	—	19,24,764	15,54,047	25,13,327	11,90,728	9,94,000
***Gunpowder, Black (III. B)*—**	Lbs.	Lbs.	Lbs.	Lbs.	Lbs.					
United Kingdom (*including* Channel Islands)	48,755	43,600	55,400	76,025	76,455	54,195	42,646	45,667	53,984	51,028
Belgium	..	..	..	..	19,125	..	..	..	..	8,806
Other Foreign Countries	560	..	400	..	..	141	..	472	..	..
TOTAL FOREIGN COUNTRIES	560	..	400	..	19,125	141	..	472	.	8,806
Share of Bengal	*32,025*	*19,200*	*21,300*	*19,875*	*17,800*	*36,282*	*20,509*	*21,355*	*20,370*	*18,361*
,, *Bombay*	*11,555*	*13,625*	*24,625*	*50,450*	*72,800*	*14,044*	*14,867*	*18,017*	*29,654*	*38,231*
,, *Sind*	..	*5,750*	*4,600*	*3,650*	*2,600*	..	*3,614*	*3,026*	*2,051*	*1,490*
,, *Madras*	*4,860*	*5,525*	*4,625*	*2,050*	*2,380*	*2,911*	*3,841*	*3,057*	*1,309*	*1,782*
,, *Burma*	*575*	*100*	*650*	..	..	*1,099*	*115*	*804*	..	..
TOTAL	49,315	43,600	55,800	76,025	95,580	54,736	42,646	46,159	53,984	59,834
***Gunpowder, Smokeless (III. B)*—**	Lbs.	Lbs.	Lbs.	Lbs.	Lbs.					
United Kingdom (*including* Channel Islands)	14,515	11,275	13,980	4,720	6,115	24,742	24,117	21,748	11,314	15,475
Share of Bengal	*13,775*	*10,975*	*8,580*	*1,885*	*5,465*	*21,601*	*22,761*	*19,600*	*5,603*	*11,308*
,, *Bombay*	*620*	*250*	*325*	*300*	*335*	*2,639*	*1,133*	*1,361*	*3,651*	*650*
,, *Sind*	..	..	*5,000*	*1,000*	..	..	..	*3,886*	*1,346*	..
,, *Madras*	*50*	*50*	*25*	*1,035*	*25*	*203*	*201*	*101*	*722*	*101*
,, *Burma*	*70*	..	..	..	*300*	*299*	..	..	..	*470*
TOTAL	14,515	11,275	13,980	4,720	6,115	24,742	24,117	24,748	11,314	15,475

No. 10—*continued*

ARTICLES, AND COUNTRIES OF CONSIGNMENT; ALSO SHARE OF EACH PROVINCE	QUANTITY					VALUE				
	1929-30	1930-31	1931-32	1932-33	1933-34	1929-30	1930-31	1931-32	1932-33	1933-34
Arms, Ammunition and Military stores—*continued*	Lbs.	Lbs.	Lbs.	Lbs.	Lbs.	R	R	R	R	R
Gunpowder, others (III. B)—										
United Kingdom (*including* Channel Islands)	1,925	8,938	2,726	5,830	4,975	1,363	5,720	1,753	3,430	3,075
Share of Bengal	..	..	..	*15*	*125*	..	..	..	*40*	*73*
,, *Bombay*	..	*6,250*	..	..	..	..	*3,660*	..	..	..
,, *Sind*	..	..	..	*3,000*	..	..	..	..	*1,684*	..
,, *Madras*	*1,925*	*2,688*	*2,726*	*2,815*	*4,850*	*1,363*	*2,060*	*1,753*	*1,706*	*3,002*
TOTAL	1,925	8,938	2,726	5,830	4,975	1,363	5,720	1,753	3,430	3,075
Other sorts of arms, etc. (III. B)—										
United Kingdom (*including* Channel Islands)	—	—	—	—	—	1,54,029	1,35,216	2,25,561	1,12,261	1,02,788
Other British Possessions	—	—	—	—	—	1,729	1 290	2,666	465	836
TOTAL BRITISH EMPIRE	—	—	—	—	—	1,55,758	1,36,506	2,28,217	1,12,726	1,03,624
Germany	—	—	—	—	—	14,042	12,855	12,377	8,485	11,303
France	—	—	—	—	—	8,303	7,705	4,168	4,485	674
Other Foreign Countries	—	—	—	—	—	4,587	6,045	3,159	1,317	1,644
TOTAL FOREIGN COUNTRIES	—	—	—	—	—	26,932	26,605	19,704	14,187	13,621
Share of Bengal	—	—	—	—	—	*31,759*	*21,754*	*1,51,926*	*20,841*	*17,605*
,, *Bombay*	—	—	—	—	—	*83,519*	*93,356*	*56,100*	*58,417*	*43,615*
,, *Sind*	—	—	—	—	—	*30,915*	*20,861*	*27,474*	*30,192*	*29,704*
,, *Madras*	—	—	—	—	—	*10,482*	*10,852*	*3,562*	*6,068*	*7,841*
,, *Burma*	—	—	—	—	—	*26,015*	*16,289*	*8,859*	*11,395*	*18,480*
TOTAL	—	—	—	—	—	1,82,690	1,63,111	2,47,921	1,26,913	1,17,245
Total value of Arms, Ammunition and Military stores—										
United Kingdom (*including* Channel Islands)	—	—	—	—	—	53,88,517	44,79,492	56,99,590	37,08,593	36,80,251
Ceylon (*excluding* Maldives)	—	—	—	—	—	11,892	8,629	9,008	7,692	7,318
Straits Settlements	—	—	—	—	—	7,082	9,679	3,471	6,373	880
Hongkong	—	—	—	—	—	4,346	6,885	240	720	254
Kenya Colony	—	—	—	—	—	4,935	4,760	4,525	8,568	32,007
Other British Possessions	—	—	—	—	—	4,994	3,788	5,541	3,846	7,213
TOTAL BRITISH EMPIRE	—	—	—	—	—	53,71,666	45,15,183	57,22,375	37,35,792	37,33,923
Germany	—	—	—	—	—	4,72,008	3,39,096	4,75,102	1,82,544	2,02,418
Belgium	—	—	—	—	—	2,55,461	1,65,826	3,02,375	3,64,514	2,20,541
France	—	—	—	—	—	77,001	58,241	61,055	31,377	9,550
Spain	—	—	—	—	—	..	835	6,866	3,885	7,047
Japan	—	—	—	—	—	19	17,646	2,559	741	671
Egypt	—	—	—	—	—	6,122	407	988	2,887	2,847
United States of America—										
Vid Atlantic Coast	—	—	—	—	—	3,47,811	2,89,003	2,65,858	85,796	1,05,830
,, Pacific ,,	—	—	—	—	—	..	..	..	..	263
Other Foreign Countries	—	—	—	—	—	13,976	14,735	11,297	6,656	8,061
TOTAL FOREIGN COUNTRIES	—	—	—	—	—	11,72,398	8,86,689	11,26,050	6,78,400	5,62,733
Share of Bengal	—	—	—	—	—	*17,99,399*	*15,67,961*	*17,13,233*	*9,61,265*	*9,98,701*
,, *Bombay*	—	—	—	—	—	*17,69,120*	*16,65,744*	*14,58,064*	*10,84,608*	*11,22,548*
,, *Sind*	—	—	—	—	—	*7,92,364*	*6,00,228*	*22,30,857*	*11,83,563*	*8,14,468*
,, *Madras*	—	—	—	—	—	*9,76,491*	*8,19,660*	*8,03,940*	*7,37,729*	*8,35,758*
,, *Burma*	—	—	—	—	—	*12,06,490*	*7,18,979*	*6,42,581*	*4,41,727*	*5,25,191*
TOTAL	—	—	—	—	—	65,44,064	54,01,872	68,48,425	44,14,192	42,96,656

No. 10—*continued*

ARTICLES, AND COUNTRIES OF CONSIGNMENT; ALSO SHARE OF EACH PROVINCE	QUANTITY					VALUE				
	1929-30	1930-31	1931-32	1932-33	1933-34	1929-30	1930-31	1931-32	1932-33	1933-34
						R	R	R	R	R
Art, works of (*other than* pictures) (III. U)—										
United Kingdom (*including* Channel Islands)	—	—	—	—	—	27,924	35,180	94,2[illegible]	29,998	40,084
Ceylon (*excluding* Maldives)	—	—	—	—	—	10,010	[illegible],298	6,052	6,849	[illegible],165
Other British Possessions	—	—	—	—	—	2,215	2,160	4,480	2,826	2,856
TOTAL BRITISH EMPIRE	—	—	—	—	—	40,149	45,588	1,04,818	39,103	[illegible],044
Germany	—	—	—	—	—	6,771	18,462	7,807	7,726	11,075
Belgium	—	—	—	—	—	5,125	2,189	1,704	841	[illegible],115
France	—	—	—	—	—	20,994	31,115	56,396	57,014	7,870
Italy (*including* Fiume)	—	—	—	—	—	76,8[illegible]3	1,50,810	82,634	1,12,896	46,679
Austria	—	—	—	—	—	130	7,416	368	269	3,044
Other Foreign Countries	—	—	—	—	—	9,236	10,824	7,690	7,910	7,448
TOTAL FOREIGN COUNTRIES	—	—	—	—	—	1,19,079	2,20,806	1,56,[illegible]99	1,86,084	78,507
Share of Bengal	—	—	—	—	—	*46,448*	*41,539*	*34,899*	*50,059*	*41,018*
" *Bombay*	—	—	—	—	—	*67,751*	*1,36,332*	*1,29,[illegible]53*	*1,41,329*	*69,065*
" *Sind*	—	—	—	—	—	*17,067*	*56,041*	*52,173*	*14,968*	*9,209*
" *Madras*	—	—	—	—	—	*15,548*	*12,811*	*19,216*	*8,[illegible]59*	*6,[illegible]17*
" *Burma*	—	—	—	—	—	*14,414*	*19,671*	*25,[illegible]77*	*8,052*	*4,702*
TOTAL	—	—	—	—	—	1,59,228	2,66,394	2,61,417	2,26,787	1,30,411
Asbestos—	Cwts.	Cwts.	Cwts.	Cwts.	Cwts.					
Raw (II. B)—										
TOTAL BRITISH EMPIRE	33	..	..	..	19	263	..		..	5[illegible]
Portuguese East Africa	..	..	..	..	7,144	..	..	..	..	[illegible],760
Germany	..	..	..	..	..	..	..	..	..	3
TOTAL FOREIGN COUNTRIES	..	..	..	..	7,144	..	..	..	..	82,760
Share of Bombay	..	..	..	..	*7,163*	..	..	..	..	*[illegible],[illegible]*
" *Madras*	*33*	..	..	..	..	*263*	..	..	..	3
" *Burma*	..	..	..	..	..	..	..	..	..	75
TOTAL	33	..	..	..	7,163	263	..	..	..	83,314
Manufactures—										
Asbestos packing (III. U)—										
United Kingdom (*including* Channel Islands)	—	—	—	—	—	4,72,876	3,43,447	1,91,613	2,13,281	2,03,158
Other British Possessions	—	—	—	—	—	415	2	172	285	[illegible]
TOTAL BRITISH EMPIRE	—	—	—	—	—	4,73,291	3,43,449	1,91,785	2,13,566	2,03,391
Germany	—	—	—	—	—	25,176	1,15,879	27,408	20,781	5,304
Belgium	—	—	—	—	—	9,947	11,338	5,886	4,008	2,000
Austria	—	—	—	—	—	..	2,513	4,312	8,685	2,000
Czechoslovakia	—	—	—	—	—	6,017	2,383	2,410	6,514	1,244
Japan	—	—	—	—	—	41,018	20,243	10,056	7,156	9,[illegible]70
United States of America—										
Via Atlantic Coast	—	—	—	—	—	12,506	9,061	7,553	1,711	141
" Pacific "	—	—	—	—	—	..	..	761	..	31
Other Foreign Countries	—	—	—	—	—	4,854	9,309	3,380	5,307	103
TOTAL FOREIGN COUNTRIES	—	—	—	—	—	1,01,103	1,71,504	62,341	54,467	21,[illegible]
Share of Bengal	—	—	—	—	—	*1,98,736*	*1,42,513*	*67,756*	*88,624*	*7[illegible],[illegible]*
" *Bombay*	—	—	—	—	—	*1,66,690*	*2,38,012*	*94,497*	*1,01,078*	*82,[illegible]46*
" *Sind*	—	—	—	—	—	*47,817*	*20,567*	*17,019*	*13,398*	*15,[illegible]9*
" *Madras*	—	—	—	—	—	*60,500*	*30,076*	*21,227*	*21,971*	*19,[illegible]4*
" *Burma*	—	—	—	—	—	*1,[illegible],23[illegible]*	*83,436*	*53,627*	*43,032*	*35,271*
TOTAL	—	—	—	—	—	5,74,399	5,15,043	2,54,126	2,08,003	2,24,894
Sheets, slates, etc., of asbestos cement (III. U)*	Cwts.	Cwts.	Cwts.	Cwts.	Cwts.					
United Kingdom (*including* Channel Islands)	—	—	—	—	2,096	—	—	—	—	3,35,039
Straits Settlements	—	—	—	—	..	—	—	—	—	40
TOTAL BRITISH EMPIRE	—	—	—	—	2,096	—	—	—	—	3,35,079
Belgium	—	—	—	—	2,066	—	—	—	—	1,88,719
Italy (*including* Fiume)	—	—	—	—	342	—	—	—	—	36,668
Yugoslavia (Kingdom of the Serbs-croats and the Slovenes)	—	—	—	—	518	—	—	—	—	46,[illegible]9
Other Foreign Countries	—	—	—	—	113	—	—	—	—	8,754
TOTAL FOREIGN COUNTRIES	—	—	—	—	3,039	—	—	—	—	[illegible],[illegible]9
Share of Bengal	—	—	—	—	*1,296*	—	—	—	—	*1,47,745*
" *Bombay*	—	—	—	—	*1,476*	—	—	—	—	*1,50,477*
" *Sind*	—	—	—	—	*1 086*	—	—	—	—	*1,50,[illegible]5*
" *Madras*	—	—	—	—	*819*	—	—	—	—	*97,659*
" *Burma*	—	—	—	—	*438*	—	—	—	—	*38,971*
TOTAL	—	—	—	—	*5,135*	—	—	—	—	6,15,[illegible]9

* Separately recorded from 1932-34.

No. 10—*continued*

ARTICLES, AND COUNTRIES OF CONSIGNMENT; ALSO SHARE OF EACH PROVINCE	Quantity					Value				
	1929-30	1930-31	1931-32	1932-33	1933-34	1929-30	1930-31	1931-32	1932-33	1933-34
						R	R	R	R	R
Asbestos—*continued*										
***Manufactures*—continued**										
Other manufactures (III, U)—										
United Kingdom (*including* Channel Islands)	—	—	—	—	—	16,94,857	14,37,198	9,24,518	7,33,143	5,84,466
Canada— *Vid* Atlantic Coast	—	—	—	—	—	7,048	4,601	2,722	6,668	1,190
Other British Possessions	—	—	—	—	—	2,353	2,634	1,734	1,200	370
TOTAL BRITISH EMPIRE	—	—	—	—	—	17,04,258	14,44,433	9,28,974	7,41,011	5,86,026
Germany	—	—	—	—	—	83,250	1,83,448	90,105	1,26,926	1,08,590
Netherlands	—	—	—	—	—	2,586	216	9,380	5,620	1,870
Belgium	—	—	—	—	—	2,79,989	2,22,794	38,562	48,537	2,031
France	—	—	—	—	—	9,456	10,020	5,374	10,537	164
Italy (*including* Fiume)	—	—	—	—	—	4,73,692	2,38,620	1,31,236	46,637	8,141
Austria	—	—	—	—	—	19,154	16,815	2,948	5,447	11,864
Czechoslovakia	—	—	—	—	—	8,105	10,121	4,834	936	242
Yugoslavia (Kingdom of the Serbs-Croats and Slovenes)	—	—	—	—	—	12,609	1,22,458	53,548	86,214	616
Japan	—	—	—	—	—	4,110	12,788	459	715	10,397
United States of America—										
Vid Atlantic Coast	—	—	—	—	—	78,981	50,068	23,003	19,551	30,617
„ Pacific „	—	—	—	—	—	837	3,714	..	..	186
Other Foreign Countries	—	—	—	—	—	3	..	7	2,308	139
TOTAL FOREIGN COUNTRIES	—	—	—	—	—	9,67,172	8,77,007	3,59,456	3,53,428	1,69,307
Share of Bengal	—	—	—	—	—	*10,71,404*	*6,99,911*	*5,12,110*	*3,91,258*	*3,34,378*
„ *Bombay*	—	—	—	—	—	*8,09,235*	*7,98,220*	*3,08,806*	*3,24,491*	*2,06,793*
„ *Sind*	—	—	—	—	—	*2,99,181*	*3,52,423*	*1,80,843*	*1,92,491*	*39,596*
„ *Madras*	—	—	—	—	—	*3,52,295*	*2,83,014*	*2,14,744*	*1,08,091*	*94,736*
„ *Burma*	—	—	—	—	—	*1,39,315*	*1,87,372*	*71,937*	*78,072*	*79,850*
TOTAL	—	—	—	—	—	26,71,430	23,21,440	12,88,430	10,94,439	7,55,333
***Total value of Asbestos manufactures*—**										
BRITISH EMPIRE	—	—	—	—	—	21,77,549	17,87,882	11,20,759	9,54,557	11,24,634
FOREIGN COUNTRIES	—	—	—	—	—	10,68,280	10,48,601	4,21,797	4,07,885	4,71,292
TOTAL	—	—	—	—	—	32,45,829	28,36,483	15,42,556	13,62,442	15,95,926
Baskets and Basketware (III, U)—										
United Kingdom (*including* Channel Islands)	—	—	—	—	—	5,236	8,709	4,009	764	11,452
Other British Possessions	—	—	—	—	—	5,361	8,150	6,215	2,910	2,322
TOTAL BRITISH EMPIRE	—	—	—	—	—	10,597	16,858	10,224	3,674	13,774
China (*exclusive* of Hong-kong and Macão)	—	—	—	—	—	1,993	6,512	2,879	769	1,193
Other Foreign Countries	—	—	—	—	—	7,495	3,742	3,818	1,950	1,654
TOTAL FOREIGN COUNTRIES	—	—	—	—	—	9,488	10,254	6,697	2,719	2,852
Share of Bengal	—	—	—	—	—	*4,752*	*9,418*	*2,768*	*615*	*3,451*
„ *Bombay*	—	—	—	—	—	*5,476*	*2,931*	*6,963*	*1,700*	*2,720*
„ *Sind*	—	—	—	—	—	*1,310*	*601*	*970*	*508*	*702*
„ *Madras*	—	—	—	—	—	*4,975*	*4,110*	*2,549*	*2,938*	*11,550*
„ *Burma*	—	—	—	—	—	*3,572*	*10,052*	*3,673*	*632*	*743*
TOTAL	—	—	—	—	—	20,085	27,112	16,921	6,393	16,626

No. 10—*continued*

ARTICLES, AND COUNTRIES OF CONSIGNMENT; ALSO SHARE OF EACH PROVINCE	Quantity					Value				
	1929-30	1930-31	1931-32	1932-33	1933-34	1929-30	1930-31	1931-32	1932-33	1933-34
						R	R	R	R	R
Belting for Machinery—										
Of Cotton (III. J)—										
United Kingdom (*including* Channel Islands)	—	—	—	—	—	12,17,123	8,12,218	4,59,825	5,00,467	4,09,403
Hongkong	—	—	—	—	—	..	10,776	627	..	..
Other British Possessions	—	—	—	—	—	3,813	902	2,039	4,837	1,249
TOTAL BRITISH EMPIRE	—	—	—	—	—	12,20,936	8,23,896	4,62,491	5,05,304	4,10,652
Germany	—	—	—	—	—	68,888	43,210	49,677	32,739	17,682
Belgium	—	—	—	—	—	719	8,304	2,555	2,911	2,882
Italy (*including* Fiume)	—	—	—	—	—	8,731	3,152	2,053	..	..
Japan	—	—	—	—	—	62	470	2,604	16,018	17,089
United States of America— *Vid* Atlantic Coast	—	—	—	—	—	17,831	12,881	16,391	30,988	18,815
„ Pacific „	—	—	—	—	—	1,660	456	..	110	..
Other Foreign Countries	—	—	—	—	—	3,275	2,679	2,102	5,255	3,701
TOTAL FOREIGN COUNTRIES	—	—	—	—	—	1,01,166	77,354	75,442	88,021	60,119
Share of Bengal	—	—	—	—	—	*7,63,676*	*4,99,614*	*2,17,145*	*3,25,941*	*2,79,230*
„ *Bombay*	—	—	—	—	—	*1,47,906*	*85,504*	*95,900*	*90,119*	*76,886*
„ *Sind*	—	—	—	—	—	*22,919*	*23,330*	*25,332*	*10,259*	*2,418*
„ *Madras*	—	—	—	—	—	*2,77,660*	*1,73,481*	*1,23,074*	*1,67,072*	*1,03,849*
„ *Burma*	—	—	—	—	—	*1,09,942*	*1,19,321*	*75,982*	*89,934*	*69,993*
TOTAL	—	—	—	—	—	13,22,102	9,01,250	5,37,933	6,83,325	5,30,771
Of Leather (III. J)—										
United Kingdom (*including* Channel Islands)	—	—	—	—	—	26,65,651	18,48,724	15,08,724	15,54,168	13,02,511
Other British Possessions	—	—	—	—	—	..	..	1,179	1,403	903
TOTAL BRITISH EMPIRE	—	—	—	—	—	26,65,651	18,48,724	15,09,903	15,55,560	13,03,413
Germany	—	—	—	—	—	63,024	35,612	55,986	1,18,724	33,103
Netherlands	—	—	—	—	—	82,631	82,224	88,450	79,108	47,194
Belgium	—	—	—	—	—	52,270	29,089	7,383	27,826	8,503
Switzerland	—	—	—	—	—	..	3,958	7,831	160	5,864
Italy (*including* Fiume)	—	—	—	—	—	..	6,715	10,245	6,619	14,544
Czechoslovakia	—	—	—	—	—	220	3,376	10,586	11,558	9,931
Japan	—	—	—	—	—	1,78,083	88,464	62,353	98,046	79,486
United States of America— *Vid* Atlantic Coast	—	—	—	—	—	9,41,598	7,59,947	8,35,185	7,09,881	7,80,418
„ Pacific „	—	—	—	—	—	..	259	..	201	..
Other Foreign Countries	—	—	—	—	—	2,978	2,432	7,991	6,525	10,211
TOTAL FOREIGN COUNTRIES	—	—	—	—	—	13,15,799	10 11,976	10,85,960	10,53,148	9,83,2 4
Share of Bengal	—	—	—	—	—	*10,69,474*	*6,76,855*	*3,76,376*	*4,94,106*	*4,03,749*
„ *Bombay*	—	—	—	—	—	*26,46,262*	*19,63,179*	*20,56,713*	*19,35,308*	*16,04,373*
„ *Sind*	—	—	—	—	—	*13,637*	*17,344*	*14,967*	*14,833*	*13,324*
„ *Madras*	—	—	—	—	—	*2,34,336*	*1,80,362*	*1,34,105*	*1,48,061*	*1,53,198*
„ *Burma*	—	—	—	—	—	*17,691*	*22,970*	*13,202*	*25,801*	*12,019*
TOTAL	—	—	—	—	—	39,81,450	28,60,700	25,95,863	26,08,714	22,86,667
Of other materials (including Coir) (III. J)—										
United Kingdom (*including* Channel Islands)		—	—	—	—	28,84,186	19,72,952	12,82,874	14,05,398	12,80,240
Straits Settlements	—	—	—	—	—	28,226	6,180	7,111	12,536	10,170
Hongkong	—	—	—	—	—	7,904	..	..	..	251
Canada— *Vid* Atlantic Coast	—	—	—	—	—	38,198	15,750	8,098	14,228	2,690
„ Pacific „	—	—	—	—	—	..	..	..	2,749	..
Other British Possessions	—	—	—	—	—	1,284	552	2,558	476	1,669
TOTAL BRITISH EMPIRE	—	—	—	—	—	29,59,858	19,95,734	13,00,641	14,34,897	12,95,025

No. 10—*continued*

ARTICLES, AND COUNTRIES OF CONSIGNMENT; ALSO SHARE OF EACH PROVINCE	Quantity					Value				
	1929-30	1930-31	1931-32	1932-33	1933-34	1929-30	1930-31	1931-32	1932-33	1933-34
						R	R	R	R	R
Belting for Machinery—*continued*										
***Of other materials (including coir) (III. J)*—continued**										
Germany	—	—	—	—	—	3,21,366	2,82,074	2,69,878	2,26,885	1,46,240
Belgium	—	—	—	—	—	38,507	37,599	15,571	11,856	9,441
Italy (*including* Fiume)	—	—	—	—	—	10,899	3,261	546	1,149	..
Japan	—	—	—	—	—	1,31,922	1,18,062	89,965	2,13,926	2,60,741
United States of America—										
Vid Atlantic Coast	—	—	—	—	—	1,96,633	1,18,817	1,49,764	78,986	58,928
„ Pacific „	—	—	—	—	—	54,761	43,384	47,237	23,127	15,320
Other Foreign Countries	—	—	—	—	—	3,129	1,622	3,915	3,010	7,675
TOTAL FOREIGN COUNTRIES	—	—	—	—	—	7,57,217	6,04,819	5,76,876	5,58,045	4,93,343
Share of Bengal	—	—	—	—	—	*14,45,005*	*10,82,661*	*7,01,936*	*8,14,847*	*7,46,075*
„ *Bombay*	—	—	—	—	—	*8,40,134*	*6,26,335*	*5,53,789*	*5,68,606*	*4,73,266*
„ *Sind*	—	—	—	—	—	*2,77,117*	*2,30,409*	*1,62,775*	*1,81,299*	*1,42,648*
„ *Madras*	—	—	—	—	—	*2,44,564*	*1,72,445*	*1,34,430*	*1,29,010*	*1,11,983*
„ *Burma*	—	—	—	—	—	*9,10,255*	*4,88,203*	*3,24,587*	*3,20,080*	*3,14,498*
TOTAL	—	—	—	—	—	37,17,075	26,00,053	18,77,517	19,93,842	17,88,370
***Total value of Belting for machinery*—**										
United Kingdom (*including* Channel Islands)	—	—	—	—	—	67,66,960	40,33,894	32,51,423	35,50,028	30,52,154
Straits Settlements	—	—	—	—	—	28,226	6,480	7,111	12,885	11,187
Hongkong	—	—	—	—	—	7,964	10,776	627	..	251
Canada—										
Vid Atlantic Coast	—	—	—	—	—	41,493	15,750	8,098	18,325	8,678
„ Pacific „	—	—	—	—	—	..	..	..	2,249	..
Other British Possessions	—	—	—	—	—	1,802	1,454	5,776	2,280	1,820
TOTAL BRITISH EMPIRE	—	—	—	—	—	68,46,445	46,68,354	32,73,035	35,85,767	30,69,090
Germany	—	—	—	—	—	4,53,278	3,60,890	3,75,541	3,73,348	1,96,975
Netherlands	—	—	—	—	—	82,631	83,017	88,460	79,901	47,194
Belgium	—	—	—	—	—	91,496	74,992	25,459	42,093	15,826
Switzerland	—	—	—	—	—	..	3,958	7,831	160	6,906
Italy (*including* Fiume)	—	—	—	—	—	19,630	13,128	12,844	7,768	14,544
Czechoslovakia		—	—	—	—	3,446	11,256	12,494	12,671	10,151
Java		—	—	—	—	..	..	..	..	5,231
Japan	—	—	—	—	—	3,05,067	2,01,996	1,54,982	3,27,990	3,56,316
United States of America—										
Vid Atlantic Coast	—	—	—	—	—	11,56,062	8,97,045	10,01,340	8,19,855	8,53,161
„ Pacific „	—	—	—	—	—	56,421	44,101	47,237	23,438	15,320
Other Foreign Countries	—	—	—	—	—	6,151	3,261	12,100	12 890	15,094
TOTAL FOREIGN COUNTRIES	—	—	—	—	—	21,74,182	16,03,649	17,38,278	17,00,116	15,36,718
Share of Bengal	—	—	—	—	—	*32,78,155*	*22,59,130*	*12,95,957*	*16,34,894*	*15,29,054*
„ *Bombay*	—	—	—	—	—	*36,14,301*	*26,75,018*	*27,06,402*	*25,84,033*	*21,54,525*
„ *Sind*	—	—	—	—	—	*3,13,673*	*2,71,083*	*2,03,574*	*1,86,396*	*1,58,259*
„ *Madras*	—	—	—	—	—	*7,56,609*	*5,26,278*	*3,91,609*	*4,44,743*	*3,67,430*
„ *Burma*	—	—	—	—	—	*10,37,889*	*6,30,494*	*4,13,771*	*4,35,813*	*3,96,510*
TOTAL	—	—	—	—	—	90,20,627	63,62,003	50,11,313	52,85,881	46,05,808

No. 10—*continued*

ARTICLES, AND COUNTRIES OF CONSIGNMENT; ALSO SHARE OF EACH PROVINCE	Quantity					Value				
	1929-30	1930-31	1931-32	1932-33	1933-34	1929-30	1930-31	1931-32	1932-33	1933-34
						R	R	R	R	R
Bobbins (III. U)—										
United Kingdom (*including* Channel Islands)	—	—	—	—	—	35,48,448	34,48,520	23,60,477	19,16,290	13,71,663
Other British Possessions	—	—	—	—	—	1,652	171	..	166	..
TOTAL BRITISH EMPIRE	—	—	—	—	—	35,50,100	34,48,701	23,60,477	19,16,450	13,71,663
Finland	—	—	—	—	—	5,748	28,053	32,086	32,211	18,344
Sweden	—	—	—	—	—	4,474	5,874	2,962	1,058	8,305
Germany	—	—	—	—	—	49,985	1,01,837	2,74,308	3,78,711	2,85,240
France	—	—	—	—	—	12,797	65,317	55,973	4,993	42
Spain	—	—	—	—	—	435	390	9,058	9,251	2,637
Switzerland	—	—	—	—	—	887	8,483	60	6,031	304
Italy (*including* Fiume)	—	—	—	—	—	11,472	18,556	46,020	18,400	14,034
Austria	—	—	—	—	—	7,189	20,126	23,025	10,172	9,809
Czechoslovakia	—	—	—	—	—	290	4,074	7,739	635	..
Japan	—	—	—	—	—	2,96,291	4,91,725	3,64,398	4,74,532	5,20,618
United States of America—										
Vid Atlantic Coast	—	—	—	—	—	41,267	2,060	13,826	..	..
Other Foreign Countries	—	—	—	—	—	6,998	3,794	518	3,696	..
TOTAL FOREIGN COUNTRIES	—	—	—	—	—	4,37,833	8,50,289	8,30,673	9,10,890	8,50,233
Share of Bengal	—	—	—	—	—	*11,43,491*	*7,26,395*	*3,54,121*	*3,41,422*	*3,46,454*
„ *Bombay*	—	—	—	—	—	*27,70,313*	*33,68,630*	*27,23,261*	*23,93,720*	*16,18,218*
„ *Sind*	—	—	—	—	—	*124*	..	..	..	..
„ *Madras*	—	—	—	—	—	*73,505*	*2,14,044*	*1,13,668*	*1 22,108*	*2,36,214*
„ *Burma*	—	—	—	—	—	..	*11*	..	..	..
TOTAL	—	—	—	—	—	39,87,933	42,99,080	31,91,050	28,67,340	22,30,886
Books, printed, and printed matter (*not being* stationery), *including* maps and charts (III. U)—	Cwts.	Cwts.	Cwts.	Cwts.	Cwts.					
United Kingdom (*including* Channel Islands)	31,445	26,442	23,638	21,290	23,420	60,95,660	51,51,446	43,59,261	38,96,412	41,99,055
Ceylon (*excluding* Maldives)	259	244	283	365	391	32,111	24,061	36,771	26,294	18,382
Straits Settlements	192	225	236	240	170	17,646	21,058	23,052	16,281	11,871
Hongkong	42	63	74	61	71	4,602	6,172	5,677	5,856	4,164
Canada—										
Vid Atlantic Coast	76	134	42	63	26	15,386	15,686	8,108	12,124	3,633
„ Pacific „	..	1	2	1	5	..	214	103	300	547
Commonwealth of Australia	88	59	56	48	83	9,732	14,667	8,232	8,462	13,041
Other British Possessions	35	29	65	36	27	5,532	3,307	5,513	5,228	2,688
TOTAL BRITISH EMPIRE	32,137	27,197	24,396	22,104	24,102	61,80,669	52,36,511	44,51,717	39,69,977	42,44,901
Sweden	34	24	36	30	56	3,531	1,929	3,445	3,761	8,064
Germany	2,372	2,184	1,493	1,173	1,000	1,99,265	1,56,527	1,78,333	1,18,831	1,18,409
Netherlands	235	266	207	147	118	21,271	32,012	25,855	11,677	20,255
Belgium	40	119	104	249	301	5,107	15,911	14,452	29,769	33,934
France	546	441	383	302	408	46,415	38,885	45,278	34,867	42,171
Switzerland	45	76	57	9	9	6,544	6,187	6,139	2,978	2,048
Italy (*including* Fiume)	122	140	92	103	61	16,014	11,940	10,261	15,569	7,779

No. 10—*continued*

ARTICLES, AND COUNTRIES OF CONSIGNMENT; ALSO SHARE OF EACH PROVINCE	QUANTITY					VALUE				
	1929-30	1930-31	1931-32	1932-33	1933-34	1929-30	1930-31	1931-32	1932-33	1933-34
Books, printed, and printed matter (*not being* stationery), *including* maps and charts (III. U)—*continued*						R	R	R	R	R
	Cwts.	Cwts.	Cwts.	Cwts.	Cwts.					
China (*exclusive* of Hongkong and Macão)	161	147	183	152	190	17,463	11,951	16,181	9,662	14,854
Japan	209	241	251	288	428	23,847	21,115	19,761	18,088	32,597
Egypt	220	253	145	321	264	28,377	23,640	16,978	29,985	28,758
United States of America—										
Vid Atlantic Coast	3,716	3,131	3,200	2,339	2,590	6,08,281	5,16,884	5,10,781	3,76,168	3,59,503
„ Pacific „	97	41	52	39	57	10,640	4,837	20,910	6,127	9,970
Other Foreign Countries	228	148	169	100	98	19,079	12,097	16,402	10,518	9,138
TOTAL FOREIGN COUNTRIES	8,085	7,211	6,371	5,252	5,609	10,01,234	8,54,804	8,86,716	6,67,700	6,87,583
Share of Bengal	*14,041*	*12,234*	*10,558*	*9,701*	*10,073*	*28,90,347*	*24,65,934*	*21,13,502*	*17,73,972*	*18,85,236*
„ *Bombay*	*17,699*	*14,310*	*13,193*	*11,395*	*12,541*	*27,16,015*	*22,04,581*	*20,44,074*	*18,95,198*	*20,22,114*
„ *Sind*	*1,101*	*781*	*882*	*816*	*864*	*2,36,594*	*1,60,280*	*1,63,146*	*1,56,154*	*1,51,967*
„ *Madras*	*4,878*	*4,634*	*4,064*	*3,727*	*4,436*	*10,19,440*	*9,75,928*	*7,72,080*	*6,19,186*	*6,59,630*
„ *Burma*	*2,503*	*2,449*	*2,070*	*1,717*	*1,897*	*3,19,507*	*2,94,742*	*2,45,631*	*1,93,167*	*2,13,667*
TOTAL	40,222	34,408	30,767	27,356	29,811	71,81,903	60,91,405	53,38,433	46,37,677	49,32,514
Boots and Shoes—										
All leather (III. A)—	Pairs	Pairs	Pairs	Pairs	Pairs					
United Kingdom (*including* Channel Islands)	313,250	172,904	108,903	107,156	101,803	16,70,135	9,69,035	5,02,659	5,32,556	5,25,744
Ceylon (*excluding* Maldives)	1,109	201	690	1,038	2,881	1,412	692	1,496	1,903	9,326
Straits Settlements	2,026	1,014	2,031	2,336	3,055	10,800	2,675	5,272	3,835	4,238
Hongkong	819	1,666	1,758	1,186	1,204	655	5,699	3,324	1,753	1,386
Other British Possessions	2,763	395	248	207	203	5,404	838	743	513	1,030
TOTAL BRITISH EMPIRE	320,447	176,180	114,525	111,918	107,646	16,88,406	9,79,839	6,03,494	5,40,560	5,41,780
Germany	12,335	4,986	7,211	21,618	22,677	86,924	39,141	38,078	78,171	85,178
Belgium	1,078	908	1,075	1,899	86	6,449	4,263	4,764	7,115	830
France	4,826	1,409	540	851	248	48,337	9,225	8,200	6,587	1,884
Switzerland	1,978	411	327	755	61	18,277	3,338	3,214	7,676	528
Italy (*including* Fiume)	4,083	4,528	70,848	173,061	51,354	31,406	33,440	2,38,400	4,64,373	1,46,892
Austria	3,777	1,595	4,180	2,245	454	41,408	17,231	31,062	20,567	1,815
Czechoslovakia	27,632	38,470	37,999	96,364	140,861	1,62,018	1,78,507	1,63,418	2,81,430	4,04,389
Iraq	770	234	123	134	3,528	719	410	399	206	6,208
Japan	6,625	3,663	1,560	14,316	21,264	7,722	[3,006	2,329	10,891	24,168
United States of America—										
Vid Atlantic Coast	41,681	40,086	3,346	175	87	43,707	19,858	5,370	1,716	678
„ Pacific „	1	8	..	10	7	12	16	..	46	16
Other Foreign Countries	1,104	1,153	2,339	1,504	703	4,652	6,629	6,234	2,731	1,285
TOTAL FOREIGN COUNTRIES	105,950	97,460	129,547	312,902	241,390	4,51,631	3,15,064	5,03,268	8,81,509	6,73,871
Share of Bengal	*59,946*	*43,135*	*53,069*	*254,658*	*193,101*	*3,97,333*	*2,08,869*	*3,02,555*	*7,35,484*	*5,82,219*
„ *Bombay*	*143,172*	*80,075*	*59,523*	*104,761*	*94,203*	*7,78,959*	*4,14,666*	*4,49,461*	*3,33,861*	*3,35,463*
„ *Sind*	*69,434*	*61,567*	*13,978*	*11,265*	*16,594*	*2,76,383*	*1,30,013*	*82,051*	*53,004*	[*69,419*
„ *Madras*	*17,124*	*5,988*	*6,447*	*6,288*	*9,513*	*1,24,620*	*58,334*	*32,600*	*21,180*	*38,977*
„ *Burma*	*106,721*	*74,875*	*46,055*	*47,938*	*36,325*	*5,62,743*	*4,53,021*	*2,39,795*	*2,38,540*	[*1,89,573*
TOTAL	426,397	273,640	244,072	424,910	349,036	21,40,037	12,94,903	11,06,762	14,22,069	13,15,651

No. 10—*continued*

ARTICLES, AND COUNTRIES OF CONSIGNMENT; ALSO SHARE OF EACH PROVINCE	QUANTITY					VALUE				
	1929-30	1930-31	1931-32	1932-33	1933-34	1929-30	1930-31	1931-32	1932-33	1933-34
						R	R	R	R	R
oots and Shoes—*continued*										
Rubber soled—										
With canvas uppers (III. A)—	Pairs	Pairs	Pairs	Pairs	Pairs					
United Kingdom (*including* Channel Islands)	193,268	28,265	19,861	9,211	10,791	3,40,775	59,829	18,297	14,859	14,189
Straits Settlements	64,166	48,661	115,294	46,124	38,272	74,869	53,206	72,907	25,964	16,248
Canada—										
Vid Atlantic Coast	542,619	70,184	1,056	..	1,421	10,30,992	1,55,373	2,148	..	1,654
,, Pacific ,,	2,087	..	..	..	..	4,597	..	..	..	..
Other British Possessions	80	151	5,496	3,768	1,889	326	104	3,372	3,791	1,204
TOTAL BRITISH EMPIRE	802,220	147,261	141,707	59,103	52,373	14,51,559	2,68,512	96,724	44,614	33,355
Poland (*including* Dantzig)	18,480	5,760	..	..	..	14,679	3,799	..	..	..
Germany	472,921	177,669	54,189	68,613	20,820	5,57,939	1,59,924	30,140	30,625	9,040
Belgium	11,089	1,648	64	..	..	16,848	2,289	107	..	..
France	18,152	268	..	..	..	19,204	331	..	..	..
Italy (*including* Fiume)	13,064	260	161,293	69,262	8,121	13,705	554	1,08,436	60,798	8,168
Austria	170,800	22,881	1,608	72	..	1,71,552	20,918	921	584	..
Czechoslovakia	7,097	7,448	7,979	137,014	22,801	13,036	13,580	10,763	79,195	26,872
China (*exclusive* of Hong-kong and Macão)	.	..	13,656	44	298	..	406	8,950	50	115
Japan	785,826	4,611,825	6,051,116	6,076,585	5,815,679	8,96,719	3,513,505	38,82,717	28,03,949	28,27,085
United States of America—										
Vid Atlantic Coast	480,057	63,208	3,588	1,491	864	9,59,313	1,30,856	13,274	8,297	2,470
Other Foreign Countries	1,782	672	296	2,099	6	3,519	651	512	1,771	11
TOTAL FOREIGN COUNTRIES	1,979,268	4,891,636	6,293,789	6,355,180	5,868,589	26,66,514	38,46,808	40,55,829	29,85,269	28,78,766
Share of Bengal	*996,004*	*2,227,534*	*3,453,894*	*3,221,292*	*3,487,184*	*17,52,809*	*15,59,901*	*21,36,117*	*14,66,007*	*16,83,378*
,, *Bombay*	*590,260*	*1,521,402*	*1,363,891*	*1,285,476*	*819,116*	*7,18,541*	*12,09,248*	*3,61,338*	*5,56,950*	*3,61,394*
,, *Sind*	*528,312*	*388,668*	*414,825*	*255,683*	*246,783*	*6,24,825*	*3,66,216*	*2,66,091*	*1,17,739*	*1,09,197*
,, *Madras*	*84,488*	*224,973*	*159,361*	*140,200*	*166,116*	*1,34,603*	*2,16,857*	*1,12,342*	*65,249*	*78,699*
,, *Burma*	*582,424*	*676,320*	*1,023,525*	*1,511,633*	*1,201,763*	*5,87,295*	*7,63,098*	*7,77,670*	*6,23,938*	*6,34,153*
TOTAL	2,781,488	5,038,897	6,435,496	6,414,283	5,920,962	41,18,073	41,15,320	41,52,553	30,20,883	29,07,121
With uppers of leather or other materials (III. A) (a)—	Pairs	Pairs	Pairs	Pairs	Pairs					
TOTAL BRITISH EMPIRE	—	—	1,247	885	1,259	—	—	2,129	3,167	2,012
Japan	—	—	129,714	35,054	103,431	—	—	68,656	23,723	75,745
Other Foreign Countries	—	—	721	6	52	—	—	481	8	161
TOTAL FOREIGN COUNTRIES	—	—	130,435	35,060	103,483	—	—	69,137	23,731	75,906
Share of Bengal	—	—	*124,713*	*6,252*	*74,826*	—	—	*65,141*	*7,054*	*54,949*
,, *Bombay*	—	—	*3,240*	*22,680*	*13,356*	—	—	*1,712*	*15,958*	*11,074*
,, *Sind*	—	—	*1,924*	*585*	*1,183*	—	—	*1,586*	*1,390*	*1,346*
,, *Madras*	—	—	*769*	*1,197*	*60*	—	—	*977*	*764*	*98*
,, *Burma*	—	—	*1,046*	*5,331*	*9,312*	—	—	*1,720*	*2,038*	*9,522*
TOTAL	—	—	131,682	35,945	103,742	—	—	71,736	26,926	77,918

(a) Separately recorded from 1931-32.

No. 10—*continued*

ARTICLES, AND COUNTRIES OF CONSIGNMENT; ALSO SHARE OF EACH PROVINCE	QUANTITY					VALUE				
	1929-30	1930-31	1931-32	1932-33	1933-34	1929-30	1930-31	1931-32	1932-33	1933-34
Boots and Shoes—*continued*			Pairs	Pairs	Pairs	R	R	R	R	R
All Rubber (III. A) (*a*)—										
United Kingdom (*including* Channel Islands)	—	—	8,434	76,133	2,746	—	—	8,089	38,235	5,491
Other British Possessions	—	—	678	577	1,116	—	—	720	643	1,407
TOTAL BRITISH EMPIRE	—	—	9,112	76,710	3,862	—	—	9,409	38,878	6,898
Japan	—	—	2,532,001	732,060	641,860	—	—	9,06,996	3,04,640	2,96,537
Other Foreign Countries	—	—	2,477	4,339	8,730	—	—	3,273	5,002	3,830
TOTAL FOREIGN COUNTRIES	—	—	2,534,478	736,399	650,590	—	—	9,10,269	3,09,642	3,00,367
Share of Bengal	—	—	*1,292,138*	*5,81,154*	*603,951*	—	—	*5,06,060*	*2,52,932*	*2,81,056*
„ *Bombay*	—	—	*646,572*	*1,16,820*	*21,216*	—	—	*1,83,927*	*49,046*	*11,752*
„ *Sind*	—	—	*37,310*	*2,821*	*374*	—	—	*20,053*	*1,375*	*157*
„ *Madras*	—	—	*104,556*	*17,886*	*15,116*	—	—	*36,672*	*7,346*	*8,688*
„ *Burma*	—	—	*463,014*	*94,428*	*10,795*	—	—	*1,72,966*	*37,821*	*5,552*
TOTAL	—	—	2,543,500	8,13,109	654,452	—	—	9,10,078	3,48,520	3,07,265
Of other materials (III. A)—	Pairs	Pairs	Pairs	Pairs	Pairs					
United Kingdom (*including* Channel Islands)	127,773	43,774	15,321	13,065	12,031	2,17,402	85,301	39,583	32,705	32,368
Straits Settlements	15,912	27,142	8,188	2,811	1,046	14,756	13,038	3,662	1,562	1,033
Hongkong	4,055	8,605	13,259	4,076	3,190	3,844	5,815	5,031	2,753	1,493
Other British Possessions	1,617	28	286	410	699	4,631	80	232	62	325
TOTAL BRITISH EMPIRE	149,957	79,549	37,054	20,962	18,466	2,40,723	1,05,134	48,508	37,082	35,219
Germany	60,471	21,014	1,271	1,748	1,565	82,613	20,290	4,276	4,323	4,073
Belgium	3,656	960	406	274	424	9,062	3,240	1,811	1,230	1,879
France	3,762	830	885	442	4	18,260	5,588	8,510	3,275	51
Switzerland	1,287	663	1,178	814	274	5,025	4,023	6,009	2,948	1,860
Italy (*including* Fiume)	2,164	1,594	47,083	1,01,821	11,330	5,112	2,801	93,084	1,85,297	17,848
Austria	11,731	9,278	220	..	..	40,648	8,778	635	..	..
Czechoslovakia	12,374	15,386	16,918	32,124	213,277	36,130	38,347	61,974	99,868	163,139
China (*exclusive* of Hongkong and Macão)	1,800	3,104	8,708	1,182	1,122	2,149	2,809	5,533	1,134	1,021
Japan	3,251,282	5,473,765	19,852	33,745	38,417	20,38,017	31,99,083	11,765	13,479	17,498
United States of America—*Vid* Atlantic Coast	15,769	778	32	2	2	37,628	1,837	180	2	6
„ Pacific „	1	..	..	..	..	18	..	..	..	..
Other Foreign Countries	136	1,070	146	659	104	268	890	117	1,036	112
TOTAL FOREIGN COUNTRIES	3,403,523	5,528,442	97,658	172,811	266,588	22,82,439	32,89,282	1,93,844	3,12,592	2,07,507
Share of Bengal	*1,754,945*	*3,432,436*	*68,771*	*123,793*	*222,710*	*13,47,004*	*21,46,546*	*1,19,640*	*2,08,964*	*1,61,954*
„ *Bombay*	*747,734*	*669,548*	*25,618*	*38,199*	*21,971*	*4,21,161*	*3,27,648*	*81,961*	*1,08,323*	*43,933*
„ *Sind*	*22,138*	*28,941*	*3,133*	*3,579*	*14,347*	*42,232*	*33,275*	*8,036*	*9,252*	*9,579*
„ *Madras*	*123,137*	*171,926*	*8,456*	*4,270*	*13,241*	*1,08,552*	*1,01,747*	*10,167*	*5,781*	*13,256*
„ *Burma*	*375,526*	*1,304,340*	*28,734*	*23,432*	*12,785*	*6,04,213*	*7,85,200*	*22,549*	*17,354*	*9,004*
TOTAL	3,563,480	5,607,991	134,712	193,273	285,054	25,23,162	33,94,416	2,42,352	3,49,674	2,42,726
Total Boots and Shoes—	Pairs	Pairs	Pairs	Pairs	Pairs					
United Kingdom (*including* Channel Islands)	634,291	244,043	163,249	206,854	128,538	22,28,402	11,15,065	6,60,849	6,21,329	5,79,666
Ceylon (*excluding* Maldives)	1,359	342	800	1,048	3,571	1,882	770	1,670	1,916	10,578
Straits Settlements	83,004	76,817	127,357	51,857	43,062	1,00,425	69,819	82,864	32,085	22,516
Hongkong	4,074	10,295	20,702	9,201	5,966	4,409	11,550	11,873	8,395	6,610
Canada—Vid Atlantic Coast	546,596	70,187	1,080	2	1,553	10,39,540	1,55,913	2,174	10	2,193
„ Pacific „	2,087	..	..	..	..	4,597	..	..	..	..
Other British Possessions	313	406	457	616	924	1,343	868	834	566	901
TOTAL BRITISH EMPIRE	1,272,024	402,090	303,645	269,578	183,606	33,80,688	13,53,485	7,60,264	6,64,301	6,19,264

(*a*) Separately recorded from 1931-32.

No. 10—*continued*

ARTICLES, AND COUNTRIES OF CONSIGNMENT; ALSO SHARE OF EACH PROVINCE	QUANTITY					VALUE				
	1929-30	1930-31	1931-32	1932-33	1933-34	1929-30	1930-31	1931-32	1932-33	1933-34
Boots and Shoes—*concluded*										
***Total Boots and Shoes*—contd.**	Pairs	Pairs	Pairs	Pairs	Pairs	R	R	R	R	R
Poland (*including* Dants'g)	18,480	6,336	..	..	211	14,679	4,224	..	..	198
Germany	551,727	203,669	68,932	93,085	45,858	7,27,476	2,19,355	74,165	1,14,250	99,245
Netherlands	2,149	836	388	1,482	20	6,604	5,431	2,711	2,669	134
Belgium	15,823	3,616	1,607	2,173	510	33,259	9,792	6,088	8,348	2,709
France	26,740	2,507	1,533	1,487	261	85,801	15,144	17,092	9,962	1,958
Switzerland	3,265	1,074	1,505	1,069	335	23,902	7,901	9,213	10,624	2,408
Italy (*including* Fiume)	19,311	6,382	280,324	644,172	71,296	50,223	30,885	4,40,204	7,10,495	1,73,241
Austria	219,308	33,754	6,512	2,327	454	2,59,608	46,922	34,209	21,161	1,815
Czechoslovakia	47,103	61,310	63,036	268,462	376,994	2,11,193	2,30,434	2,36,422	4,64,157	5,94,472
Iraq	802	306	485	283	10,797	789	470	921	359	8,639
China (*exclusive* of Hong-kong and Macao)	2,551	3,858	24,079	2,345	1,947	2,808	3,804	17,387	2,772	1,717
Japan	4,043,738	10,089,258	8,734,243	6,891,760	6,619,651	29,42,458	67,16,494	48,72,493	31,56,682	32,41,033
United States of America—										
Vid Atlantic Coast	537,507	104,072	7,161	1,674	900	10,40,648	1,52,551	19,813	10,047	3,173
„ Pacific „	2	8	..	11	7	30	16	..	48	16
Other Foreign Countries	240	657	502	1,662	330	1,046	1,671	1,496	1,172	659
TOTAL FOREIGN COUNTRIES	5,488,741	10,517,538	9,185,907	7,611,942	7,129,640	54,00,584	74,51,154	57,32,377	45,12,743	41,31,417
Share of Bengal	*2,870,895*	*5,708,105*	*5,022,585*	*4,187,149*	*4,681,772*	*36,97,145*	*39,16,316*	*31,29,808*	*26,70,441*	*27,64,816*
„ *Bombay*	*1,481,166*	*2,271,325*	*2,148,844*	*1,567,835*	*977,862*	*19,18,661*	*19,81,562*	*15,78,359*	*11,13,838*	*7,52,616*
„ *Sind*	*619,884*	*479,176*	*476,170*	*273,913*	*278,586*	*9,43,440*	*5,29,504*	*3,76,916*	*1,92,760*	*1,89,727*
„ *Madras*	*224,749*	*405,537*	*279,579*	*169,841*	*204,046*	*3,67,776*	*3,76,938*	*1,92,758*	*1,00,120*	*1,39,948*
„ *Burma*	*1,564,671*	*2,056,035*	*1,562,374*	*1,682,762*	*1,270,980*	*20,54,251*	*20,01,319*	*12,14,760*	*11,09,682*	*8,97,334*
TOTAL	6,761,365	10,920,528	9,489,552	7,881,520	7,313,246	87,81,272	88,04,639	64,92,641	51,77,011	47,50,681
Bristles and Fibre for brushes and brooms (II. S)—	Cwts.	Cwts.	Cwts.	Cwts.	Cwts.					
United Kingdom (*including* Channel Islands)	75	57	175	177	13	9,824	5,164	7,755	9,106	2,913
Other British Possessions	140	132	46	68	106	1,910	1,644	670	1,191	779
TOTAL BRITISH EMPIRE	215	189	221	245	119	11,734	6,808	8,425	10,297	3,692
Belgium	115	41	50	40	21	5,502	1,961	1,603	1,602	836
Other Foreign Countries	43	42	29	31	28	2,824	2,607	1,522	1,714	2,238
TOTAL FOREIGN COUNTRIES	158	83	79	71	49	8,426	4,568	3,125	3,316	3,074
Share of Bengal	*217*	*147*	*149*	*196*	*104*	*13,613*	*7,041*	*5,146*	*7,177*	*3,469*
„ *Bombay*	*51*	*43*	*137*	*99*	*43*	*3,852*	*3,484*	*5,396*	*4,943*	*2,461*
„ *Sind*	*47*	*32*	*14*	*21*	*21*	*2,376*	*1,501*	*508*	*779*	*836*
„ *Madras*	*58*	*50*	..	..	..	*321*	*330*	..	..	..
TOTAL	373	272	300	316	168	20,160	11,376	11,550	13,909	6,766
Brushes and Brooms—										
***Brushes*—**	Dozens	Dozens	Dozens	Dozens	Dozens					
Paint and varnish brushes (III. U)—										
United Kingdom (*including* Channel Islands)	36,371	22,698	19,180	25,554	23,783	2,35,785	1,54,619	1,14,417	1,24,163	1,21,678
Other British Possessions	47	21	120	64	1	240	112	602	161	4
TOTAL BRITISH EMPIRE	36,418	22,719	19,300	25,618	23,784	2,36,025	1,54,731	1,15,019	1,24,324	1,21,682

No. 10—*continued*

ARTICLES, AND COUNTRIES OF CONSIGNMENT; ALSO SHARE OF EACH PROVINCE	QUANTITY					VALUE				
	1929-30	1930-31	1931-32	1932-33	1933-34	1929-30	1930-31	1931-32	1932-33	1933-34
						R	R	R	R	R
Brushes and Brooms—*contd.*										
Brushes—continued										
Paint and varnish brushes—*continued.*	Dozens	Dozens	Dozens	Dozens	Dozens					
Germany	38,142	34,797	31,764	52,593	39,192	60,463	60,268	63,934	83,984	66,870
Italy (*including* Fiume)	3,286	2,160	3,279	1,097	1,485	10,580	7,988	9,856	1,866	1,394
Austria	11,068	5,407	3,097	4,042	5,405	19,803	14,060	6,510	4,559	6,736
Other Foreign Countries	2,053	4,391	537	13,039	10,536	7,406	2,879	1,016	2,250	2,522
TOTAL FOREIGN COUNTRIES	54,549	46,755	38,677	71,371	56,618	98,252	85,145	81,316	92,659	77,572
Share of Bengal	*13,954*	*16,948*	*6,135*	*21,973*	*19,361*	*77,794*	*69,204*	*43,359*	*69,087*	*62,110*
,, *Bombay*	*39,683*	*21,559*	*22,069*	*28,547*	*20,433*	*1,09,001*	*82,379*	*65,829*	*61,001*	*49,727*
,, *Sind*	*17,476*	*18,544*	*15,692*	*21,256*	*22,720*	*61,475*	*42,575*	*40,803*	*52,782*	*44,667*
,, *Madras*	*13,643*	*9,083*	*10,497*	*16,773*	*12,087*	*52,217*	*29,751*	*32,184*	*32,126*	*27,691*
,, *Burma*	*6,311*	*3,340*	*3,584*	*5,440*	*5,771*	*33,310*	*15,367*	*14,170*	*11,977*	*14,859*
TOTAL	90,967	69,474	57,977	96,989	80,372	3,34,297	2,39,776	1,96,345	2,16,973	1,99,054
Toilet Brushes (III. U)—	Dozens	Dozens	Dozens	Dozens	Dozens					
United Kingdom (*including* Channel Islands)	6,777	4,347	7,547	22,507	26,082	51,606	36,199	47,608	1,12,956	1,42,567
Hongkong	2,168	9,594	7,212	8,276	3,066	2,699	6,246	3,259	4,708	2,161
Other British Possessions	56	1,034	210	286	120	126	1,564	442	543	172
TOTAL BRITISH EMPIRE	9,001	14,975	14,969	31,069	29,868	54,431	44,009	51,309	1,18,207	1,44,920
Germany	81,128	78,815	60,361	96,574	56,054	1,52,768	1,36,929	1,17,490	2,08,694	1,19,859
France	2,122	1,698	1,164	85	37	6,653	6,324	2,116	467	265
Czechoslovakia	2,435	2,181	1,195	1,520	739	6,934	5,498	3,221	3,972	2,076
Japan	128,036	131,440	94,897	267,888	112,255	73,433	66,426	53,228	1,21,386	57,538
United States of America—										
Vid Atlantic Coast	33,781	43,184	23,152	33,984	20,905	2,73,015	3,12,789	1,71,612	2,51,158	1,16,133
,, Pacific ,,	..	60	..	..	..	1	492	..	..	..
Other Foreign Countries	5,034	4,389	4,567	2,042	1,018	6,823	5,384	4,037	4,578	2,257
TOTAL FOREIGN COUNTRIES	252,536	261,767	185,336	402,093	191,008	5,19,627	5,34,842	3,51,734	5,90,255	2,98,128
Share of Bengal	*77,059*	*97,324*	*60,020*	*187,687*	*82,956*	*1,53,360*	*1,75,697*	*1,06,510*	*2,36,522*	*1,11,507*
,, *Bombay*	*112,579*	*86,555*	*95,527*	*129,721*	*70,909*	*2,15,671*	*1,92,025*	*1,59,555*	*2,44,641*	*1,76,636*
,, *Sind*	*15,235*	*16,495*	*16,692*	*45,966*	*18,883*	*89,702*	*81,617*	*61,508*	*1,09,963*	*69,745*
,, *Madras*	*11,640*	*10,798*	*9,687*	*18,213*	*10,704*	*57,848*	*49,122*	*38,069*	*56,110*	*40,630*
,, *Burma*	*45,024*	*65,260*	*18,379*	*51,575*	*37,625*	*57,477*	*80,390*	*37,101*	*61,226*	*44,510*
TOTAL	261,537	276,742	200,305	433,162	220,876	5,74,058	5,76,851	4,03,043	7,08,462	4,43,048
Other Brushes (III. U)—	Dozens	Dozens	Dozens	Dozens	Dozens					
United Kingdom (*including* Channel Islands)	33,488	27,366	23,870	29,189	44,141	2,31,217	1,96,177	1,41,014	1,54,796	2,08,149
Other British Possessions	982	895	1,594	5,032	1,096	1,633	1,737	1,065	2,476	1,499
TOTAL BRITISH EMPIRE	34,470	28,261	25,464	34,221	45,237	2,32,850	1,97,914	1,42,079	1,57,272	2,09,648
Germany	55,727	38,570	22,911	42,631	56,227	1,00,449	69,592	48,853	62,807	92,650
Belgium	4,727	1,894	1,001	428	962	9,660	3,310	2,062	988	2,822
Austria	7,484	1,174	4,013	6,155	3,764	10,503	1,850	5,137	5,598	2,998
Hungary	136	583	91	100	1,066	791	2,424	217	668	5,101
Czechoslovakia	5,261	3,070	1,491	472	398	11,258	5,668	4,652	3,307	1,235
Japan	79,347	47,034	58,126	99,305	107,635	52,511	41,474	35,416	75,661	92,305
United States of America—										
Vid Atlantic Coast	6,033	2,317	1,980	2,294	5,333	49,069	20,504	19,728	17,809	39,065
,, Pacific ,,	..	..	2	1	..	..	2	4	11	..
Other Foreign Countries	5,639	7,622	2,613	2,816	3,268	6,797	3,736	4,265	4,194	8,329
TOTAL FOREIGN COUNTRIES	164,344	102,264	92,227	154,202	178,653	2,41,038	1,48,560	1,20,934	1,71,043	2,45,403

No. 10—*continued*

ARTICLES AND COUNTRIES OF CONSIGNMENT; ALSO SHARE OF EACH PROVINCE	QUANTITY					VALUE				
	1929-30	1930-31	1931-32	1932-33	1933-34	1929-30	1930-31	1931-32	1932-33	1933-34
Brushes and Brooms—*contd.*										
***Brushes*—continued**						R	R	R	R	R
Other brushes—*contd.*	Dozens	Dozens	Dozens	Dozens	Dozens					
Share of Bengal	*68,265*	*39,381*	*40,421*	*30,127*	*38,849*	*1,49,917*	*1,09,074*	*77,880*	*60,456*	*94,636*
„ *Bombay*	*91,878*	*62,616*	*59,622*	*120,921*	*138,679*	*2,20,821*	*1,51,201*	*1,31,882*	*1,97,891*	*2,51,220*
„ *Sind*	*3,997*	*4,678*	*2,843*	*10,884*	*13,463*	*14,792*	*15,348*	*15,852*	*22,814*	*36,130*
„ *Madras*	*16,201*	*13,295*	*10,177*	*11,410*	*19,463*	*50,632*	*43,688*	*27,500*	*24,067*	*50,129*
„ *Burma*	*18,473*	*10,555*	*4,623*	*15,171*	*13,446*	*37,726*	*27,163*	*10,549*	*23,087*	*22,888*
TOTAL	198,814	130,525	117,691	188,513	223,900	4,73,888	3,46,474	2,63,613	3,28,315	4,55,053
***Brooms (III. U)*—**	Dozens	Dozens	Dozens	Dozens	Dozens					
United Kingdom (*including* Channel Islands)	1,846	1,239	1,428	960	1,011	24,157	15,178	10,287	10,509	9,326
Straits Settlements	52,820	53,916	78,639	53,234	48,006	21,097	19,741	16,970	14,369	14,432
Hongkong	1,227	2,056	1,951	920	1,523	4,038	5,166	4,038	2,136	3,262
Other British Possessions	190	218	160	409	359	383	357	264	627	363
TOTAL BRITISH EMPIRE	56,083	57,429	82,178	55,523	51,409	50,275	40,442	31,554	27,641	27,384
TOTAL FOREIGN COUNTRIES	811	369	308	289	2,082	1,831	1,942	3,161	1,499	1,560
Share of Bengal	*873*	*254*	*113*	*371*	*447*	*11,929*	*2,864*	*1,776*	*3,182*	*3,225*
„ *Bombay*	*455*	*205*	*1,080*	*128*	*105*	*4,999*	*2,161*	*4,794*	*980*	*899*
„ *Sind*	*313*	*207*	*224*	*173*	*160*	*4,192*	*2,595*	*2,471*	*1,867*	*817*
„ *Madras*	*228*	*264*	*268*	*554*	*426*	*1,783*	*1,000*	*1,619*	*2,254*	*1,746*
„ *Burma*	*55,025*	*56,868*	*80,801*	*54,586*	*52,444*	*29,203*	*33,764*	*24,055*	*20,857*	*22,766*
TOTAL	56,894	57,798	82,486	55,812	53,581	52,106	42,384	34,715	29,140	28,944
***Total Brushes and Brooms*—**	Dozens	Dozens	Dozens	Dozens	Dozens					
United Kingdom (*including* Channel Islands)	78,482	55,650	52,025	78,210	95,587	5,42,745	4,02,078	3,13,936	4,02,414	4,61,520
Straits Settlements	52,888	55,096	79,549	58,096	49,212	21,316	21,705	18,227	16,779	14,778
Federated Malay States	..	9,594	..	..	..	..	6,248	2	..	..
Hongkong	4,355	2,722	2,961	2,677	4,077	8,843	6,120	7,796	7,303	8,930
Other British Possessions	247	322	376	448	582	697	852	610	988	1,211
TOTAL BRITISH EMPIRE	135,972	123,384	141,911	146,431	150,358	5,73,601	4,36,996	3,40,571	4,27,484	5,08,434
Germany	175,021	152,355	115,256	191,909	151,505	3,13,703	2,68,156	2,32,421	3,56,585	2,79,616
Belgium	5,811	2,444	2,226	428	1,312	10,861	4,397	3,366	988	2,106
France	2,355	1,757	1,333	189	603	7,882	6,506	2,730	851	3,270
Italy (*including* Fiume)	6,887	3,898	7,048	2,968	4,366	15,762	10,069	13,904	6,462	5,075
Austria	20,727	7,871	7,444	10,714	9,636	33,352	17,765	12,234	11,373	11,081
Hungary	136	1,334	523	160	1,066	791	3,716	1,058	912	3,101
Czechoslovakia	7,890	5,251	2,686	1,992	1,237	18,960	11,166	7,878	7,279	3,923
Japan	208,130	181,490	153,506	330,846	230,391	1,26,906	1,09,971	89,702	1,96,779	1,51,856
United States of America—*Vid* Atlantic Coast	40,171	45,687	25,155	36,403	26,292	3,25,092	3,34,225	1,91,953	2,69,277	1,56,253
„ Pacific „	..	62	2	1	..	11	539	4	11	..
Other Foreign Countries	5,102	9,006	1,309	2,435	1,953	7,338	8,780	1,900	2,939	1,402
TOTAL FOREIGN COUNTRIES	472,240	411,155	316,548	628,045	428,361	8,60,748	7,70,489	5,57,145	8,55,456	6,22,665
Share of Bengal	*160,051*	*153,907*	*106,849*	*242,158*	*141,612*	*3,93,000*	*3,56,839*	*2,29,526*	*3,59,247*	*2,71,828*
„ *Bombay*	*244,595*	*171,245*	*178,258*	*279,317*	*230,126*	*5,50,492*	*4,27,766*	*3,62,810*	*5,04,513*	*4,78,498*
„ *Sind*	*37,021*	*39,904*	*35,451*	*78,279*	*55,216*	*1,70,161*	*1,42,134*	*1,20,636*	*1,47,424*	*1,51,369*
„ *Madras*	*41,712*	*33,440*	*30,629*	*46,950*	*42,479*	*1,62,436*	*1,23,561*	*99,172*	*1,14,587*	*1,20,196*
„ *Burma*	*124,832*	*136,023*	*107,398*	*126,773*	*109,216*	*1,58,216*	*1,57,184*	*85,875*	*1,17,147*	*1,04,423*
TOTAL	608,212	534,539	459,459	774,476	578,719	14,34,349	12,07,485	8,97,716	12,82,490	11,26,099

No. 10—*continued*

ARTICLES, AND COUNTRIES OF CONSIGNMENT; ALSO SHARE OF EACH PROVINCE	QUANTITY					VALUE				
	1929-30	1930-31	1931-32	1932-33	1933-34	1929-30	1930-31	1931-32	1932-33	1933-34
						R	R	R	R	R
Building and Engineering materials *other than* of iron, steel or wood—										
Asphalt (II. B) —	Tons	Tons	Tons	Tons	Tons					
United Kingdom (*including* Channel Islands)	1,972	1,536	496	848	1,908	2,44,551	1,78,051	55,126	1,01,558	1,84,605
Aden and Dependencies	..	..	138	..	..	..	..	10,660	..	..
Ceylon (*excluding* Maldives)	2	288	45	..	60	370	49,108	3,058	..	4,462
Straits Settlements	490	..	..	..	..	41,535	..	..	..	..
British West India Islands (*excluding* Bahamas)	734	..	780	130	..	75,738	..	66,398	11,952	..
Canada— *Vid* Atlantic Coast	100	..	..	..	25	10,455	..	..	..	5,388
Other British Possessions	..	..	1	..	81	..	..	106	3	4,857
TOTAL BRITISH EMPIRE	3,298	1,824	1,410	978	2,074	3,72,649	2,27,159	1,35,343	1,13,513	1,99,247
Germany	58	27	514	921	85	3,422	2,547	45,205	66,105	7,851
Netherlands	1,989	4,574	7,210	1,300	2	1,66,774	4,12,475	569,301	93,533	163
Belgium	481	674	1	..	2	40,764	52,520	52	12	3,872
Portugal (*including* Madeira and Azores)	..	..	..	132	..	..	..	..	13,245	..
Iraq	2,705	2,644	..	..	14	1,29,482	1,35,212	7	5	799
Egypt	9,706	11,601	12,368	9,231	12,475	8,62,878	8,98,946	869,364	5,72,127	7,44,287
United States of America—										
Vid Atlantic Coast	4,084	6,036	5,171	6,813	7,188	4,51,625	6,39,377	410,704	5,77,988	4,17,774
„ Pacific „	8,000	4,542	888	3,897	7,951	7,96,044	4,68,240	90,646	3,36,827	5,14,010
Mexico	..	..	..	15,357	5,968	..	..	..	9,30,636	3,17,668
Other Foreign Countries	..	6	18	7	14	..	874	2,794	814	1,033
TOTAL FOREIGN COUNTRIES	27,093	30,104	26,170	37,458	33,700	24,50,989	26,10,891	19,88,068	25,91,292	20,07,408
Share of Bengal	*12,453*	*10,735*	*8,794*	*14,382*	*10,315*	*11,88,992*	*10,39,720*	*7,02,530*	*10,48,948*	*7,42,627*
„ *Bombay*	*9,764*	*12,299*	*10,049*	*12,152*	*8,876*	*8,63,919*	*10,08,125*	*7,72,905*	*8,41,194*	*5,21,510*
„ *Sind*	*1,950*	*2,131*	*4,049*	*5,315*	*7,411*	*1,70,013*	*1,80,376*	*2,94,571*	*3,47,287*	*4,05,990*
„ *Madras*	*1,217*	*2,302*	*2,591*	*2,787*	*4,624*	*1,25,514*	*2,19,276*	*2,04,098*	*2,02,942*	*2,61,095*
„ *Burma*	*5,007*	*4,461*	*3,097*	*3,820*	*4,548*	*4,76,200*	*3,90,553*	*1,49,062*	*2,64,434*	*2,75,433*
TOTAL	30,391	31,928	27,580	38,436	35,774	28,23,638	28,38,050	21,28,406	27,04,805	22,06,655
***Bricks*—**										
Bricks (*other than* firebricks) (III. U)—	No.	No.	No.	No.	No.					
United Kingdom (*including* Channel Islands)	84,712	17,063	18,124	34,956	22,745	27,899	3,931	4,720	18,336	5,652
Other British Possessions	840	24	..	..	2,350	140	3	..	..	166
TOTAL BRITISH EMPIRE	85,552	17,087	18,124	34,956	25,095	28,039	3,934	4,720	18,336	5,818
Germany	30,200	4,000	4,800	8,000	3,762	7,486	535	601	1,271	1,755
Other Foreign Countries	8,512	..	560	6	..	339	..	283	12	..
TOTAL FOREIGN COUNTRIES	38,712	4,000	5,360	8,006	3,762	7,827	535	884	1,283	1,755
Share of Bengal	*2,146*	*4,207*	*5,036*	*18,424*	*6,908*	*2,819*	*1,109*	*1,297*	*3,948*	*2,196*
„ *Bombay*	*13,161*	*5,032*	*360*	..	*4,066*	*4,384*	*1,769*	*272*	..	*1,774*
„ *Sind*	*30,200*	..	..	*400*	*12*	*7,483*	..	..	*221*	*27*
„ *Madras*	*31,705*	*112*	*2,250*	*9,632*	*9,350*	*18,504*	*193*	*383*	*1,442*	*3,666*
„ *Burma* §	*47,052*	*11,636*	*15,838*	*14,436*	*8,621*	*2,671*	*1,398*	*3,652*	*14,011*	*1,971*
TOTAL	124,264	21,087	23,484	42,962	28,857	35,366	4,469	5,004	19,619	7,573

No. 10—*continued*

ARTICLES, AND COUNTRIES OF CONSIGNMENT; ALSO SHARE OF EACH PROVINCE	QUANTITY					VALUE				
	1929-30	1930-31	1931-32	1932-33	1933-34	1929-30	1930-31	1931-32	1932-33	1933-34
Building and Engineering materials, *other than* of iron, steel or wood—*continued*						R	R	R	R	R
Firebricks (III. U) —	No.	No.	No.	No.	No.					
United Kingdom (*including* Channel Islands)	1,197,009	1,114,817	713,281	470,564	689,799	2,88,432	2,23,848	1,31,987	92,790	1,30,308
Other British Possessions	2,012	..	56	450	933	652	..	74	105	217
TOTAL BRITISH EMPIRE	1,199,021	1,114,817	713,337	471,014	690,732	2,89,084	2,23,848	1,32,011	92,901	1,30,525
Germany	22,083	78	..	12,684	3,874	5,880	200	..	2,715	7,999
Netherlands	14,195	..	..	..	..	12,167	..	..	..	..
Italy (*including* Fiume)	187,081	81	..	..	..	1,75,342	11	..	..	..
Austria	20,252	..	..	..	..	7,172	..	..	..	..
Other Foreign Countries	2,124	5,337	13,964	544	8,314	2,713	2,799	6,482	149	1,318
TOTAL FOREIGN COUNTRIES	245,735	5,491	13,964	13,228	12,188	2,03,274	3,010	6,482	2,864	9,317
Share of Bengal	*368,513*	*34,707*	*6,988*	*21,785*	*16,940*	*2,61,309*	*24,031*	*4,265*	*5,734*	*5,631*
,, *Bombay*	*302,352*	*159,724*	*235,000*	*114,709*	*86,627*	*83,647*	*49,956*	*54,205*	*47,148*	*35,216*
,, *Sind*	*35,385*	*33,014*	*12,208*	*2,466*	*11,931*	*7,370*	*6,066*	*3,068*	*514*	*3,430*
,, *Madras*	*84,524*	*126,378*	*60,947*	*50,411*	*60,876*	*37,728*	*25,837*	*12,868*	*5,652*	*12,302*
,, *Burma*	*653,982*	*766,485*	*412,158*	*294,871*	*526,546*	*1,02,304*	*1,20,968*	*63,487*	*46,923*	*52,563*
TOTAL	1,444,756	1,120,308	727,301	484,242	702,920	4,92,358	2,20,858	1,38,493	95,765	1,39,842
Cement—										
Portland (III. U)—	Tons	Tons	Tons	Tons	Tons					
United Kingdom (*including* Channel Islands)	80,809	61,761	44,552	33,257	31,036	44,48,616	34,42,605	24,10,716	15,87,469	12,97,165
Ceylon (*excluding* Maldives)	187	87	87	233	48	12,320	6,508	2,451	9,583	2,218
Straits Settlements	121	203	160	141	68	7,192	12,691	8,108	7,303	3,412
Other British Possessions	17	112	.	1	..	1,000	4,550	10	24	..
TOTAL BRITISH EMPIRE	81,134	62,163	44,749	33,632	31,147	44,69,128	34,66,414	24,21,285	16,04,329	13,02,799
Norway	695	560	243	372	64	28,838	28,526	13,030	14,940	2,500
Denmark	2,685	1,337	2,136	1,762	752	1,11,948	58,328	86,423	66,067	22,205
Germany	4,932	3,077	1,258	772	178	2,19,305	1,45,009	55,504	34,430	7,878
Netherlands	130	94	17	..	366	5,509	4,571	720	..	8,938
Belgium	3,550	1,850	821	226	19	1,47,290	78,614	34,946	10,603	1,507
Italy (*including* Fiume)	3,822	1,148	1,340	11	83	1,29,326	41,076	51,606	359	3,107
Austria	1,710	452	20	..	..	64,698	14,026	863	..	23
Czechoslovakia	384	137	30	..	..	13,113	4,980	1,181	..	..
Jugo-Slavia (Kingdom of the Serbs-Croats and Slovenes)	1,822	1,944	6,627	4,703	3,945	70,577	78,564	2,18,647	1,44,988	1,02,265
Japan	18,720	36,783	28,976	36,772	27,373	6,85,920	12,84,221	9,15,248	8,00,609	5,58,331
United States of America—										
Via Atlantic Coast	318	148	123	61	92	40,751	19,741	14,572	8,622	8,199
Other Foreign Countries	28	47	61	31	12	1,584	1,754	6,399	1,769	534
TOTAL FOREIGN COUNTRIES	28,296	47,577	41,647	46,710	32,884	15,18,859	17,55,314	14,29,479	10,82,448	7,15,481
Share of Bengal	*26,799*	*22,908*	*11,688*	*13,424*	*10,641*	*13,47,352*	*9,12,310*	*4,28,278*	*3,53,136*	*3,24,070*
,, *Bombay*	*6,098*	*7,644*	*9,438*	*12,074*	*6,941*	*2,37,266*	*2,96,179*	*3,51,853*	*2,95,009*	*2,01,497*
,, *Sind*	*4,077*	*1,145*	*2,014*	*3,726*	*6,434*	*1,37,012*	*52,362*	*1,04,134*	*69,167*	*1,24,162*
,, *Madras*	*35,127*	*31,954*	*32,296*	*29,286*	*23,629*	*18,59,513*	*15,41,691*	*14,69,964*	*12,05,[illegible]*	*2,35,298*
,, *Burma*	*43,329*	*46,929*	*29,969*	*21,832*	*16,334*	*3,36,314*	*24,12,306*	*11,24,575*	*7,79,049*	*5,23,114*
TOTAL	119,430	109,740	86,305	80,342	64,031	59,87,487	52,21,724	39,50,724	[illegible]	20,16,271

No. 10—*continued*

ARTICLES, AND COUNTRIES OF CONSIGNMENT; ALSO SHARE OF EACH PROVINCE	Quantity					Value				
	1929-30	1930-31	1931-32	1932-33	1933-34	1929-30	1930-31	1931-32	1932-33	1933-34
Building and Engineering materials, *other than* of iron, steel or wood—*continued*						R	R	R	R	R
***Cement*—continued**										
Other kinds (III, U)—	Tons	Tons	Tons	Tons	Tons					
United Kingdom (*including* Channel Islands)	821	1,407	607	1,031	1,032	2,46,149	1,63,186	1,12,754	1,18,747	1,18,145
Canada—										
Vid Atlantic Coast	19	11	..	10	28	4,796	3,708	..	2,572	6,821
Other British Possessions	6	25	25	26	..	969	1,870	1,125	1,504	152
TOTAL BRITISH EMPIRE	846	1,443	632	1,067	1,060	2,51,914	1,68,764	1,13,879	1,22,913	1,25,118
Sweden	2	10	1	..	..	1,178	5,679	814	..	..
Germany	156	6	20	6	5	22,814	2,885	3,757	1,195	1,172
Netherlands	36	41	21	21	30	11,528	13,168	6,057	5,161	5,711
Belgium	2	26	7	19	86	427	1,186	1,269	1,810	8,331
France	294	73	81	169	113	19,864	4,977	5,341	11,843	7,428
Italy (*including* Fiume)	2	86	58	45	68	125	5,296	3,051	2,509	5,941
Japan	1	7	22	502	112	79	612	2,120	8,914	5,210
United States of America—										
Vid Atlantic Coast	535	561	351	454	407	80,354	74,216	52,207	47,867	36,791
„ Pacific „	..	2	232	..	1	79	1,521	21,895	..	334
Other Foreign Countries	3	7	1	4	2	575	790	207	304	524
TOTAL FOREIGN COUNTRIES	1,031	819	789	1,220	824	1,37,023	1,10,330	96,218	80,453	71,442
Share of Bengal	*342*	*684*	*566*	*1,124*	*805*	*98,442*	*82,669*	*76,120*	*67,591*	*64,299*
„ *Bombay*	*200*	*414*	*86*	*445*	*215*	*62,183*	*34,665*	*13,651*	*40,311*	*22,109*
„ *Sind*	*584*	*416*	*483*	*458*	*674*	*1,34,915*	*54,482*	*50,414*	*45,519*	*69,317*
„ *Madras*	*300*	*139*	*135*	*55*	*93*	*52,482*	*30,208*	*21,667*	*19,695*	*20,794*
„ *Burma*	*151*	*609*	*151*	*205*	*97*	*40,915*	*77,070*	*48,245*	*40,250*	*30,041*
TOTAL	1,877	2,262	1,421	2,287	1,884	3,88,937	2,79,094	2,10,097	2,03,366	1,96,560
***Total Cement*—**	Tons	Tons	Tons	Tons	Tons					
United Kingdom (*including* Channel Islands)	81,630	63,168	45,159	34,288	32,068	46,94,765	36,05,791	25,23,470	17,06,216	14,15,310
Ceylon (*excluding* Maldives)	191	111	56	245	48	12,951	8,358	3,224	10,460	2,355
Straits Settlements	123	204	166	155	62	7,509	12,771	8,458	7,970	3,422
Canada—										
Vid Atlantic Coast	19	11	..	10	28	4,796	3,708	..	2,572	6,821
Other British Possessions	17	112	..	1	..	1,011	4,556	12	24	..
TOTAL BRITISH EMPIRE	81,980	63,606	45,381	34,699	32,207	47,21,042	36,35,178	25,35,164	17,27,242	14,27,908
Sweden	2	10	1	10	..	1,178	5,679	814	405	..
Norway	695	560	243	372	64	28,838	28,526	13,030	14,940	2,500
Denmark	2,686	1,338	2,137	1,762	753	1,12,194	58,546	86,600	66,087	22,406
Germany	5,088	3,083	1,273	778	183	2,42,119	1,48,794	59,261	36,425	9,045
Netherlands	166	135	38	21	396	17,037	17,739	6,777	5,161	14,649
Belgium	3,552	1,870	828	245	105	1,47,717	79,804	36,215	12,416	9,838
France	321	75	81	169	113	21,412	5,101	5,342	11,845	7,428
Italy (*including* Fiume)	3,324	1,234	1,393	56	151	1,29,451	46,372	54,657	2,917	9,048
Austria	1,712	458	20	4	..	65,027	14,588	563	289	22
Czechoslovakia	384	137	30	..	..	13,113	4,980	1,161	..	..
Jugo-Slavia (Kingdom of the Serbs-Croats-Slovenes)	1,823	1,944	6,627	4,703	3,946	70,577	73,564	2,18,647	1,44,938	1,02,556
Japan	18,721	36,790	28,998	30,274	27,485	6,85,999	12,84,833	9,47,368	8,09,613	5,63,541
United States of America— Vid Atlantic Coast	853	709	474	515	499	1,21,105	93,957	67,079	56,480	44,990
„ Pacific „	..	2	274	..	1	79	1,521	27,378	..	334
Other Foreign Countries	1	45	19	21	12	36	1,640	745	1,377	566
TOTAL FOREIGN COUNTRIES	39,327	48,396	42,436	47,930	33,708	16,55,882	18,65,644	15,25,657	11,62,901	7,86,923
Share of Bengal	*29,141*	*33,592*	*12,354*	*14,548*	*11,486*	*14,46,294*	*9,94,979*	*5,04,398*	*4,10,727*	*3,98,369*
„ *Bombay*	*6,298*	*8,058*	*9,524*	*13,519*	*7,156*	*3,49,439*	*3,30,944*	*3,66,504*	*3,35,320*	*2,23,566*
„ *Sind*	*4,961*	*1,561*	*3,497*	*4,184*	*7,103*	*3,21,927*	*1,06,344*	*1,54,548*	*1,14,676*	*1,53,419*
„ *Madras*	*35,487*	*31,193*	*32,431*	*29,341*	*23,732*	*18,31,995*	*15,71,679*	*14,62,551*	*12,39,641*	*8,56,392*
„ *Burma*	*45,480*	*67,598*	*30,111*	*32,037*	*16,433*	*23,77,269*	*24,96,376*	*15,72,820*	*7,99,879*	*5,53,055*
TOTAL	121,307	112,002	87,817	82,629	65,915	63,76,924	55,00,822	40,60,821	28,90,143	22,14,831

No. 10—*continued*

ARTICLES, AND COUNTRIES OF CONSIGNMENT; ALSO SHARE OF EACH PROVINCE	Quantity					Value				
	1929-30	1930-31	1931-32	1932-33	1933-34	1929-30	1930-31	1931-32	1932-33	1933-34
						R	R	R	R	R
Building and Engineering materials *other than* of iron, steel or wood—*continued*										
***Chalk and lime*, excluding *French Chalk* (*III. U*)—**	Cwts.	Cwts.	Cwts.	Cwts.	Cwts.					
United Kingdom (*including* Channel Islands)	28,743	19,938	26,488	28,921	26,881	53,176	42,340	48,229	50,288	55,604
Aden and Dependencies	9	3,200	..	..	..	38	5,105	..	..	..
Other British Possessions	12	61	..	31	24	60	308	..	151	77
TOTAL BRITISH EMPIRE	28,764	23,199	26,488	28,952	26,905	53,274	47,753	48,229	50,434	55,681
Belgium	1,687	1,817	2,074	920	14,372	4,111	4,598	4,269	2,887	24,221
Japan	70	5	5	25	2,701	1,765	105	93	223	9,474
Other Foreign Countries	27	719	183	929	1,279	109	1,441	1,309	2 847	4,136
TOTAL FOREIGN COUNTRIES	1,784	2,541	2,262	1,874	18,352	5,985	6,130	5,671	5,457	37,831
Share of Bengal	*26,001*	*19,458*	*21,804*	*25,402*	*18,342*	*42,337*	*31,539*	*33,587*	*36,565*	*33,320*
,, *Bombay*	*2,293*	*473*	*1,822*	*1,065*	*10,874*	*5,697*	*1,137*	*3,979*	*3,059*	*21,479*
,, *Sind*	*2*	*515*	*9*	*28*	*8,203*	*15*	*918*	*93*	*445*	*13,764*
,, *Madras*	*622*	*364*	*456*	*224*	*1,763*	*3,771*	*2,319*	*2,459*	*1,441*	*6,207*
,, *Burma*	*1,630*	*4,930*	*4,659*	*4,107*	*6,075*	*7,489*	*17,986*	*13,852*	*13,781*	*18,248*
TOTAL	30,548	25,740	28,750	30,826	45,257	59,259	53,892	53,900	55,891	93,512
***Clay* (*III. U*)—**	Cwts.	Cwts.	Cwts.	Cwts.	Cwts.					
United Kingdom (*including* Channel Islands)	26,536	24,330	16,567	12,147	13,429	73,684	61,059	43,465	31,902	32,592
Other British Possessions	7	--	..	22	..	35	--	..	107	13
TOTAL BRITISH EMPIRE	26,543	24,330	16,567	12,169	13,429	73,719	61,059	43,465	32,009	32,605
United States of America—										
Vid Atlantic Coast	760	559	66	101	365	2,882	2,768	957	1,563	1,356
,, Pacific ,,	..	--	..	1,094	936	..	..	..	10,654	6,362
Other Foreign Countries	108	168	134	458	272	1,975	1,245	4,030	4,354	1,490
TOTAL FOREIGN COUNTRIES	868	727	200	1,653	1,573	4,857	4,013	4,987	16,571	9,208
Share of Bengal	*3,204*	*1,447*	*299*	*2,050*	*3,005*	*12,097*	*5,834*	*1,264*	*10 934*	*12,511*
,, *Bombay*	*5,910*	*3,101*	*5,523*	*3,146*	*2,761*	*20,767*	*9,059*	*20,103*	*10,930*	*7,476*
,, *Sind*	*2,946*	*2,845*	*2,024*	*503*	*81*	*6,841*	*6,456*	*4,649*	*3,263*	*278*
,, *Madras*	*2,144*	*3,906*	*2,061*	*1,709*	*1,938*	*6,582*	*12,844*	*6,518*	*5,714*	*5,901*
,, *Burma*	*13,207*	*13,758*	*6,860*	*6,409*	*7,157*	*31,939*	*30,879*	*15,918*	*15,726*	*15,753*
TOTAL	27,411	25,057	16,767	13,822	15,002	78,576	65,072	48,452	48,590	41,813
***Hides* (*III. U*)—**	No.	No.	No.	No.	No.					
United Kingdom (*including* Channel Islands)	5,442,776	2,379,818	2,424,475	1,784,851	1,834,571	5,81,607	3,01,855	2,44,196	1,81,523	2,15,512
Other British Possessions	13,596	48,948	55,172	1,403	3,907	2,547	3,797	1,527	758	860
TOTAL BRITISH EMPIRE	5,456,372	2,428,766	2,479,647	1,786,254	1,838,478	5,84,154	3,05,652	2,45,723	1,82 281	2,16,372
Germany	1,447,766	966,752	612,991	586,696	95,333	1,47,125	85,247	47,197	4 044	8 685
Netherlands	226,900	126,080	339,715	95,045	18,000	20,045	8,467	20,731	7,665	1 678
Belgium	4,929,177	2,733,593	2,313,303	974,845	738,752	5,48,086	2,86,466	2,91,871	1,54,478	1,30,280
France	1,869,896	1,832,901	991,195	538,437	457,624	1,16,303	1,17,548	78,239	41,959	31,166
Italy (*including* Fiume)	5,616,011	2,455,099	1,791,850	1,222,375	759,255	8,04,989	5,19,882	3,62,753	4,15,019	2,66,229
Austria	..	27,758	69,616	2,900	2	..	2,343	33 338	4,064	1
Japan	783,679	683,936	1,566,948	5,004,925	9,619,835	1,26,520	92,715	1,90,416	3,85,719	5,21,826
Other Foreign Countries	109,430	37,902	16,752	72,236	59,678	11,496	4,439	2,708	4,555	5,610
TOTAL FOREIGN COUNTRIES	14,982,859	8,864,021	7,702,370	8,547,509	11,778,479	17,74,554	11,67,097	10,27,273	10,63,618	9,64,534

No. 10—*continued*

ARTICLES, AND COUNTRIES OF CONSIGNMENT; ALSO SHARE OF EACH PROVINCE	QUANTITY					VALUE				
	1929-30	1930-31	1931-32	1932-33	1933-34	1929-30	1930-31	1931-32	1932-33	1933-34
						R	R	R	R	R
Building and Engineering materials, *other than* of iron, steel or wood—*continued*										
***Tiles (III. U)*—continued**	No.	No.	No.	No.	No.					
Share of Bengal . .	*2,409,449*	*1,933,973*	*1,389,604*	*1,342,915*	*2,221,744*	*5,57,572*	*3,79,785*	*2,62,569*	*2,82,833*	*2,99,609*
,, *Bombay* . .	*14,810,655*	*6,671,267*	*6,482,586*	*6,434,665*	*8,870,147*	*13,13,288*	*7,13,742*	*6,78,917*	*6,62,981*	*6,28,520*
,, *Sind* . . .	*714,798*	*493,251*	*556,507*	*1,109,706*	*1,391,850*	*98,685*	*82,675*	*70,979*	*1,18,305*	*1,10,008*	
,, *Madras* . .	*1,161,119*	*1,186,067*	*1,015,835*	*1,048,295*	*738,910*	*1,61,147*	*1,52,692*	*1,30,638*	*1,27,774*	*93,080*
,, *Burma* . .	*1,283,210*	*1,008,229*	*837,395*	*398,253*	*394,366*	*2,28,016*	*1,43,855*	*1,29,903*	*54,006*	*49,708*
TOTAL .	20,439,231	11,292,787	10,182,017	10,333,763	13,616,957	23,58,708	14,72,749	12,73,006	12,45,899	11,80,925
***Other kinds (III. U)*—**	Cwts.	Cwts.	Cwts.	Cwts.	Cwts.					
United Kingdom (*including* Channel Islands) . .	41,931	25,030	21,182	23,794	22,933	5,72,414	4,08,733	367,570	3,81,258	3,30,721
Ceylon (*excluding* Maldives) .	..	..	..	..	27,619	..	..	..	..	5,857
Other British Possessions .	34,913	27,088	25,162	21,503	503	8,405	7,267	6,137	10,423	6,221
TOTAL BRITISH EMPIRE .	76,844	52,118	46,344	45,297	51,055	5,80,819	4,16,000	3,73,707	3,91,681	3,42,299
Germany	211	992	7,899	155	94	2,882	17,083	62,196	2,472	1,723
Belgium	450	287	1	2,881	700	5,588	10,275	7	24,561	2,753
France	2,172	13	17	4	5	14,872	6,841	2,699	2,834	229
Italy (*including* Fiume) .	51,980	34,164	19,203	13,748	7,860	2,56,914	1,58,605	1,02,252	1,01,215	57,139
Austria	..	11	..	201	2,029	..	30	..	1,511	14,918
Siam	..	..	..	560	..	..	..	..	7,264	..
Japan	..	..	..	138	817	1	..	..	1,682	8,089
Egypt	..	..	4,138	..	7	..	..	13,853	..	20
United States of America—Vid Atlantic Coast . .	19,666	15,028	4,641	5,533	5,856	2,53,266	1,61,485	98,539	93,218	88,827
,, Pacific ,, . .	9,950	5,468	2,111	2,787	2,453	94,741	53,862	19,479	36,614	30,366
Other Foreign Countries .	2,907	328	634	2,936	731	9,861	2,674	1,678	11,545	3,477
TOTAL FOREIGN COUNTRIES .	87,342	56,291	38,644	28,943	20,552	6,38,125	4,10,305	3,00,703	2,82,916	2,07,541
Share of Bengal . . .	*80,438*	*46,491*	*38,118*	*32,314*	*28,804*	*6,76,070*	*4,28,598*	*3,32,431*	*3,32,744*	*3,32,010*
,, *Bombay* . .	*19,494*	*12,371*	*7,179*	*7,140*	*8,502*	*2,20,490*	*99,628*	*58,291*	*1,60,776*	*1,04,316*
,, *Sind* . . .	*7,759*	*3,012*	*1,180*	*3,194*	*1,335*	*80,728*	*54,755*	*37,721*	*18,532*	*25,497*
,, *Madras* . .	*18,245*	*12,891*	*8,397*	*9,318*	*4,502*	*1,90,898*	*1,46,293*	*1,17,230*	*98,014*	*54,583*
,, *Burma* . .	*38,250*	*33,644*	*30,114*	*22,274*	*28,464*	*60,758*	*97,037*	*78,737*	*14,329*	*33,436*
TOTAL .	164,186	108,409	84,988	74,240	71,607	12,18,944	8,26,305	6,74,410	6,74,397	5,49,840
Total value of Building and Engineering materials, other than of iron, steel or wood—										
United Kingdom (*including* Channel Islands) .	—	—	—	—	—	65,36,528	48,25,608	34,18,719	25,63,672	23,79,804
Aden and Dependencies .	—	—	—	—	—	38	5,105	10,660	..	..
Ceylon (*excluding* Maldives)	—	—	—	—	—	18,290	62,737	10,968	14,491	13,080
Straits Settlements . .	—	—	—	—	—	51,980	13,969	8,473	8,815	5,148
Canada—Vid Atlantic Coast . .	—	—	—	—	—	19,087	3,708	..	6,840	15,259
,, Pacific ,, . .	—	—	—	—	—	..	..	1,294	..	..
British West India Islands (*excluding* Bahamas) .	—	—	—	—	—	75,738	..	66,898	11,95	..
Other British Possessions .	—	—	—	—	—	1,119	9,456	1,861	2,41	6,756
TOTAL BRITISH EMPIRE .	—	—	—	—	—	67,02,780	49,20,583	35,18,868	26,08,197	24,10,497

No. 10—*continued*

ARTICLES, AND COUNTRIES OF CONSIGNMENT: ALSO SHARE OF EACH PROVINCE	Quantity					Value				
	1929-30	1930-31	1931-32	1932-33	1933-34	1929-30	1930-31	1931-32	1932-33	1933-34
						R	R	R	R	R
Building and Engineering materials, *other than* of iron, steel or wood—*concluded*										
***Total value of Building and Engineering materials, other than of iron, steel or wood*—contd.**										
Sweden	—	—	—	—	—	7,184	5,940	3,356	1,942	906
Norway	—	—	—	—	—	28,838	25,526	13,030	14,940	3,003
Denmark	—	—	—	—	—	1,13,072	61,647	90,968	66,087	23,583
Germany	—	—	—	—	—	4,09,102	2,55,054	2,17,055	1,62,372	41,045
Netherlands	—	—	—	—	—	2,16,023	4,38,977	5,97,271	1,10,446	19,260
Belgium	—	—	—	—	—	7,46,266	4,33,658	3,32,414	1,93,928	1,70,970
France	—	—	—	—	—	1,82,712	1,29,261	86,328	55,788	89,019
Portugal (*including* Azores and Madeira)	—	—	—	—	—	..	..	..	13,245	..
Italy (*including* Fiume)	—	—	—	—	—	15,66,719	7,85,804	5,19,692	5,23,509	3,82,486
Austria	—	—	—	—	—	72,199	16,961	33,901	5,884	14,045
Czechoslovakia	—	—	—	—	—	16,291	5,555	3,879	3,668	1,087
Jugo-Slavia (Kingdom of the Serbs-Croats and Slovenes)	—	—	—	—	—	70,577	75,361	2,15,647	1,50,842	1,02,556
Iraq	—	—	—	—	—	1,32,770	1,35,258	7	5	804
Siam	—	—	—	—	—	..	..	..	7,965	353
Japan	—	—	—	—	—	8,14,298	13,77,744	11,39,153	11,97,260	11,03,763
Egypt	—	—	—	—	—	5,62,890	8,98,957	8,83,207	5,72,127	7,44,592
United States of America—*Vid* Atlantic Coast	—	—	—	—	—	8,32,135	8,98,498	5,79,580	7,29,258	5,56,992
„ Pacific „	—	—	—	—	—	3,93,401	5,24,323	1,37,834	3,84,075	5,51,072
Mexico	—	—	—	—	—	..	..	1,866	9,30,686	3,17,668
Other Foreign Countries	—	—	—	—	—	7,016	3,060	1,526	2,975	389
TOTAL FOREIGN COUNTRIES	—	—	—	—	—	67,41,493	60,67,634	48,59,724	51,28,902	40,24,494
Share of Bengal	—	—	—	—	—	*41,87,540*	*29,05,589*	*15,92,641*	*21,52,230*	*18,26,973*
„ *Bombay*	—	—	—	—	—	*23,61,551*	*33,14,360*	*19,55,176*	*20,52,013*	*15,43,836*
„ *Sind*	—	—	—	—	—	*6,93,067*	*4,38,090*	*5,66,159*	*6,05,243*	*7,42,307*
„ *Madras*	—	—	—	—	—	*24,36,439*	*21,31,128*	*19,36,745*	*16,72,524*	*12,91,664*
„ *Burma*	—	—	—	—	—	*23,76,896*	*22,99,052*	*20,27,371*	*12,23,089*	*10,30,161*
TOTAL	—	—	—	—	—	1,84,44,273	1,09,88,217	83,78,092	77,35,099	64,54,991
Buttons of all sorts—										
***Metal (III. U)*—**										
United Kingdom (*including* Channel Islands)	—	—	—	—	—	1,15,524	48,253	63,878	59,530	1,05,246
Other British Possessions	—	—	—	—	—	150	22	74	303	54
TOTAL BRITISH EMPIRE	—	—	—	—	—	1,15,674	48,275	63,952	59,833	1,05,300
Germany	—	—	—	—	—	4,18,188	2,16,757	2,13,608	3,65,178	3,28,975
France	—	—	—	—	—	3,524	4,746	403	36,342	1,787
Italy (*including* Fiume)	—	—	—	—	—	4,346	8,136	9,646	12,180	12,926
Austria	—	—	—	—	—	10,903	4,399	4,009	7,902	7,281
Czechoslovakia	—	—	—	—	—	3,51,179	3,27,177	3,10,520	4,11,205	3,74,378
Japan	—	—	—	—	—	2,401	3,632	436	12,158	76,037
United States of America—*Vid* Atlantic Coast	—	—	—	—	—	1,03,319	55,425	30,711	41,390	46,506
„ Pacific „	—	—	—	—	—	..	..	..	..	722
Other Foreign Countries	—	—	—	—	—	1,520	866	2,946	367	1,133
TOTAL FOREIGN COUNTRIES	—	—	—	—	—	8,95,380	6,21,138	5,72,281	8,86,723	8,49,145
Share of Bengal	—	—	—	—	—	*3,93,416*	*1,46,049*	*1,51,344*	*2,77,300*	*2,32,043*
„ *Bombay*	—	—	—	—	—	*3,58,935*	*3,86,743*	*3,74,589*	*3,17,520*	*3,46,963*
„ *Sind*	—	—	—	—	—	*27,557*	*16,068*	*29,388*	*26,128*	*51,192*
„ *Madras*	—	—	—	—	—	*1,67,346*	*96,529*	*67,110*	*99,172*	*61,823*
„ *Burma*	—	—	—	—	—	*54,772*	*44,024*	*23,[illegible]*	*26,[illegible]*	*42,724*
TOTAL	—	—	—	—	—	10,11,054	6,69,412	6,3[illegible],233	9,4[illegible]	9,[illegible],145

No. 10—*continued*

ARTICLES, AND COUNTRIES OF CONSIGNMENT; ALSO SHARE OF EACH PROVINCE	Quantity					Value				
	1929-30	1930-31	1931-32	1932-33	1933-34	1929-30	1930-31	1931-32	1932-33	1933-34
						R	R	R	R	R
Buttons of all sorts—*continued*										
Other sorts (III. U)—										
United Kingdom (*including* Channel Islands)	—	—	—	—	—	63,974	32,903	28,209	41,882	43,246
Hongkong		—	—	—	—	712	8,999	359	83	195
Other British Possessions	—	—	—	—	—	393	201	79	13	183
TOTAL BRITISH EMPIRE	—	—	—	—	—	65,079	42,103	28,647	41,978	43,624
Poland (*including* Dantzig)	—	—	—	—	—	..	..	..	..	8,163
Germany	—	—	—	—	—	1,53,731	1,06,089	56,308	58,248	60,424
Belgium	—	—	—	—	—	7,691	5,280	2,263	742	546
France	—	—	—	—	—	35,708	25,314	35,481	35,053	9,633
Italy (*including* Fiume)	—	—	—	—	—	5,98,385	2,96,915	3,23,903	5,52,120	3,53,230
Austria	—	—	—	—	—	17,274	2,477	602	223	620
Czechoslovakia	—	—	—	—	—	1,72,073	81,598	46,656	66,394	1,00,322
China (*exclusive* of Hongkong and Macão)	—	—	—	—	—	740	19,036	433	237	13
Japan	—	—	—	—	—	8,26,747	5,32,839	4,23,887	7,11,586	6,04,505
United States of America—										
Vid Atlantic Coast	—	—	—	—	—	3,710	3,857	4,141	6,401	749
„ Pacific „	—	—	—	—	—	..	..	..	182	..
Other Foreign Countries	—	—	—	—	—	3,942	1,257	319	2,598	686
TOTAL FOREIGN COUNTRIES	—	—	—	—	—	18,20,001	10,75,562	8,94,088	14,33,803	11,39,251
Share of Bengal	—	—	—	—	—	*6,95,802*	*4,84,807*	*3,84,166*	*5,98,655*	*3,89,603*
„ *Bombay*	—	—	—	—	—	*5,44,203*	*2,28,260*	*2,49,903*	*3,81,453*	*3,53,485*
„ *Sind*	—	—	—	—	—	*3,16,136*	*1,92,690*	*1,83,715*	*3,07,246*	*1,92,439*
„ *Madras*	—	—	—	—	—	*77,507*	*30,420*	*28,808*	*40,260*	*59,581*
„ *Burma*	—	—	—	—	—	*2,51,432*	*1,81,488*	*71,143*	*1,48,167*	*1,87,767*
TOTAL	—	—	—	—	—	18,85,080	11,17,665	9,17,735	14,75,781	11,82,875
Total value of Buttons of all sorts—										
United Kingdom (*including* Channel Islands)	—	—	—	—	—	1,79,498	81,156	87,087	1,01,412	1,48,492
Hongkong	—	—	—	—	—	712	9,001	366	197	217
Other British Possessions	—	—	—	—	—	543	221	146	212	215
TOTAL BRITISH EMPIRE	—	—	—	—	—	1,80,753	90,378	87,599	1,01,811	1,48,924
Poland (*including* Dantzig)	—	—	—	—	—	..	..	..	..	8,163
Germany	—	—	—	—	—	5,71,919	3,22,846	2,70,006	4,23,426	3,88,499
Belgium	—	—	—	—	—	7,601	6,144	3,393	912	1,132
France	—	—	—	—	—	89,282	80,060	85,884	71,895	11,420
Italy (*including* Fiume)	—	—	—	—	—	6,02,781	3,05,051	3,33,549	5,64,309	3,66,165
Austria	—	—	—	—	—	28,177	6,876	4,611	8,125	7,901
Czechoslovakia	—	—	—	—	—	5,23,252	4,08,775	3,57,176	4,77,500	4,75,000
China (*exclusive* of Hongkong and Macão)	—	—	—	—	—	1,534	19,936	1,228	282	18
Japan	—	—	—	—	—	8,29,148	5,36,471	4,24,323	7,23,749	6,80,602
United States of America—										
Vid Atlantic Coast	—	—	—	—	—	1,07,029	59,282	34,852	47,797	47,246
„ Pacific „	—	—	—	—	—	..	..	..	182	722
Other Foreign Countries	—	—	—	—	—	4,668	1,259	1,347	2,750	1,528
TOTAL FOREIGN COUNTRIES	—	—	—	—	—	27,15,381	16,96,700	14,66,369	23,20,526	19,88,396
Share of Bengal	—	—	—	—	—	*8,98,218*	*6,30,856*	*5,35,610*	*8,75,955*	*6,21,646*
„ *Bombay*	—	—	—	—	—	*11,03,135*	*5,95,003*	*6,24,502*	*8,98,973*	*9,00,448*
„ *Sind*	—	—	—	—	—	*3,43,783*	*2,03,758*	*2,13,103*	*3,33,374*	*2,43,631*
„ *Madras*	—	—	—	—	—	*2,44,851*	*1,26,949*	*81,227*	*1,39,422*	*1,41,104*
„ *Burma*	—	—	—	—	—	*3,06,204*	*2,25,512*	*99,626*	*1,74,603*	*2,30,491*
TOTAL	—	—	—	—	—	28,96,134	17,87,078	15,53,968	24,22,537	21,37,320

No. 10—*continued*

ARTICLES, AND COUNTRIES OF CONSIGNMENT; ALSO SHARE OF EACH PROVINCE	Quantity					Value				
	1929-30	1930-31	1931-32	1932-33	1933-34	1929-30	1930-31	1931-32	1932-33	1933-34
						R	R	R	R	R
Candles of all kinds (III. U)—	Lbs.	Lbs.	Lbs.	Lbs.	Lbs.					
United Kingdom (*including* Channel Islands)	324,659	165,451	138,504	156,008	39,411	1,53,367	81,496	67,719	72,149	23,182
Other British Possessions	8,070	4,405	7,549	4,768	4,171	2,702	1,659	2,180	1,704	1,604
TOTAL BRITISH EMPIRE	332,729	169,856	146,053	160,776	43,582	1,56,069	83,155	69,899	73,943	24,786
Germany	50,746	19,808	41,227	2,398	7,897	19,058	8,762	5,308	1,898	2,640
Netherlands	49,475	28,043	10,110	6,211	3,640	14,352	7,426	2,584	1,549	899
Belgium	102,399	66,250	63,232	61,264	25,332	62,399	28,002	10,871	13,630	8,034
Other Foreign Countries	10,872	18,110	89,820	5,113	11,702	4,293	5,625	14,914	2,159	4,494
TOTAL FOREIGN COUNTRIES	273,492	131,711	204,389	74,986	48,571	1,00,102	49,815	42,677	18,786	16,027
Share of Bengal	*184,405*	*94,490*	*116,936*	*99,357*	*30,743*	*64,756*	*41,642*	*30,470*	*29,739*	*10,579*
„ *Bombay*	*61,978*	*26,527*	*25,070*	*23,471*	*12,893*	*29,191*	*14,396*	*12,857*	*12,017*	*7,218*
„ *Sind*	*37,665*	*41,419*	*26,880*	*22,169*	*17,287*	*35,548*	*14,042*	*11,576*	*8,818*	*7,622*
„ *Madras*	*251,668*	*116,755*	*83,446*	*79,203*	*17,677*	*1,16,573*	*54,346*	*39,702*	*36,905*	*8,457*
„ *Burma*	*20,505*	*22,376*	*98,110*	*11,569*	*13,554*	*10,103*	*8,544*	*17,872*	*5,200*	*6,944*
TOTAL	606,221	301,567	350,442	235,762	92,153	2,50,171	1,32,970	1,12,576	92,679	40,813
Canes and Rattans (II. S)—	Cwts.	Cwts.	Cwts.	Cwts.	Cwts.					
Straits Settlements	37,033	31,582	30,663	30,038	24,310	5,10,181	4,32,185	4,01,028	3,64,698	2,67,365
Hongkong	220	385	247	266	208	11,197	21,052	13,705	13,138	14,528
Other British Possessions	17	239	221	71	161	942	5,468	5,359	2,324	4,800
TOTAL BRITISH EMPIRE	37,270	32,206	31,131	30,375	24,769	5,22,320	4,58,705	4,20,092	3,80,160	2,86,693
Celebes and other Islands	380	1,283	155	..	206	2,268	7,276	1,386	..	7,679
Other Foreign Countries	548	366	418	696	279	5,427	8,641	3,187	4,854	2,850
TOTAL FOREIGN COUNTRIES	928	1,649	573	696	485	7,695	15,917	4,573	4,854	10,529
Share of Bengal	*7,190*	*6,914*	*3,953*	*4,676*	*3,603*	*1,17,566*	*1,27,029*	*65,940*	*81,464*	*54,567*
„ *Bombay*	*26,500*	*21,544*	*23,320*	*22,571*	*16,164*	*3,10,633*	*2,38,724*	*2,58,892*	*2,26,425*	*1,46,168*
„ *Sind*	*758*	*2,444*	*1,148*	*920*	*2,566*	*14,221*	*33,023*	*26,501*	*18,891*	*38,179*
„ *Madras*	*2,073*	*1,814*	*2,152*	*1,665*	*1,970*	*41,075*	*36,545*	*42,169*	*28,818*	*31,161*
„ *Burma*	*1,677*	*1,139*	*1,131*	*1,239*	*946*	*43,520*	*39,301*	*31,189*	*29,716*	*27,147*
TOTAL	38,198	33,855	31,704	31,071	25,254	5,30,015	4,74,622	4,24,665	3,86,014	2,97,222
Chalk, French (II. B)—	Cwts.	Cwts.	Cwts.	Cwts.	Cwts.					
United Kingdom (*including* Channel Islands)	2,527	792	671	318	364	15,909	8,230	6,256	3,966	4,936
Other British Possessions	16	..	1	..	..	270	..	27	3	..
TOTAL BRITISH EMPIRE	2,543	792	672	318	364	16,179	8,230	6,283	3,969	4,936
France	2,115	250	500	160	120	8,461	1,266	2,522	818	837
Other Foreign Countries	47	84	18	230	54	560	973	282	1,661	1,148
TOTAL FOREIGN COUNTRIES	2,162	334	518	390	174	9,041	2,239	2,804	2,519	1,985
Share of Bengal	*2,035*	*498*	*350*	*96*	*90*	*8,981*	*3,698*	*2,378*	*735*	*1,016*
„ *Bombay*	*2,321*	*347*	*634*	*395*	*216*	*13,919*	*2,579*	*4,017*	*2,949*	*1,887*
„ *Sind*	*45*	*47*	*73*	*51*	*75*	*992*	*885*	*1,014*	*730*	*1,243*
„ *Madras*	*150*	*115*	*75*	*87*	*99*	*2,913*	*1,779*	*1,912*	*1,043*	*1,816*
„ *Burma*	*104*	*119*	*58*	*79*	*60*	*1,415*	*1,524*	*466*	*1,117*	*860*
TOTAL	4,705	1,126	1,190	708	538	25,220	10,469	9,067	6,468	5,821

No. 10—*continued*

ARTICLES, AND COUNTRIES OF CONSIGNMENT; ALSO SHARE OF EACH PROVINCE	QUANTITY					VALUE				
	1929-30	1930-31	1931-32	1932-33	1933-34	1929-30	1930-31	1931-32	1932-33	1933-34
						R	R	R	R	R
Chemicals and chemical preparations (*excluding* chemical manures and medicines)—										
Acids—										
Acetic (pyroligneous acid) (III. C)—	Cwts.	Cwts.	Cwts.	Cwts.	Cwts.					
United Kingdom (*including* Channel Islands)	123	373	1,640	981	1,616	5,493	12,712	43,150	30,219	53,783
Straits Settlements	95	72	107	42	222	4,808	2,750	3,362	1,076	6,500
Hongkong	..	..	..	..	..	..	..	..	8	..
TOTAL BRITISH EMPIRE	218	445	1,747	1,023	1,838	10,300	15,462	46,512	31,298	60,283
Germany	1,304	1,960	1,613	1,301	1,098	53,416	63,633	44,332	39,405	36,213
Netherlands	737	396	278	265	209	28,552	18,357	7,152	7,893	7,894
Switzerland	570	356	59	..	..	22,242	11,778	1,501	..	..
Italy (*including* Fiume)	380	20	..	..	..	13,794	730	..	..	..
Japan	2	9	5	..	838	135	497	273	58	24,209
United States of America—*Vid* Atlantic Coast	22	..	564	..	..	800	..	8,289	..	..
Other Foreign Countries	42	99	..	162	47	2,340	3,244	9	5 134	1,915
TOTAL FOREIGN COUNTRIES	3,160	2,840	2,519	1,728	2,192	1,21,279	93,439	61,556	52,430	69,821
Share of Bengal	*815*	*730*	*547*	*630*	*1,029*	*30,296*	*23,012*	*16,159*	*18,364*	*32,421*
,, *Bombay*	*1,118*	*1,288*	*2,391*	*1,214*	*1,375*	*41,661*	*39,099*	*55,395*	*35,742*	*44,673*
,, *Sind*	*444*	*541*	*396*	*362*	*457*	*18,019*	*19,041*	*10,546*	*12,461*	*15,875*
,, *Madras*	*536*	*318*	*630*	*302*	*631*	*21,461*	*12,298*	*17,254*	*9,716*	*18,727*
,, *Burma*	*468*	*408*	*302*	*243*	*538*	*20,218*	*15,451*	*8,714*	*7,455*	*18,353*
TOTAL	3,378	3,285	4,266	2,751	4,030	1,31,645	1,08,901	1,08,068	83,728	1,80,054
Carbolic (III. C)—	Cwts.	Cwts.	Cwts.	Cwts.	Cwts.					
United Kingdom (*including* Channel Islands)	601	545	496	438	620	46,785	25,288	19,758	20,670	37,820
Other British Possessions	1	..	..	..	..	51	..	..	..	12
TOTAL BRITISH EMPIRE	602	545	496	438	620	46,836	25,288	19,758	20,670	37,832
Germany	8	102	146	21	15	1,154	4,859	7,394	,904	2,892
Other Foreign Countries	1	20	6	1	85	42	930	742	93	4,726
TOTAL FOREIGN COUNTRIES	9	122	152	22	100	1,196	5,789	8,136	1,997	7,618
Share of Bengal	*225*	*341*	*343*	*245*	*372*	*17,715*	*18,521*	*15,812*	*14,322*	*26,534*
,, *Bombay*	*88*	*70*	*165*	*135*	*228*	*17,020*	*3,482*	*5,843*	*4,147*	*12,333*
,, *Sind*	*2*	*57*	*31*	*45*	*91*	*175*	*2,290*	*1,525*	*2,143*	*5,428*
,, *Madras*	*36*	*87*	*34*	*31*	*20*	*3,726*	*3,238*	*2,550*	*1,742*	*1,184*
,, *Burma*	*260*	*112*	*75*	*4*	*9*	*9,396*	*3,546*	*2,164*	*313*	*971*
TOTAL	611	667	648	460	720	48,032	31,077	27,894	22,667	45,460
Citric (III. C)—	Cwts.	Cwts.	Cwts.	Cwts.	Cwts.					
United Kingdom (*including* Channel Islands)	248	376	299	262	337	41,972	51,280	25,356	20,329	17,251
Other British Possessions	..	..	..	..	..	..	..	29	..	..
TOTAL BRITISH EMPIRE	248	376	299	262	337	41,972	51,280	25,385	20,329	17,251
Germany	23	44	38	92	125	3,284	6,209	2,607	6,895	6,382
Italy (*including* Fiume)	271	149	386	578	1,323	40,718	17,272	22,091	30,745	63,306
Other Foreign Countries	1	94	15	56	40	242	9,837	1,126	3 082	2,074
TOTAL FOREIGN COUNTRIES	295	287	339	726	1,488	44,244	32,818	25,824	40,722	71,762
Share of Bengal	*297*	*437*	*337*	*387*	*770*	*46,482*	*54,313*	*26,656*	*26,438*	*38,381*
,, *Bombay*	*111*	*105*	*188*	*456*	*768*	*17,705*	*11,691*	*13,906*	*24,080*	*37,303*
,, *Sind*	*32*	*16*	*49*	*70*	*140*	*4,869*	*2,347*	*3,469*	*4,822*	*7,260*
,, *Madras*	*17*	*22*	*13*	*32*	*133*	*2,981*	*3,360*	*1,695*	*2,307*	*4,523*
,, *Burma*	*56*	*83*	*60*	*43*	*24*	*14,476*	*11,157*	*5,483*	*3,404*	*1,546*
TOTAL	543	663	638	988	1,885	86,216	84,098	51,209	61,051	89,013

No. 10—*continued*

ARTICLES, AND COUNTRIES OF CONSIGNMENT; ALSO SHARE OF EACH PROVINCE	Quantity					Value				
	1929-30	1930-31	1931-32	1932-33	1933-34	1929-30	1930-31	1931-32	1932-33	1933-34
Chemicals and chemical preparations (*excluding* chemical manures and medicines)—*continued*						R	R	R	R	R
Acids—continued										
Hydrochloric Acid (III. C)(*a*)—				Cwts.	Cwts.					
United Kingdom (*including* Channel Islands)	—	—	—	277	360	—	—	—	9,747	10,398
Straits Settlements	—	—	—	..	..	—	—	—	..	10
TOTAL BRITISH EMPIRE	—	—	—	277	360	—	—	—	9,747	10,408
Germany	—	—	—	137	114	—	—	—	6,681	5,585
Other Foreign Countries	—	—	—	16	137	—	—	—	940	1,409
TOTAL FOREIGN COUNTRIES	—	—	—	153	251	—	—	—	7,621	6,994
Share of Bengal	—	—	—	*79*	*8)*	—	—	—	*4,412*	*3,959*
„ *Bombay*	—	—	—	*106*	*152*	—	—	—	*2,784*	*2,193*
„ *Sind*	—	—	—	*70*	*59*	—	—	—	*3,096*	*2,714*
„ *Madras*	—	—	—	*63*	*70*	—	—	—	*3,306*	*3,544*
„ *Burma*	—	—	—	*113*	*246*	—	—	—	*3,760*	*5,692*
TOTAL	—	—	—	430	611	—	—	—	17,308	17,402
Nitric (III. C)—	Cwts.	Cwts.	Cwts.	Cwts.	Cwts.					
United Kingdom (*including* Channel Islands)	358	434	737	153	115	19,070	19,513	28,078	7,461	5,857
Other British Possessions	..	..	9	8	..	6	..	356	107	..
TOTAL BRITISH EMPIRE	358	434	746	161	115	19,076	19,513	29,084	7,568	5,857
Norway	..	..	3,273	1,972	3,475	..	..	63,964	37,694	57,350
Germany	1,766	3,955	6,690	376	259	39,418	77,839	1,22,887	18,907	8,966
Other Foreign Countries	124	17	71	33	204	4,157	1,474	1,699	1,560	3,737
TOTAL FOREIGN COUNTRIES	1,890	3,972	10,034	2,381	4,028	43,575	79,313	1,88,050	58,161	70,053
Share of Bengal	*102*	*1,063*	*1,280*	*819*	*804*	*5,668*	*22,033*	*21,607*	*18,481*	*14,195*
„ *Bombay*	*1,431*	*2,119*	*4,569*	*1,319*	*1,599*	*27,373*	*36,877*	*83,523*	*25,784*	*26,419*
„ *Sind*	*227*	*459*	*315*	*199*	*341*	*8,729*	*15,003*	*10,313*	*7,820*	*6,570*
„ *Madras*	*168*	*452*	*4,393*	*63*	*1,271*	*6,671*	*14,777*	*94,811*	*3,674*	*24,310*
„ *Burma*	*320*	*213*	*213*	*112*	*128*	*14,310*	*9,536*	*7,830*	*5,270*	*4,416*
TOTAL	2,248	4,406	10,780	2,542	4,143	62,651	98,526	2,17,084	60,729	76,910
Oxalic (III. C)—	Cwts.	Cwts.	Cwts.	Cwts.	Cwts.					
United Kingdom (*including* Channel Islands)	20	564	10	21	17	700	13,648	449	985	977
Germany	1,502	1,536	559	1,256	1,681	38,414	36,668	14,708	35,530	53,990
Netherlands	665	100	548	747	743	15,711	2,392	14,595	24,740	24,056
Other Foreign Countries	10	160	..	50	475	242	3,705	..	1,610	12,042
TOTAL FOREIGN COUNTRIES	2,237	1,796	1,107	2,053	2,899	54,367	42,765	29,298	61,900	90,088
Share of Bengal	*241*	*304*	*101*	*150*	*476*	*5,867*	*7,319*	*3,056*	*4,110*	*14,610*
„ *Bombay*	*566*	*790*	*268*	*526*	*544*	*14,398*	*18,653*	*7,093*	*16,204*	*16,265*
„ *Sind*	*376*	*466*	*438*	*820*	*911*	*8,950*	*11,042*	*11,442*	*17,216*	*28,409*
„ *Madras*	*635*	*400*	..	*446*	*659*	*15,218*	*9,779*	*7*	*10,341*	*20,809*
„ *Burma*	*439*	*400*	*310*	*438*	*326*	*10,440*	*9,620*	*5,149*	*14,414*	*10,979*
TOTAL	2,257	2,360	1,117	2,074	2,916	55,067	56,418	29,747	62,985	91,065
Sulphuric (III. C)—	Cwts.	Cwts.	Cwts.	Cwts.	Cwts.					
United Kingdom (*including* Channel Islands)	548	814	404	359	680	8,876	10,431	6,865	5,087	8,[illegible]
Other British Possessions	3	..	23	..	3	55	..	715	1	[illegible]
TOTAL BRITISH EMPIRE	551	814	427	359	[illegible]	8,931	10,431	7,[illegible]	[illegible]	8,[illegible]
Germany	1,384	1,283	227	269	455	18,228	17,316	6,894	8,141	10,[illegible]
Netherlands	7,986	11,186	4,641	4,575	377	52,5[illegible]	66,270	20,128	29,475	3,479
Belgium	4,282	..	225	1,535	2,067	23,328	..	1,[illegible]	9,[illegible]	11,272
Other Foreign Countries	2	740	44	48	406	22	5,775	431	6[illegible]	2,[illegible]
TOTAL FOREIGN COUNTRIES	13,564	13,209	5,137	6,427	3,305	94,254	89,467	28,864	47,691	27,665

(*a*) Separately recorded from 1932-33.

No. 10—*continued*

ARTICLES, AND COUNTRIES OF CONSIGNMENT; ALSO SHARE OF EACH PROVINCE	Quantity					Value				
	1929-30	1930-31	1931-32	1932-33	1933-34	1929-30	1930-31	1931-32	1932-33	1933-34
Chemicals and chemical preparations (*excluding* chemical manures and medicines)—*continued*						R	R	R	R	R
Acids—continued	Cwts.	Cwts.	Cwts.	Cwts.	Cwts.					
Sulphuric (III. C)—*contd.*										
Share of Bengal	*87*	*78*	*227*	*644*	*1,034*	*4,170*	*3,038*	*3,620*	*5,947*	*8,707*
,, *Bombay*	*4,746*	*4,109*	*1,888*	*1,341*	*1,018*	*34,140*	*32,894*	*14,494*	*10,425*	*7,396*
,, *Sind*	*519*	*463*	*252*	*266*	*513*	*10,363*	*10,085*	*3,691*	*5,127*	*6,845*
,, *Madras*	*120*	*393*	*2,971*	*4,136*	*1,055*	*4,091*	*5,957*	*22,921*	*27,618*	*9,999*
,, *Burma*	*8,633*	*8,480*	*226*	*399*	*368*	*50,421*	*47,874*	*1,658*	*3,562*	*2,872*
TOTAL	14,105	13,523	5,564	6,786	3,988	1,03,185	99,898	46,384	52,679	35,819
Tartaric (III. C)—	Cwts.	Cwts.	Cwts.	Cwts.	Cwts.					
United Kingdom (*including* Channel Islands)	292	384	408	119	145	35,793	35,430	36,261	10,831	11,233
Other British Possessions	..	10	..	..	--	..	1,122	1	..	..
TOTAL BRITISH EMPIRE	292	394	408	119	145	35,793	36,552	36,262	10,831	11,233
Germany	410	337	544	561	198	40,987	29,541	44,443	45,724	15,660
Netherlands	41	2	30	84	24	4,192	322	2,244	7,681	1,993
Belgium	..	66	..	..	2	..	6,104	..	..	196
France	364	339	334	710	..	34,620	74,910	62,646	58,092	23
Spain	..	45	--	44	190	..	4,253	--	3,477	11,261
Italy (*including* Fiume)	1,609	1,519	562	771	598	1,62,845	1,39,046	42,284	56,024	36,858
Austria	152	91	30	30	--	15,037	8,984	2,217	2,400	..
Other Foreign Countries	..	..	..	..	..	..	1	35	--	8
TOTAL FOREIGN COUNTRIES	2,576	2,899	2,000	2,200	1,012	2,57,681	2,63,161	1,53,869	1,68,348	65,999
Share of Bengal	*421*	*447*	*493*	*387*	*209*	*45,242*	*41,890*	*41,127*	*31,499*	*13,906*
,, *Bombay*	*993*	*897*	*911*	*478*	*252*	*97,680*	*79,929*	*74,555*	*40,691*	*16,774*
,, *Sind*	*1,099*	*1,679*	*798*	*1,113*	*463*	*1,11,441*	*1,46,086*	*58,033*	*78,051*	*29,131*
,, *Madras*	*298*	*317*	*163*	*300*	*207*	*31,776*	*25,831*	*12,302*	*25,212*	*15,299*
,, *Burma*	*57*	*53*	*43*	*41*	*26*	*7,335*	*5,977*	*4,114*	*3,726*	*2,122*
TOTAL	2,868	3,293	2,408	2,319	1,157	2,93,474	2,99,713	1,90,131	1,79,179	77,232
Other sorts (III. C)—	Cwts.	Cwts.	Cwts.	Cwts.	Cwts.					
United Kingdom (*including* Channel Islands)	2,520	1,747	1,439	3,432	4,601	88,854	58,784	49,771	84,793	1,05,189
Straits Settlements	68	54	85	54	138	3,183	2,046	3,609	2,153	5,802
Other British Possessions	..	..	3	5	..	1	--	79	73	..
TOTAL BRITISH EMPIRE	2,588	1,801	1,527	3,491	4,739	92,038	60,830	53,459	87,019	1,10,991
Sweden	4,665	2,152	..	40	20	66,498	26,456	..	610	467
Germany	2,306	2,191	2,064	1,909	644	94,635	99,925	1,00,974	86,578	31,674
Netherlands	465	510	208	101	510	22,536	21,980	11,943	8,720	14,833
Belgium	177	80	12	81	81	5,367	1,957	478	4,096	2,880
Italy (*including* Fiume)	..	..	..	2,235	941	..	..	..	36,201	15,074
Japan	3	2	--	3	5,054	59	67	..	59	47,266
Other Foreign Countries	72	42	103	241	224	2,577	3,644	3,079	3,833	4,153
TOTAL FOREIGN COUNTRIES	7,688	4,977	2,387	4,610	7,483	1,91,672	1,54,029	1,16,474	1,42,100	1,16,847
Share of Bengal	*2,600*	*2,022*	*1,264*	*2,363*	*7,449*	*83,592*	*80,213*	*62,749*	*80,177*	*1,11,823*
,, *Bombay*	*2,274*	*1,830*	*1,356*	*2,227*	*1,597*	*68,755*	*58,050*	*64,559*	*77,566*	*29,376*
,, *Sind*	*140*	*131*	*93*	*608*	*579*	*3,049*	*7,997*	*5,135*	*13,957*	*15,124*
,, *Madras*	*1,740*	*1,198*	*336*	*1,132*	*1,094*	*46,654*	*34,729*	*14,642*	*30,475*	*32,716*
,, *Burma*	*3,532*	*1,653*	*865*	*1,271*	*1,503*	*76,660*	*33,379*	*22,868*	*26,944*	*37,799*
TOTAL	10,276	6,778	3,914	8,101	12,222	2,83,710	2,14,859	1,69,933	2,29,119	2,27,338

No. 10—*continued*

ARTICLES, AND COUNTRIES OF CONSIGNMENT; ALSO SHARE OF EACH PROVINCE	Quantity					Value				
	1929-30	1930-31	1931-32	1932-33	1933-34	1929-30	1930-31	1931-32	1932-33	1933-34
Chemicals and chemical preparations (*excluding* chemical manures and medicines)—*continued*						R	R	R	R	R
Acids—continued										
Total Acids—	Cwts.	Cwts.	Cwts.	Cwts.	Cwts.					
United Kingdom (*including* Channel Islands)	4,710	4,787	5,433	6,042	8,491	2,47,547	2,27,086	2,10,288	1,90,122	2,50,553
Straits Settlements	163	126	192	96	360	8,056	4,796	6,081	3,229	12,334
Other British Possessions	4	10	35	13	3	109	1,122	1,170	184	49
TOTAL BRITISH EMPIRE	4,877	4,873	5,660	6,151	8,854	2,55,712	2,33,004	2,18,439	1,93,535	2,62,936
Sweden	4,725	2,252	..	40	20	67,454	27,717	..	610	474
Norway	..	..	3,273	1,972	3,475	..	..	63,064	37,694	57,350
Germany	8,857	11,408	11,881	5,922	4,589	2,80,636	3,36,190	3,43,734	2,46,783	1,71,644
Netherlands	9,909	12,237	5,738	5,796	1,883	1,26,841	1,07,805	67,504	80,001	52,570
Belgium	4,441	405	281	1,793	2,218	80,507	15,038	2,847	20,020	17,471
France	399	1,405	952	730	6	36,241	83,823	66,618	54,360	1,100
Spain	..	45	..	44	195	..	4,253	..	3,477	11,497
Switzerland	584	424	59	..	..	22,553	16,240	1,501	58	..
Italy (*including* Fiume)	2,260	1,688	848	3,530	2,862	2,17,357	1,57,048	64,875	1,28,302	1,15,238
Austria	172	106	30	30	..	15,807	10,621	2,217	2,400	..
Japan	7	11	49	60	7,230	218	564	723	614	93,511
United States of America—										
Vid Atlantic Coast	27	..	564	241	239	884	3	8,320	3,771	4,049
„ Pacific „	..	..	..	..	..	..	..	..	7	..
Other Foreign Countries	28	121	..	83	41	772	1,479	8	2,778	1,443
TOTAL FOREIGN COUNTRIES	31,409	30,102	23,675	20,300	22,758	8,08,268	7,60,781	6,22,011	5,75,870	5,25,347
Share of Bengal	*4,788*	*5,422*	*4,593*	*6,204*	*12,228*	*2,39,432*	*2,51,489*	*1,90,786*	*2,03,750*	*2,62,836*
„ *Bombay*	*11,324*	*11,203*	*11,736*	*7,802*	*7,232*	*3,18,029*	*2,80,675*	*2,18,488*	*2,37,523*	*1,93,237*
„ *Sind*	*2,239*	*3,762*	*2,363*	*3,253*	*3,554*	*1,70,595*	*2,13,891*	*1,04,144*	*1,44,893*	*1,17,349*
„ *Madras*	*3,550*	*3,281*	*5,545*	*6,499*	*6,130*	*1,32,468*	*1,10,460*	*1,66,082*	*1,14,891*	*1,31,111*
„ *Burma*	*13,785*	*11,302*	*8,099*	*2,693*	*3,468*	*2,03,456*	*1,37,270*	*60,970*	*68,843*	*86,780*
TOTAL	36,286	34,975	29,335	26,451	31,612	10,08,980	9,93,785	8,40,450	7,69,405	7,89,283
Alum (III. O)—	Cwts.	Cwts.	Cwts.	Cwts.	Cwts.					
United Kingdom (*including* Channel Islands)	41,285	22,435	23,543	15,478	10,378	2,66,441	1,45,062	1,48,912	81,045	57,220
Other British Possessions	1	1	0	3	3	5	16	80	25	27
TOTAL BRITISH EMPIRE	41,286	22,436	23,554	15,481	10,381	2,66,446	1,45,078	1,48,992	81,070	57,247
Germany	1,853	1,206	1,781	527	1,316	21,920	11,104	20,772	7,999	19,816
Netherlands	1,907	1,287	878	..	103	22,069	15,018	4,402	..	1,638
Japan	..	400	..	5,000	1,897	..	2,300	..	19,107	9,900
Other Foreign Countries	437	192	378	14	..	4,742	1,300	3,258	85	22
TOTAL FOREIGN COUNTRIES	4,197	3,085	2,532	5,541	3,316	48,731	29,722	28,432	27,251	31,373
Share of Bengal	*3,874*	*4,426*	*246*	*3,911*	*122*	*27,000*	*28,647*	*1,647*	*11,917*	*1,416*
„ *Bombay*	*19,229*	*9,491*	*9,765*	*4,999*	*4,873*	*1,43,902*	*71,348*	*78,839*	*40,538*	*40,108*
„ *Sind*	*13,828*	*7,912*	*9,594*	*8,127*	*4,613*	*86,363*	*46,799*	*52,118*	*29,578*	*23,018*
„ *Madras*	*5,529*	*2,779*	*5,332*	*2,706*	*3,125*	*33,837*	*19,520*	*36,895*	*16,173*	*20,303*
„ *Burma*	*3,023*	*913*	*1,159*	*1,288*	*726*	*20,075*	*6,158*	*7,925*	*7,171*	*8,776*
TOTAL	45,483	25,521	26,086	21,022	13,627	3,15,177	1,74,800	1,77,424	1,08,321	83,920

No. 10—*continued*

ARTICLES, AND COUNTRIES OF CONSIGNMENT; ALSO SHARE OF EACH PROVINCE	QUANTITY					VALUE				
	1929-30	1930-31	1931-32	1932-33	1933-34	1929-30	1930-31	1931-32	1932-33	1933-34
Chemicals and chemical preparations (*excluding* chemical manures and medicines)—*continued*						R	R	R	R	R
Aluminous sulphates (III. C)—	Cwts.	Cwts.	Cwts.	Cwts.	Cwts.					
United Kingdom (*including* Channel Islands)	34,014	27,297	18,506	11,288	9,991	1,17,316	89,261	60,005	40,206	29,920
Sweden	7,377	11,341	9,497	3,215	241	23,401	34,770	30,051	10,155	797
Germany	20,772	16,798	16,878	8,950	6,513	96,758	71,870	68,521	36,133	24,130
Netherlands	250	350	100	1,755	--	1,102	1,860	418	6,258	--
Belgium	50	50	..	4,049	8,413	319	221	..	16,000	32,050
France	10,028	3,400	2,483	200	300	54,488	16,481	14,490	797	1,235
Other Foreign Countries	446	14	250	..	..	1,919	425	1,031	..	..
TOTAL FOREIGN COUNTRIES	38,923	31,953	30,208	18,069	15,467	1,82,982	1,25,077	1,14,511	69,343	58,212
Share of Bengal	*50,259*	*40,473*	*38,483*	*13,374*	*9,673*	*1,95,119*	*1,30,192*	*88,687*	*44,642*	*29,148*
,, *Bombay*	*12,404*	*8,886*	*9,126*	*6,158*	*4,902*	*56,528*	*39,073*	*39,475*	*23,981*	*16,152*
,, *Sind*	*1,440*	*1,600*	*3,191*	*2,501*	*2,059*	*6,257*	*6,914*	*12,462*	*10,768*	*7,210*
,, *Madras*	*8,814*	*8,271*	*7,868*	*7,139*	*8,404*	*42,288*	*38,052*	*33,695*	*29,400*	*32,561*
,, *Burma*	*90*	*20*	*40*	*180*	*220*	*106*	*107*	*197*	*758*	*1,061*
TOTAL	72,937	59,250	48,718	29,352	25,458	3,00,208	2,14,338	1,74,516	1,09,549	88,132
Ammonia and salts thereof—	Cwts.	Cwts.	Cwts.	Cwts.	Cwts.					
Anhydrous (III. C)—										
United Kingdom (*including* Channel Islands)	849	1,051	1,392	1,454	1,730	1,11,242	1,27,985	1,42,611	1,63,659	1,85,935
Commonwealth of Australia	85	80	60	57	44	7,655	5,963	5,538	4,222	2,692
TOTAL BRITISH EMPIRE	934	1,131	1,452	1,511	1,774	1,18,897	1,33,948	1,48,149	1,67,881	1,88,627
Germany	278	560	485	657	295	24,770	57,248	48,052	55,017	26,259
Netherlands	44	218	154	32	28	4,270	20,308	14,845	1,916	1,933
Belgium	386	127	142	199	9	34,181	10,444	13,600	18,671	591
United States of America — *Vid* Atlantic Coast	498	577	421	223	282	52,531	58,318	44,896	26,194	26,600
,, Pacific ,,	42	..	..	..	..	3,000	..	..	..	..
Other Foreign Countries	19	..	1	39	57	945	..	88	2,756	5,806
TOTAL FOREIGN COUNTRIES	1,202	1,482	1,203	1,150	671	1,19,697	1,46,378	1,20,981	99,554	61,189
Share of Bengal	*789*	*899*	*734*	*836*	*712*	*1,07,461*	*1,06,960*	*81,545*	*1,08,824*	*94,233*
,, *Bombay*	*665*	*602*	*560*	*694*	*545*	*40,503*	*40,353*	*34,611*	*45,917*	*39,807*
,, *Sind*	*470*	*539*	*666*	*493*	*645*	*67,359*	*70,027*	*88,703*	*67,430*	*82,324*
,, *Madras*	*29*	*69*	*110*	*87*	*98*	*2,389*	*4,705*	*6,628*	*4,099*	*3,127*
,, *Burma*	*243*	*584*	*595*	*546*	*445*	*21,847*	*57,783*	*57,644*	*41,095*	*30,320*
TOTAL	2,196	2,613	2,655	2,661	2,445	2,38,594	2,80,328	2,69,130	2,67,415	2,49,816
Others (III. C)—	Cwts.	Cwts.	Cwts.	Cwts.	Cwts.					
United Kingdom (*including* Channel Islands)	21,984	16,895	19,354	21,452	23,186	4,68,063	3,54,884	4,12,175	4,06,927	4,27,194
Other British Possessions	..	..	..	..	..	25	14	..	9	9
TOTAL BRITISH EMPIRE	21,984	16,895	19,354	21,452	23,186	4,68,088	3,54,898	4,12,175	4,06,936	4,27,203
Poland (*including* Dantzig)	..	..	--	12	720	..	..	..	234	11,484
Germany	9,658	7,128	10,986	14,696	10,363	1,91,038	1,75,129	2,38,237	2,93,141	1,68,515
Netherlands	88	37	81	455	1,298	2,000	1,416	2,702	6,215	21,306
Belgium	136	56	81	504	640	2,842	1,572	1,853	12,980	15,663
France	80	20	161	627	585	2,148	208	2,562	8,543	7,973
Italy (*including* Fiume)	70	59	176	219	64	2,960	1,982	4,717	6,587	1,702
Japan	1	..	..	15	396	17	..	3	652	8,140
United States of America—										
Vid Atlantic Coast	369	2,000	..	..	..	7,778	39,960	..	..	--
Other Foreign Countries	2	..	..	--	18	76	..	..	..	280
TOTAL FOREIGN COUNTRIES	10,404	9,300	11,475	16,528	14,084	2,09,859	2,20,267	2,50,074	3,28,357	2,35,063

No. 10—*continued*

ARTICLES, AND COUNTRIES OF CONSIGNMENT; ALSO SHARE OF EACH PROVINCE	Quantity					Value				
	1929-30	1930-31	1931-32	1932-33	1933-34	1929-30	1930-31	1931-32	1932-33	1933-34
Chemicals and chemical preparations (*excluding* chemical manures and medicines)—*continued*						R	R	R	R	R
Ammonia and salts thereof —continued	Cwts.	Cwts.	Cwts.	Cwts.	Cwts.					
Others (III. C)—*contd.*										
Share of Bengal	*19,332*	*13,408*	*15,126*	*20,052*	*21,702*	*3,68,330*	*2,73,053*	*2,98,493*	*3,49,928*	*3,42,474*
„ *Bombay*	*4,597*	*4,591*	*6,613*	*6,447*	*6,087*	*1,03,583*	*1,07,073*	*1,58,908*	*1,44,472*	*1,23,331*
„ *Sind*	*3,740*	*3,827*	*4,422*	*4,626*	*4,333*	*81,926*	*78,266*	*85,199*	*88,446*	*73,714*
„ *Madras*	*2,332*	*2,309*	*2,854*	*4,075*	*2,491*	*58,764*	*60,233*	*71,073*	*77,291*	*59,417*
„ *Burma*	*2,387*	*2,060*	*1,814*	*2,782*	*2,707*	*65,274*	*56,530*	*48,576*	*75,157*	*63,124*
TOTAL	32,388	26,195	30,829	37,982	37,270	6,77,047	5,75,165	6,62,249	7,35,293	6,62,266
Total Ammonia and salts thereof—	Cwts.	Cwts.	Cwts.	Cwts.	Cwts.					
United Kingdom (*including* Channel Islands)	22,833	17,946	20,746	22,906	24,916	5,79,305	4,82,869	5,54,786	5,70,566	6,13,129
Commonwealth of Australia	86	80	60	57	44	7,655	5,963	5,538	4,222	2,098
Other British Possessions	..	..	..	..	..	25	14	..	9	8
TOTAL BRITISH EMPIRE	22,918	18,026	20,806	22,963	24,960	5,86,985	4,88,846	5,60,324	5,74,797	6,15,230
Poland (*including* Dantzig)	..	..	..	12	720	..	..	..	274	11,464
Germany	9,931	7,685	11,441	15,355	10,058	2,15,808	2,32,377	2,86,289	3,48,158	1,94,774
Netherlands	132	255	235	487	1,326	6,270	21,734	17,547	8,131	23,270
Belgium	522	183	223	703	649	38,023	12,016	15,453	26,051	16,254
France	99	20	181	627	585	3,093	208	2,562	8,548	7,973
Italy (*including* Fiume)	70	59	176	219	64	2,060	1,982	4,717	6,587	1,702
Japan	1	..	..	15	438	17	..	8	652	12,300
United States of America—										
Vid Atlantic Coast	867	2,577	421	223	282	60,309	98,278	44,396	26,194	16,000
„ Pacific „	42	..	..	..	..	3,000	..	..	..	..
Other Foreign Countries	2	..	1	39	33	76	..	88	2,756	1,916
TOTAL FOREIGN COUNTRIES	11,666	10,782	12,678	17,630	14,755	3,29,556	3,66,645	3,71,055	4,27,911	2,96,252
Share of Bengal	*20,121*	*14,237*	*15,550*	*20,888*	*22,414*	*4,75,841*	*3,50,018*	*3,80,038*	*4,58,752*	*4,36,712*
„ *Bombay*	*5,262*	*5,103*	*7,173*	*7,141*	*6,639*	*1,44,091*	*1,47,926*	*1,93,511*	*1,90,389*	*1,63,344*
„ *Sind*	*4,210*	*4,366*	*5,088*	*5,124*	*4,928*	*1,48,218*	*1,48,293*	*1,78,901*	*1,85,925*	*1,56,038*
„ *Madras*	*2,351*	*2,368*	*2,964*	*4,162*	*2,589*	*61,172*	*64,943*	*77,701*	*81,390*	*62,544*
„ *Burma*	*2,630*	*2,644*	*2,409*	*3,328*	*3,153*	*87,121*	*1,14,311*	*1,06,220*	*1,16,253*	*93,444*
TOTAL	34,584	28,808	33,484	40,643	39,715	9,16,541	8,55,491	9,31,579	10,02,708	9,12,082
Arsenic and its oxides (III. C)—	Cwts.	Cwts.	Cwts.	Cwts.	Cwts.					
Hongkong	555	871	575	683	865	40,589	63,437	34,149	37,240	43,295
Other British Possessions	952	56	119	9	136	7,114	1,923	2,165	404	2,977
TOTAL BRITISH EMPIRE	1,507	927	694	692	1,001	47,703	65,360	36,314	37,684	46,272
Germany	186	282	390	650	769	3,824	4,311	7,298	11,904	14,311
Belgium	598	448	460	281	328	11,835	8,241	8,738	5,552	5,724
Italy (*including* Fiume)	..	..	16	..	30	..		3,174	..	5,313
Turkey, European	15	28	26	45	9	4,261	3,564	5,440	7,513	873
Persia	..	31	60	142	2	..	1,566	1,928	5,310	55
China (*exclusive* of Hongkong and Macao)	712	470	403	317	149	50,741	33,323	22,847	14,131	6,218
Other Foreign Countries	96	16	15	37	56	5,916	3,156	619	4,416	1,758
TOTAL FOREIGN COUNTRIES	1,607	1,275	1,370	1,502	1,363	76,077	54,691	50,124	48,736	34,352
Share of Bengal	*973*	*836*	*797*	*918*	*1,140*	*44,783*	*31,345*	*24,320*	*21,560*	*40,503*
„ *Bombay*	*1,929*	*1,127*	*859*	*1,047*	*1,011*	*69,010*	*73,783*	*46,391*	*56,429*	*47,705*
„ *Sind*	*139*	*56*	*240*	*85*	*107*	*3,266*	*1,299*	*6,365*	*1,935*	*2,548*
„ *Madras*	*28*	*90*	*121*	*97*	*51*	*1,654*	*7,050*	*7,061*	*4,993*	*2,178*
„ *Burma*	*46*	*93*	*66*	*47*	*55*	*5,067*	*6,584*	*1,781*	*1,633*	*1,403*
TOTAL	3,114	2,202	2,064	2,194	2,364	1,28,780	1,20,951	86,458	86,550	90,624

No. 10—*continued*

ARTICLES, AND COUNTRIES OF CONSIGNMENT; ALSO SHARE OF EACH PROVINCE	QUANTITY					VALUE				
	1929-30	1930-31	1931-32	1932-33	1933-34	1929-30	1930-31	1931-32	1932-33	1933-34
Chemicals and chemical preparations (*excluding* chemical manures and medicines)—*continued*						R	R	R	R	R
Bleaching materials—										
Bleaching powder (calcium hypochlorate, chloride of lime) (III. C)—	Cwts.	Cwts.	Cwts.	Cwts.	Cwts.					
United Kingdom (*including* Channel Islands)	82,477	82,758	82,771	97,803	105,937	4,76,534	4,95,777	4,86,822	5,56,033	5,36,257
Commonwealth of Australia	..	..	..	..	11	..	..	..	..	228
TOTAL	82,477	82,758	82,771	97,803	105,948	4,76,534	4,95,777	4,86,822	5,56,033	5,36,485
Germany	16,264	25,251	35,004	22,532	18,168	2,24,938	3,20,791	4,25,009	2,70,897	2,03,238
Belgium	99	2,257	2,618	341	..	587	12,384	14,225	3,404	..
France	469	2,299	4,663	7,951	1,785	3,213	12,060	25,034	42,528	7,104
Italy (*including* Fiume)	..	5,950	3,594	14,429	19,666	..	42,262	22,186	71,822	89,577
China (*exclusive* of Hongkong and Macão)		400	81	..	..	..	9,782	489	..	..
Japan	..	..	..	534	3,925	..	..	..	8,818	46,421
Other Foreign Countries	..	90	197	22	..	15	582	1,107	1,429	1
TOTAL FOREIGN COUNTRIES	16,832	36,247	46,152	45,809	43,539	2,28,753	3,97,861	4,88,050	3,98,898	3,51,341
Share of Bengal	*54,359*	*55,344*	*60,173*	*57,113*	*67,797*	*3,48,462*	*3,88,619*	*3,87,143*	*3,45,933*	*3,64,880*
" *Bombay*	*38,182*	*56,941*	*58,649*	*74,145*	*69,382*	*2,69,850*	*4,20,947*	*4,40,013*	*4,69,422*	*3,98,413*
" *Sind*	*1,731*	*2,650*	*2,824*	*4,348*	*6,648*	*10,290*	*17,558*	*18,637*	*27,317*	*39,729*
" *Madras*	*4,825*	*3,640*	*6,763*	*7,438*	*5,374*	*74,968*	*62,861*	*1,24,164*	*1,08,635*	*82,630*
" *Burma*	*212*	*430*	*514*	*568*	*286*	*1,717*	*3,653*	*4,915*	*4,224*	*2,274*
TOTAL	99,309	119,005	128,923	143,612	140,487	7,05,287	8,93,638	9,74,872	9,55,531	8,87,826
Other sorts (III. C)—	Cwts.	Cwts.	Cwts.	Cwts.	Cwts.					
United Kingdom (*including* Channel Islands)	601	2,857	2,180	7,175	1,457	9,403	1,29,379	52,097	88,034	43,162
Germany	..	396	38	300	1,025	..	4,054	841	6,766	9,681
Other Foreign Countries	..	..	226	45	..	..	..	4,818	1,002	..
TOTAL FOREIGN COUNTRIES	..	396	264	345	1,025	..	4,054	5,159	7,768	9,681
Share of Bengal	..	*1,122*	*119*	*5,631*	..	..	*83,385*	*7,012*	*40,969*	..
" *Bombay*	*594*	*696*	*1,644*	*1,105*	*496*	*9,143*	*9,803*	*19,993*	*14,569*	*5,555*
" *Sind*	*7*	*479*	*76*	*150*	*247*	*260*	*13,245*	*6,542*	*11,966*	*18,643*
" *Madras*	..	*667*	*58*	..	..	..	*22,335*	*745*	..	..
" *Burma*	..	*289*	*547*	*634*	*1,739*	..	*4,665*	*22,964*	*28,298*	*28,645*
TOTAL	601	3,253	2,444	7,525	2,482	9,403	1,33,433	57,256	95,802	52,843
Total Bleaching materials—	Cwts.	Cwts.	Cwts.	Cwts.	Cwts.					
United Kingdom (*including* Channel Islands)	83,078	85,615	84,951	104,978	107,394	4,85,937	6,25,156	5,38,919	6,44,667	5,79,419
Commonwealth of Australia	..	..	..	..	11	..	..	..	..	228
TOTAL BRITISH POSSESSIONS	83,078	85,615	84,951	104,978	107,405	4,85,937	6,25,156	5,38,919	6,44,667	5,79,647
Germany	16,264	25,647	35,042	22,832	19,188	2,24,938	3,24,845	4,25,850	2,77,663	2,17,919
Netherlands	..	..	423	22	..	15	15	5,921	1,429	1
Belgium	99	2,257	2,618	386	..	587	12,384	14,225	4,406	..
France	469	2,299	4,663	7,951	1,785	3,213	12,060	25,034	42,528	7,104
Italy (*including* Fiume)	..	5,950	3,594	14,429	19,666	..	42,262	22,186	71,822	89,577
China (*exclusive* of Hongkong and Macão)	..	400	81	..	..	..	9,782	489	..	..
Japan	..	..	..	534	3,925	..	..	..	8,818	46,421
Other Foreign Countries	..	90	..	..	..	..	567	4	..	..
TOTAL FOREIGN COUNTRIES	16,832	36,643	46,416	46,154	44,564	2,28,753	4,01,915	4,93,209	4,06,666	3,61,022
Share of Bengal	*54,359*	*56,466*	*60,292*	*62,744*	*67,797*	*3,48,462*	*4,72,004*	*3,94,155*	*3,86,902*	*3,64,880*
" *Bombay*	*38,776*	*57,637*	*60,293*	*75,250*	*69,878*	*2,78,993*	*4,30,750*	*4,60,006*	*4,83,991*	*4,03,968*
" *Sind*	*1,738*	*3,129*	*2,900*	*4,498*	*6,895*	*10,550*	*30,803*	*25,179*	*39,283*	*55,372*
" *Madras*	*4,825*	*4,307*	*6,821*	*7,438*	*5,374*	*74,968*	*85,196*	*1,24,909*	*1,08,635*	*82,630*
" *Burma*	*212*	*719*	*1,061*	*1,202*	*2,025*	*1,717*	*8,318*	*27,879*	*32,522*	*30,919*
TOTAL	99,910	128,258	131,367	151,132	151,960	7,14,690	10,27,071	10,32,128	10,51,333	9,40,669

No. 10—*continued*

ARTICLES, AND COUNTRIES OF CONSIGNMENT; ALSO SHARE OF EACH PROVINCE	Quantity					Value				
	1929-30	1930-31	1931-32	1932-33	1933-34	1929-30	1930-31	1931-32	1932-33	1933-34
						R	R	R	R	R
Chemicals and chemical preparations (*excluding* chemical manures and medicines)—*continued*										
Carbide of Calcium (III. C)—	Cwts.	Cwts.	Cwts.	Cwts.	Cwts.					
United Kingdom (*including* Channel Islands)	70	897	188	750	106	1,481	10,748	3,194	10,415	1,880
Union of South Africa	1,710	3,741	2,822	2,153	1,585	25,043	56,020	45,461	37,719	24,304
Canada—										
Vid Atlantic Coast	785	2,946	5,425	8,051	7,532	13,554	54,442	1,05,322	1,49,194	1,05,473
Commonwealth of Australia	..	..	..	1,400	1,220	..	..	..	18,802	17,504
TOTAL BRITISH EMPIRE	2,565	7,584	8,435	12,954	10,393	40,078	1,21,210	1,53,977	2,16,210	1,49,565
Sweden	3,178	3,003	990	1,088	689	52,392	50,666	14,884	16,914	9,828
Norway	35,387	24,570	8,695	2,449	2,544	5,32,155	4,19,437	1,44,551	35,427	34,760
Germany	2,659	..	..	1,265	2,008	36,090	9	2	17,569	31,196
Netherlands	40	1,407	3,589	0,233	1,638	700	18,901	44,735	75,245	20,629
Belgium	..	..	398	230	720	..	..	5,429	2,811	12,043
Italy (*including* Fiume)	10,951	9,173	6,040	2,024	1,891	1,54,198	1,32,908	91,785	20,419	16,600
Czechoslovakia	..	..	100	945	..	..	..	1,600	13,264	..
Jugo-Slavia (Kingdom of the Serbs-Croats and Slovenes)	800	2,432	433	256	..	11,606	35,284	6,676	3,245	..
Japan	..	..	14,345	22,704	21,031	..	..	2,07,520	2,80,380	2,60,...
Portuguese East Africa	541	..	..	..	..	7,186	..	..	..	..
United States of America—										
Vid Atlantic Coast	2,573	2,886	3,818	2,418	6,022	47,141	50,728	68,590	42,565	1,11,864
„ Pacific „	..	914	..	..	105	..	15,852	..	..	1,856
Other Foreign Countries	791	150	320	..	595	11,098	2,415	4,448	..	7,847
TOTAL FOREIGN COUNTRIES	56,920	44,535	38,728	39,612	38,439	8,52,626	7,26,290	5,90,220	5,13,839	4,93,793
Share of Bengal	*46,519*	*35,187*	*31,391*	*29,672*	*29,907*	*7,06,642*	*5,33,140*	*4,93,402*	*4,03,891*	*3,91,317*
„ *Bombay*	*5,447*	*4,519*	*3,686*	*3,132*	*4,108*	*70,932*	*66,405*	*55,933*	*66,015*	*49,998*
„ *Sind*	*1,194*	*2,102*	*1,789*	*2,201*	*2,967*	*18,408*	*30,077*	*24,731*	*29,652*	*38,056*
„ *Madras*	*4,020*	*3,683*	*4,711*	*3,770*	*7,430*	*56,644*	*53,641*	*60,093*	*1,04,894*	*89,796*
„ *Burma*	*2,305*	*6,628*	*5,681*	*6,801*	*4,430*	*46,978*	*1,16,946*	*1,10,733*	*1,20,637*	*74,185*
TOTAL	59,485	52,119	47,158	52,566	48,932	8,98,604	8,47,509	7,44,197	7,80,049	6,43,348
Copperas (ferrous sulphate) (III. C)—	Cwts.	Cwts.	Cwts.	Cwts.	Cwts.					
United Kingdom (*including* Channel Islands)	1,938	904	876	4,178	2,048	10,513	4,991	5,661	14,884	12,795
Ceylon (*excluding* Maldives)	40	..	..	..	..	258	..	..	..	..
TOTAL BRITISH EMPIRE	1,978	904	876	4,178	2,048	10,771	4,991	5,661	14,884	12,795
TOTAL FOREIGN COUNTRIES	671	1,113	1,143	2,149	2,638	3,273	4,337	7,332	6,447	6,901
Share of Bengal	*51*	*11*	*240*	*4,365*	*2,739*	*1,801*	*643*	*5,004*	*11,401*	*7,361*
„ *Bombay*	*208*	*6*	*3*	*16*	*255*	*910*	*61*	*50*	*56*	*1,444*
„ *Sind*	*912*	*1,261*	*821*	*1,096*	*1,947*	*4,655*	*5,485*	*3,761*	*6,145*	*8,175*
Madras	*1,338*	*840*	*955*	*750*	*538*	*6,070*	*2,746*	*4,129*	*3,334*	*2,364*
Burma	*140*	*100*	..	*101*	*7*	*603*	*393*	*49*	*456*	*329*
TOTAL	2,649	2,017	2,019	6,327	5,486	14,044	9,328	12,993	21,331	19,690
Copper sulphate (III. C)—	Cwts.	Cwts.	Cwts.	Cwts.	Cwts.					
United Kingdom (*including* Channel Islands)	13,770	11,276	10,325	17,216	26,075	2,76,980	2,02,342	1,61,166	2,21,250	3,28,431
Ceylon (*excluding* Maldives)	30	..	..	..	..	550	..	..	..	..
TOTAL BRITISH EMPIRE	13,800	11,276	10,325	17,216	26,075	2,77,530	2,02,342	1,61,166	2,21,250	3,28,431

No. 10—*continued*

ARTICLES, AND COUNTRIES OF CONSIGNMENT; ALSO SHARE OF EACH PROVINCE	QUANTITY					VALUE				
	1929-30	1930-31	1931-32	1932-33	1933-34	1929-30	1930-31	1931-32	1932-33	1933-34
Chemicals and chemical preparations (*excluding* chemical manures and medicines)—*continued*						R	R	R	R	R
Copper sulphate (III. C)—continued	Cwts.	Cwts.	Cwts.	Cwts.	Cwts.					
Germany	7,791	5,292	5,328	3,672	2,320	1,58,357	1,11,701	93,879	45,444	27,252
Belgium	2,657	1,542	1,993	1,680	..	50,553	24,709	36,962	23,050	2
Italy (*including* Fiume)	..	..	..	200	1,040	..	..	..	2,378	11,169
Other Foreign Countries	100	..	2	71	20	1,825	..	10	510	230
TOTAL FOREIGN COUNTRIES	10,548	6,834	7,323	5,523	3,380	2,10,735	1,36,500	1,30,851	71,382	38,653
Share of Bengal	*4,640*	*3,566*	*3,258*	*4,567*	*4,067*	*1,01,492*	*68,805*	*54,513*	*57,607*	*50,893*
,, *Bombay*	*3,133*	*2,892*	*3,639*	*2,516*	*3,952*	*61,406*	*55,969*	*64,353*	*31,144*	*48,920*
,, *Sind*	*1,183*	*2,876*	*1,025*	*770*	*1,420*	*23,487*	*36,952*	*15,181*	*9,939*	*17,717*
,, *Madras*	*12,023*	*6,418*	*5,840*	*14,042*	*17,302*	*2,23,048*	*1,13,994*	*94,362*	*1,82,986*	*2,21,624*
,, *Burma*	*3,369*	*2,358*	*3,886*	*844*	*2,214*	*80,832*	*63,122*	*66,611*	*10,956*	*28,030*
TOTAL	24,348	18,110	17,648	22,789	29,455	4,90,265	3,38,842	2,95,019	2,92,632	3,67,084
Disinfectants—										
Naphthalene (III. C)—	Cwts.	Cwts.	Cwts.	Cwts.	Cwts.					
United Kingdom (*including* Channel Islands)	279	149	144	24	186	5,985	2,647	2,281	322	2,478
Other British Possessions	..	..	..	10	141	..	2	1	117	1,820
TOTAL BRITISH EMPIRE	279	149	144	34	327	5,985	2,649	2,282	439	4,298
Germany	3,359	4,360	1,929	736	1,858	47,304	50,205	19,696	9,566	21,986
Belgium	7,323	4,158	4,585	6,473	10,417	1,04,124	50,392	46,283	76,556	1,20,049
Japan	..	..	..	467	1,734	..	..	..	5,709	21,251
Other Foreign Countries	125	498	175	226	10	1,521	6,712	2,051	2,950	496
TOTAL FOREIGN COUNTRIES	11,307	9,016	6,689	7,902	14,019	1,53,249	1,07,309	68,060	94,871	1,64,382
Share of Bengal	*5,522*	*4,087*	*2,683*	*2,679*	*3,623*	*71,989*	*43,670*	*26,717*	*32,715*	*42,552*
,, *Bombay*	*1,771*	*706*	*1,067*	*1,764*	*3,251*	*22,154*	*8,335*	*16,963*	*21,816*	*46,255*
,, *Sind*	*2,998*	*2,749*	*1,069*	*1,779*	*4,933*	*40,941*	*34,714*	*11,539*	*19,118*	*54,213*
,, *Madras*	*590*	*555*	*843*	*936*	*1,362*	*7,603*	*7,071*	*8,473*	*11,630*	*16,414*
,, *Burma*	*395*	*1,068*	*571*	*778*	*1,122*	*16,547*	*16,168*	*6,600*	*10,331*	*9,241*
TOTAL	11,686	9,165	6,833	7,936	14,346	1,59,234	1,09,958	70,342	95,610	1,68,680
Others (III. C)—	Cwts.	Cwts.	Cwts.	Cwts.	Cwts.					
United Kingdom (*including* Channel Islands)	22,822	24,241	25,637	18,712	24,060	5,75,218	5,21,235	4,10,679	3,17,099	3,40,222
Ceylon (*excluding* Maldives)	300	425	233	85	50	9,062	9,024	3,190	1,752	918
Commonwealth of Australia	659	384	122	125	191	27,225	15,542	4,986	5,169	7,277
Other British Possessions	25	42	8	19	64	720	2,270	244	906	5,133
TOTAL BRITISH EMPIRE	23,806	25,092	26,000	18,941	24,061	6,12,225	5,48,071	4,19,099	3,24,926	3,53,550
Germany	250	286	151	129	159	6,036	5,880	3,067	2,575	11,524
Japan	230	281	276	351	522	23,770	30,457	28,971	28,325	29,578
United States of America—Ind Atlantic Coast	1,898	2,217	1,846	2,302	1,570	1,84,320	2,31,792	1,81,920	2,32,327	1,28,707
,, Pacific ,,	..	..	..	..	..	..	..	..	..	6
Other Foreign Countries	155	138	657	36	225	2,731	4,661	8,434	3,073	4,389
TOTAL FOREIGN COUNTRIES	2,533	2,922	2,930	2,818	2,476	2,17,507	2,72,790	2,22,392	2,66,300	1,74,204
Share of Bengal	*6,206*	*6,879*	*13,337*	*7,203*	*10,244*	*2,06,248*	*1,81,352*	*1,89,153*	*1,88,538*	*1,23,218*
,, *Bombay*	*11,017*	*10,948*	*7,862*	*6,995*	*9,212*	*3,66,926*	*3,95,195*	*2,76,893*	*2,43,980*	*2,48,158*
,, *Sind*	*3,781*	*3,398*	*3,448*	*3,349*	*3,680*	*88,917*	*66,874*	*64,940*	*54,644*	*54,599*
,, *Madras*	*2,533*	*4,009*	*1,350*	*2,048*	*2,459*	*86,391*	*94,052*	*55,406*	*57,655*	*59,163*
,, *Burma*	*2,747*	*2,650*	*2,433*	*2,164*	*1,842*	*81,250*	*83,388*	*65,099*	*47,315*	*37,611*
TOTAL	26,339	28,014	28,930	21,759	27,437	8,29,732	8,20,861	6,41,491	5,91,226	5,27,754

No. 10—*continued*

ARTICLES, AND COUNTRIES OF CONSIGNMENT; ALSO SHARE OF EACH PROVINCE	Quantity					Value				
	1929-30	1930-31	1931-32	1932-33	1933-34	1929-30	1930-31	1931-32	1932-33	1933-34
Chemicals and chemical preparations (*excluding* chemical manures and medicines)—*continued*						R	R	R	R	R
***Disinfectants*—continued**										
***Total Disinfectants*—**	Cwts.	Cwts.	Cwts.	Cwts.	Cwts.					
United Kingdom (*including* Channel Islands)	23,201	24,390	25,781	18,736	24,852	5,81,203	5,23,882	4,12,960	3,17,021	3,42,703
Ceylon (*excluding* Maldives)	800	425	238	85	50	9,062	9,024	3,190	1,754	918
Commonwealth of Australia	659	384	122	125	181	27,225	15,542	4,086	5,163	7,277
Other British Possessions	25	42	8	29	205	720	2,272	245	1,021	6,958
TOTAL BRITISH EMPIRE	24,185	25,241	26,144	18,975	25,288	6,18,210	5,50,720	4,21,381	3,25,565	3,57,848
Germany	3,609	4,646	2,080	865	2,017	54,290	56,085	22,768	12,141	31,510
Netherlands	120	319	475	6	15	1,371	4,601	4,349	158	937
Belgium	7,934	4,231	4,796	6,473	10,609	1,05,618	51,418	49,079	76,556	1,23,195
France	49	244	17	59	20	1,370	5,691	1,705	3,247	721
Japan	230	281	303	818	2,256	23,770	30,457	29,280	34,124	50,820
United States of America—Vid Atlantic Coast	1,898	2,217	1,846	2,302	1,570	1,84,320	2,81,702	1,81,920	2,32,327	1,28,707
„ Pacific „	..	..	..	..	..	..	..	..	..	6
Other Foreign Countries	..	..	102	197	8	22	..	1,350	2,618	681
TOTAL FOREIGN COUNTRIES	13,840	11,938	9,619	10,720	16,495	3,70,756	3,80,099	2,90,452	3,61,171	3,38,586
Share of Bengal	*11,728*	*11,066*	*16,020*	*9,882*	*13,867*	*2,78,237*	*2,25,022*	*2,15,870*	*2,21,247*	*1,70,170*
Bombay	*12,788*	*11,654*	*9,529*	*8,759*	*13,463*	*3,89,080*	*4,03,530*	*2,93,856*	*2,64,595*	*2,94,413*
„ *Sind*	*6,689*	*6,147*	*4,517*	*5,128*	*8,668*	*1,29,858*	*1,01,588*	*76,489*	*73,762*	*1,08,517*
„ *Madras*	*3,178*	*4,564*	*2,693*	*2,984*	*3,821*	*93,994*	*1,01,123*	*63,879*	*69,135*	*75,583*
„ *Burma*	*3,642*	*3,748*	*3,004*	*2,942*	*2,964*	*97,797*	*99,556*	*61,699*	*57,646*	*46,853*
TOTAL	38,025	37,179	35,763	29,695	41,783	9,88,966	9,80,819	7,11,833	6,86,736	6,96,484
***Glycerine (III. C)*—**	Cwts.	Cwts.	Cwts.	Cwts.	Cwts.					
United Kingdom (*including* Channel Islands)	5,701	3,871	4,345	8,118	11,153	2,60,750	1,69,110	1,63,347	2,54,531	3,53,202
Ceylon (*excluding* Maldives)	..	10	..	..	..	..	500	..	..	..
TOTAL BRITISH EMPIRE	5,701	3,881	4,345	8,118	11,158	2,60,750	1,69,610	1,63,347	2,54,531	3,53,202
Germany	414	2,007	2,875	1,432	334	19,146	80,676	85,087	44,224	12,005
Netherlands	50	375	269	273	349	2,286	15,254	9,502	9,455	10,443
France	100	259	130	..	..	3,878	9,584	4,444	..	..
Other Foreign Countries	28	27	68	167	19	833	1,063	2,690	4,796	1,023
TOTAL FOREIGN COUNTRIES	592	2,668	3,342	1,872	702	26,143	1,06,527	1,01,723	58,475	23,541
Share of Bengal	*3,037*	*2,998*	*3,167*	*4,950*	*5,857*	*1,33,681*	*1,23,809*	*1,08,979*	*1,52,538*	*1,44,617*
„ *Bombay*	*1,860*	*2,314*	*2,079*	*2,724*	*3,210*	*87,475*	*96,809*	*74,639*	*83,154*	*1,04,566*
„ *Sind*	*666*	*622*	*969*	*1,588*	*1,686*	*31,806*	*28,565*	*35,892*	*52,813*	*52,963*
„ *Madras*	*544*	*466*	*1,350*	*645*	*912*	*25,238*	*19,579*	*40,396*	*21,110*	*27,304*
„ *Burma*	*186*	*149*	*122*	*83*	*190*	*5,693*	*7,375*	*5,264*	*3,387*	*7,249*
TOTAL	6,293	6,549	7,687	9,990	11,855	2,86,893	2,76,137	2,66,070	3,13,0[illegible]	3,76,763
***Lead compounds*—**										
Acetate (III. C)—	Cwts.	Cwts.	Cwts.	Cwts.	Cwts.					
United Kingdom (*including* Channel Islands)	33	21	3	214	302	1,183	678	99	4,140	6,819
Germany	3,024	2,164	2,024	1,827	1,553	84,725	58,376	53,[illegible]	49,495	38,870
Netherlands	70	218	208	219	70	1,937	5,877	5,491	[illegible]	[illegible]
Other Foreign Countries	11	60	86	41	171	837	1,[illegible]	3,513	1,215	3,959
TOTAL FOREIGN COUNTRIES	3,105	2,442	2,318	2,137	1,795	[illegible]	[illegible]	62,[illegible]	55,194	49,274

No. 10—*continued*

ARTICLES AND COUNTRIES OF CONSIGNMENT; ALSO SHARE OF EACH PROVINCE	Quantity					Value				
	1929-30	1930-31	1931-32	1932-33	1933-34	1929-30	1930-31	1931-32	1932-33	1933-34
Chemicals and chemical preparations (*excluding* chemical manures and medicines)—*continued*						R	R	R	R	R
***Lead Compounds*—continued**										
Acetate (III, C)—*continued*	Cwts.	Cwts.	Cwts.	Cwts.	Cwts.					
Share of Bengal	*195*	*180*	*134*	*128*	*84*	*5,345*	*4,180*	*4,643*	*3,464*	*1,528*
,, *Bombay*	*2,768*	*2,061*	*1,909*	*2,098*	*1,639*	*77,708*	*55,904*	*49,612*	*53,057*	*30,762*
,, *Sind*	..	..	*4*	..	*10*	..	*26*	*126*	*22*	*385*
,, *Madras*	*157*	*221*	*342*	*146*	*363*	*4,697*	*6,112*	*8,620*	*3,581*	*8,461*
,, *Burma*	*28*	*1*	*2*	..	*1*	*932*	*30*	*62*	..	*57*
TOTAL	3,138	2,463	2,391	2,371	2,097	88,677	66,261	63,063	60,124	47,193
Litharage (III, C)—	Cwts.	Cwts.	Cwts.	Cwts.	Cwts.					
United Kingdom (*including* Channel Islands)	667	158	44	407	608	15,304	3,644	1,012	6,509	10,117
France	325	45	20	500	505	6,957	960	368	6,994	6,808
Other Foreign Countries	110	60	117	331	611	2,913	1,292	2,281	4,256	7,947
TOTAL FOREIGN COUNTRIES	435	105	137	831	1,116	9,870	2,252	2,649	11,250	14,755
Share of Bengal	*82*	*3*	*98*	*350*	*151*	*2,045*	*74*	*1,803*	*4,623*	*2,047*
,, *Bombay*	*949*	*66*	*23*	*771*	*1,353*	*21,153*	*1,434*	*468*	*11,106*	*18,725*
,, *Sind*	..	*3*	*6*	..	*29*	..	*116*	*295*	..	*503*
,, *Madras*	..	*175*	*30*	*66*	*181*	..	*3,969*	*629*	*1,288*	*3,433*
,, *Burma*	*71*	*16*	*24*	*51*	*10*	*1,976*	*303*	*466*	*742*	*164*
TOTAL	1,102	203	181	1,238	1,724	25,174	5,896	3,661	17,759	24,672
Others (III, C)—	Cwts.	Cwts.	Cwts.	Cwts.	Cwts.					
United Kingdom (*including* Channel Islands)	61	345	112	326	591	2,964	7,480	2,436	7,156	12,468
Germany	100	50	1	17	140	3,920	1,497	30	489	7,257
Other Foreign Countries	22	4	2	7	16	4,870	982	71	238	1,275
TOTAL FOREIGN COUNTRIES	182	63	3	24	156	8,790	2,479	101	727	8,532
Share of Bengal	*243*	*408*	*113*	*337*	*619*	*11,730*	*9,948*	*2,466*	*7,131*	*15,282*
,, *Bombay*	..	..	..	*2*	*31*	*24*	..	..	*114*	*2,297*
,, *Sind*	..	..	*2*	*1*	*8*	..	..	*69*	*32*	*690*
,, *Madras*	..	..	..	*10*	*58*	..	*11*	..	*562*	*2,661*
,, *Burma*	..	..	..	..	*1*	..	..	..	*44*	*80*
TOTAL	243	408	115	350	747	11,754	9,959	2,537	7,983	21,000
Total Lead Compounds—	Cwts.	Cwts.	Cwts.	Cwts.	Cwts.					
United Kingdom (*including* Channel Islands)	761	524	159	947	1,501	19,451	11,702	3,547	18,605	29,404
Germany	3,184	2,236	2,095	1,944	1,727	88,640	60,234	54,029	49,447	42,708
Netherlands	70	218	208	226	72	1,937	5,877	5,421	5,718	1,913
France	325	45	100	500	505	6,957	960	2,528	6,994	6,808
Other Foreign Countries	143	111	125	342	763	8,620	3,343	3,736	5,002	12,232
TOTAL FOREIGN COUNTRIES	3,722	2,610	2,528	3,012	3,067	1,06,154	70,414	65,714	67,161	63,661
Share of Bengal	*520*	*591*	*345*	*815*	*854*	*19,120*	*14,202*	*8,914*	*15,218*	*18,857*
,, *Bombay*	*3,707*	*2,127*	*1,932*	*2,871*	*3,023*	*98,880*	*57,338*	*50,080*	*64,277*	*57,784*
,, *Sind*	..	*3*	*12*	*1*	*47*	..	*142*	*490*	*54*	*1,578*
,, *Madras*	*157*	*396*	*372*	*221*	*633*	*4,697*	*10,092*	*9,249*	*6,431*	*14,545*
,, *Burma*	*99*	*17*	*26*	*51*	*12*	*2,908*	*342*	*528*	*756*	*301*
TOTAL	4,483	3,134	2,887	3,959	4,568	1,25,605	82,116	69,261	85,766	93,065

No. 10—*continued*

ARTICLES, AND COUNTRIES OF CONSIGNMENT; ALSO SHARE OF EACH PROVINCE	QUANTITY					VALUE				
	1929-30	1930-31	1931-32	1932-33	1933-34	1929-30	1930-31	1931-32	1932-33	1933-34
Chemicals and chemical preparations (*excluding* chemical manures and medicines)—*continued*						R	R	R	R	R
Magnesium compounds—	Cwts.	Cwts.	Cwts.	Cwts.	Cwts.					
Chloride (III. C)—										
United Kingdom (*including* Channel Islands)	2,138	1,568	1,470	1,067	951	21,027	19,212	19,117	14,449	10,730
Other British Possessions	..	201	..	..	..	..	546	..	..	..
TOTAL BRITISH EMPIRE	2,138	1,769	1,470	1,067	951	21,027	19,758	19,117	14,442	10,730
Germany	38,410	30,760	30,513	18,103	16,104	1,11,272	87,002	89,221	60,682	53,412
Japan	..	..	..	..	3,100	..	..	..	..	5,312
Other Foreign Countries	661	35	85	87	129	2,444	403	996	692	817
TOTAL FOREIGN COUNTRIES	39,071	30,795	30,598	18,190	19,333	1,13,716	87,405	90,217	61,374	59 541
Share of Bengal	*5,273*	*5,347*	*6,711*	*5,913*	*5,924*	*14,630*	*14,366*	*19,492*	*19,192*	*19,817*
„ *Bombay*	*31,882*	*23,631*	*21,021*	*10,965*	*12,831*	*89,149*	*67,546*	*62,741*	*37,065*	*37,538*
„ *Sind*	*20*	*46*	*47*	*2*	..	*157*	*170*	*182*	*25*	*5*
„ *Madras*	*2,883*	*2,531*	*2,781*	*1,450*	*579*	*12,363*	*9,794*	*10,378*	*6,656*	*3,211*
„ *Burma*	*1,151*	*1,009*	*1,508*	*927*	*950*	*13,444*	*15,287*	*16,541*	*12,878*	*9,900*
TOTAL	41,209	32,564	32,068	19,257	20,284	1,84,743	1,07,168	1,09,334	75,816	70,271
Sulphate (III. C)—	Cwts.	Cwts.	Cwts.	Cwts.	Cwts.					
United Kingdom (*including* Channel Islands)	1,735	811	520	637	1,033	10,288	12,537	9,401	11,919	20,181
Other British Possessions	20	9	..	39	60	196	90	3	157	260
TOTAL BRITISH EMPIRE	1,755	820	520	676	1,093	10,484	12,627	9,404	12,076	20,441
Germany	58,263	43,760	16,054	9,260	11,188	1,88,051	1,50,073	57,020	30,946	34,035
Japan	..	..	..	150	7,708	..	..	..	881	16,480
Other Foreign Countries	700	10	2	198	..	1,810	81	17	665	2
TOTAL FOREIGN COUNTRIES	58,963	43,779	16,056	9,608	18,951	1,89,861	1,51,054	57,037	31,902	50,517
Share of Bengal	*5,209*	*3,733*	*4,582*	*2,340*	*5,342*	*22,501*	*15,406*	*15,788*	*13,086*	*17,226*
„ *Bombay*	*40,836*	*25,097*	*2,402*	*953*	*6,086*	*1,26,740*	*85,687*	*11,725*	*6,021*	*26,382*
„ *Sind*	*9,306*	*6,999*	*4,528*	*3,593*	*5,239*	*26,769*	*25,994*	*15,965*	*11,781*	*15,188*
„ *Madras*	*4,548*	*6,266*	*3,643*	*1,812*	*2,251*	*19,536*	*25,458*	*14,747*	*6,941*	*8,027*
„ *Burma*	*819*	*2,504*	*1,121*	*1,286*	*1,096*	*3,806*	*11,136*	*8,156*	*6,233*	*5,135*
TOTAL	60,718	44,599	16,576	10,284	20,044	2,09,845	1,63,681	66,441	44,062	70,958
Others (III. C)—	Cwts.	Cwts.	Cwts.	Cwts.	Cwts.					
United Kingdom (*including* Channel Islands)	427	288	59	428	1,550	12,125	5,292	1,148	8,646	26,738
Germany	38	405	364	88	798	812	8,699	2,941	2,564	7,370
Italy (*including* Fiume)	5,071	30	32	145	298	28,948	980	682	2,956	7,689
Japan	..	..	..	98	2,459	..	..	..	2,014	34,715
Other Foreign Countries	150	39	50	82	179	2,520	654	1,013	1,340	3,822
TOTAL FOREIGN COUNTRIES	5,259	474	476	413	3,734	32,275	5,333	4,836	9,874	53,176
Share of Bengal	*5,449*	*162*	*203*	*122*	*2,700*	*38,114*	*3,207*	*1,060*	*2,508*	*23,978*
„ *Bombay*	*22*	*412*	*56*	*373*	*2,325*	*676*	*3,756*	*1,547*	*8,511*	*48,466*
„ *Sind*	*10*	*6*	*11*	*65*	*80*	*227*	*696*	*326*	*2,035*	*2,260*
„ *Madras*	*26*	*51*	*39*	*108*	*131*	*709*	*1,000*	*1,137*	*2,295*	*2,736*
„ *Burma*	*179*	*77*	*181*	*168*	*78*	*4,576*	*1,978*	*1,016*	*3,121*	*2,042*
TOTAL	5,686	707	535	836	5,284	44,400	10,625	5,964	18,520	79,914

No. 10—*continued*

ARTICLES AND COUNTRIES OF CONSIGNMENT; ALSO SHARE OF EACH PROVINCE	Quantity					Value				
	1929-30	1930-31	1931-32	1932-33	1933-34	1929-30	1930-31	1931-32	1932-33	1933-34
						R	R	R	R	R
Chemicals and chemical preparations (*excluding* chemical manures and medicines)—*continued*										
Total Magnesium compounds	Cwts.	Cwts.	Cwts.	Cwts.	Cwts.					
United Kingdom (*including* Channel Islands)	4,300	2,612	2,049	2,127	3,534	52,440	37,041	29,666	35,007	57,649
Other British Possessions	20	210	..	39	60	196	636	3	157	260
TOTAL BRITISH EMPIRE	4,320	2,822	2,049	2,166	3,594	52,636	37,677	29,669	35,164	57,909
Germany	98,711	74,984	46,981	27,451	28,090	3,00,135	2,41,674	1,49,182	94,102	94,817
Italy (*including* Fiume)	5,071	30	32	145	208	28,943	980	882	3,956	7,689
Japan	..	..	..	248	13,322	..	..	..	2,395	56,587
Other Foreign Countries	1,511	84	167	367	308	6,774	1,138	2,026	2,697	4,141
TOTAL FOREIGN COUNTRIES	103,293	75,048	47,180	28,211	42,018	3,35,852	2,43,792	1,52,090	1,03,240	1,63,234
Share of Bengal	*15,931*	*9,242*	*11,561*	*8,875*	*13,966*	*75,245*	*32,979*	*39,340*	*34,846*	*61,019*
,, *Bombay*	*72,740*	*49,140*	*23,509*	*12,291*	*21,242*	*2,16,565*	*1,56,988*	*76,073*	*51,597*	*1,11,550*
,, *Sind*	*9,336*	*7,050*	*4,886*	*3,660*	*5,289*	*37,244*	*26,759*	*16,473*	*13,831*	*17,453*
,, *Madras*	*7,457*	*8,848*	*6,463*	*3,170*	*2,991*	*32,610*	*36,342*	*26,262*	*15,598*	*13,964*
,, *Burma*	*2,149*	*3,590*	*2,760*	*2,381*	*2,124*	*26,824*	*28,401*	*23,611*	*22,232*	*17,127*
TOTAL	107,613	77,870	49,179	30,377	45,612	3,88,488	2,81,469	1,81,759	1,38,404	2,21,143
Potassium compounds—										
Bichromate (III. C)—	Cwts.	Cwts.	Cwts.	Cwts.	Cwts.					
United Kingdom (*including* Channel Islands)	2,453	1,735	3,480	2,045	1,746	75,051	52,303	1,11,057	67,586	60,009
Germany	2,209	2,207	2,962	1,480	1,458	66,661	68,813	1,09,790	52,356	50,063
Belgium	49	..	..	..	303	1,454	..	..	..	9,856
Japan	111	120	82	112	756	4,404	4,037	2,607	3,731	26,057
United States of America—										
Vid Atlantic Coast	100	90	410	552	..	2,835	3,060	15,410	20,015	..
Other Foreign Countries	15	37	20	..	12	512	1,171	615	20	482
TOTAL FOREIGN COUNTRIES	2,544	2,544	3,474	2,150	2,529	75,866	77,081	1,28,422	76,122	87,358
Share of Bengal	*1,538*	*1,723*	*2,236*	*1,816*	*2,199*	*47,774*	*51,478*	*73,251*	*58,373*	*75,780*
,, *Bombay*	*2,226*	*1,490*	*2,775*	*1,404*	*992*	*66,799*	*44,845*	*98,980*	*48,045*	*34,968*
,, *Sind*	*121*	*123*	*104*	*176*	*111*	*3,614*	*3,983*	*2,977*	*6,081*	*3,566*
,, *Madras*	*761*	*690*	*1,665*	*646*	*784*	*22,906*	*21,567*	*59,959*	*25,722*	*27,065*
,, *Burma*	*291*	*248*	*134*	*153*	*189*	*9,824*	*7,511*	*4,312*	*5,487*	*5,988*
TOTAL	4,097	4,279	6,904	4,195	4,275	1,50,917	1,29,384	2,39,479	1,43,708	1,47,367
Chlorate (III. C)—	Cwts.	Cwts.	Cwts.	Cwts.	Cwts.					
United Kingdom (*including* Channel Islands)	7	365	1	4	579	286	7,010	54	261	10,095
Finland	..	8,903	5,388	8,978	..	..	1,61,209	1,24,718	2,45,139	..
Sweden	25,076	6,455	12,455	18,143	24,243	4,37,306	1,17,516	2,88,890	2,15,928	6,20,657
Norway	853	..	..	..	..	14,868	..	..	..	..
Germany	18,889	10,189	12,502	16,275	7,710	3,23,646	3,40,736	2,69,548	4,10,775	1,94,100
Belgium	426	424	1,142	640	217	7,916	8,230	24,804	14,948	5,208
France	1,714	1,150	3,120	3,623	5,563	30,560	21,486	69,942	2,22,430	1,47,443
Switzerland	..	500	..	318	198	..	9,307	..	8,303	5,300
Japan	700	100	250	310	8,418	15,420	2,289	4,747	7,465	2,02,296
Other Foreign Countries	100	1	199	200	..	1,786	32	3,658	4,550	..
TOTAL FOREIGN COUNTRIES	47,758	36,722	35,056	48,482	46,349	8,31,452	6,60,805	7,86,207	11,29,558	11,80,999
Share of Bengal	*22,132*	*10,055*	*10,130*	*16,227*	*19,181*	*3,82,155*	*1,76,794*	*2,35,552*	*4,43,117*	*5,16,143*
,, *Bombay*	*15,588*	*16,983*	*11,651*	*12,065*	*18,098*	*2,68,104*	*2,76,292*	*2,69,132*	*3,13,266*	*2,87,302*
,, *Sind*	*686*	*740*	*962*	*1,158*	*1,333*	*11,788*	*13,652*	*21,060*	*29,073*	*32,842*
,, *Madras*	*2,505*	*4,346*	*6,152*	*7,502*	*6,672*	*44,607*	*80,628*	*1,32,906*	*1,77,668*	*1,62,808*
,, *Burma*	*6,850*	*6,320*	*[6,138*	*6,534*	*7,844*	*1,25,084*	*1,20,449*	*1,31,701*	*1,66,670*	*1,97,999*
TOTAL	47,760	37,057	35,057	43,486	46,928	8,31,788	6,67,815	7,86,351	11,29,794	11,97,094

No. 10—*continued*

ARTICLES, AND COUNTRIES OF CONSIGNMENT; ALSO SHARE OF EACH PROVINCE	Quantity					Value				
	1929-30	1930-31	1931-32	1932-33	1933-34	1929-30	1930-31	1931-32	1932-33	1933-34
Chemicals and chemical preparations (*excluding* chemical manures and medicines)—*continued*						R	R	R	R	R
***Potassium Compounds*—continued**	Cwts.	Cwts.	Cwts.	Cwts.	Cwts.					
Cyanide of Potassium (III. C)—										
United Kingdom (*including* Channel Islands)	81	45	87	177	306	11,361	5,933	10,253	20,005	34,001
Germany	11	16	34	35	44	1,531	2,198	3,402	5,032	6,413
Czechoslovakia	250	..	..	..	..	13,070	..	..	..	..
Other Foreign Countries	..	..	..	2	30	..	35	..	244	2,102
TOTAL FOREIGN COUNTRIES	261	16	34	37	74	13,601	2,233	3,402	5,279	8,515
Share of Bengal	..	2	11	33	91	41	224	1,152	3,539	7,903
„ *Bombay*	41	16	71	123	191	5,673	1,854	7,465	14,929	21,929
„ *Sind*	25	20	16	26	48	3,534	2,762	1,976	2,898	6,758
„ *Madras*	18	17	21	26	45	2,437	2,610	2,135	3,724	4,937
„ *Burma*	258	6	2	6	5	13,232	776	237	814	948
TOTAL	342	61	121	214	380	24,962	8,166	13,745	23,974	42,516
Other sorts (III. C)—	Cwts.	Cwts.	Cwts.	Cwts.	Cwts.					
United Kingdom (*including* Channel Islands)	1,139	662	558	480	636	1,06,907	1,41,232	1,24,247	1,03,108	1,14,464
Other British Possessions	..	..	..	..	..	..	8	..	..	17
TOTAL BRITISH EMPIRE	1,139	662	558	480	636	1,06,907	1,41,240	1,24,247	1,03,108	1,14,481
Germany	7,945	9,086	4,129	4,586	4,143	1,64,722	2,01,284	1,11,567	1,39,021	1,17,145
Netherlands	736	402	29	331	573	22,915	21,922	11,121	18,980	19,418
Belgium	192	275	50	156	235	9,200	8,384	1,988	18,449	6,917
France	..	54	79	171	51	88	4,106	9,867	12,183	5,988
Italy (*including* Fiume)	106	145	28	55	101	7,275	9,599	1,622	2,602	4,621
Czechoslovakia	40	270	..	..	40	1,276	8,635	..	..	1,906
Japan	168	78	82	146	148	1,44,632	75,391	83,390	97,240	48,680
United States of America—*Vid* Atlantic Coast	103	3	1	..	..	9,248	1,157	76	..	..
„ Pacific „	..	..	..	..	..	..	..	2	..	..
Other Foreign Countries	250	..	..	..	..	4,259	..	1,089	1	73
TOTAL FOREIGN COUNTRIES	8,835	10,308	4,398	5,395	5,291	3,63,565	3,30,428	2,20,717	2,83,326	2,04,868
Share of Bengal	4,973	5,779	2,933	3,857	3,274	3,15,158	2,19,045	1,56,744	1,43,540	1,04,311
„ *Bombay*	2,090	1,906	1,358	1,325	1,100	65,220	81,468	78,708	1,38,607	1,03,321
„ *Sind*	340	788	366	368	612	20,263	49,228	23,780	35,766	29,903
„ *Madras*	1,961	1,842	210	212	456	32,279	93,951	72,322	51,243	67,537
„ *Burma*	610	655	189	113	486	27,552	27,572	13,350	14,138	23,917
TOTAL	9,974	10,970	4,956	5,875	5,927	4,70,472	4,71,658	3,44,964	3,66,334	3,19,289
***Total Potassium compounds*—**	Cwts.	Cwts.	Cwts.	Cwts.	Cwts.					
United Kingdom (*including* Channel Islands)	3,680	2,807	4,076	2,706	3,267	1,93,605	2,06,468	2,45,611	1,91,550	2,24,569
Other British Possessions	..	..	..	..	..	..	8	..	..	17
TOTAL BRITISH EMPIRE	3,680	2,807	4,076	2,706	3,267	1,93,605	2,06,476	2,45,611	1,91,550	2,24,586

No. 10—*continued*

ARTICLES, AND COUNTRIES OF CONSIGNMENT; ALSO SHARE OF EACH PROVINCE	QUANTITY					VALUE				
	1929-30	1930-31	1931-32	1932-33	1933-34	1929-30	1930-31	1931-32	1932-33	1933-34
						R	R	R	R	R
Chemicals and chemical preparations (*excluding* chemical manures and medicines)—*continued*										
***Total*—Potassium compounds—continued**	Cwts.	Cwts.	Cwts.	Cwts.	Cwts.					
Finland	..	8,903	5,388	8,973	..	..	1,01,209	1,24,718	2,45,139	..
Sweden	25,340	6,167	12,455	8,143	24,255	4,42,009	1,17,875	2,88,890	2,15,028	6,27,189
Norway	853	..	..	..	..	14,868	..	..	..	..
Germany	28,414	30,588	19,627	22,332	13,355	5,56,560	6,13,081	4,94,392	6,07,187	3,67,721
Netherlands	737	857	29	533	601	22,987	19,864	11,121	18,694	21,072
Belgium	667	740	1,192	796	756	18,570	19,501	26,787	33,392	22,328
France	1,714	1,204	3,199	3,794	5,614	30,598	25,592	79,800	2,34,508	1,53,431
Switzerland	..	500	20	318	198	..	9,307	1,704	8,303	5,372
Italy (*including* Fiume)	106	145	28	55	101	7,275	9,500	1,622	2,002	4,021
Czechoslovakia	390	270	99	..	40	15,082	8,035	1,780	..	1,966
Japan	974	293	414	568	9,323	1,04,452	81,717	90,744	1,08,436	2,78,029
United States of America—										
Vid Atlantic Coast	203	93	411	552	..	12,083	4,217	15,486	20,015	..
„ Pacific „	..	..	100	..	..	..	..	1,875	..	..
Other Foreign Countries	..	..	..	..	..	..	..	..	1	1
TOTAL FOREIGN COUNTRIES	59,398	49,590	42,962	51,064	54,243	12,84,484	10,70,547	11,98,928	14,94,260	14,81,680
Share of Bengal	*23,643*	*17,562*	*15,300*	*21,933*	*24,745*	*7,45,128*	*4,47,541*	*4,66,729*	*6,48,559*	*7,04,137*
„ *Bombay*	*20,005*	*18,495*	*15,785*	*14,917*	*14,381*	*4,05,801*	*4,04,559*	*4,47,345*	*5,14,847*	*4,47,530*
„ *Sind*	*1,179*	*1,676*	*1,448*	*1,728*	*2,104*	*39,249*	*69,619*	*49,793*	*73,818*	*73,063*
„ *Madras*	*5,249*	*6,935*	*8,048*	*8,386*	*7,957*	*1,02,219*	*1,98,756*	*2,68,022*	*2,61,397*	*2,52,697*
„ *Burma*	*8,009*	*7,729*	*6,457*	*6,806*	*8,323*	*1,85,692*	*1,56,248*	*1,52,650*	*1,87,159*	*2,28,849*
TOTAL	63,078	52,397	47,038	53,770	57,510	14,78,089	12,77,023	13,84,539	16,85,810	17,06,280
***Soda Compounds*—**										
Sodium bicarbonate (III. C)—United Kingdom (*including* Channel Islands)	Cwts. 117,266	Cwts. 78,728	Cwts. 91,146	Cwts. 89,505	Cwts. 92,062	8,76,009	6,15,918	7,21,222	6,86,119	6,92,120
Other British Possessions	4	2	..	99	1	21	15	..	578	7
TOTAL BRITISH EMPIRE	117,270	78,730	91,146	89,604	92,063	8,76,030	6,15,928	7,21,222	6,86,692	6,92,127
U. S. S. R.—Northern	..	1,676	2,823	629	401	..	12,638	28,106	5,648	2,811
Southern	..	99	3,002	4,574	1,954	..	581	26,219	40,478	14,191
Pacific Ports (in Asia)	..	301	..	..	..	..	2,412	..	..	..
Germany	44	2,941	706	69	38	1,302	26,280	5,918	1,920	1,186
Japan	..	..	..	3,717	20,225	..	..	..	26,043	1,29,306
Egypt	..	..	..	900	227	..	..	..	5,987	1,365
United States of America—*Vid* Atlantic Coast	4,350	5,601	3,417	1,824	3,401	30,058	42,235	22,511	24,468	24,669
Other Foreign Countries	..	2	519	146	108	1	17	3,477	1,385	1,001
TOTAL FOREIGN COUNTRIES	4,394	10,620	10,467	11,859	26,354	31,361	84,158	81,231	1,05,874	1,74,479
Share of Bengal	*37,550*	*33,481*	*28,580*	*32,438*	*36,309*	*2,91,627*	*2,52,339*	*2,27,853*	*2,60,071*	*2,59,631*
„ *Bombay*	*27,510*	*23,234*	*19,275*	*26,287*	*28,351*	*1,99,169*	*1,96,865*	*2,39,965*	*2,04,299*	*2,10,236*
„ *Sind*	*17,606*	*10,293*	*16,590*	*16,284*	*18,415*	*1,27,475*	*70,268*	*1,12,797*	*1,12,161*	*1,26,566*
„ *Madras*	*19,073*	*8,496*	*13,041*	*13,962*	*20,511*	*1,18,517*	*61,536*	*98,127*	*1,02,200*	*1,42,435*
„ *Burma*	*19,935*	*13,846*	*14,127*	*12,522*	*14,898*	*1,70,303*	*1,19,078*	*1,23,711*	*1,23,835*	*1,27,738*
TOTAL	121,664	89,350	101,613	101,468	118,417	9,07,391	7,00,086	8,02,453	7,92,566	8,66,606
Sodium bichromate (III. C)—United Kingdom (*including* Channel Islands)	Cwts. 6,105	Cwts. 7,681	Cwts. 5,730	Cwts. 5,238	Cwts. 10,984	1,45,401	1,75,052	1,36,800	1,52,710	2,84,859
Germany	1,844	2,712	4,137	1,075	803	47,004	64,604	1,17,977	63,208	23,930
Netherlands	20	..	601	1,638	..	494	..	15,025	40,418	..
Belgium	338	988	148	61	835	7,911	22,776	3,710	1,651	19,902
United States of America—*Vid* Atlantic Coast	1,341	340	410	3,103	246	25,922	9,000	12,803	81,283	7,472
Other Foreign Countries	..	76	..	57	89	..	1,933	..	1,634	578
TOTAL FOREIGN COUNTRIES	3,543	4,116	5,296	6,834	1,973	81,391	98,313	1,49,515	1,91,267	51,882

No. 10—*continued*

ARTICLES, AND COUNTRIES OF CONSIGNMENT; ALSO SHARE OF EACH PROVINCE	Quantity					Value				
	1929-30	1930-31	1931-32	1932-33	1933-34	1929-30	1930-31	1931-32	1932-33	1933-34
						R	R	R	R	R
Chemicals and chemical preparations (*excluding* chemical manures and medicines)—*continued*										
***Soda Compounds*—continued**										
Sodium bichromate (III. C)—*continued*	Cwts.	Cwts.	Cwts.	Cwts.	Cwts.					
Share of Bengal	*1,495*	*1,832*	*1,698*	*1,509*	*3,509*	*32,530*	*36,561*	*28,030*	*54,614*	*1,03,455*
„ *Bombay*	*1,830*	*2,313*	*2,834*	*1,583*	*737*	*45,790*	*57,551*	*68,721*	*50,[illegible]*	*21,834*
„ *Sind*	..	*60*	..	*20*	*60*	..	*1,540*	..	*[illegible]26*	*1,601*
„ *Madras*	*6,098*	*5,978*	*4,719*	*8,057*	*8,056*	*1,43,194*	*1,40,225*	*1,27,377*	*2,23,212*	*1,96,322*
„ *Burma*	*223*	*1,614*	*1,782*	*603*	*595*	*5,278*	*37,465*	*44,587*	*15,471*	*17,539*
TOTAL	9,648	11,797	11,026	12,072	12,057	2,26,792	2,78,372	2,86,315	3,43,980	3,36,751
Borax (III. C)—	Cwts.	Cwts.	Cwts.	Cwts.	Cwts.					
United Kingdom (*including* Channel Islands)	14,208	4,920	10,488	17,673	9,455	1,60,198	68,071	1,22,306	1,74,850	1,08,269
Other British Possessions	48	..	..	..	..	437	..	7	..	..
TOTAL BRITISH EMPIRE	14,256	4,929	10,488	17,673	9,455	1,60,635	68,071	1,22,373	1,74,850	1,08,269
Germany	958	1,210	991	188	50	12,463	17,623	14,041	1,923	1,017
Netherlands	..	863	645	590	41	..	8,502	6,182	6,180	944
Belgium	45	..	..	1,400	..	774	..	..	12,475	..
France	150	..	..	800	..	1,444	..	..	7,087	2
Italy (*including* Fiume)	2,222	4,126	4,872	4,174	919	24,567	44,217	53,434	45,126	10,460
Austria	..	100	30	..	..	..	1,022	341	..	..
Japan	..	2	5	..	4,353	..	48	84	..	40,787
United States of America—										
Vid Atlantic Coast	1,050	1,820	1,560	3,655	423	9,949	18,779	19,326	35,839	14,,082
„ Pacific „	400	100	2,450	4,350	500	3,380	1,180	28,992	41,986	4,950
TOTAL FOREIGN COUNTRIES	4,825	8,221	10,553	15,157	6,295	53,073	91,431	1,17,800	1,50,624	62,201
Share of Bengal	*11,375*	*5,950*	*9,487*	*18,598*	*6,935*	*1,21,211*	*67,685*	*1,08,290*	*1,75,870*	*68,084*
„ *Bombay*	*4,115*	*3,955*	*6,309*	*7,056*	*4,490*	*42,641*	*44,748*	*69,628*	*70,831*	*40,857*
„ *Sind*	*1,496*	*705*	*1,931*	*4,240*	*1,717*	*18,620*	*9,509*	*21,451*	*41,164*	*17,298*
„ *Madras*	*1,787*	*1,982*	*2,601*	*2,378*	*2,077*	*26,881*	*29,347*	*35,826*	*29,542*	*30,778*
„ *Burma*	*305*	*528*	*713*	*564*	*537*	*4,299*	*7,713*	*10,778*	*8,076*	*7,467*
TOTAL	19,081	13,150	21,041	32,880	15,750	2,13,708	1,59,502	2,39,678	3,25,483	1,70,470
Caustic soda (III. C)—	Cwts.	Cwts.	Cwts.	Cwts.	Cwts.					
United Kingdom (*including* Channel Islands)	160,463	182,151	212,104	230,324	260,208	16,82,307	21,10,908	25,55,848	27,09,417	30,06,386
Other British Possessions	9	4	..	27	89	150	65	3	383	1,202
TOTAL BRITISH EMPIRE	169,472	182,155	212,104	230,351	260,297	16,82,457	21,10,973	25,55,851	27,09,80[illegible]	30,05,588
U. S. S. R.—										
Northern	..	1,591	4,677	5,399	..	..	16,961	51,29[illegible]	59,[illegible]	..
Southern	..	..	776	10,174	1,704	..	..	9,220	1,32,0[illegible]	16,617
Pacific ports (in Asia)	..	149	..	..	..	..	1,790	..	..	..
Germany	7,015	21,493	23,846	623	149	1,01,343	2,82,499	3,25,171	9,80[illegible]	2,659
Netherlands	1	801	92	..	1	49	7,975	1,192	..	117
Belgium	14	360	1,654	..	..	224	4,852	18,147	..	..
France	20	..	1,116	101	1,126	1,062	..	10,013	1,066	10,300
Japan	..	..	..	4,300	16,042	..	..	..	49,666	1,99,574
Egypt	..	296	376	1,767	184	..	3,549	3,608	18,787	1,636
United States of America—										
Vid Atlantic Coast	13,087	25,466	16,780	31,804	28,819	1,40,655	3,00,532	1,95,041	4,01,092	3,20,462
Other Foreign Countries	..	30	1	20	..	..	364	11	303	..
TOTAL FOREIGN COUNTRIES	20,137	49,746	49,324	54,178	48,026	2,43,333	6,18,622	6,14,586	6,82,257	5,51,305
Share of Bengal	*58,765*	*78,173*	*86,957*	*76,446*	*108,342*	*6,46,833*	*8,87,446*	*10,28,916*	*8,76,931*	*12,38,307*
„ *Bombay*	*37,256*	*53,374*	*53,136*	*65,401*	*57,872*	*4,75,841*	*7,28,924*	*8,13,745*	*9,36,095*	*7,51,730*
„ *Sind*	*46,374*	*45,919*	*47,515*	*60,808*	*62,211*	*4,94,915*	*5,06,802*	*5,33,[illegible]*	*6,90,691*	*6,91,804*
„ *Madras*	*35,996*	*36,576*	*50,596*	*55,462*	*60,452*	*3,,4,765*	*4,06,744*	*3,71,956*	*6,50,465*	*6,00,324*
„ *Burma*	*11,185*	*17,359*	*18,242*	*20,412*	*19,034*	*1,23,376*	*1,99,879*	*2,22,839*	*2,45,874*	*2,19,788*
TOTAL	189,609	231,901	261,428	284,525	308,313	21,25,790	27,29,595	31,69,937	33,92,057	35,66,153

No. 10—*continued*

ARTICLES, AND COUNTRIES OF CONSIGNMENT; ALSO SHARE OF EACH PROVINCE	QUANTITY					VALUE				
	1929-30	1930-31	1931-32	1932-33	1933-34	1929-30	1930-31	1931-32	1932-33	1933-34
Chemicals and chemical preparations (*excluding* chemical mixtures and medicines)—*continued*						R	R	R	R	R
Soda Compounds—continued	Cwts.	Cwts.	Cwts.	Cwts.	Cwts.					
Sodium cyanide (III. C)—										
United Kingdom (*including* Channel Islands)	6,828	6,103	6,040	5,860	5,260	3 43,697	3,15,332	3,14,281	3,07,033	2,71,519
Germany	3,750	1,000	900	400	..	1,77,487	44,206	41,086	16,176	76
Czechoslovakia	660	..	..	200	..	30,899	..	..	7,984	..
United States of America—										
Vid Atlantic Coast	..	6	..	..	..	..	281	..	..	..
TOTAL FOREIGN COUNTRIES	4,400	1,006	900	600	..	2,08,386	44,487	41,086	24,160	76
Share of Bombay	..	*46*	*200*	*120*	*20*	..	*3,036*	*13,541*	*11,276*	*1,471*
" *Madras*	*6,328*	*6,061*	*5,840*	*5,740*	*5,240*	*3,43,562*	*3,12,464*	*3,00,749*	*2,95,763*	*2,70,124*
" *Burma*	*4,402*	*1,002*	*920*	600	..	*2,03,516*	*44,320*	*41,086*	*21,155*	..
TOTAL	10,728	7,109	6,940	6,460	5,260	5,52,083	3,59,819	3,55,367	3,31,193	2,71,595
Sodium sulphate (III. C)*—										
United Kingdom (*including* Channel Islands)	—	—	—	Cwts. 1,750	Cwts. 2,642	—	—	—	14,524	19,248
Straits Settlements	—	—	—	..	5	—	—	—	..	32
TOTAL BRITISH EMPIRE	—	—	—	1,750	2,647	—	—	—	14,524	19,280
Germany	—	—	—	5,375	4,151	—	—	—	28,785	18,635
Other Foreign Countries	—	—	—	375	443	—	—	—	1,719	2,122
TOTAL FOREIGN COUNTRIES	—	—	—	5,750	4,594	—	—	—	30,504	20,758
Share of Bengal	—	—	—	*3,654*	*2,796*	—	—	—	*16,221*	*11,858*
" *Bombay*	—	—	—	*1,990*	*1,464*	—	—	—	*13,514*	*8,488*
" *Sind*	—	—	—	*62*	*34*	—	—	—	*1,181*	*809*
" *Madras*	—	—	—	*1,741*	*1,066*	—	—	—	*13,053*	*7,148*
" *Burma*	—	—	—	*53*	*1,861*	—	—	—	*469*	*11,735*
TOTAL	—	—	—	7,500	7,241	—	—	—	45,028	40,038
Soda sulphide (III. C)—										
United Kingdom (*including* Channel Islands)	Cwts. 26,029	Cwts. 4,380	Cwts. 21,434	Cwts. 22,200	Cwts. 13,385	1,89,007	36,484	1,57,613	1,58,399	80,117
Other British Possessions	13	2	..	..	..	468	95	..	..	..
TOTAL BRITISH EMPIRE	26,042	4,382	21,434	22,200	13,385	1,89,475	36,579	1,57,613	1,58,399	80,117
U. S. S. R.—										
Northern	..	..	4,345	5,305	2,263	..	..	2 ,182	35,852	11,199
Southern	..	..	376	..	991	..	..	1,893	..	5,125
Germany	10,898	16,683	8,841	1,936	3,985	85,086	1,36,626	65,187	13,980	24,708
Belgium	1,014	2,325	2,689	2,157	455	7,874	18,395	21,200	15,025	2,437
Japan	5,221	8,571	4,871	12,338	17,795	37,039	65,116	33,996	64,799	79,350
Other Foreign Countries	214	..	140	544	..	1,879	..	1,134	3,662	..
TOTAL FOREIGN COUNTRIES	17,347	27,579	21,262	22,280	25,489	1,31,878	2,20,137	1,52,592	1,32,818	1,22,819
Share of Bengal	*5,492*	*2,255*	*4,502*	*5,686*	*5,934*	*44,518*	*17,413*	*34,096*	*36,764*	*29,763*
" *Bombay*	*32,635*	*24,036*	*31,581*	*31,479*	*27,967*	*2,37,050*	*1,91,002*	*2,23,488*	*1,97,177*	*1,37,457*
" *Sind*	*260*	*139*	*160*	*172*	*51*	*2,062*	*1,097*	*1,248*	*1,381*	*385*
" *Madras*	*4,949*	*4,408*	*6,665*	*6,952*	*4,575*	*36,973*	*36,497*	*44,055*	*53,289*	*32,388*
" *Burma*	*53*	*1,123*	*788*	*281*	*347*	*759*	*10,702*	*7,318*	*2,606*	*2,943*
TOTAL	43,389	31,961	42,696	44,570	38,874	3,21,353	2,56,716	3,10,205	2,91,217	2,02,936
Sodium carbonate (III. C)—	Cwts.	Cwts.	Cwts.	Cwts.	Cwts.					
United Kingdom (*including* Channel Islands)	1,075,999	920,695	847,522	853,800	893,474	63,66,121	56,41,925	50,91,118	49,40,974	51,19,869
Aden and Dependencies	2,430	3,484	3,007	8,285	2,814	8,253	12,508	9,847	31,406	8,340
Kenya Colony	123,461	101,009	67,097	79,000	83,092	7,15,042	6,06,992	3,83,038	4,40,701	4,61,874
Other British Possessions	3	1	..	4	122	19	13	18	40	703
TOTAL BRITISH EMPIRE	1,201,893	1,025,189	917,626	941,092	979,412	70,89,441	62,61,438	54,84,021	54,15,121	55,90,786
U. S. S. R.—										
Northern	..	5,948	10,329	9,813	1,575	..	36,658	1,35,860	71,742	5,769
Southern	..	6,247	57,564	89,222	38,323	..	43 ,446	4,18,275	6,55,748	1,86,645
Germany	281	9,351	13,460	22	101	2,863	65,071	92,695	517	985
Netherlands	14	815	319	..	1	164	12,230	2,344	..	40
Belgium	159	1,552	129	5	..	1,017	10,087	783	43	..
Italy (*including* Fiume)	..	..	1,420	5,009	..	..	..	8,012	27,3:4	..
Japan	..	200	..	50,973	50,473	..	1,500	..	2,71,081	2,(3 633
Egypt	..	—	1,835	6,074	9,154	..	..	11,134	32,8:7	45 049
United States of America— Vid Atlantic Coast	1,689	1,888	713	434	5 1,625	15,740	14,591	5,137	3,237	3,62 673
" Pacific "	.	898	2,315	..	.		6,189	16,990	..	..
Other Foreign Countries	24	75	771	30	1	190	645	5,338	16	17
TOTAL FOREIGN COUNTRIES	2,167	26,975	97,885	161,4:2	15. 2 0	19,:71	1,90,117	6,91,549	14,(63	8,61,351

* Separately recorde from 1932-33.

No. 10—*continued*

ARTICLES, AND COUNTRIES OF CONSIGNMENT; ALSO SHARE OF EACH PROVINCE	Quantity					Value				
	1929-30	1930-31	1931-32	1932-33	1933-34	1929-30	1930-31	1931-32	1932-33	1933-34
Chemicals and chemical preparations (*excluding* chemical manures and medicines)—*continued*						R	R	R	R	R
***Soda Compounds*—continued**										
Sodium carbonate (III. C)—*continued*	Cwts.	Cwts.	Cwts.	Cwts.	Cwts.					
Share of Bengal	*704,695*	*559,392*	*491,917*	*618,401*	*625,226*	*41,15,172*	*33,61,329*	*35,84,192*	*37,21,565*	*36,45,937*
„ *Bombay*	*129,390*	*145,643*	*124,690*	*150,715*	*135,009*	*7,29,063*	*10,07,677*	*8,57,770*	*9,21,440*	*7,35,046*
„ *Sind*	*231,440*	*181,218*	*205,412*	*210,606*	*230,988*	*14,12,606*	*11,00,281*	*11,93,513*	*11,63,716*	*13,79,631*
„ *Madras*	*79,850*	*98,964*	*71,082*	*98,626*	*113,376*	*4,71,324*	*5,55,056*	*3,92,696*	*5,16,314*	*5,75,954*
„ *Burma*	*58,684*	*66,947*	*22,410*	*24,226*	*25,563*	*3,90,645*	*4,26,513*	*1,47,694*	*1,52,559*	*1,56,049*
TOTAL	1,204,059	1,052,164	1,015,511	1,102,574	1,130,662	71,08,815	64,51,855	61,75,864	64,75,884	63,95,617
Sodium silicate (III. C)—	Cwts.	Cwts.	Cwts.	Cwts.	Cwts.					
United Kingdom (*including* Channel Islands)	35,605	35,108	23,959	23,792	23,473	2,87,021	2,74,600	1,91,595	1,84,191	1,76,148
Other British Possessions	..	..	..	..	33	..	..	18	..	269
TOTAL BRITISH EMPIRE	35,605	35,108	23,959	23,792	23,506	2,87,021	2,74,600	1,91,613	1,84,191	1,76,417
Germany	418	739	2,262	2,310	1,755	3,006	5,978	19,007	17,765	17,094
Netherlands	..	4,115	1,142	..	..	..	31,116	8,617	..	..
Belgium	193	1,800	267	1,037	3,240	1,649	14,604	2,244	7,403	18,669
France	642	2,125	1,513	..	..	4,585	16,405	12,380	..	..
Japan	..	..	..	401	3,231	32	..	..	3,080	26,566
Other Foreign Countries	7	..	..	2	119	60	..	..	14	3,317
TOTAL FOREIGN COUNTRIES	1,260	8,779	5,184	3,800	8,345	9,332	68,103	42,748	28,262	65,645
Share of Bengal	*17,789*	*13,237*	*5,317*	*1,088*	*7,835*	*1,42,836*	*1,43,628*	*42,663*	*8,835*	*59,616*
„ *Bombay*	*5,491*	*8,421*	*6,678*	*5,302*	*5,964*	*42,467*	*63,563*	*57,371*	*43,005*	*45,571*
„ *Sind*	*3,400*	*2,097*	*2,627*	*2,010*	*1,744*	*27,042*	*16,635*	*20,348*	*13,693*	*10,981*
„ *Madras*	*5,744*	*8,999*	*7,635*	*12,076*	*9,883*	*46,298*	*66,177*	*57,025*	*57,176*	*70,144*
„ *Burma*	*4,450*	*6,083*	*6,886*	*7,316*	*6,375*	*37,669*	*52,405*	*56,954*	*59,544*	*55,651*
TOTAL	36,865	43,887	29,143	27,592	31,851	2,96,312	3,42,703	2,34,361	2,12,453	2,42,062
Other sorts (III. C)—	Cwts.	Cwts.	Cwts.	Cwts.	Cwts.					
United Kingdom (*including* Channel Islands)	8,223	5,836	8,587	9,180	19,173	1,90,644	1,60,062	2,44,130	2,09,568	4,84,293
Other British Possessions	6	14	17	452	41	184	99	468	2,942	378
TOTAL BRITISH EMPIRE	8,229	5,850	8,604	9,632	19,214	1,90,829	1,60,161	2,44,598	2,09,510	4,84,671
U. S. S. R.—										
Pacific ports (in Asia)	..	795	..	..	..	..	5,565	..	..	..
Germany	9,182	12,098	13,503	3,752	6,016	1,16,921	1,30,038	1,42,671	95,077	1,45,510
Netherlands	1,279	3,878	867	1,404	171	10,358	75,796	45,941	69,405	5,094
Belgium	2,190	1,278	1,028	1,163	607	16,444	12,521	31,511	35,928	16,271
France	1,505	1,920	1,085	1,749	700	15,300	17,839	13,441	55,521	23,750
Italy (*including* Fiume)	42	15	98	130	91	1,064	950	5,008	6,733	1,768
Japan	..	..	..	1,094	259	..	..	..	9,086	2,563
United States of America—										
Vid Atlantic Coast	1,117	300	99	95	229	35,538	13,869	3,058	10,479	7,492
Other Foreign Countries	98	..	162	20	57	261	..	2,216	1,070	4,190
TOTAL FOREIGN COUNTRIES	15,413	20,279	16,842	9,407	8,130	1,95,886	2,57,178	2,43,846	2,83,199	2,07,653
Share of Bengal	*6,253*	*6,162*	*4,612*	*2,426*	*5,982*	*63,206*	*67,093*	*48,143*	*90,674*	*1,39,956*
„ *Bombay*	*9,255*	*5,736*	*10,113*	*6,607*	*13,277*	*1,32,798*	*1,17,387*	*1,60,114*	*2,04,735*	*1,49,970*
„ *Sind*	*232*	*741*	*698*	*1,418*	*1,111*	*9,591*	*250,53*	*17,090*	*24,505*	*26,146*
„ *Madras*	*4,919*	*4,244*	*5,136*	*4,346*	*6,234*	*1,01,691*	*1,08,598*	*1,62,242*	*1,64,057*	*2,10,920*
„ *Burma*	*3,033*	*6,246*	*4,889*	*3,212*	*1,640*	*74,429*	*1,19,611*	*1,92,856*	*92,703*	*45,233*
TOTAL	23,643	26,129	25,446	19,039	27,344	3,86,714	4,17,339	4,90,444	5,76,709	6,92,224

No. 10—*continued*

ARTICLES, AND COUNTRIES OF CONSIGNMENT; ALSO SHARE OF EACH PROVINCE	QUANTITY					VALUE				
	1929-30	1930-31	1931-32	1932-33	1933-34	1929-30	1930-31	1931-32	1932-33	1933-34
Chemicals and chemical preparations (*excluding* chemical manures and medicines)—*continued*						R	R	R	R	R
***Soda compounds*—concluded**										
***Total Soda compounds*—**	Cwts.	Cwts.	Cwts.	Cwts.	Cwts.					
United Kingdom (*including* Channel Islands)	1,459,226	1,245,611	1,227,010	1,250,412	1,330,110	1,04,40,408	93,98,364	95,34,473	96,18,803	1,02,10,838
Aden and Dependencies	2,430	3,488	3,007	8,387	2,814	8,256	12,527	9,847	31,078	8,340
Kenya Colony	123,461	101,009	67,097	79,000	83,002	7,15,042	6,06,992	3,83,038	4,40,701	4,61,874
Other British Possessions	82	19	17	83	291	1,270	208	514	748	2,591
TOTAL BRITISH EMPIRE	1,585,199	1,350,127	1,297,131	1,346,882	1,416,223	1,11,64,985	1,00,18,141	99,27,872	1,00,92,230	1,07,13,643
U. S. S. R.—										
Northern	..	9,215	31,174	21,146	4,230	..	66,252	2,39,441	1,82,291	19,700
Southern	..	6,346	61,718	1,04,285	42,072	..	44,027	4,50,607	8,30,267	2,22,578
Pacific ports (In Asia)	..	1,245	..	..	..	..	9,767	..	..	..
Germany	34,390	68,227	68,646	16,650	17,057	5,46,925	7,73,525	8,23,753	2,49,243	2,35,760
Netherlands	1,525	10,032	3,931	3,632	215	12,890	1,35,679	80,972	1,16,034	6,828
Belgium	3,053	8,299	5,917	5,036	5,238	35,893	83,235	77,608	73,248	58,170
France	2,335	4,122	4,150	2,015	1,826	22,575	34,906	40,720	66,363	34,052
Italy (*including* Fiume)	2,264	4,141	6,762	9,416	1,010	25,631	45,167	68,998	79,911	12,243
Czechoslovakia	650	..	80	210	39	30,899	..	985	8,501	2,275
Japan	5,221	8,849	4,806	72,741	112,890	37,071	68,507	34,241	4,24,218	7,34,512
Egypt	..	296	2,261	8,731	9,565	..	3,549	15,302	57,581	48,050
United States of America—										
Vid Atlantic Coast	22,634	35,421	22,985	40,917	84,850	2,57,862	3,99,387	2,59,876	5,59,447	6,80,168
„ Pacific „	400	998	4,765	4,350	500	3,886	7,369	40,882	41,986	4,059
Other Foreign Countries	114	130	428	818	45	382	1,386	3,272	5,256	2,406
TOTAL FOREIGN COUNTRIES	78,486	157,321	217,713	291,747	280,446	9,74,014	16,72,846	21,30,747	26,04,840	20,61,009
Share of Bengal	*343,411*	*705,562*	*733,050*	*761,546*	*802,018*	*54,02,972*	*48,23,699*	*50,93,782*	*52,33,835*	*55,71,806*
„ *Bombay*	*247,515*	*270,258*	*269,816*	*299,440*	*276,171*	*19,04,824*	*24,05,088*	*25,23,743*	*26,52,434*	*22,11,660*
„ *Sind*	*300,858*	*241,172*	*274,933*	*295,690*	*316,334*	*20,92,437*	*17,26,875*	*18,99,527*	*20,49,118*	*21,55,213*
„ *Madras*	*164,642*	*175,708*	*166,368*	*212,334*	*232,370*	*16,73,510*	*17,17,631*	*17,89,744*	*21,35,902*	*21,96,631*
„ *Burma*	*102,259*	*114,748*	*70,737*	*69,719*	*70,776*	*10,05,256*	*10,17,694*	*7,57,823*	*7,15,287*	*6,40,042*
TOTAL	1,658,685	1,507,448	1,514,844	1,638,629	1,696,669	1,21,38,999	1,16,90,987	1,20,64,019	1,27,86,570	1,27,75,252
Sulphur (*Brimstone*) (*III. C*)—	Cwts.	Cwts.	Cwts.	Cwts.	Cwts.					
United Kingdom (*including* Channel Islands)	7,949	3,427	51,772	4,452	1,311	49,122	21,300	2,25,344	30,788	9,111
Other British Possessions	269	238	165	..	68	2,977	1,387	3,108	..	333
TOTAL BRITISH EMPIRE	8,218	3,665	51,937	4,452	1,379	52,099	22,687	2,28,452	30,788	9,444
Germany	23,367	54,243	21,412	37,637	32,074	1,27,888	2,54,393	1,11,601	1,88,044	1,31,022
Netherlands	31	800	20	2,589	200	808	4,511	223	15,886	817
Italy (*including* Fiume)	388,079	283,265	232,715	206,403	245,157	16,66,339	14,70,524	12,16,777	11,55,239	12,51,149
Austria	..	..	1,160	..	..	..	..	5,909	..	..
Java	..	..	..	81,419	41,828	..	..	..	4,06,165	1,90,451
Japan	1,941	1,732	1,527	31,212	97,123	30,593	24,483	29,276	1,48,689	3,73,951
United States of America—										
Vid Atlantic Coast	36,730	9,245	2,882	504	25,920	1,58,615	54,723	17,262	4,493	1,12,028
Other Foreign Countries	604	444	20	160	..	4,595	2,970	248	1,531	21
TOTAL FOREIGN COUNTRIES	400,842	349,729	259,736	360,014	442,311	19,88,841	18,11,604	13,81,296	19,20,147	20,59,439
Share of Bengal	*285,110*	*236,469*	*205,518*	*245,590*	*283,181*	*13,67,068*	*12,13,311*	*10,21,453*	*13,21,861*	*13,26,915*
„ *Bombay*	*59,085*	*35,892*	*49,647*	*51,111*	*49,419*	*2,54,490*	*2,31,310*	*3,14,986*	*2,84,135*	*2,29,856*
„ *Sind*	*10,771*	*6,843*	*7,826*	*10,235*	*12,191*	*60,860*	*39,531*	*49,213*	*61,035*	*63,531*
„ *Madras*	*15,077*	*11,656*	*7,752*	*9,556*	*13,690*	*80,171*	*69,356*	*48,226*	*67,129*	*1,11,439*
„ *Burma*	*61,037*	*62,535*	*40,930*	*47,974*	*80,209*	*2,78,351*	*2,80,783*	*1,75,890*	*2,36,775*	*3,37,312*
TOTAL	409,060	358,594	311,673	384,469	448,690	20,40,940	18,34,291	16,00,748	19,50,935	20,68,833

No. 10—*continued*

ARTICLES, AND COUNTRIES OF CONSIGNMENT; ALSO SHARE OF EACH PROVINCE	Quantity					Value				
	1929-30	1930-31	1931-32	1932-33	1933-34	1929-30	1930-31	1931-32	1932-33	1933-34
Chemicals and chemical preparations (*excluding* chemical manures and medicines)—*continued*						R	R	R	R	R
Zinc compounds—										
Chloride (III. C)—	Cwts.	Cwts.	Cwts.	Cwts.	Cwts.					
United Kingdom (*including* Channel Islands)	20,571	17,671	27,029	28,000	18,912	2,56,784	2,00,735	2,88,261	2,81,829	1,77,632
Germany	4,303	3,636	6,243	1,957	9,068	54,875	41,590	78,826	25,177	84,102
Belgium	1,895	2,251	1,876	217	1,767	25,961	25,635	21,303	2,585	16,790
Other Foreign Countries	1	3	165	332	302	175	1,281	2,116	4,122	2,791
TOTAL FOREIGN COUNTRIES	6,199	5,890	8,284	2,506	11,137	81,011	68,506	97,245	31,884	1,03,683
Share of Bengal	*3,294*	*2,714*	*3,403*	*1,944*	*3,826*	*47,801*	*34,744*	*41,951*	*23,028*	*42,589*
„ *Bombay*	*23,329*	*19,983*	*31,056*	*27,958*	*25,614*	*2,72,696*	*2,32,135*	*3,32,951*	*2,81,550*	*2,10,798*
„ *Sind*	*547*	*139*	*265*	*60*	*83*	*8,348*	*2,300*	*4,108*	*1,039*	*1,599*
„ *Madras*	*457*	*604*	*430*	*549*	*433*	*6,609*	*8,931*	*5,736*	*6,857*	*4,955*
„ *Burma*	*143*	*121*	*99*	*85*	*93*	*2,341*	*1,831*	*1,433*	*1,239*	*1,374*
TOTAL	26,770	23,561	35,313	30,596	30,040	3,37,795	2,69,241	3,85,506	3,13,713	2,81,015
Others (III. C)—	Cwts.	Cwts.	Cwts.	Cwts.	Cwts.					
United Kingdom (*including* Channel Islands)	721	29	461	503	3,108	10,181	1,073	5,587	10,290	30,049
Germany	56	3,005	7,088	1,852	3,357	1,628	19,757	36,677	14,510	21,508
Other Foreign Countries	64	39	3	323	565	1,203	1,740	98	4,068	8,880
TOTAL FOREIGN COUNTRIES	120	3,104	7,091	2,175	3,922	2,831	21,497	36,775	18,578	30,388
Share of Bengal	..	*10*	*20*	*642*	*3,188*	..	*81*	*362*	*9,470*	*47,240*
„ *Bombay*	*722*	*63*	*427*	*166*	*167*	*8,778*	*1,501*	*4,273*	*2,449*	*6,403*
„ *Sind*	*33*	*39*	*95*	*157*	*38*	*1,676*	*1,503*	*3,151*	*6,100*	*1,834*
„ *Madras*	*53*	*14*	*10*	*103*	*356*	*1,432*	*699*	*375*	*2,377*	*6,387*
„ *Burma*	*33*	*3,007*	*7,000*	*1,610*	*3,281*	*1,061*	*18,695*	*34,196*	*9,152*	*18,583*
TOTAL	841	3,133	7,552	2,678	7,030	12,962	22,570	42,362	28,868	80,447
Total Zinc compounds—	Cwts.	Cwts.	Cwts.	Cwts.	Cwts.					
United Kingdom (*including* Channel Islands)	21,292	17,700	27,490	28,503	22,020	2,66,915	2,01,808	2,93,848	2,92,119	2,27,681
Germany	4,359	6,701	13,331	3,809	12,425	56,503	61,347	1,10,503	39,687	1,05,910
Belgium	1,959	2,273	1,879	220	1,934	27,104	26,028	21,400	2,579	19,756
Other Foreign Countries	1	21	165	652	700	175	2,628	2,117	8,096	6,715
TOTAL FOREIGN COUNTRIES	6,319	8,994	15,375	4,681	15,059	83,843	90,003	1,34,020	50,462	1,34,381
Share of Bengal	*3,294*	*2,724*	*3,423*	*2,586*	*7,014*	*47,801*	*34,825*	*42,343*	*32,498*	*90,129*
„ *Bombay*	*23,051*	*20,046*	*31,493*	*28,124*	*25,781*	*2,81,469*	*2,23,636*	*3,36,849*	*2,84,419*	*2,17,201*
„ *Sind*	*580*	*178*	*360*	*217*	*121*	*10,024*	*3,803*	*7,256*	*8,139*	*3,433*
„ *Madras*	*510*	*618*	*490*	*652*	*789*	*8,041*	*8,821*	*6,111*	*9,134*	*11,342*
„ *Burma*	*176*	*3,128*	*7,099*	*1,695*	*3,374*	*3,402*	*20,726*	*35,629*	*10,391*	*19,957*
TOTAL	27,611	26,694	42,865	33,274	37,079	3,50,757	2,91,811	4,27,868	3,42,581	3,62,062
Other sorts of chemicals (III. C)—										
United Kingdom (*including* Channel Islands)	—	—	—	—	—	20,79,281	17,60,191	14,81,513	14,76,031	15,10,[illegible]
Ceylon (*excluding* Maldives)	—	—	—	—	—	25,670	22,620	18,282	18,370	17,040
Straits Settlements	—	—	—	—	—	8,012	4,189	2,960	10,818	8,545
Hongkong	—	—	—	—	—	21,523	26,831	24,115	20,338	20,267
Canada—										
Pld Atlantic Coast	—	—	—	—	—	..	..	..	11,624	17,924
Commonwealth of Australia	—	—	—	—	—	7,8[illegible]	25,916	7,137	6,667	6,[illegible]
Other British Possessions	—	—	—	—	—	708	710	543	198	1,[illegible]
TOTAL BRITISH EMPIRE	—	—	—	—	—	21,43,127	18,2[illegible],177	15,[illegible],530	15,44,046	16,10,194

No. 10—*continued*

ARTICLES, AND COUNTRIES OF CONSIGNMENT; ALSO SHARE OF EACH PROVINCE	QUANTITY					VALUE				
	1929-30	1930-31	1931-32	1932-33	1933-34	1929-30	1930-31	1931-32	1932-33	1933-34
						R	R	R	R	R
Chemicals and chemical preparations (*excluding* chemical, *manures and medicines*)—*concluded*										
***Other sorts of Chemicals (III. C)*—continued**										
Finland	—	—	—	—	—	..	63,477	27,452	..	..
Sweden	—	—	—	—	—	90,514	94,492	84,167	38,477	55,514
Norway	—	—	—	—	—	4,669	9,316	..	..	746
Germany	—	—	—	—	—	15,79,396	15,53,105	15,54,203	17,70,491	17,12,418
Netherlands	—	—	—	—	—	3,54,450	3,38,731	3,95,235	3,25,555	1,74 5 3
Belgium	—	—	—	—	—	58,498	46,431	28,658	76,957	91,646
France	—	—	—	—	—	2,11,346	1,16,630	1,54,470	2,36,474	1,43,048
Switzerland	—	—	—	—	—	86,461	61,610	58,337	56,556	77,393
Italy (*including* Fiume)	—	—	—	—	—	20,086	61,405	29,642	41,474	26,085
Austria	—	—	—	—	—	2,037	2,324	553	9,588	4,623
Czechoslovakia	—	—	—	—	—	6,031	7,602	1,097	16,273	4,405
China (*exclusive* of Hongkong and Macáo)	—	—	—	—	—	10,453	9,491	21,102	17,807	22,471
Japan	—	—	—	—	—	2,62,840	1,01,736	2,43,428	2,86,897	3,64,601
United States of America—*Vid* Atlantic Coast	—	—	—	—	—	4,43,690	4,72,376	5,51,149	5,29,922	4,78,435
„ Pacific „	—	—	—	—	—	1,285	11,719	468	1,067	2,321
Argentine Republic (*including* the Atlantic Coast of Patagonia)	—	—	—	—	—	..	..	..	7,682	..
Other Foreign Countries	—	—	—	—	—	6,583	7,927	3,516	4,589	7,849
TOTAL FOREIGN COUNTRIES	—	—	—	—	—	30,99,339	30,48,372	31,53,477	34,19,259	31,66,063
Share of Bengal	—	—	—	—	—	*14,62,326*	*14,99,271*	*13,20,516*	*15,08,645*	*13,76,872*
„ *Bombay*	—	—	—	—	—	*23,39,304*	*21,64,678*	*22,16,816*	*23,22,784*	*21,96,674*
„ *Sind*	—	—	—	—	—	*3,52,471*	*3,35,569*	*3,09,401*	*3,28,729*	*3,19,437*
„ *Madras*	—	—	—	—	—	*6,26,437*	*5,21,199*	*5,58,925*	*5,43,488*	*6,23,624*
„ *Burma*	—	—	—	—	—	*4,61,928*	*3,56,858*	*2,82,349*	*2,59,659*	*2,54,667*
TOTAL	—	—	—	—	—	52,42,466	48,70,549	46,88,007	49,63,305	47,76,254
***Total value of chemicals and chemical preparations* (excluding *chemical manures and medicines*)—**										
United Kingdom (*including* Channel Islands)	—	—	—	—	—	1,59,33,278	1,41,08,205	1,40,78,407	1,40,08,427	1,49,02,163
Aden and Dependencies	—	—	—	—	—	11,007	12,527	9,847	31,078	8,539
Ceylon (*excluding* Maldives)	—	—	—	—	—	33,930	34,844	22,773	20,331	18,036
Straits Settlements	—	—	—	—	—	18,729	14,370	10,813	15,539	25,079
Hongkong	—	—	—	—	—	62,305	86,149	58,302	58,235	68,419
Union of South Africa	—	—	—	—	—	26,016	56,665	45,989	37,788	24,394
Kenya Colony	—	—	—	—	—	7,15,528	6,06,995	3,83,043	4,40,701	4,61,874
Canada—										
Vid Atlantic Coast	—	—	—	—	—	13,781	54,512	1,05,329	1,60,818	1,23,397
Commonwealth of Australia	—	—	—	—	—	45,682	47,441	17,747	34,920	32,655
Other British Possessions	—	—	—	—	—	..	547	2,813	164	1,085
TOTAL BRITISH EMPIRE	—	—	—	—	—	1,68,63,156	1,50,22,255	1,47,35,056	1,48,08,901	1,56,66,541
U. S. S. R.—										
Northern	—	—	—	—	—	..	68,252	2,39,441	1,82,291	19,709
Southern	—	—	—	—	—	..	44,027	4,51,887	8,32,827	2,22,661
Pacific Ports in Asia	—	—	—	—	—	..	9,767	..	..	..
Finland	—	—	—	—	—	..	2,25,046	1,52,170	2,45,139	..
Sweden	—	—	—	—	—	6,87,804	3,27,234	4,18,841	2,87,270	6,94,791
Norway	—	—	—	—	—	5,53,856	4,28,753	2,10,165	79,896	92,876
Poland (*including* Dantzig)	—	—	—	—	—	..	..	..	234	14,655
Germany	—	—	—	—	—	43,76,731	47,87,694	46,55,153	40,48,490	34,37,236
Netherlands	—	—	—	—	—	5,57,318	6,92,228	6,48,835	6,67,505	3,16,804

No. 10—*continued*.

ARTICLES, AND COUNTRIES OF CONSIGNMENT; ALSO SHARE OF EACH PROVINCE	Quantity					Value				
	1929-30	1930-31	1931-32	1932-33	1933-34	1929-30	1930-31	1931-32	1932-33	1933-34
						R	R	R	R	R
Chemicals and chemical preparations (*excluding* chemical manures and medicines)—*concluded*										
***Total value of chemicals and chemical preparations* (excluding *chemical manures and medicines*)—continued**										
Belgium	—	—	—	—	—	3,07,914	3,06,297	2,95,927	3,08,170	4,04,315
France	—	—	—	—	—	3,80,322	3,09,977	3,98,169	6,54,152	3,59,361
Spain	—	—	—	—	—	842	5,966	..	3,477	11,497
Switzerland	—	—	—	—	—	65,271	87,157	61,637	65,563	86,210
Italy (*including* Fiume)	—	—	—	—	—	21,24,187	19,23,481	15,06,894	15,13,090	15,45,659
Austria	—	—	—	—	—	22,804	13,967	9,020	11,038	5,228
Czechoslovakia	—	—	—	—		52,784	16,237	5,462	38,038	8,646
Jugo-Slavia (Kingdom of the Serbs-Croats and Slovenes)	—	—	—	—	—	11,606	..	6,676	5,684	1,357
Turkey, European	—	—	—	—	—	4,261	3,564	5,440	9,008	873
Persia	—	—	—	—	—	2,216	2,075	2,601	6,447	1,400
Java	—	—	—	—	—	..	..	..	4,08,340	1,95,156
China (*exclusive* of Hongkong and Macáo)	—	—	—	—	—	61,371	58,153	48,842	31,989	28,689
Japan	—	—	—	—	—	5,22,019	4,36,607	6,36,644	13,25,588	22,81,077
Egypt	—	—	—	—	—	2,511	3,891	15,584	61,881	51,067
Portuguese East Africa	—	—	—	—	—	7,483	..	..	..	1,204
United States of America—										
Vid Atlantic Coast	—	—	—	—	—	11,71,106	13,12,846	11,48,716	4,19,899	15,14,554
„ Pacific „	—	—	—	—	—	8,171	34,940	41,352	43,000	9,112
Argentine Republic (*including* the Atlantic Coast of Patagonia)	—	—	—	—		..	..	..	7,682	..
Other Foreign Countries	—	—		—	—	3,450	8,053	3,736	1,813	2,812
TOTAL FOREIGN COUNTRIES	—	—	—	—	—	1,10,10,426	1,11,00,162	1,09,62,192	1,23,16,066	1,13,10,099
Share of Bengal	—	—	—	—	—	*1,17,32,150*	*1,03,60,642*	*99,60,467*	*1,07,57,499*	*1,10,76,191*
„ *Bombay*	—	—	—	—	—	*71,21,689*	*73,11,224*	*75,90,801*	*76,42,579*	*64,58,176*
„ *Sind*	—	—	—	—	—	*32,24,845*	*28,52,954*	*28,62,436*	*30,96,934*	*32,24,061*
„ *Madras*	—	—	—	—	—	*32,34,057*	*31,75,901*	*34,15,746*	*37,75,370*	*39,76,931*
„ *Burma*	—	—	—	—	—	*25,10,811*	*21,18,496*	*15,77,308*	*18,52,535*	*18,70,283*
TOTAL	—	—	—	—	—	2,78,75,582	2,61,22,417	2,56,07,249	2,71,24,967	2,70,05,640
China clay (II. B)—	Cwts.	Cwts.	Cwts.	Cwts.						
United Kingdom (*including* Channel Islands)	498,302	239,217	391,137	356,856	351,578	15,10,209	7,05,850	9,05,058	8,04,220	7,89,628
Germany	..	10	21	3,067	485	1	50	143	11,444	2,047
United States of America— *Vid* Atlantic Coast	446	..	380	269	..	4,368	..	1,463	1,787	..
„ Pacific „	..	..	220	893	..	..	..	848	11,694	..
Other Foreign Countries	200	525	1,916	1,143	464	768	2,311	6,631	3,491	2,999
TOTAL FOREIGN COUNTRIES	646	535	2,537	5,372	949	5,137	2,361	9,085	28,416	4,746
Share of Bengal	*57,280*	*39,982*	*26,891*	*20,387*	*24,171*	*1,94,913*	*1,34,136*	*77,800*	*64,999*	*76 553*
„ *Bombay*	*436,795*	*198,485*	*363,612*	*338,764*	*323,252*	*12,93,494*	*5,68,134*	*8,24,486*	*7,45,468*	*6,75,179*
„ *Sind*	*5*	*180*	*125*	*281*	*278*	*15*	*701*	*602*	*1,703*	*1,527*
„ *Madras*	*4,482*	*1,080*	*3,012*	*1,521*	*2,470*	*22,156*	*5,167*	*10,599*	*5,551*	*10,991*
„ *Burma*	*446*	*25*	*34*	*1,175*	*6*	*1,343*	*73*	*350*	*11,716*	*84*
TOTAL	499,008	239,752	393,674	362,228	352,527	15,15,346	7,08,211	9,14,143	[illegible]	7,84,574
Chinese and Japanese ware (*including* lacquered ware but *excluding* earthenware and porcelain) (III. B)—										
United Kingdom (*including* Channel Islands)	—	—	—	—	—	4,912	8,133	3,547	19,642	5,763
Hongkong	—	—	—	—	—	9,935	7,111	6,426	[illegible]	4,739
Other British Possessions	—	—	—	—	—	6,008	3,185	[illegible]	61	1,774
TOTAL BRITISH EMPIRE	—	—	—	—	—	20,855	[illegible]	8,64	[illegible]	11,840

No. 10—*continued.*

ARTICLES, AND COUNTRIES OF CONSIGNMENT; ALSO SHARE OF EACH PROVINCE	QUANTITY					VALUE				
	1929-30	1930-31	1931-32	1932-33	1933-34	1929-30	1930-31	1931-32	1932-33	1933-34
						R	R	R	R	R
Chinese and Japanese ware (*including* lacquered ware but *excluding* earthenware and porcelain) (III. H)—*continued*										
Germany	—	—	—	—	—	7,449	285	155	899	569
China (*exclusive* of Hongkong and Macáo)	—	—	—	—	—	1,573	3,025	4,285	5,047	3,295
Japan	—	—	—	—	—	28,486	47,509	21,586	11,750	24,669
Other Foreign Countries	—	—	—	—	—	2,982	818	321	62	135
TOTAL FOREIGN COUNTRIES	—	—	—	—	—	40,490	51,637	26,347	17,758	28,668
Share of Bengal	—	—	—	—	—	*8,653*	*6,172*	*4,597*	*1,755*	*6,335*
„ *Bombay*	—	—	—	—	—	*13,200*	*27,276*	*14,946*	*29,759*	*14,292*
„ *Sind*	—	—	—	—	—	*2,362*	*1,536*	*2,139*	*1,493*	*2,343*
„ *Madras*	—	—	—	—	—	*11,823*	*9,396*	*1,723*	*1,231*	*2,931*
„ *Burma*	—	—	—	—	—	*25,307*	*26,686*	*11,706*	*12,079*	*14,553*
TOTAL	—	—	—	—	—	61,345	70,066	35,111	46,317	40,504
Clocks and Watches and parts thereof—										
Clocks and Timepieces (III. D)—	No.	No.	No.	No.	No.					
United Kingdom (*including* Channel Islands)	3,475	5,668	3,658	4,930	5,035	99,115	81,129	45,279	67,688	58,470
Straits Settlements	658	571	658	458	528	5,640	6,287	5,806	3,846	2,074
Other British Possessions	507	377	491	987	377	4,685	4,530	3,788	6,396	1,579
TOTAL BRITISH EMPIRE	4,640	6,616	4,802	6,375	5,940	1,09,440	91,946	54,873	77,880	63,023
Germany	217,098	194,007	161,476	128,381	145,694	6,53,854	5,19,170	4,11,441	3,45,474	3,49,681
France	21,827	15,112	9,899	8,869	18,692	86,309	69,582	39,306	35,381	75,169
Switzerland	40,277	21,345	13,906	38,066	15,166	1,08,171	74,474	49,978	95,531	52,741
Italy (*including* Fiume)	22,472	19,552	2,500	4,323	808	61,495	45,226	11,506	10,325	3,975
Japan	43,592	41,079	33,622	156,333	256,067	2,95,398	2,61,865	1,81,207	4,24,815	6,31,422
United States of America—										
Vid Atlantic Coast	62,736	48,717	19,429	10,958	13,474	4,12,762	2,89,176	1,20,405	75,035	77,783
„ Pacific „	..	3	3	1	2	..	29	76	130	15
Other Foreign Countries	1,255	2,475	241	1,141	1,663	6,399	5,453	1,624	5,086	8,299
TOTAL FOREIGN COUNTRIES	410,157	342,380	241,076	348,080	451,566	16,24,388	12,64,975	8,15,683	9,92,627	12,49,085
Share of Bengal	*112,123*	*113,452*	*97,420*	*118,376*	*170,065*	*4,66,088*	*3,69,083*	*2,66,013*	*2,98,655*	*3,76,263*
„ *Bombay*	*203,375*	*140,210*	*83,944*	*144,315*	*167,161*	*7,91,780*	*5,51,625*	*3,66,133*	*4,65,727*	*5,66,038*
„ *Sind*	*36,189*	*37,277*	*36,954*	*33,241*	*44,974*	*1,40,248*	*1,42,642*	*1,14,095*	*1,07,260*	*1,32,232*
„ *Madras*	*40,291*	*38,251*	*19,473*	*40,125*	*55,655*	*2,00,773*	*1,68,660*	*85,359*	*1,36,733*	*1,72,300*
„ *Burma*	*22,319*	*19,806*	*8,087*	*17,898*	*19,651*	*1,44,939*	*1,32,011*	*38,906*	*62,122*	*65,281*
TOTAL	414,797	348,996	245,878	354,455	457,506	17,33,828	13,56,921	8,70,506	10,70,507	13,12,108
Watches (III. D)—	No.	No.	No.	No.	No.					
United Kingdom (*including* Channel Islands)	1,454	928	722	756	4,634	8,064	9,846	12,168	11,172	36,859
Ceylon (*excluding* Maldives)	944	5	43	1	5	9,449	85	326	2	25
Straits Settlements	391	234	91	347	15	5,495	4,504	848	2,031	161
Other British Possessions	87	97	134	125	87	1,087	949	1,245	1,251	1,730
TOTAL BRITISH EMPIRE	2,876	1,264	990	1,229	4,741	24,095	15,384	20,587	15,456	38,775
Germany	4,086	2,951	5,324	2,990	5,004	7,445	8,052	16,200	5,324	7,515
France	11,863	2,010	35,448	3,012	7,745	14,833	8,063	76,004	10,068	16,724
Switzerland	205,717	108,295	47,192	51,882	65,336	4,79,232	2,14,031	71,276	99,850	1,28,663
Italy (*including* Fiume)	767	1,547	950	276	2,201	6,061	9,939	2,462	2,004	26,696
Other Foreign Countries	1,108	1,810	1,840	672	1,132	2,564	8,445	8,625	3,922	4,751
TOTAL FOREIGN COUNTRIES	223,546	116,613	90,754	58,832	81,418	5,10,135	2,48,529	1,74,567	1,20,468	1,84,349

No. 10—*continued*

ARTICLES, AND COUNTRIES OF CONSIGNMENT; ALSO SHARE OF EACH PROVINCE	QUANTITY					VALUE				
	1929-30	1930-31	1931-32	1932-33	1933-34	1929-30	1930-31	1931-32	1932-33	1933-34
						R	R	R	R	R
Clocks and Watches and parts thereof—*contd.*										
Watches (III. D)—*continued*	No.	No.	No.	No.	No.					
Share of Bengal	*12,686*	*11,705*	*35,010*	*9,724*	*13,301*	*63,230*	*55,559*	*65,150*	*25,149*	*24,647*
„ *Bombay*	*204,291*	*104,386*	*69,883*	*44,147*	*67,085*	*4,40,696*	*2,15,978*	*99,134*	*96,101*	*1,50,350*
„ *Sind*	*4,331*	*1,009*	*1,989*	*4,481*	*2,337*	*7,945*	*5,945*	*20,629*	*8,469*	*37,652*
„ *Madras*	*1,549*	*366*	*1,496*	*8*	*157*	*4,134*	*1,036*	*3,348*	*136*	*795*
„ *Burma*	*3,596*	*411*	*3,366*	*1,701*	*3,219*	*18,226*	*5,347*	*6,402*	*6,069*	*19,110*
TOTAL	226,422	117,877	91,744	60,061	86,159	5,34,230	2,83,018	1,95,154	1,35,924	2,23,124
Parts of Clocks and Watches (III. D)—										
United Kingdom (*including* Channel Islands)	—	—	—	—	—	23,105	16,120	10,382	8,010	9,582
Other British Possessions	—	—	—	—	—	70	10	89	183	144
TOTAL BRITISH EMPIRE	—	—	—	—	—	23,175	16,130	10,471	9,093	9,726
France	—	—	—	—	—	4,661	6,497	5,260	2,262	4,128
Switzerland	—	—	—	—	—	13,152	1,183	3,877	12,778	929
Japan	—	—	—	—	—	30,456	33,189	30,890	38,244	37,241
United States of America—										
Vid Atlantic Coast	—	—	—	—	—	5,259	4,012	1,164	1,543	906
Other Foreign Countries	—	—	—	—	—	2,388	4,400	4,090	4,569	4,874
TOTAL FOREIGN COUNTRIES	—	—	—	—	—	55,916	49,286	44,781	59,391	48,078
Share of Bengal	—	—	—	—	—	*18,761*	*21,823*	*11,613*	*16,569*	*11,904*
„ *Bombay*	—	—	—	—	—	*46,864*	*24,347*	*25,533*	*42,804*	*37,814*
„ *Sind*	—	—	—	—	—	*6,260*	*4,653*	*6,553*	*7,006*	*6,712*
„ *Madras*	—	—	—	—	—	*2,460*	*3,491*	*633*	*1,112*	*663*
„ *Burma*	—	—	—	—	—	*5,046*	*1,052*	*920*	*893*	*811*
TOTAL	—	—	—	—	—	79,391	65,366	55,252	68,484	57,804
Total value of Clocks and Watches and parts thereof—										
United Kingdom (*including* Channel Islands)	—	—	—	—	—	1,30,584	1,07,098	78,829	67,720	1,04,911
Ceylon (*excluding* Maldives)	—	—	—	—	—	13,201	3,645	2,490	2,562	1,252
Straits Settlements	—	—	—	—	—	11,135	10,791	6,658	6,949	3,150
Other British Possessions	—	—	—	—	—	2,090	1,929	1,919	5,267	2,211
TOTAL BRITISH EMPIRE	—	—	—	—	—	1,57,010	1,23,460	85,931	1,02,429	1,11,524
Germany	—	—	—	—	—	6,63,289	5,29,525	4,30,756	3,54,400	3,62,065
Belgium	—	—	—	—	—	581	2,742	6,302	4,099	2,224
France	—	—	—	—	—	1,05,903	84,142	1,20,570	47,661	96,021
Switzerland	—	—	—	—	—	6,00,555	2,80,643	1,25,131	2,08,124	1,82,253
Italy (*including* Fiume)	—	—	—	—	—	67,594	55,664	13,971	12,229	30,671
Japan	—	—	—	—	—	3,26,548	2,95,134	2,13,658	4,65,544	7,22,[illegible]
United States of America—										
Vid Atlantic Coast	—	—	—	—	—	4,18,516	2,97,248	1,22,870	77,237	78,868
„ Pacific „	—	—	—	—	—	..	34	76	205	15
Other Foreign Countries	—	—	—	—	—	2,853	3,588	2,147	2,117	6,739
TOTAL FOREIGN COUNTRIES	—	—	—	—	—	21,90,439	15,82,740	10 34,981	11,72,486	14,81,512

No. 10—*continued*

ARTICLES, AND COUNTRIES OF CONSIGNMENT; ALSO SHARE OF EACH PROVINCE	QUANTITY					VALUE				
	1929-30	1930-31	1931-32	1932-33	1933-34	1929-30	1930-31	1931-32	1932-33	1933-34
Clocks and Watches and parts thereof—*concluded*						R	R	R	R	R
Total value of Clocks and Watches and parts thereof—continued										
Share of Bengal	—	—	—	—	—	*5,38,079*	*4,26,405*	*3,42,776*	*3,40,383*	*4,12,854*
,, *Bombay*	—	—	—	—	—	*12,79,340*	*8,04,945*	*5,00,800*	*6,04,632*	*7,54,726*
,, *Sind*	—	—	—	—	—	*1,54,453*	*1,53,143*	*1,41,268*	*1,22,735*	*1,66,598*
,, *Madras*	—	—	—	—	—	*2,07,367*	*1,73,237*	*89,840*	*1,37,981*	*1,73,658*
,, *Burma*	—	—	—	—	—	*1,68,210*	*1,28,410*	*46,228*	*69,184*	*85,202*
TOTAL	—	—	—	—	—	23,47,449	16,86,200	11,20,912	12,74,915	15,93,038
Coal and Coke—										
Coal (II. A)—	Tons	Tons	Tons	Tons	Tons					
United Kingdom (*including* Channel Islands)	18,812	23,245	23,760	15,994	9,776	3,78,495	4,78,393	5,55,930	3,44,542	2,13,349
Ceylon (*excluding* Maldives)	300	854	710	347	1,660	3,300	11,860	12,780	6,281	27,925
Federated Malay States	..	..	1,070	..	..	..	..	14,445	..	..
Straits Settlements	175	678	9	523	983	1,766	12,876	162	10,337	10,192
Union of South Africa	197,404	121,533	23,241	13,516	35,770	36,36,747	21,51,554	3,99,949	2,02,978	5,16,817
Kenya Colony	..	..	720	..	287	..	..	10,800	..	5,600
Mauritius and Dependencies	..	..	..	..	303	..	..	..	..	3,030
Commonwealth of Australia	1,840	1,455	3,805	3,015	6,165	30,300	32,010	89,280	61,600	1,23,472
Other British Possessions	303	326	275	275	30	4,350	4,748	3,835	4,120	600
TOTAL BRITISH EMPIRE	218,834	148,091	53,590	33,670	54,974	40,54,358	26,91,441	10,87,131	6,29,858	9,00,985
Iraq	..	271	..	90	310	..	5,420	..	900	3,100
Native States in Arabia *other than* Maskat Territory and Trucial Oman	1,400	250	..	..	..	25,200	4,400	..	..	..
Java	1,760	1,035	352	765	..	26,162	15,280	3,737	9,550	..
French Indo-China	..	..	600	..	..	..	..	12,000	..	..
Japan	1,151	980	825	117	320	20,205	15,900	16,410	2,904	5,000
Portuguese East Africa	150	5,061	..	..	..	3,300	96,154	..	..	..
Italian East Africa	300	..	..	..	..	5,400	..	..	..	..
Other Foreign Countries	622	..	252	158	747	9,644	..	3,528	3,088	7,801
TOTAL FOREIGN COUNTRIES	5,392	7,597	2,029	1,130	1,377	89,911	1,37,154	35,675	16,442	15,901
Share of Bengal	*2,743*	*1,417*	*1,395*	*689*	*472*	*33,418*	*15,109*	*17,947*	*9,170*	*6,109*
,, *Bombay*	*182,630*	*103,532*	*27,848*	*11,210*	*14,411*	*33,27,749*	*18,51,980*	*6,36,580*	*2,67,922*	*2,70,611*
,, *Sind*	*30,173*	*31,660*	*13,179*	*12,230*	*25,643*	*6,19,696*	*6,13,714*	*2,44,443*	*1,85,737*	*3,81,962*
,, *Madras*	*1,941*	*13,568*	*8,036*	*2,542*	*4,082*	*45,283*	*2,59,134*	*1,44,453*	*41,966*	*62,188*
,, *Burma*	*6,689*	*5,511*	*5,161*	*3,129*	*11,743*	*1,13,723*	*88,658*	*79,383*	*1,41,505*	*1,96,016*
TOTAL	224,226	155,688	55,619	34,800	56,351	41,44,869	28,28,595	11,22,806	6 46,300	9,16,886
Coke (III. C)—	Tons	Tons	Tons	Tons	Tons					
United Kingdom (*including* Channel Islands)	3,417	4,323	1,496	1,220	1,327	1,37,142	1 58,007	61,584	49,104	51,928
Ceylon (*excluding* Maldives)	..	..	..	..	51	..	..	..	1	911
Straits Settlements	171	..	..	..	..	10,275	..	..	..	..
Union of South Africa	9,180	18,020	9,844	10,803	17,703	2,62,263	4,66,617	2,17,382	2,47,120	3,67,458
TOTAL BRITISH EMPIRE	12,768	22 343	11,340	12,023	19,081	4,09,680	6,24,624	2,78,916	2,96,225	4,20,295
Germany	..	416	804	655	710	..	12,559	26,165	20,307	21,582
Other Foreign Countries	..	107	..	..	..	3	3,389	1	..	..
TOTAL FOREIGN COUNTRIES	..	523	804	655	710	3	15,948	26,166	20,307	21,582

No. 10—*continued*

ARTICLES, AND COUNTRIES OF CONSIGNMENT; ALSO SHARE OF EACH PROVINCE	Quantity					Value				
	1929-30	1930-31	1931-32	1932-33	1933-34	1929-30	1930-31	1931-32	1932-33	1933-34
Coal and Coke—*continued*	Tons	Tons	Tons	Tons	Tons	R	R	R	R	R
Coke (III, U)—continued										
Share of Bombay	*1,034*	*1,005*	*904*	*636*	*710*	*35,207*	*30,194*	*29,560*	*19,683*	*21,432*
„ *Sind*	*198*	*116*	*25*	..	..	*7,346*	*4,128*	*1,000*	..	..
„ *Madras*	*963*	*1,572*	*752*	*660*	*740*	*30,168*	*71,535*	*32,050*	*25,503*	*30,869*
„ *Burma*	*10,573*	*20,173*	*10,463*	*11,392*	*18,341*	*3,16,362*	*5,34,421*	*2,42,472*	*2,68,40?*	*3,89,736*
TOTAL	12,768	22,866	12,144	12,078	19,791	4,09,683	6,40,572	3,03,082	3,16,592	4,41,877
Total Coal and Coke—	Tons	Tons	Tons	Tons	Tons					
United Kingdom (*including* Channel Islands)	22,229	27,568	25,256	17,214	11,103	5,15,637	6,36,400	6,17,464	3,98,646	2,65,275
Ceylon (*excluding* Maldives)	300	864	710	347	1,711	3,300	11,860	12,780	6,282	28,836
Straits Settlements	346	678	9	523	983	12,041	12,876	102	10,?37	10,102
Federated Malay States	..	..	1,070	..	..	..	..	14,445	..	..
Union of South Africa	206,584	139,553	33,085	24,319	53,479	38,99,010	26,18,171	6,17,331	4,50,098	8,84,275
Kenya Colony	..	..	720	..	287	..	.	10,800	..	5,000
Commonwealth of Australia	1,840	1,455	3,895	3,015	6,165	30,300	32,017	89,230	61,600	1,23,4?3
Other British Possessions	303	326	275	275	333	4,350	4,748	3,835	4,120	5,619
TOTAL BRITISH EMPIRE	231,302	170,434	64,930	45,693	74,055	44,81,638	33,16,065	13,66,047	9,26,083	13,21,280
Germany	..	416	804	655	710	..	12,559	26,165	20,337	21,582
Native States in Arabia *other than* Maskat Territory and Trucial Oman	1,400	250	..	..	..	25,200	4,400	..	..	..
Iraq	..	271	..	90	..	..	5,420	..	900	..
Java	1,760	1,035	852	765	..	26,162	15,280	8,738	9,550	..
French Indo-China	..	..	600	..	..	..	..	12,000	..	..
Japan	1,151	1,087	825	117	320	20,295	13,281	16,410	2,904	8,000
Portuguese East Africa	150	5,061	..	..	..	3,300	96,154	..	..	..
Italian East Africa	300	..	..	..	..	5,400	.	..	..	..
Other Foreign Countries	622	..	252	158	1,057	9,047	..	3,528	3,088	10,901
TOTAL FOREIGN COUNTRIES	5,392	8,120	2,833	1,785	2,087	89,914	1,58,102	61,841	36,879	37,488
Share of Bengal	*2,743*	*1,417*	*1,396*	*689*	*472*	*3,.418*	*15,109*	*17,947*	*9,170*	*6,109*
„ *Bombay*	*183,714*	*104,537*	*28,752*	*11,836*	*15,121*	*33,?3 356*	*18,82,174*	*6,66,140*	*2,87,610*	*3,93,193*
„ *Sind*	*30,371*	*31,776*	*13,204*	*12,230*	*25,643*	*6,27,042*	*6,17,836*	*2,46,443*	*1,35,737*	*3,81,968*
„ *Madras*	*2,904*	*15,140*	*3,758*	*3,202*	*4,822*	*93,451*	*3,30,969*	*1,76,403*	*70,468*	*92,757*
„ *Burma*	*17,262*	*25,684*	*15,624*	*19,521*	*30,084*	*4 35,035*	*6,23,079*	*3,21,855*	*4,09,907*	*5,85,742*
TOTAL	236,994	178,554	67,763	47,478	76,142	4?,84,552	34,69,167	14,27,888	9,52,892	13,59,768
***Coffee, other than* roasted or ground (I. I.)—**	Cwts.	Cwts.	Cwts.	Cwts.	Cwts.					
United Kingdom (*including* Channel Islands)	341	64	352	1,419	..	20,650	4,186	20,108	1,?? ?97	..
Aden and Dependencies	696	654	154	..	..	35,02?	50,712	10,?55	..	.
Ceylon (*excluding* Maldives)	19,670	11,266	18	..	..	10,50,933	5,60,163	?04	..	
Straits Settlements	7,544	7,935	504	6	..	4,24,397	4,27,109	19,680	300	..
Hongkong	331	..	..	..	..	19,985	..	..	..	..
Kenya Colony	108	118	2	..	..	10,818	9,534	105	..	..
Other British Possessions	2	15	10	..	..	152	845	532	..	..
TOTAL BRITISH EMPIRE	28,592	21,049	1,040	1,425	..	15,91,447	19,52,549	52,?8?	1,10,297	85

No. 10—*continued*

ARTICLES, AND COUNTRIES OF CONSIGNMENT: ALSO SHARE OF EACH PROVINCE	Quantity					Value				
	1929-30	1930-31	1931-32	1932-33	1933-34	1929-30	1930-31	1931-32	1932-33	1933-34
						R	R	R	R	R
Coffee, *other than* roasted or ground (I. I.)—*continued*	Cwts.	Cwts.	Cwts.	Cwts.	Cwts.					
Netherlands	..	..	300	..	..	..	..	18,126	..	..
Java	28,421	22,479	3,453	..	..	15,75,245	12,10,723	1,56,834	..	..
Other Foreign Countries	145	63	..	..	..	7,552	1,309	3	..	..
TOTAL FOREIGN COUNTRIES	28,566	22,542	3,753	..	..	15,82,797	12,12,032	1,74,963	..	..
Share of Bengal	*867*	*596*	*200*	..	..	*70,406*	*57,708*	*13,432*	..	..
„ *Bombay*	*13,631*	*20,736*	*3,611*	..	..	*7,55,820*	*11,46,876*	*1,64,206*	..	..
„ *Sind*	*336*	*187*	*8*	..	..	*17,789*	*8,349*	*462*	..	..
„ *Madras*	*38,438*	*18,001*	*513*	*1,419*	..	*20,83,829*	*8,98,087*	*31,163*	*1,09,997*	*85*
„ *Burma*	*3,886*	*2,771*	*461*	*6*	..	*2,36,400*	*1,59,561*	*17,786*	*300*	..
TOTAL	57,158	42,501	4,793	1,425	..	31,04,244	22,64,581	2,27,049	1,10,297	86
Coir—	Tons	Tons	Tons	Tons	Tons					
Unmanufactured (II. S)—										
United Kingdom (*including* Channel Islands)	85	62	25	..	158	10,264	5,988	2,444	13	11,797
Ceylon (*excluding* Maldives)	851	618	635	741	683	97,505	52,410	56,896	56,147	50,044
Straits Settlements	..	46	..	69	..	..	3,886	..	6,227	..
TOTAL BRITISH EMPIRE	936	726	660	810	841	1,07,769	62,184	59,340	62,387	61,841
TOTAL FOREIGN COUNTRIES	3	..	10	..	2	320	..	98	..	250
Share of Bengal	*387*	*315*	*309*	*492*	*374*	*52,505*	*27,081*	*24,566*	*32,791*	*26,007*
„ *Bombay*	*496*	*376*	*319*	*333*	*397*	*47,378*	*31,549*	*30,689*	*24,924*	*29,150*
„ *Sind*	*40*	*26*	*22*	*43*	*47*	*5,385*	*2,609*	*1,987*	*3,092*	*3,456*
„ *Madras*	*9*	*9*	*10*	*9*	*21*	*1,971*	*946*	*1,421*	*1,247*	*3,093*
„ *Burma*	*7*	..	*10*	*3*	*4*	*680*	..	*775*	*333*	*336*
	939	726	670	810	843	1,08,089	62,184	59,438	62,387	62,091
Manufactured (excluding rope and belting (*III. U*)—	Tons	Tons	Tons	Tons	Tons					
Ceylon (*excluding* Maldives)	42	38	34	30	34	11,220	9,266	7,707	6,497	6,739
Other British Possessions	..	7	3	..	..	402	2,835	1,217	107	445
TOTAL BRITISH EMPIRE	42	45	37	30	34	11,622	12,101	8,984	6,604	7,184
TOTAL FOREIGN COUNTRIES	..	..	..	1	..	72	420	193	651	259
Share of Bengal	*6*	*1*	*2*	..	..	*1,412*	*517*	*605*	*12*	*278*
„ *Bombay*	..	..	..	..	..	*229*	*45*	*69*	*346*	*105*
„ *Sind*	..	..	..	..	..	*14*	*457*	..	*21*	..
„ *Madras*	*29*	*39*	*35*	*31*	*34*	*8,812*	*11,138*	*8,481*	*6,375*	*6,934*
„ *Burma*	*7*	*5*	..	..	..	*1,227*	*364*	*22*	*1*	*126*
TOTAL	42	45	37	31	34	11,694	12,521	9,177	7,255	7,443
Total Coir	Tons 981	Tons 771	Tons 707	Tons 841	Tons 877	1,19,783	74,705	68,615	69,642	69,284

No. 10—*continued*

ARTICLES, AND COUNTRIES OF CONSIGNMENT; ALSO SHARE OF EACH PROVINCE	QUANTITY					VALUE				
	1929-30	1930-31	1931-32	1932-33	1933-34	1929-30	1930-31	1931-32	1932-33	1933-34
						R	R	R	R	R
Coral (II. S)—	Lbs.	Lbs.	Lbs.	Lbs.	Lbs.					
TOTAL BRITISH EMPIRE .	..	45	23	..	1	..	7	20	..	11
Italy (*including* Fiume) .	14,181	4,703	41,499	21,533	20,851	13,975	11,742	10,217	6,507	6,323
Other Foreign Countries .	911	90	..	3,929	213	1,966	127	..	269	304
TOTAL FOREIGN COUNTRIES .	15,092	4,793	41,499	25,462	21,064	15,941	11,869	10,217	6,7 5	6,626
Share of Bengal . . .	*755*	*873*	*59*	*253*	*131*	*19,490*	*11,126*	*886*	*1,751*	*2,323*
,, *Bombay* . .	*14,337*	*3,400*	*38,080*	*19,040*	*20,135*	*3,451*	*639*	*8,537*	*4,265*	*3,813*
,, *Sind* . . .	..	..	..	*9*	*180*	..	..	..	*3*	*113*
,, *Madras* . .	..	*560*	*3,383*	*6,160*	*568*	..	*109*	*764*	*756*	*308*
,, *Burma* . .	..	*5*	..	..	*1*	..	*2*	..	..	*10*
TOTAL .	15,092	4,838	41,522	25,462	21,065	15,941	11,876	10,237	6,775	6,657
Cordage and rope of vegetable fibre (*excluding* Jute and Cotton) (III. U)—	Cwts.	Cwts.	Cwts.	Cwts.	Cwts.					
United Kingdom (*including* Channel Islands) . .	10,316	9,684	5,858	4,466	6,480	5,09,760	4,95,521	2,88,093	1,99,697	2,48,609
Ceylon (*excluding* Maldives)	268	781	588	1,124	847	5,162	7,718	6,658	16,803	8,438
Straits Settlements . .	1,168	838	1,027	884	638	38,790	21,594	20,046	14,904	9,872
Hongkong . . .	3,126	3,344	2,128	1,965	1,785	1,25,138	1,05,896	66,989	44,504	35,796
Other British Possessions .	109	16	2	3	11	3,688	184	64	108	117
TOTAL BRITISH EMPIRE .	14,987	14,608	10,598	8,392	9,770	6,77,528	6,30,918	3,81,850	2,76,011	3,00,827
Germany	848	596	939	513	181	72,784	43,934	46,996	27,003	13,259
Belgium	220	535	..	30	43	7,875	16,188	..	826	849
Italy (*including* Fiume) .	1,982	1,626	1,013	1,729	897	1,77,061	1,41,853	70,017	1,17,014	59,447
Austria	168	250	1,145	484	660	17,968	19,867	64,122	32,238	52,829
Hungary	..	41	426	1,191	775	..	3,819	33,243	71,129	60,040
Czechoslovakia . .	71	86	68	88	21	6,816	8,833	4,613	6,818	1,493
Philippines . . .	7,370	3,557	5,264	1,786	4,137	2,21,785	99,855	1,16,092	40,180	68, 67
China (*exclusive* of Hongkong and Macáu) . . .	143	313	183	89	221	7,164	15,696	8,092	3,578	6,248
Japan	71	32	161	169	1,402	5,765	3,203	4,398	4,305	22,993
Other Foreign Countries .	169	99	104	114	140	4,325	1,485	2,322	4,944	3,306
TOTAL FOREIGN COUNTRIES .	11,042	7,125	9,303	6,193	8,477	5,21,543	3,54,235	3,49,895	3,07,455	2,89,813
Share of Bengal . . .	*4,753*	*3,370*	*5,616*	*3,763*	*4,877*	*4,08,787*	*3,33,573*	*2,12,607*	*1,36,166*	*1,51,066*
,, *Bombay* . .	*3,524*	*3,456*	*7,930*	*7,142*	*8,637*	*4,13,296*	*3,14,159*	*3,01,346*	*3,01,895*	*2,60,679*
,, *Sind* . . .	*1,965*	*1,607*	*998*	*441*	*658*	*68,780*	*47,454*	*26,231*	*13,017*	*16,118*
,, *Madras* . .	*1,258*	*1,344*	*1,046*	*896*	*1,473*	*47,048*	*65,9 7*	*30,728*	*23,087*	*32,259*
,, *Burma* . .	*4,389*	*3,456*	*4,256*	*2,345*	*2,302*	*2,81,160*	*1,74,0:8*	*1,59,033*	*1,46,751*	*1,32,490*
TOTAL .	26,029	21,733	19,896	14,585	18,247	11,99,071	9,85,148	7,31,745	5,[illegible]	6,90,645

No. 10—*continued*

ARTICLES, AND COUNTRIES OF CONSIGNMENT; ALSO SHARE OF EACH PROprovince	Quantity					Value				
	1929-30	1930-31	1931-32	1932-33	1933-34	1929-30	1930-31	1931-32	1932-33	1933-34
	Cwts.	Cwts.	Cwts.	Cwts.	Cwts.	R	R	R	R	R
Cork Manufactures (III. U)—										
United Kingdom (*including* Channel Islands)	826	1,163	1,948	472	1,007	64,039	74,025	81,141	30,742	58,446
Other British Possessions	2	9	..	2	..	113	638	30	214	65
TOTAL BRITISH EMPIRE	828	1,172	1,948	474	1,007	64,152	74,663	81,171	30,956	58,511
Germany	65	52	169	163	460	6,566	8,141	12,615	16,492	32,732
Netherlands	126	380	60	214	182	14,488	11,351	4,622	12,064	8,141
France	228	215	58	179	476	21,576	37,177	6,388	46,535	57,581
Spain	650	1,142	605	710	957	75,222	92,987	69,014	1,15,574	1,22,201
Portugal (*including* Azores and Madeira)	1,166	2,270	2,061	3,968	4,598	1,07,504	2,05,024	1,41,800	1,66,238	2,15,772
Austria	..	2	..	..	85	..	230	..	..	7,373
Other Foreign Countries	239	53	21	25	112	8,624	4,581	1,711	4,176	12,668
TOTAL FOREIGN COUNTRIES	2,474	4,114	3,034	4,254	6,865	2,33,925	3,59,441	2,36,235	3,61,079	4,56,471
Share of Bengal	*1,378*	*2,286*	*1,249*	*1,614*	*2,626*	*1,49,599*	*2,22,542*	*1,21,936*	*1,77,958*	*2,22,943*
,, *Bombay*	*1,078*	*1,938*	*1,094*	*1,747*	*1,661*	*94,483*	*1,06,563*	*86,461*	*1,03,081*	*1,35,640*
,, *Sind*	*439*	*937*	*526*	*1,037*	*1,590*	*23,877*	*53,912*	*39,092*	*55,666*	*65,155*
,, *Madras*	*195*	*165*	*121*	*241*	*556*	*11,461*	*16,189*	*12,770*	*45,509*	*67,083*
,, *Burma*	*282*	*660*	*1,692*	*89*	*929*	*18,657*	*34,898*	*57,147*	*9,821*	*24,261*
TOTAL	3,302	5,286	4,982	4,729	7,872	2,98,077	4,84,104	3,17,406	3,92,035	5,14,932
CUTLERY—										
Pruning knives (III. D)—										
United Kingdom (*including* Channel Islands)	—	—	—	—	—	2,26,427	2,19,813	1,06,523	1,20,985	1,40,184
Other British Possessions	—	—	—	—	—	1,080	1,339	346	693	933
TOTAL BRITISH EMPIRE	—	—	—	—	—	2,27,507	2,21,152	1,06,869	1,21,678	1,41,117
TOTAL FOREIGN COUNTRIES	—	—	—	—	—	3,374	2,120	588	319	652
Share of Bengal	—		—	—	—	*2,10,339*	*2,04,639*	*99,296*	*1,06,498*	*1,26,578*
,, *Bombay*	—	-	—	—	—	*1,669*	*477*	*333*	*149*	*152*
,, *Madras*	—	—	—	—	—	*18,333*	*18,156*	*7,773*	*15,289*	*12,923*
,, *Burma*	—	—	—	—	—	..	..	*56*	*61*	*116*
TOTAL	—	—		—	—	2,30,881	2,23,272	1,07,457	1,21,997	1,41,769
Other kinds (III. D)—										
United Kingdom (*including* Channel Islands)	—	—	—	—	—	8,86,117	6,10,500	4,80,280	5,29,949	6,41,315
Hongkong	—	—	—	—	—	5,106	3,190	1,171	52,824	720
Canada—										
Vid Atlantic Coast	—	—	—	—	—	7,604	10	2	..	50
,, Pacific ,,	—	—	—	—	—	..	..	..	102	..
Other British Possessions	—	—	—	—	—	6,639	3,999	4,478	2,720	2,655
TOTAL BRITISH EMPIRE	—	—	—	—	—	9,05,466	6,17,699	4,85,931	5,85,595	6,44,750

No. 10—*continued*

ARTICLES, AND COUNTRIES OF CONSIGNMENT; ALSO SHARE OF EACH PROVINCE	QUANTITY					VALUE				
	1929-30	1930-31	1931-32	1932-33	1933-34	1929-30	1930-31	1931-32	1932-33	1933-34
						R	R	R	R	R
Cutlery—*continued*										
Other kinds (III D)—contd.										
Germany	—	—	—	—	—	26,79,046	15,70,390	13,22,527	14,33,313	13,73,185
Netherlands	—	—	—	—	—	1,259	1,677	5,445	16,174	485
France	—	—	—	—	—	46,629	27,727	14,[illegible]2	14,234	8,393
Switzerland	—	—	—	—	—	3,796	162	6,740	10,289	7,792
Czechoslovakia	—	—	—	—	—	8,708	6,480	2,486	6,080	2,337
Japan	—	—	—	—	—	44,191	11,484	42,400	1,59,251	3,19,126
United States of America—										
Vid Atlantic Coast	—	—	—	—	—	2,08,376	1,36,989	74,515	73,020	45,935
„ Pacific „	—	—	—	—	—	..	110	6	.	..
Other Foreign Countries	—	—	—	—	—	12,339	8,638	8,008	6,952	6,371
TOTAL FOREIGN COUNTRIES	—	—	—	—	—	30,04,339	17,63,657	14,75,929	17,19,313	17,63,624
Share of Bengal	—	—	—	—	—	*12,94,506*	*8,40,047*	*6,04,787*	*6,40,[illegible]99*	*6,45,890*
„ *Bombay*	—	—	—	—	—	*14,07,556*	*7,68,786*	*6,99,903*	*7,94,426*	*8,52,493*
„ *Sind*	—	—	—	—	—	*4,39,485*	*3,66,141*	*3,89,043*	*4,91,26[illegible]*	*5,31,771*
„ *Madras*	—	—	—	—	—	*3,79,408*	*1,94,43[illegible]*	*1,49,256*	*1,38,307*	*2,05,495*
„ *Burma*	—	—	—	—	—	*3,85,520*	*2,11,946*	*1,18,821*	*1,90,5[illegible]3*	*1,72,725*
TOTAL	—	—	—	—	—	39,09,805	23,81,356	19,61,810	23,04,908	24,08,374
Total value of Cutlery—										
United Kingdom (*including* Channel Islands)	—	—	—	—	—	11,12,544	8,29,813	5,86,753	6,50,934	7,81,499
Hongkong	—	—	—	—	—	5,106	3,190	1,171	52,824	730
Canada—										
Vid Atlantic Coast	—	—	—	—	—	7,604	10	2	..	50
„ Pacific „	—	—	—	—	—	..	..	..	102	..
Other British Possessions	—	—	—	—	—	7,719	5,838	4,824	3,413	3,588
TOTAL BRITISH EMPIRE	—	—	—	—	—	11,32,973	8,38,851	5,92,750	7,07,273	7,85,867
Germany	—	—	—	—	—	26,80,802	15,71,552	13,22,668	14,33,577	13,73,708
Netherlands	—	—	—	—	—	3,349	2,635	5,445	16,174	485
France	—	—	—	—	—	46,629	27,727	14,214	14,234	8,393
Switzerland	—	—	—	—	—	3,796	162	6,740	10,289	7,792
Czechoslovakia	—	—	—	—	—	8,708	6,480	2,486	6,080	2,337
Japan	—	—	—	—	—	44,191	11,464	42,435	1,59,251	3,19,126
United States of America—										
Vid Atlantic Coast	—	—	—	—	—	2,08,404	1,36,989	74,515	73,075	45,935
„ Pacific „	—	—	—	—	—	..	110	6	51	129
Other Foreign Countries	—	—	—	—	—	12,339	8,638	8,008	6,901	6,371
TOTAL FOREIGN COUNTRIES	—	—	—	—	—	30,07,713	17,65,777	14,76,517	17,19,6[illegible]2	17,64,276
Share of Bengal	—	—	—	—	—	*15,05,645*	*10,44,6[illegible]*	*7,04,083*	*7,46,897*	*7,74,468*
„ *Bombay*	—	—	—	—	—	*14,09,245*	*7,69,263*	*7,00,236*	*7,94,575*	*8,52,645*
„ *Sind*	—	—	—	—	—	*4,39,485*	*3,66,141*	*3,89,043*	*4,91,263*	*5,31,771*
„ *Madras*	—	—	—	—	—	*3,97,791*	*2,12,592*	*1,57,029*	*2,03,596*	*2,18,418*
„ *Burma*	—	—	—	—	—	*3,85,520*	*2,11,946*	*1,18,876*	*1,90,874*	*1,72,841*
TOTAL	—	—	—	—	—	41,40,686	26,04,628	20,62,[illegible]07	24,2[illegible]	25,50,[illegible]43

No. 10—*continued*

ARTICLES, AND COUNTRIES OF CONSIGNMENT; ALSO SHARE OF EACH PROVINCE	QUANTITY					VALUE				
	1929-30	1930-31	1931-32	1932-33	1933-34	1929-30	1930-31	1931-32	1932-33	1933-34
Drugs and Medicines (*excluding* chemicals and narcotics)—						R	R	R	R	R
***Aloes (III. C)*—**	Cwts.	Cwts.	Cwts.	Cwts.	Cwts.					
Union of South Africa	66	168	56	374	..	1,715	4,056	434	9,779	..
Other British Possessions	13	..	..	1	2	220	..	..	128	256
TOTAL BRITISH EMPIRE	79	168	56	375	2	1,935	4,056	434	9,907	256
Germany	1,115	724	440	280	393	28,831	17,685	11,485	7,658	8,665
France	..		..	257	..	..	..	..	7,401	..
United States of America—										
Vid Atlantic Coast	77	278	262	430	103	2,074	6,793	6,674	10,355	1,978
Other Foreign Countries	33	..	12	..	1	3,100	..	215	..	15
TOTAL FOREIGN COUNTRIES	1,225	997	714	967	497	34,005	24,478	18,374	25,414	10,658
Share of Bengal	..	..	..	*1*	..	..	..	..	*84*	..
,, *Bombay*	*1,261*	*1,058*	*746*	*1,311*	*468*	*34,831*	*25,980*	*18,309*	*34,406*	*9,982*
,, *Sind*	*43*	*107*	*24*	*30*	*31*	*1,109*	*2,554*	*490*	*246*	*841*
,, *Madras*	..	.	--	..	..	..	..	*9*	*585*	*91*
TOTAL	1,304	1,165	770	1,342	499	35,940	28,534	18,808	35,321	10,914
***Asafœtida (III. C)*—**	Cwts.	Cwts.	Cwts.	Cwts.	Cwts.					
TOTAL BRITISH EMPIRE	..	..	5	..	..	..	58	131	..	13
Persia	3,872	5,068	4,879	2,213	2,417	1,38,808	1,64,218	1,89,373	90,943	50,668
Other British Possessions	40	2	..	94	2	2,535	151	..	2,458	127
TOTAL FOREIGN COUNTRIES	3,912	5,070	4,879	2,307	2,419	1,41,343	1,64,364	1,89,373	93,401	50,795
Share of Bombay	*3,912*	*5,067*	*4,774*	*2,307*	*2,417*	*1,41,343*	*1,64,271*	*1,86,414*	*93,389*	*50,668*
,, *Sind*	--	*3*	*110*	--	2	..	*93*	*3,090*	*12*	*140*
,, *Burma*	--	..	..	--	--	..	*58*	..	..	..
TOTAL	3,912	5,070	4,884	2,307	2,419	1,41,343	1,64,422	1,89,504	93,401	50,808
***Camphor (III. C)*—**	Lbs.	Lbs.	Lbs.	Lbs.	Lbs.					
United Kingdom (*including* Channel Islands)	11,869	193	3,325	2,588	1,339	17,381	429	6,678	5,488	2,232
Ceylon (*excluding* Maldives)	3,400	2,380	9	1,002	12	6,813	4,098	15	1,037	14
Straits Settlements	9,381	3,761	91,278	15,572	857	17,401	5,763	83,605	11,454	1,103
Hongkong	180	14	47	185	15	315	26	87	325	27
TOTAL BRITISH EMPIRE	24,830	6,348	94,659	19,347	2,223	41,910	10,316	90,385	18,299	3,376

No. 10—*continued*

ARTICLES, AND COUNTRIES OF CONSIGNMENT; ALSO SHARE OF EACH PROVINCE	QUANTITY					VALUE				
	1929-30	1930-31	1931-32	1932-33	1933-34	1929-30	1930-31	1931-32	1932-33	1933-34
Drugs and Medicines (*excluding* chemicals and narcotics)—*continued*						R	R	R	R	R
***Camphor (III. C)*—contd.**	Lbs.	Lbs.	Lbs.	Lbs.	Lbs.					
Germany	570,494	727,032	567,616	452,438	563,014	8,61,186	10,23,619	7,99,722	6,38,532	7,51,323
Belgium	198	32,500	12,500	..	..	270	38,000	22,631	..	..
France	29,309	..	2,500	1,200	..	36,337	..	3,752	1,800	1
Switzerland	143,752	158,700	325,300	154,500	1,000	2,18,662	2,04,998	4,69,776	2,09,702	1,334
Italy (*including* Fiume)	63,091	355,100	470,100	377,705	186,000	86,716	4,82,300	6,40,318	4,87,941	1,97,336
Japan	1,001,596	495,078	450,963	747,714	1,033,678	19,16,488	9,32,943	8,49,211	11,76 588	13,60,065
Other Foreign Countries	11	4	4	35	27	43	18	17	91	37
TOTAL FOREIGN COUNTRIES	1,808,451	1,768,409	1,837,983	1,733,592	1,783,719	31,14,652	26,82,833	27,94,427	25,14,654	23,09,996
Share of Bengal	*218,162*	*286,214*	*363,749*	*279,449*	*353,118*	*3,56,773*	*4,12,778*	*5,03,540*	*3,93,593*	*5,58,391*
,, *Bombay*	*614,642*	*570,985*	*566,385*	*538,094*	*523,231*	*10,96,945*	*9,72,952*	*10,18,479*	*9,23,231*	*7,08,046*
,, *Sind*	*9,574*	*4,156*	*3,478*	*1,946*	*3,444*	*15,730*	*7,417*	*6,577*	*3,666*	*5,236*
,, *Madras*	*977,296*	*896,047*	*993,666*	*924,092*	*895,559*	*16,62,702*	*12,78,405*	*13,39,343*	*11,98,099*	*10,32,408*
,, *Burma*	*13,607*	*12,365*	*10,364*	*9,358*	*5,600*	*24,412*	*21,597*	*18,873*	*15,359*	*19,303*
TOTAL	1,833,281	1,769,757	1,932,642	1,752,939	1,785,942	31,56,562	26,93,149	28,84,812	25,32,053	23,18,872
***Cocaine (III. C)*—**	Ounces	Ounces	Ounces	Ounces	Ounces					
United Kingdom (*including* Channel Islands)	488	246	277	392	521	7,289	5,424	6,219	9,006	12,748
Germany	459	569	490	737	598	5,245	9,158	8,668	16,027	18,780
Netherlands	102	318	89	21	..	1,014	5,080	1,429	571	..
Belgium	..	..	..	9	..	..	..	..	207	..
TOTAL FOREIGN COUNTRIES	561	887	579	767	598	6,259	14,238	10,092	16,805	18,780
Share of Bengal	*532*	*680*	*453*	*497*	*705*	*7,610*	*12,161*	*9,268*	*11,864*	*17,364*
,, *Bombay*	*292*	*342*	*230*	*452*	*305*	*4,220*	*5,635*	*4,048*	*9,737*	*6,686*
,, *Sind*	*46*	*73*	*83*	*100*	*109*	*572*	*1,262*	*1,573*	*2,091*	*2,473*
,, *Madras*	*18*	*38*	*90*	*110*	..	*257*	*613*	*1,387*	*2,189*	..
,, *Burma*	*154*	..	..	..	..	*889*	..	..	..	..
TOTAL	1,049	1,133	856	1,159	1,119	13,548	19,671	16,311	25,871	26,523
***Codliver oil (III. C)*—**	Lbs.	Lbs.	Lbs.	Lbs.	Lbs.					
United Kingdom (*including* Channel Islands)	58,462	23,298	24,883	41,364	19,691	70,148	34,965	18,097	27,089	12,701
Other British Possessions	102	199	38	2,712	12	151	478	45	1,136	17
TOTAL BRITISH EMPIRE	58,564	23,497	24,921	44,076	19,703	70,299	35,443	18,142	29,125	12,718
Norway	8,024	13,110	27,731	49,440	61,706	,772	6,244	10,703	18,594	24,690
Germany	16,212	9,072	15,033	15,845	12,813	2,685	3,234	5,605	4,211	4,318
Netherlands	6,750	10,600	440	4,840	14,482	9,333	22,410	186	6,334	10,417
Other Foreign Countries	8,023	4,547	2,754	13,939	6,815	3,677	4,774	1,506	7,699	5,418
TOTAL FOREIGN COUNTRIES	39,009	37,329	45,958	83,564	95,816	25,467	36,662	17,999	36,838	44,843

No. 10—*continued*

ARTICLES, AND COUNTRIES OF CONSIGNMENT; ALSO SHARE OF EACH PROVINCE	Quantity					Value				
	1929-30	1930-31	1931-32	1932-33	1933-34	1929-30	1930-31	1931-32	1932-33	1933-34
Drugs and Medicines (*excluding* chemicals and narcotics)—*continued*	lbs.	lbs.	lbs.	lbs.	lbs.	R	R	R	R	R
***Cod liver oil (III. C)*—contd.**										
Share of Bengal	*23,712*	*15,053*	*32,403*	*52,476*	*28,871*	*11,990*	*6,347*	*11,701*	*21,877*	*12,401*
„ *Bombay*	*15,399*	*4,701*	*5,849*	*14,706*	*13,963*	*7,543*	*2,199*	*2,570*	*6,276*	*4,429*
„ *Sind*	*7,087*	*4,428*	*6,723*	*12,444*	*24,918*	*3,402*	*1,964*	*3,567*	*6,568*	*14,579*
„ *Madras*	*27,138*	*26,103*	*22,662*	*43,181*	*42,200*	*28,220*	*40,937*	*14,360*	*25,041*	*17,578*
„ *Burma*	*24,247*	*10,541*	*3,242*	*4,833*	*5,569*	*44,611*	*20,658*	*3,934*	*6,201*	*7,974*
TOTAL	97,573	60,826	70,879	127,640	115,521	95,766	72,105	36,122	65,963	57,561
***Morphia (III. C)*—**	Ounces	Ounces	Ounces	Ounces	Ounces					
United Kingdom (*including* Channel Islands)	834	395	747	471	603	21,343	13,310	14,036	13,130	21,684
Straits Settlements	..	..	..	..	..	..	..	..	..	9
TOTAL BRITISH EMPIRE	834	395	747	471	603	21,343	13,310	14,036	13,130	21,693
TOTAL FOREIGN COUNTRIES	268	187	181	127	127	2,332	3,174	2,130	1,922	1,917
Share of Bengal	*416*	*275*	*240*	*397*	*482*	*13,070*	*9,425*	*9,997*	*11,003*	*17,073*
„ *Bombay*	*556*	*227*	*209*	*112*	*217*	*8,879*	*4,925*	*4,072*	*2,296*	*4,833*
„ *Sind*	*91*	*80*	*479*	*89*	*81*	*1,179*	*2,134*	*2,096*	*1,753*	*1,707*
„ *Burma*	*39*	..	..	..	..	*247*	..	..	..	..
TOTAL	1,102	582	928	598	730	23,675	16,484	16,166	15,052	23,610
***Preparations of opium and morphia (III. C)*—**										
United Kingdom (*including* Channel Islands)	—	—	—	—	—	75,441	50,026	55,827	75,329	64,569
Other British Possessions	—	—	—	—	—	5	..	..	..	66
TOTAL BRITISH EMPIRE	—	—	—	—	—	75,446	50,026	55,827	75,329	64,635
Germany	—	—	—	—	—	7,083	14,348	12,125	8,009	10,943
Other Foreign Countries	—	—	—	—	—	7,420	1,652	2,363	9,937	4,699
TOTAL FOREIGN COUNTRIES	—	—	—	—	—	14,503	16,000	14,488	17,946	15,642
Share of Bengal	—	—	—	—	—	*9,169*	*11,393*	*13,725*	*33,485*	*9,718*
„ *Bombay*	—	—	—	—	—	*30,874*	*15,687*	*15,824*	*15,364*	*18,246*
„ *Sind*	—	—	—	—	—	*15,345*	*12,666*	*12,363*	*13,370*	*14,408*
„ *Madras*	—	—	—	—	—	*32,560*	*24,241*	*24,328*	*26,717*	*31,043*
„ *Burma*	—	—	—	—	—	*1,201*	*2,639*	*3,075*	*4,339*	*6,862*
TOTAL	—	—	—	—	—	89,949	66,626	70,315	93,275	80,277
***Proprietary and Patent medicines (III. C)*—**										
United Kingdom (*including* Channel Islands)	—	—	—	—	—	24,28,660	18,38,842	22,07,549	15,12,087	16,37,021
Ceylon (*excluding* Maldives)	—	—	—	—	—	113	209	2,607	11,403	10,946
Straits Settlements	—	—	—	—	—	30,913	82,513	26,767	34,940	14,930
Hongkong	—	—	—	—	—	1,532	13,675	18,286	46,774	29,899
Union of South Africa	—	—	—	—	—	5,408	5,518	5,152	9,870	9,893
Commonwealth of Australia	—	—	—	—	—	350	211	19,496	4,699	1,497
Other British Possessions	—	—	—	—	—	172	36	201	3,559	2,776
TOTAL BRITISH EMPIRE	—	—	—	—	—	24,07,208	18,91,034	22,80,058	16,23,338	17,10,462

No. 10—*continued.*

ARTICLES, AND COUNTRIES OF CONSIGNMENT; ALSO SHARE OF EACH PROVINCE	QUANTITY					VALUE				
	1929-30	1930-31	1931-32	1932-33	1933-34	1929-30	1930-31	1931-32	1932-33	1933-34
						R	R	R	R	R
Drugs and Medicines (*excluding chemicals and narcotics*)—*continued.*										
Proprietary and Patent Medicines (III. C)—contd.										
Norway	—	—	—	—	—	1,06,149	58,496	36,240	16,618	6,361
Germany	—	—	—	—	—	7,41,607	7,86,897	8,28,378	7,15,590	6,97,123
Netherlands	—	—	—	—	—	1,28,236	1,03,266	67,704	63,855	84,965
Belgium	—	—	—	—	—	36,025	21,200	18,625	14,586	5,076
France	—	—	—	—	—	5,03,403	4,56,611	4,68,393	5,88,143	1,98,856
Switzerland	—	—	—	—	—	5,688	9,471	12,691	10,634	12,807
Italy (*including* Fiume)	—	—	—	—	—	1,99,378	2,51,446	1,18,667	1,76 518	91,737
Siam	—	—	—	—	—	6,715	5	..	..	..
China (*exclusive* of Hong-kong and Macáo)	—	—	—	—	—	2,616	4,622	1,555	5,986	3,537
Japan	—	—	—	—	—	31,702	14,974	11,714	8,121	21,137
United States of America—										
Vid Atlantic Coast	—	—	—	—	—	6,20,167	6,76,381	7,61,305	5,26,074	3,04,072
„ Pacific „	—	—	—	—	—	6,696	14,204	3,365	16 191	9,528
Other Foreign Countries	—	—	—	—	—	700	1,955	6,193	3,220	1,974
TOTAL FOREIGN COUNTRIES	—	—	—	—	—	23,89,086	23,99,528	23,34,829	21,15,426	13,87,178
Share of Bengal	—	—	—	—	—	*13,69,859*	*12,02,4?8*	*9,18,462*	*5,86,449*	*4,84,693*
„ *Bombay*	—	—	—	—	—	*22,79,972*	*17,57,533*	*23,76,510*	*17,80,814*	*13,06,533*
„ *Sind*	—	—	—	—	—	*5,23,072*	*5,33,040*	*5,42,406*	*5,75,344*	*6,27,011*
„ *Madras*	—	—	—	—	—	*2,32,580*	*3,29,534*	*3,64,513*	*3,94,998*	*4,43,043*
„ *Burma*	—	—	—	—	—	*4,01,811*	*4,17,983*	*4,18,996*	*4,30,725*	*2,30,205*
TOTAL	—	—	—	—	—	48,56,294	42,00,562	46,14,887	37,68,824	30,97,035
Quinine salts—										
Quinine sulphate or Bisulphate (III. C)—	Lbs.	Lbs.	Lbs.	Lbs.	Lbs.					
United Kingdom (*including* Channel Islands)	47,592	28,853	26,040	23,251	28,995	10,19,748	6,06,979	5,08,357	5,40,310	6,87,402
Bahrein Islands	..	930	..	..	..	..	17,753	..	..	..
Straits Settlements	..	1,404	102	..	10	..	27,641	2,614	..	108
Other British Possessions	190	50	..	1	..	3,286	366	..	37	..
TOTAL BRITISH EMPIRE	47,782	31,237	26,051	23,252	29,005	10,23,034	6,52,739	6,10,971	5,40,347	6,87,510
Germany	29,931	32,911	33,680	27,763	31,204	5,03,416	6,15,345	7,12,778	5,85,302	7,12,243
Netherlands	4,316	4,474	5,031	4,138	6,562	88,481	69,245	90,609	68,638	1,14,983
Belgium	..	..	..	102	..	..	..	..	43,151	..
France	744	182	164	1,138	..	14,085	4,865	2,454	29,742	..
Switzerland	1,745	3,121	4,932	3,447	5,480	35,721	70,203	95,508	87,221	1 29,404
Italy (*including* Fiume)	..	..	..	700	125	..	..	..	12,819	2,490
Java	3,877	2,429	7,415	9,055	12,324	74,343	45,291	1,03,156	2,46,669	2,58,654
United States of America—										
Vid Atlantic Coast	3,611	1,967	1,447	1,797	2,430	1,17,942	64,632	49,618	72,891	78,614
„ Pacific „	..	..	..	..	8	..	..	..	..	271
Other Foreign Countries	..	6	83	115	12	..	150	3,006	1,983	298
TOTAL FOREIGN COUNTRIES	44,224	45,090	52,752	49,155	58,145	8,93,940	8,69,230	11,17,569	11,48,445	12,91,957
Share of Bengal	*53,197*	*43,561*	*41,372*	*45,243*	*50,94:*	*10,74,863*	*8,23,799*	*10,39,727*	*9,62,1 3*	*11,39,6?5*
„ *Bombay*	*27,641*	*21,514*	*21,698*	*17,726*	*21,961*	*6,01,027*	*4,69,126*	*6,01,318*	*4,91,781*	*5,93,519*
„ *Sind*	*1,931*	*5,549*	*2,968*	*3,502*	*4,674*	*1,01,847*	*1,19,336*	*66,191*	*1,11,696*	*1,09,876*
„ *Madras*	*2,302*	*3,543*	*4,313*	*4,966*	*5,32?*	*61,106*	*62,283*	*79,511*	*90 1?2*	*96,512*
„ *Burma*	*3,935*	*1,580*	*95:*	*881*	*1,244*	*87,131*	*67,234*	*29,593*	*32,8?3*	*37,044*
TOTAL	92,006	73,227	78,903	72,407	87,150	19,16,974	15,21,969	17,18,450	16,88,?0?	19,79,507

No. 10—*continued*

ARTICLES, AND COUNTRIES OF CONSIGNMENT; ALSO SHARE OF EACH PROVINCE	QUANTITY					VALUE				
	1929-30	1930-31	1931-32	1932-33	1933-34	1929-30	1930-31	1931-32	1932-33	1933-34
Drugs and Medicines (*excluding chemicals and narcotics*)—*continued*						R	R	R	R	R
Quinine salts—continued										
Quinine hydrochloride or dihydrochloride (III. C)—	Lbs.	Lbs.	Lbs.	Lbs.	Lbs.					
United Kingdom (*including* Channel Islands)	9,821	5,838	5,028	7,649	7,726	3,25,424	1,88,124	1,89,528	1,84,437	2,69,415
Other British Possessions	30	22	24	..	..	654	553	877	1	..
TOTAL BRITISH EMPIRE	9,851	5,860	5,052	7,649	7,726	3,26,078	1,88,677	1,90,405	1,84,438	2,69,415
Germany	3,218	5,298	4,205	5,847	5,256	86,232	1,27,524	1,21,535	2,15,591	1,39,943
Netherlands	1,024	422	738	365	202	28,790	10,035	19,656	12,189	5,512
France	..	..	—	717	43	..	..	..	12,219	2,344
Switzerland	762	624	1,256	327	744	20,598	16,601	28,019	11,339	21,163
Java	528	319	576	895	1,045	13,937	8,153	15,759	37,047	30,074
Other Foreign Countries	157	33	54	63	70	4,025	1,623	1,685	1,787	2,105
TOTAL FOREIGN COUNTRIES	5,689	6,696	6,839	8,214	7,360	1,48,582	1,63,936	1,86,654	2,91,072	2,01,140
Share of Bengal	*11,063*	*8,993*	*8,696*	*12,406*	*10,379*	*3,35,599*	*2,45,100*	*2,66,803*	*3,44,298*	*3,41,753*
,, *Bombay*	*2,792*	*2,405*	*2,172*	*1,970*	*2,320*	*85,981*	*66,609*	*70,040*	*74,897*	*70,599*
,, *Sind*	*724*	*607*	*588*	*560*	*842*	*23,758*	*20,897*	*19,617*	*21,256*	*27,919*
,, *Madras*	*725*	*412*	*360*	*623*	*902*	*22,606*	*15,159*	*14,495*	*25,291*	*22,039*
,, *Burma*	*236*	*139*	*175*	*304*	*143*	*6,716*	*4,848*	*6,144*	*9,768*	*5,245*
TOTAL	15,540	12,556	11,881	15,863	15,086	4,74,660	3,52,613	3,77,059	4,75,510	4,70,555
Other Sorts (III. C)—	Lbs.	Lbs.	Lbs.	Lbs.	Lbs.					
United Kingdom (*including* Channel Islands)	6,593	3,046	2,330	3,357	4,023	1,68,342	65,736	65,380	89,507	1,10,341
Other British Possessions	82	340	12	..	26	2,494	5,180	827	..	2,720
TOTAL BRITISH EMPIRE	6,675	3,386	2,342	3,357	4,049	1,70,836	70,916	66,207	89,507	1,13,070
Germany	7,295	8,316	12,872	6,777	8,877	1,80,258	1,98,681	2,48,615	2,38,172	2,47,274
Netherlands	1,205	1,658	2,592	1,854	2,426	26,129	77,450	1,01,305	90,104	1,37,414
Belgium	..	174	197	62	2,095	..	7,488	4,831	2,111	1,21,926
France	326	284	193	224	25	10,424	5,628	6,973	10,194	993
Switzerland	3,183	3,032	1,159	316	1,029	49,878	42,486	28,629	9,697	28,627
Italy (*including* Fiume)	655	12	..	7	6	9,418	544	..	514	531
Java	2,152	964	965	1,696	5,520	27,555	10,626	10,709	26,846	63,684
United States of America—*Vid* Atlantic Coast	..	1	52	97	303	11	20	2,471	3,046	10,341
Other Foreign Countries	..	..	..	..	6	23	..	..	..	187
TOTAL FOREIGN COUNTRIES	14,816	14,436	18,030	11,038	21,287	3,12,691	3,42,878	4,08,628	3,80,684	6,10,977
Share of Bengal	*12,832*	*12,256*	*14,737*	*7,386*	*16,585*	*2,83,501*	*2,78,638*	*3,13,787*	*2,44,948*	*4,60,716*
,, *Bombay*	*5,812*	*2,335*	*4,246*	*4,604*	*6,715*	*1,40,974*	*73,430*	*1,12,742*	*1,77,774*	*2,06,965*
,, *Sind*	*1,742*	*2,233*	*1,007*	*1,056*	*923*	*31,347*	*39,256*	*22,436*	*28,464*	*23,665*
,, *Madras*	*811*	*903*	*237*	*684*	*685*	*21,159*	*17,722*	*5,694*	*10,456*	*15,797*
,, *Burma*	*244*	*95*	*95*	*160*	*428*	*6,546*	*4,743*	*15,171*	*8,549*	*16,904*
TOTAL	21,491	17,822	20,372	14,390	25,336	4,83,527	4,13,789	4,69,880	4,70,191	7,24,047
Total Quinine Salts—	Lbs.	Lbs.	Lbs.	Lbs.	Lbs.					
United Kingdom (*including* Channel Islands)	64,006	37,737	33,307	34,257	40,744	15,13,514	8,60,839	8,53,265	8,14,254	10,67,158
Bahrain Islands	..	930	..	..	..	..	17,753	..	..	..
Straits Settlements	..	1,665	126	..	21	..	30,402	3,619	..	429
Federated Malay States	296	71	—	..	..	6,142	813	..	..	..
Other British Possessions	6	80	12	1	15	292	2,525	609	38	2,503
TOTAL BRITISH EMPIRE	64,308	40,483	33,445	34,258	40,780	15,19,948	9,12,332	8,57,583	8,14,292	10,70,095

No. 10—*continued.*

ARTICLES, AND COUNTRIES OF CONSIGNMENT; ALSO SHARE OF EACH PROVINCE	QUANTITY					VALUE				
	1929-30	1930-31	1931-32	1932-33	1933-34	1929-30	1930-31	1931-32	1932-33	1933-34
Drugs and Medicines (*excluding* chemicals and narcotics)—*continued*						R	R	R	R	R
***Total Quinine Salts*—contd.**	Lbs.	Lbs.	Lbs.	Lbs.	Lbs.					
Germany	40,444	46,525	50,757	40,387	45,837	8,38,908	9,41,550	10,82,923	10,39,065	10,99,500
Netherlands	6,545	6,549	8,361	6,357	10,190	1,38,350	1,56,780	2,11,660	1,70,931	2,57,909
Belgium	..	174	267	164	2,095	..	7,438	6,630	45,262	1,21,926
France	1,070	472	358	2,079	68	24,550	10,496	9,763	52,155	3,337
Switzerland	5,690	6,777	7,347	4,090	7,253	1,06,192	1,29,289	1,52,456	1,08,257	1,79,103
Italy (*including* Fiume)	811	39	..	707	195	13,361	1,666	..	13,333	4,904
Java	6,557	3,712	8,956	12,546	18,889	1,15,835	64,070	1,89,714	3,11,491	3,52,412
United States of America—										
Vid Atlantic Coast	3,612	1,968	1,499	1,894	2,733	1,17,973	64,664	52,084	75,937	83,955
„ Pacific „	..	..	..	..	8	..	..	..	..	271
Other Foreign Countries	..	6	66	178	24	44	136	2,556	3,770	637
TOTAL FOREIGN COUNTRIES	64,720	66,222	77,611	68,402	[86,792	13,55,213	13,76,039	17,07,786	18,20,201	21,04,104
Share of Bengal	*77,842*	*64,799*	*72,205*	*65,535*	*78,409*	*16,93,963*	*13,47,523*	*16,20,377*	*15,51,639*	*19,46,144*
„ *Bombay*	*36,245*	*26,254*	*23,116*	*24,310*	*33,996*	*8,31,932*	*6,09,365*	*6,56,100*	*7,44,452*	*8,71,074*
„ *Sind*	*7,397*	*8,389*	*4,563*	*5,218*	*6,439*	*1,63,952*	*1,79,489*	*1,08,144*	*1,61,326*	*1,61,460*
„ *Madras*	*3,838*	*5,158*	*4,950*	*6,372*	*6,913*	*84,871*	*96,164*	*99,840*	*1,25,906*	*1,37,348*
„ *Burma*	*3,715*	*2,114*	*1,222*	*1,325*	*1,815*	*1,00,393*	*56,325*	*50,908*	*61,170*	*59,178*
TOTAL	129,037	106,705	111,056	102,660	127,572	28,75,161	22,88,371	25,65,369	26,34,493	31,74,199
***Saccharin (III. C)*—**	Lbs.	Lbs.	Lbs.	Lbs.	Lbs.					
United Kingdom (*including* Channel Islands)	3,188	3,288	6,529	9,321	9,053	30,417	24,054	41,202	59,468	60,156
Other British Possessions	1	..	12	3	237	13	7	53	88	2,409
TOTAL BRITISH EMPIRE	3,189	3,288	6,541	9,324	9,290	30,430	24,061	41,255	59,556	62,565
Germany	7,054	3,509	4,103	3,639	3,800	27,111	13,822	17,882	15,770	17,481
France	2,350	2,400	3,400	100	100	9,464	10,030	14,500	428	438
Switzerland	8,850	3,744	9,200	13,657	7,412	33,854	15,062	42,833	90,795	61,002
United States of America—										
Vid Atlantic Coast	13,317	8,549	19,385	13,696	13,181	52,935	38,919	88,521	59,278	93,978
„ Pacific „	..	..	..	700	..	..	..	..	3,006	..
Other Foreign Countries	398	..	30	380	1,229	2,571	..	105	2,658	7,894
TOTAL FOREIGN COUNTRIES	31,969	18,202	36,068	32,172	25,672	1,25,905	78,433	1,63,841	1,71,992	1,80,293
Share of Bengal	*8,995*	*5,167*	*7,090*	*5,993*	*5,833*	*40,450*	*25,538*	*34,093*	*27,042*	*29,923*
„ *Bombay*	*10,488*	*4,560*	*15,592*	*14,594*	*16,536*	*48,069*	*22,469*	*81,194*	*1,06,224*	*1,48,331*
„ *Sind*	*11,201*	*8,007*	*14,761*	*12,565*	*6,919*	*43,498*	*34,743*	*63,314*	*53,509*	*31,616*
„ *Madras*	*478*	*518*	*1,424*	*956*	*1,526*	*7,567*	*5,163*	*10,035*	*12,338*	*19,448*
„ *Burma*	*3,996*	*3,238*	*3,743*	*7,388*	*4,148*	*16,811*	*14,587*	*18,390*	*32,535*	*20,540*
TOTAL	35,158	21,490	42,609	41,496	34,962	1,56,395	1,02,494	2,06,096	2,31,548	2,42,858
***Sarsaparilla and preparations thereof (III. C)*—**										
United Kingdom (*including* Channel Islands)	—	—	—	—	—	20,681	19,912	17,003	19,461	20,010
Ceylon (*excluding* Maldives)	—	—	—	—	—	..	26	4	..	..
British West India Islands (*excluding* Bahamas)	—	—	—	—	—	11,760	7,783	17,143	8,628	2,520
TOTAL BRITISH EMPIRE	—	—	—	—	—	32,441	27,721	34,150	28,089	22,530
Germany	—	—	—	—	—	839	..	1,495	10,669	851
France	—	—	—	—	—	5,558	2,873	6,626	6,538	..
Other Foreign Countries	—	—	—	—	—	32	547	879	533	1,218
TOTAL FOREIGN COUNTRIES	—	—	—	—	—	6,429	3,420	9,000	17,740	2,069

No. 10—*continued.*

ARTICLES, AND COUNTRIES OF CONSIGNMENT; ALSO SHARE OF EACH PROVINCE	Quantity					Value				
	1929-30	1930-31	1931-32	1932-33	1933-34	1929-30	1930-31	1931-32	1932-33	1933-34
Drugs and Medicines (*excluding* chemicals and narcotics)—*continued*						R	R	R	R	R
***Sarsaparilla and preparations thereof (III. C)*—continued**										
Share of Bengal	—	—	—	—	—	..	..	*965*	..	759
,, *Bombay*	—	—	—	—	—	*2,340*	*3,346*	*7,549*	*11,812*	219
,, *Sind*	—	—	—	—	—	*24,919*	*17,992*	*27,837*	*26,648*	*18,393*
,, *Madras*	—	—	—	—	—	*11,641*	*9,803*	*6,799*	*7,909*	*5,297*
TOTAL	—	—	—	—	—	38,900	31,141	43,150	46,369	24,579
***Storax*, including *liquid storax* (*rose mallees*) (*III. C*)—**	Lbs.	Lbs.	Lbs.	Lbs.	Lbs.					
TOTAL BRITISH EMPIRE	9,012	540	140	166	4,232	2,620	459	39	45	1,358
France	118,759	100,768	95,649	137,409	56,781	34,677	29,374	28,297	40,284	16,730
Other Foreign Countries	4,275	875	10,651	..	3,000	1,200	566	3,010	..	1,800
TOTAL FOREIGN COUNTRIES	118,034	101,643	106,300	137,409	59,781	35,877	29,940	31,307	40,284	18,530
Share of Bengal	*32,499*	*12,570*	*24,382*	*19,451*	*14,644*	*11,287*	*4,434*	*6,868*	*5,637*	*4,298*
,, *Bombay*	*59,890*	*85,339*	*69,282*	*63,470*	*32,590*	*24,668*	*24,730*	*21,168*	*17,826*	*10,445*
,, *Madras*	*4,657*	*4,284*	*12,776*	*54,654*	*16,779*	*2,542*	*1,235*	*3,310*	*16,866*	*5,147*
TOTAL	127,046	102,183	106,440	137,575	64,013	38,497	30,399	31,346	40,329	19,888
***Other sorts of Drugs and Medicines (III. C)*—**										
United Kingdom (*including* Channel Islands)	—	—	—	—	—	53,41,840	35,88,207	34,47,280	35,78,945	41,71,000
Aden and Dependencies	—	—	—	—	—	5,308	1,090	1,962	1,164	2,402
Ceylon (*excluding* Maldives)	—	—	—	—	—	8,283	10,381	7,299	7,290	31,801
Straits Settlements	—	—	—	—	—	4,39,768	4,39,285	1,60,954	1,31,569	1,32,201
Hongkong	—	—	—	—	—	1,78,589	1,98,767	1,57,911	1,07,492	80,455
Union of South Africa	—	—	—	—	—	14,426	13,756	7,149	1,073	852
Zanzibar and Pemba	—	—	—	—	—	4,633	6,722	6,556	2,390	4,871
Seychelles	—	—	—	—	—	6,750	404	5,119	4,394	6,080
Canada—										
Via Atlantic Coast	—	—	—	—	—	..	..	3,238	2,588	15,056
,, Pacific ,,	—	—	—	—	—	..	..	..	1	..
Commonwealth of Australia	—	—	—	—	—	5,275	5,875	13,782	8,772	6,525
Other British Possessions	—	—	—	—	—	4,131	4,369	3,698	1,794	1,559
TOTAL BRITISH EMPIRE	—	—	—	—	—	60,08,998	42,68,866	38,14,948	38,47,472	44,58,063
Norway	—	—	—	—	—	15,121	11,906	66,898	70,727	74,157
Germany	—	—	—	—	—	15,37,902	19,84,557	15,06,192	15,77,184	17,72,672
Netherlands	—	—	—	—	—	1,04,516	1,01,707	2,17,352	2,90,160	3,32,509
Belgium	—	—	—	—	—	32,971	68,411	42,518	1,01,197	1,01,010
France	—	—	—	—	—	7,00,024	6,10,719	3,34,583	4,15,074	7,79,919
Spain	—	—	—	—	—	4,115	11,610	5,150	595	3,752
Switzerland	—	—	—	—	—	51,858	26,250	45,590	57,423	76,991
Italy (*including* Fiume)	—	—	—	—	—	58,400	1,17,253	40,635	69,743	1,30,041
Greece (*including* Crete)	—	—	—	—	—	..	1,120	..	..	10,705

No. 10—*continued.*

ARTICLES, AND COUNTRIES OF CONSIGNMENT; ALSO SHARE OF EACH PROVINCE	QUANTITY					VALUE				
	1929-30	1930-31	1931-32	1932-33	1933-34	1929-30	1930-31	1931-32	1932-33	1933-34
						R	R	R	R	R
Drugs and Medicines (*excluding* Chemicals and narcotics)—*continued.*										
***Other sorts of Drugs and Medicines (III. C)*—continued**										
Native States in Arabia other than Maskat Territory and Trucial Oman	—	—	—	—	—	11,095	19,460	2,738	523	866
Iraq	—	—	—	—	—	63,305	75,329	50,378	14,700	2,186
Persia	—	—	—	—	—	81,050	1,13,677	1,20,131	55,702	73,188
Sumatra	—	—	—	—	—	..	..	..	8,550	700
Java	—	—	—	—	—	11,385	11,097	1,44,250	76,405	80,741
China (*exclusive* of Hongkong and Macáo)	—	—	—	—	—	98,910	48,676	73,900	47,593	43,614
Japan	—	—	—	—	—	7,44,222	6,55,794	8,94,210	7,42,926	5,49,907
Egypt	—	—	—	—	—	14,212	13,845	10,492	16,487	7,031
Portuguese East Africa	—	—	—	—	—	11,573	8,069	1,330	1,390	330
United States of America—										
Vid Atlantic Coast	—	—	—	—	—	15,37,662	14,10,732	10,40,966	13,52,023	15,72,466
,, Pacific ,,	—	—	—	—	—	5,241	6,165	1,483	34,693	63,040
Other Foreign Countries	—	—	—	—	—	10,787	10,403	5,413	9,163	19,092
TOTAL FOREIGN COUNTRIES.	—	—	—	—	—	50,94,349	53,20,780	46,94,209	51,52,270	57,60,967
Share of Bengal	—	—	—	—	—	*43,67,205*	*36,62,399*	*34,71,303*	*35,90,204*	*37,33,024*
,, *Bombay*	—	—	—	—	—	*42,39,722*	*37,27,271*	*32,73,292*	*36,80,506*	*43,37,946*
,, *Sind*	—	—	—	—	—	*6,46,666*	*6,15,653*	*4,87,088*	*5,33,878*	*5,63,188*
,, *Madras*	—	—	—	—	—	*13,06,648*	*11,49,090*	*8,65,722*	*9,43,180*	*10,88,532*
,, *Burma*	—	—	—	—	—	*5,43,306*	*4,35,233*	*3,11,752*	*3,52,168*	*3,92,240*
TOTAL	—	—	—	—	—	1,11,03,347	95,89,646	84,19,157	89,99,742	1,02,19,930
***Total value of Drugs and Medicines*—**										
United Kingdom (*including* Channel Islands)	—	—	—	—	—	95,29,214	64,37,125	66,67,156	61,15,680	70,68,897
Aden and Dependencies	—	—	—	—	—	5,308	1,090	2,661	1,164	2,596
Bahrein Islands	—	—	—	—	—	..	17,908	161	100	4
Ceylon (*excluding* Maldives)	—	—	—	—	—	15,222	17,269	9,978	20,154	51,534
Straits Settlements	—	—	—	—	—	4,88,288	5,04,008	2,74,990	1,78,848	1,50,890
Federated Malay States	—	—	—	—	—	7,269	859	2,169	157	..
Hongkong	—	—	—	—	—	1,80,501	2,12,828	1,76,[illegible]81	1,[illegible]4,664	1,15,881
Union of South Africa	—	—	—	—	—	21,609	24,350	12,735	20,722	10,745
Zanzibar and Pemba	—	—	—	—	—	4,825	6,722	6,556	2,890	4,871
Seychelles	—	—	—	—	—	6,750	464	5,119	4,394	6,060
Canada—										
Vid Atlantic Coast	—	—	—	—	—	..	..	3,238	2,799	17,828
,, Pacific ,,	—	—	—	—	—	..	..	..	1	..
British West India Islands (*excluding* Bahamas)	—	—	—	—	—	11,760	7,783	17,145	8,838	2,785
Commonwealth of Australia	—	—	—	—	—	5,625	6,116	33,278	13,471	8,922
Other British Possessions	—	—	—	—	—	3,496	6,209	1,739	3,846	1,294
TOTAL BRITISH EMPIRE	—	—	—	—	—	1,02,79,867	72,[illegible]4,706	72,13,[illegible]07	65,27,308	74,41,407
Norway	—	—	—	—	—	1,25,012	76,646	1,13,841	1,05,939	1,05,208
Germany	—	—	—	—	—	40,60,856	48,12,579	42,76,537	48,34,228	42,78,652
Netherlands	—	—	—	—	—	3,81,902	3,89,426	4,98,430	4,44,474	6,93,923
Belgium	—	—	—	—	—	69,298	1,3[illegible],009	90,470	1,61,356	2,90,025
France	—	—	—	—	—	13,18,390	11,21,017	8,67,604	11,14,544	9,99,794
Spain	—	—	—	—	—	4,115	11,031	7,078	2,503	3,752

No. 10—*continued*

ARTICLES AND COUNTRIES OF CONSIGNMENT AND SHARE OF EACH PROVINCE	QUANTITY					VALUE				
	1929-30	1930-31	1931-32	1932-33	1933-34	1929-30	1930-31	1931-32	1932-33	1933-34
						R	R	R	R	R
Drugs and Medicines (*excluding chemicals and narcotics*)—*concluded*										
Total value of Drugs and Medicines—*continued*										
Switzerland	—	—	—	—	—	4,14,962	3,86,430	7,23,783	4,70,395	3,32,990
Italy (*including* Fiume)	—	—	—	—	—	3,58,471	3,52,699	3,11,628	7,50,388	4,25,555
Austria	—	—	—	—	—	2,816	798	732	2,755	9,822
Czecho-Slovakia	—	—	—	—	—	1,515	1,022	1,704	372	5,825
Greece (*including* Crete)	—	—	—	—	—	..	1,120	..	..	10,705
Other Native States in Arabia	—	—	—	—	—	11,119	19,460	2,738	523	866
Iraq	—	—	—	—	—	65,480	75,344	50,378	19,114	12,186
Persia	—	—	—	—	—	2,22,998	2,77,890	3,09,505	1,46,645	1,23,806
Sumatra	—	—	—	—	—	..	..	..	8,550	700
Java	—	—	—	—	—	1,27,220	75,167	3,34,077	3,88,575	4,33,153
Siam	—	—	—	—	—	7,020	128	199	19	55
China (*exclusive of Hongkong and Macao*)	—	—	—	—	—	1,01,571	53,298	75,966	53,579	47,188
Japan	—	—	—	—	—	26,92,761	16,04,215	17,57,810	19,31,434	19,31,938
Egypt	—	—	—	—	—	14,212	13,845	10,492	16,988	7,036
Portuguese East Africa	—	—	—	—	—	11,573	8,069	1,330	1,439	330
United States of America—										
Atlantic Coast	—	—	—	—	—	23,34,779	22,01,346	19,50,991	20,26,479	21,17,923
„ Pacific „	—	—	—	—	—	11,937	20,869	4,851	56,795	74,361
Other Foreign Countries	—	—	—	—	—	7,454	10,981	7,632	9,181	13,954
TOTAL FOREIGN COUNTRIES	—	—	—	—	—	1,23,45,510	1,21,48,889	1,18,97,836	1,20,55,833	1,19,00,747
Share of Bengal	—	—	—	—	—	*78,81,176*	*66,94,425*	*65,93,299*	*62,32,872*	*68,64,786*
„ *Bombay*	—	—	—	—	—	*87,51,388*	*73,36,364*	*76,96,565*	*74,26,333*	*75,27,576*
„ *Sind*	—	—	—	—	—	*14,39,244*	*14,59,002*	*12,67,605*	*13,77,711*	*14,41,261*
„ *Madras*	—	—	—	—	—	*34,19,888*	*29,34,224*	*27,29,646*	*27,53,728*	*27,73,235*
„ *Burma*	—	—	—	—	—	*11,33,681*	*9,69,580*	*8,33,928*	*7,92,497*	*7,35,297*
TOTAL	—	—	—	—	—	2,26,25,377	1,93,93,595	1,91,11,043	1,85,83,141	1,93,42,154
Dyeing and Tanning Substances—*Barks for tanning* (*III. E*)—	Cwts.	Cwts.	Cwts.	Cwts.	Cwts.					
Union of South Africa	258,136	203,201	213,935	193,347	266,404	18,74,546	13,96,390	12,89,393	11,68,169	13,96,004
Kenya Colony	658	..	2,002	529	237	3,900	..	12,163	2,111	741
Other British Possessions	300	332	..	..	435	1,173	1,123	..	..	2,142
TOTAL BRITISH EMPIRE	259,093	203,533	215,937	193,875	267,076	18,79,619	13,97,513	13,01,556	11,70,280	13,98,887
TOTAL FOREIGN COUNTRIES	..	1	..	58	150	..	6	..	114	300
Share of Bengal	..	..	..	..	*402*	..	..	..	..	*2,023*
„ *Bombay*	..	..	*4*	*533*	*187*	..	..	*40*	*2,111*	*521*
„ *Sind*	..	*1*	..	..	*113*	..	*6*	..	..	*339*
„ *Madras*	*259,093*	*203,533*	*215,933*	*193,347*	*266,404*	*18,79,619*	*13,97,513*	*13,01,516*	*11,68,169*	*13,96,004*
„ *Burma*	..	..	..	*53*	*150*	..	..	..	*114*	*300*
TOTAL	259,093	203,534	215,937	193,933	267,226	18,79,619	13,97,519	13,01,556	11,70,394	13,99,187
Cochineal (*III. E*)—	Cwts.	Cwts.	Cwts.	Cwts.	Cwts.					
United Kingdom (*including Channel Islands*)	146	122	106	1[2]	20	33,582	27,170	10,921	2,074	2,711
Other British Possessions	..	..	6	..	..	..	..	100	..	..
TOTAL BRITISH EMPIRE	146	122	106	12	20	33,582	27,170	11,021	2,074	2,711

No. 10—*continued*

ARTICLES, AND COUNTRIES OF CONSIGNMENT; ALSO SHARE OF EACH PROVINCE	QUANTITY					VALUE				
	1929-30	1930-31	1931-32	1932-33	1933-34	1929-30	1930-31	1931-32	1932-33	1933-34
Dyeing and Tanning Substances—*continued.*						R	R	R	R	R
Cochineal (III. E)—continued	Cwts.	Cwts.	Cwts.	Cwts.	Cwts.					
France	1,870	749	275	223	276	4,35,438	1,38,326	35,754	28,817	22,871
Spain	197	848	808	900	1,131	39,618	1,53,647	1,30,965	1,25,335	1,28,650
Portugal (*including* Azores and Madeira)	..	47	..	..	..	..	8,160	..	..	..
Canary Islands	48	46	160	205	192	11,865	8,313	22,918	34,701	19,377
Other Foreign Countries	..	1	..	..	..	112	200	..	..	..
TOTAL FOREIGN COUNTRIES	2,115	1,691	1,243	1,418	1,599	4,87,033	3,08,646	1,89,637	1,88,943	1,70,898
Share of Bengal	*16*	..	..	*1*	*6*	*4,808*	..	..	*114*	*401*
,, *Bombay*	*1,718*	*1,471*	*1,053*	*1,245*	*1,497*	*3,97,505*	*2,66,884*	*1,63,826*	*1,67,435*	*1,62,878*
,, *Sind*	*318*	*250*	*193*	*77*	*25*	*71,299*	*53,126*	*24,474*	*9,288*	*1,934*
,, *Madras*	*209*	*92*	*105*	*107*	*93*	*46,828*	*16,806*	*12,658*	*14,180*	*8,396*
,, *Burma*	..	..	..	..	..	*175*	..	..	..	..
TOTAL	2,261	1,813	1,351	1,430	1,619	5,20,615	3,35,816	2,00,658	1,91,017	1,73,609
Cutch and Gambier (III. E)—	Cwts.	Cwts.	Cwts.	Cwts.	Cwts.					
Straits Settlements	44,463	38,864	36,419	37,807	32,109	9,52,292	7,95,754	6,88,095	6,77,541	4,70,789
Other British Possessions	90	10	2	..	1	3,721	508	88	3	36
TOTAL BRITISH EMPIRE	44,553	38,874	36,421	37,807	32,110	9,56,013	7,96,257	6,88,183	6,77,544	4,70,825
Spain	..	47	..	..	..	..	11,160	..	..	..
Other Foreign Countries	29	64	21	233	50	454	1,785	835	5,765	1,918
TOTAL FOREIGN COUNTRIES	29	111	21	233	50	454	12,945	835	5,765	1,918
Share of Bengal	*41,125*	*35,465*	*32,900*	*33,967*	*29,051*	*7,96,638*	*6,53,174*	*5,49,890*	*5,39,121*	*3,78,858*
,, *Bombay*	*783*	*1,140*	*1,077*	*1,645*	*741*	*30,636*	*43,340*	*42,532*	*37,615*	*24,148*
,, *Sind*	..	*1*	..	..	*67*	..	*84*	..	..	*1,334*
,, *Madras*	*564*	*497*	*541*	*541*	*501*	*17,796*	*14,939*	*13,519*	*13,943*	*10,788*
,, *Burma*	*2,110*	*1,882*	*1,924*	*1,887*	*1,800*	*1,11,472*	*97,728*	*83,077*	*72,730*	*57,628*
TOTAL	44,582	38,985	36,442	38,040	32,160	9,56,467	8,09,205	6,89,018	6,83,309	4,72,748
Dyes obtained from Coal tar*—										
Alizarine (III. E)—										
Alizarine—Dry—not exceeding 40 per cent.—(a)		Lbs.	Lbs.	Lbs.	Lbs.					
United Kingdom (*including* Channel Islands)	—	6,720	..	..	..	—	2,990	..	..	..
Germany	—	10,980	10,230	14,950	20,040	—	13,892	13,646	22,[illegible]95	30,455
Italy (*including* Fiume)	—	113	..	..	..	—	153	..	..	..
TOTAL FOREIGN COUNTRIES	—	11,093	10,230	14,950	20,040	—	14,046	13,646	23[illegible]95	30,455
Share of Bengal	—	*250*	*500*	*3,450*	*1,850*	—	*279*	*672*	*5,[illegible]*	*2,455*
,, *Bombay*	—	*1,283*	*2,950*	*9,000*	*6,650*	—	*3,810*	*5,046*	*14,269*	*10,492*
,, *Sind*	—	*16,280*	*6,780*	*2,500*	*11,540*	—	*16,147*	*7,928*	*4,013*	*17,108*
TOTAL	—	17,813	10,230	14,950	20,040	—	17,036	13,646	23,[illegible]95	30,455

* Revised classification has been introduced from April 1932.
(a) Separately recorded from 1930-31.

No. 10—*continued*

ARTICLES, AND COUNTRIES OF CONSIGNMENT; ALSO SHARE OF EACH PROVINCE	QUANTITY					VALUE				
	1929-30	1930-31	1931-32	1932-33	1933-34	1929-30	1930-31	1931-32	1932-33	1933-34
Dyeing and Tanning Substances—*continued*							R	R	R	R
Dyes obtained from Coal tar—continued										
Alizarine (III. E)—*continued.*										
Alizarine—Dry—exceeding 40 per cent.—(*a*)				Lbs.	Lbs.					
United Kingdom (*including* Channel Islands)	—	—	—	1,811	..	—	—	—	2,839	..
Germany	—	—	—	1,160	5,312	—	—	—	3,012	16,837
United States of America—										
Vid Atlantic Coast	—	—	—	..	3,129	—	—	—	..	9,546
TOTAL FOREIGN COUNTRIES	—	—	—	1,160	8,441	—	—	—	3,012	26,383
Share of Bengal	—	—	—	*600*	..	—	—	—	*1,087*	..
,, *Bombay*	—	—	—	*583*	*8,441*	—	—	—	*2,177*	*26,383*
,, *Madras*	—	—	—	*1,788*	..	—	—	—	*2,587*	..
TOTAL	—	—	—	2,971	8,441	—	—	—	5,851	26,383
Alizarine—Dry—over 40 per cent. but not exceeding 50 per cent.—(*b*)		Lbs.	Lbs.							
Germany	—	2,600	560	—	—	—	3,652	1,643	—	—
Share of Bombay	—	*2,600*	*560*	—	—	—	*3,652*	*1,643*	—	—
Alizarine—Dry—over 50 per cent. but not exceeding 60 per cent.—(*b*)		Lbs.	Lbs.							
Germany	—	2,600	..	—	—	—	3,976	..	—	—
Share of Bombay	—	*2,600*	..	—	—	—	*3,976*	..	—	—
Alizarine—Dry—over 60 per cent. but not exceeding 70 per cent.—(*b*)		Lbs.	Lbs.							
Germany	—	2,000	..	—	—	—	3,604	..	—	—
Share of Bombay	—	*2,000*	..	—	—	—	*3,604*	..	—	—
Alizarine—Dry—over 70 per cent. but not exceeding 80 per cent.—(*b*)		Lbs.	Lbs.							
United Kingdom (*including* Channel Islands)	—	..	2,120	—	—	—	..	4,138	—	—
Germany	—	1,674	..	—	—	—	4,525	..	—	—
Share of Bombay	—	*1,674*	*2,120*	—	—	—	*4,525*	*4,138*	—	—
Alizarine—Dry—over 80 per cent.—(*b*)		Lbs.	Lbs.							
Germany	—	1,552	3,920	—	—	—	4,558	9,867	—	—
Share of Bombay	—	*1,540*	*1,400*	—	—	—	*4,464*	*3,286*	—	—
,, *Sind*	—	..	*2,520*	—	—	—	..	*6,581*	—	—
,, *Burma*	—	*12*	..	—	—	—	*94*	..	—	—
TOTAL	—	1,552	3,920	—	—	—	4,558	9,867	—	—
Alizarine—Moist—not exceeding 10 per cent.—(*b*)	—	Lbs. ..	Lbs. ..	—	—	—	..	..	—	—

(*a*) Separately recorded from 1932-33.
(*b*) Discontinued from 1932-33.

No 10—*continued*

ARTICLES, AND COUNTRIES OF CONSIGNMENT; ALSO SHARE OF EACH PROVINCE	QUANTITY					VALUE				
	1929-30	1930-31	1931-32	1932-33	1933-34	1929-30	1930-31	1931-32	1932-33	1933-34
Dyeing and Tanning Substances—*continued*							R	R	R	R
Dyes obtained from Coal tar —continued										
Alizarine (III. E)—*continued*										
Alizarine—Moist—(a) over 10 per cent. but not exceeding 16 per cent.—		Lbs.	Lbs.	Lbs.	Lbs.					
United Kingdom (*including* Channel Islands)	—	8,960	34,755	16,240	20,048	—	3,601	26,204	9,160	12,245
Germany	—	265,470	245,616	308,150	346,760	—	98,773	1,06,206	1,86,836	1,99,595
Switzerland	—	..	150	..	2,240	—	..	53	..	1,226
TOTAL FOREIGN COUNTRIES	—	265,470	245,766	308,150	349,000	—	98,773	1,06,259	1,86,836	2,00,821
Share of Bengal	—	*17,502*	*28,896*	*44,016*	*40,320*	—	*4,080*	*11,631*	*26,916*	*24,947*
„ *Bombay*	—	*218,400*	*182,560*	*220,304*	*255,920*	—	*83,823*	*86,576*	*1,33,083*	*1,47,103*
„ *Sind*	—	*18,480*	*29,796*	*35,840*	*42,000*	—	*6,936*	*19,129*	*21,525*	*23,536*
„ *Madras*	—	*20,048*	*29,270*	*24,230*	*30,808*	—	*7,535*	*13,197*	*14,473*	*17,390*
TOTAL	—	274,430	280,521	324,390	369,048	—	1,02,374	1,32,463	1,95,996	2,13,066
Alizarine—Moist—(a) over 16 per cent. but not exceeding 20 per cent.—		Lbs.	Lbs.	Lbs.	Lbs.					
United Kingdom (*including* Channel Islands)	—	512,400	708,760	382,886	531,496	—	2,24,899	4,00,581	2,67,267	4,29,481
Germany	—	1,582,313	1,700,368	1,226,720	1,200,583	—	6,81,451	7,96,413	8,42,201	8,17,434
Switzerland	—	35,840	..	18,484	43,680	—	16,643	..	12,305	28,802
Czechoslovakia	—	..	..	4,480	101,114	—	..	..	2,900	76,839
United States of America—										
Via Atlantic Coast	—	105,512	..	..	..	—	64,848	..	..	..
TOTAL FOREIGN COUNTRIES	—	1,724,665	1,700,368	1,249,684	1,345,377	—	7,62,942	7,96,413	8,57,406	9,28,075
Share of Bengal	—	*78,898*	*39,088*	*34,160*	*33,600*	—	*20,604*	*17,784*	*23,449*	*24,573*
„ *Bombay*	—	*1,699,264*	*1,776,785*	*1,135,467*	*1,196,875*	—	*7,73,268*	*8,76,686*	*7,80,814*	*9,01,836*
„ *Sind*	—	*220,766*	*273,373*	*212,330*	*331,038*	—	*94,293*	*1,46,638*	*1,57,687*	*2,30,637*
„ *Madras*	—	*238,337*	*319,882*	*248,323*	*315,360*	—	*99,686*	*1,54,023*	*1,61,103*	*1,95,510*
„ *Burma*	—	..	..	*2,240*	..	—	..	..	*1,820*	..
TOTAL	—	2,237,065	2,409,128	1,632,520	1,876,873	—	9,87,841	11,98,994	11,24,673	13,52,546
Alizarine—Moist—(a) exceeding 20 per cent.—		Lbs.	Lbs.	Lbs.	Lbs.					
United Kingdom (*including* Channel Islands)	—	195,661	112,420	134,176	183,008	—	1,41,666	1,18,854	1,64,484	2,68,760
Germany	—	500,404	393,014	177,660	107,077	—	3,65,708	3,49,371	2,33,212	1,43,744
Netherlands	—	1,008	..	..	..	—	813	..	..	..
Switzerland	—	4,480	..	15,687	8,064	—	4,212	..	20,572	10,505
Czechoslovakia	—	..	..	..	5,768	—	..	..	..	8,905
TOTAL FOREIGN COUNTRIES	—	505,892	393,014	193,347	120,909	—	3,70,733	3,49,371	2,53,784	1,63,154
Share of Bengal	—	..	*3,610*	..	..	—	..	*1,481*	..	..
„ *Bombay*	—	*175,587*	*66,274*	*75,075*	*96,941*	—	*92,335*	*64,068*	*1,06,558*	*1,37,977*
„ *Sind*	—	*9,632*	*17,360*	*26,208*	*25,536*	—	*7,632*	*17,876*	*26,372*	*35,494*
„ *Madras*	—	*516,334*	*419,190*	*226,240*	*181,440*	—	*4,12,632*	*3,84,801*	*2,75,317*	*2,91,823*
TOTAL	—	701,553	505,434	327,523	303,917	—	5,12,399	4,68,225	4,18,266	4,27,694

(a) Separately recorded from 1931-32.

No. 10—*continued*

ARTICLES, AND COUNTRIES OF CONSIGNMENT; ALSO SHARE OF EACH PROVINCE	QUANTITY					VALUE				
	1929-30	1930-31	1931-32	1932-33	1933-34	1929-30	1930-31	1931-32	1932-33	1933-34
Dyeing and Tanning Substances—*continued*						R	R	R	R	R
Dyes obtained from Coal tar —continued										
Alizarine (III. E)—*concluded.*										
Total Alizarine	Lbs.	Lbs.	Lbs.	Lbs.	Lbs.					
United Kingdom (*including* Channel Islands) . .	1,404,684	723,741	858,055	535,063	734,552	6,99,438	3,73,156	5,49,777	4,43,750	7,05,486
Germany	3,584,571	2,369,593	2,353,708	1,728,640	1,679,772	18,00,430	11,80,140	12,77,146	13,88,956	12,08,065
Netherlands . . .	212,750	1,008	..	..	—	94,896	818	..	..	..
Switzerland . . .	49,840	40,320	150	84,171	53,984	24,561	20,855	53	32,877	40,623
Czechoslovakia . . .	—	—	—	4,480	106,882	—	..	..	2,900	85,834
United States of America—										
Vid Atlantic Coast . .	75,698	106,512	—	..	3,129	87,683	64,848	..	..	9,546
Other Foreign Countries .	112	113	..	—	—	225	153	..	..	..
TOTAL FOREIGN COUNTRIES	3,922,971	2,517,546	2,353,858	1,767,291	1,843,767	20,07,795	12,66,809	12,77,199	13,24,733	13,44,068
Share of Bengal . . .	*114,118*	*96,450*	*74,214*	*82,226*	*75,770*	*52,950*	*24,963*	*31,568*	*56,874*	*52,415*
„ *Bombay* . .	*3,295,549*	*2,054,948*	*2,029,529*	*1,440,429*	*1,664,827*	*15,60,966*	*9,73,247*	*10,43,311*	*10,36,891*	*12,73,791*
„ *Sind* . . .	*478,054*	*265,158*	*339,328*	*276,878*	*410,114*	*2,10,395*	*1,23,908*	*2,00,146*	*2,19,398*	*3,06,825*
„ *Madras* . .	*1,439,934*	*824,719*	*768,342*	*600,581*	*527,608*	*8,82,922*	*5,19,753*	*5,51,951*	*4,53,600*	*4,16,523*
„ *Burma* . .	—	*12*	—	*2,240*	—	—	*94*	—	*1,820*	—
TOTAL .	5,327,655	3,241,287	3,211,913	2,302,354	2,578,319	27,07,233	16,39,965	18,26,976	17,68,483	20,49,554
Aniline (III. E)—(a)	Lbs.	Lbs.	Lbs.							
United Kingdom (*including* Channel Islands) . .	989,614	821,045	1,314,032	—	—	13,98,112	11,61,010	15,58,410	—	—
Hongkong . . .	7,358	1,510	1,733	—	—	10,615	1,971	1,805	—	—
Other British Possessions .	787	868	433	—	—	974	1,662	2,585	—	—
TOTAL BRITISH EMPIRE .	997,759	823,423	1,317,098	—	—	14,09,701	11,64,643	15,62,800	—	—
Germany . . .	9,171,076	9,494,354	9,590,490	—	—	1,01,71,854	1,27,76,298	1,36,92,496	—	—
Netherlands . . .	80,620	23,116	55,837	—	—	1,06,049	51,013	65,928	—	—
Belgium	54,930	53,864	135,608	—	—	1,08,646	74,613	1,94,474	—	—
France	38,062	65,870	96,242	—	—	89,220	2,24,208	2,55,370	—	—
Switzerland . . .	706,557	486,895	503,082	—	—	19,17,445	16,31,775	14,03,425	—	—
Italy (*including* Fiume) .	786,309	685,665	322,615	—	—	6,79,971	7,79,755	5,17,276	—	—
China (*exclusive* of Hongkong and Macão) . .	9,038	2,974	24,376	—	—	22,595	17,968	48,146	—	—
Japan	13,923	20,051	7,480	—	—	22,220	79,649	34,806	—	—
United States of America—										
Vid Atlantic Coast . .	1,510,606	1,155,913	982,288	—	—	15,06,583	13,09,306	10,96,063	—	—
Other Foreign Countries .	561	784	112	—	—	700	3,448	77	—	—
TOTAL FOREIGN COUNTRIES	12,321,682	11,995,386	11,718,130	—	—	1,46,25,283	1,69,48,028	1,73,08,061	—	—
Share of Bengal . . .	*1,132,253*	*1,713,736*	*1,014,047*	—	—	*13,56,541*	*22,88,771*	*14,09,346*	—	—
„ *Bombay* . .	*10,337,928*	*9,357,906*	*10,676,356*	—	—	*1,21,70,840*	*1,31,98,510*	*1,56,01,267*	—	—
„ *Sind* . . .	*557,868*	*736,225*	*421,149*	—	—	*5,84,346*	*7,45,755*	*4,09,800*	—	—
„ *Madras* . .	*1,100,238*	*893,538*	*827,956*	—	—	*17,22,458*	*17,19,556*	*13,63,432*	—	—
„ *Burma* . .	*141,160*	*117,405*	*95,722*	—	—	*2,00,799*	*1,60,079*	*96,016*	—	—
TOTAL .	13,319,441	12,818,809	13,035,228	—	—	1,60,34,984	1,81,12,671	1,88,70,861	—	—

(a) Discontinued and shown under subheads from 1932-33.

No. 10—*continued*

ARTICLES, AND COUNTRIES OF CONSIGNMENT; ALSO SHARE OF EACH PROVINCE	Quantity					Value				
	1929-30	1930-31	1931-32	1932-33	1933-34 (a)	1929-30	1930-31	1931-32	1932-33	1933-34
									R	R
Dyeing and Tanning Substances—*continued.*										
Dyes obtained from Coal tar —continued.				Lbs.	Lbs.					
Congored (III. E)—(a)										
United Kingdom (*including* Channel Islands)	—	—	—	127,181	108,324	—	—	—	1,00,451	83,825
Other British Possessions	—	—	—	5	..	—	—	—	3	..
TOTAL BRITISH EMPIRE	—	—	—	127,186	108,324	—	—	—	1,00,454	83,825
U. S. S. R.—										
Northern	—	—	—	..	18,421	—	—	—	..	11,514
Germany	—	—	—	785,377	611,800	—	—	—	6,26,186	4,47,301
France	—	—	—	51,520	6,832	—	—	—	49,384	6,146
Switzerland	—	—	—	27,935	11,760	—	—	—	23,706	9,387
Italy (*including* Fiume)	—	—	—	166,432	15,680	—	—	—	1,61,202	15,680
Japan	—	—	—	15,556	54,887	—	—	—	13,017	39,942
United States of America—										
Vid Atlantic Coast	—	—	—	226,757	209,164	—	—	—	1,50,488	1,28,882
Other Foreign Countries	—	—	—	4,518	2,794	—	—	—	3,363	2,918
TOTAL FOREIGN COUNTRIES	—	—	—	1,278,095	931,338	—	—	—	10,27,296	6,61,770
Share of Bengal	—	—	—	*159,337*	*66,183*	—	—	—	*1,38,236*	*56,916*
,, *Bombay*	—	—	—	*1,047,220*	*889,401*	—	—	—	*8,27,041*	*687,684*
,, *Sind*	—	—	—	*95,200*	*64,650*	—	—	—	*76,336*	*46,918*
,, *Madras*	—	—	—	*82,968*	*7,928*	—	—	—	*66,057*	*6,756*
,, *Burma*	—	—	—	*20,556*	*11,500*	—	—	—	*20,080*	*9,387*
TOTAL	—	—	—	1,405,281	1,059,662	—	—	—	11,27,750	7,45,595
Coupling dyes of the napthol group—napthol rapid fast colours (rapid salts) and bases (III. E)—(a)				Lbs.	Lbs.					
United Kingdom (*including* Channel Islands)	—	—	—	73,257	88,116	—	—	—	3,79,681	3,97,410
Germany	—	—	—	285,918	417,901	—	—	—	17,95,324	17,36,756
Netherlands	—	—	—	3,495	7,342	—	—	—	11,604	33,538
Belgium	—	—	—	1,912	16,698	—	—	—	21,385	81,828
France	—	—	—	63,297	9,227	—	—	—	3,63,621	33,751
Switzerland	—	—	—	34,025	65,276	—	—	—	1,77,165	2,66,132
Italy (*including* Fiume)	—	—	—	22,575	16,688	—	—	—	1,07,972	65,910
Czechoslovakia	—	—	—	560	2,691	—	—	—	2,800	14,545
Japan	—	—	—	22,609	91,748	—	—	—	1,06,556	3,19,210
United States of America—										
Vid Atlantic Coast	—	—	—	3,711	138	—	—	—	17,497	335
TOTAL FOREIGN COUNTRIES	—	—	—	438,097	627,709	—	—	—	26,03,924	25,52,005
Share of Bengal	—	—	—	*39,199*	*66,166*	—	—	—	*2,26,674*	*2,65,190*
,, *Bombay*	—	—	—	*366,065*	*521,134*	—	—	—	*21,42,452*	*21,57,757*
,, *Sind*	—	—	—	*1,791*	*1,473*	—	—	—	*11,162*	*10,278*
,, *Madras*	—	—	—	*102,849*	*125,105*	—	—	—	*5,53,592*	*5,07,821*
,, *Burma*	—	—	—	*1,450*	*1,547*	—	—	—	*9,725*	*8,668*
TOTAL	—	—	—	511,354	715,825	—	—	—	29,83,606	29,49,415
Other Salts (III. E)—(a)				Lbs.	Lbs.					
United Kingdom (*including* Channel Islands)	—	—	—	1,602	174	—	—	—	2,981	2 5

(a) Separately recorded from 1933-34. Previous years' figures shown under Aniline.

No. 10—*continued*

ARTICLES, AND COUNTRIES OF CONSIGNMENT; ALSO SHARE OF EACH PROVINCE	QUANTITY					VALUE				
	1929-30	1930-31	1931-32	1932-33	1933-34	1929-30	1930-31	1931-32	1932-33	1933-34
Dyeing and Tanning Substances—*continued.*								R	R	R
Dyes obtained from Coal Tar —continued.				Lbs.	Lbs.					
Other Salts (III. E) (*a*)—*continued.*										
Germany	—	—	—	461,544	475,376	—	—	—	10,20,993	7,18,767
Netherlands	—	—	—	7,246	10,376	—	—	—	19,446	22,086
Belgium	—	—	—	..	29,736	—	—	—	..	69,873
Switzerland	—	—	—	8,354	20,430	—	—	—	19,849	32,149
Japan	—	—	—	3,089	17,052	—	—	—	4,995	22,324
Other Foreign Countries	—	—	—	657	5,130	—	—	—	926	4,386
TOTAL FOREIGN COUNTRIES	—	—	—	480,890	559,000	—	—	—	10,66,209	8,69,585
Share of Bengal	—	—	—	*52,858*	*45,176*	—	—	—	*1,06,605*	*1,11,762*
,, *Bombay*	—	—	—	*354,780*	*462,205*	—	—	—	*7,90,330*	*6,78,905*
,, *Madras*	—	—	—	*72,054*	*51,793*	—	—	—	*1,68,243*	*79,263*
,, *Burma*	—	—	—	*2,800*	..	—	—	—	*5,012*	..
TOTAL	—	—	—	482,492	559,174	—	—	—	10,70,190	8,69,930
Vats—										
Indigo (III. E)—(*b*)			Lbs.	Lbs.	Lbs.					
United Kingdom (*including* Channel Islands)	—	—	172,536	77,308	92,316	—	—	1,94,892	1,19,826	1,48,049
Other British Possessions		—	..	102	..	—	—	..	136	..
TOTAL BRITISH EMPIRE	—	—	172,536	77,410	92,316	—	—	1,94,892	1,19,962	1,48,049
Germany	—	—	559,976	741,833	829,764	—	—	7,16,948	11,01,740	11,69,035
France	—	—	85,344	31,584	29,120	—	—	1,18,071	46,960	46,584
Switzerland	—	—	108,976	131,052	1,22,702	—	—	1,37,596	1,93,868	1,81,113
Italy (*including* Fiume)	—	—	..	60,023	33,600	—	—	..	93,313	56,770
United States of America *Vid* Atlantic Coast	—	—	—	..	16,352	—	—	..	..	15,055
Other Foreign Countries	—	—	4,256	..	..	—	—	2,471	..	3,165
TOTAL FOREIGN COUNTRIES	—	—	758,552	964,492	10,31,628	—	—	9,75,081	14,35,881	14,72,622
Share of Bengal	—	—	*42,256*	*89,096*	*47,600*	—	—	*51,480*	*1,33,334*	*71,101*
,, *Bombay*	—	—	*522,256*	*641,467*	*712,012*	—	—	*6,49,437*	*9,42,517*	*9,98,159*
,, *Sind*	—	—	*270,368*	*142,743*	*249,568*	—	—	*3,52,235*	*2,27,709*	*3,90,460*
,, *Madras*	—	—	*96,208*	*168,590*	*106,364*	—	—	*1,17,421*	*2,52,277*	*1,48,351*
,, *Burma*	—	—	..	*6*	*8,400*	—	—	..	*7*	*12,600*
TOTAL	—	—	931,088	1,041,902	1,123,944	—	—	11,70,573	15,55,843	16,20,671
Other sorts—										
Paste (III E)—(*c*)				Lbs.	Lbs.					
United Kingdom (*including* Channel Islands)	—	—	—	21,422	14,225		—	—	48,756	26,953
Germany	—	—	—	248,707	141,837	—	—	—	7,60,722	4,24,651
Switzerland	—	—	—	996	2,245	—	—	—	5,183	12,432
TOTAL FOREIGN COUNTRIES	—	—	—	249,703	144,082	—	—	—	7,65,905	4,37,083
Share of Bengal	—	—	—	*1,345*	..	—	—	—	*4,370*	..
,, *Bombay*	—	—	—	*49,752*	*23,310*	—	—	—	*2,37,299*	*1,08,596*
,, *Madras*	—	—	—	*220,028*	*134,967*	—	—	—	*5,72,992*	*355,440*
TOTAL	—	—	—	271,125	158,307	—	—	—	8,14,661	4,64,036
Powder (III. E)— (*c*)				Lbs.	Lbs.					
United Kingdom (*including* Channel Islands)	—	—	—	24,056	23,137	—	—	—	2,96,000	3,32,375
Other British Possessions	—	—	—	112	..	—	—	—	2,520	..
TOTAL BRITISH EMPIRE	—	—	—	24,168	23,137	—	—	—	2,98,520	3,32,375

(*a*) Separately recorded from 1932-33. Previous years' figures shown under Aniline.
(*b*) Recorded under this head from 1931-32.
(*c*) Separately recorded from 1932-33.

No. 10—*continued*

ARTICLES, AND COUNTRIES OF CONSIGNMENT; ALSO SHARE OF EACH PROVINCE	QUANTITY					VALUE				
	1929-30	1930-31	1931-32	1932-33	1933-34	1929-30	1930-31	1931-32	1932-33	1933-34
roing and Tanning Substances—*continued.*									R	R
Dyes obtained from Coal Tar —continued.										
Other Sorts— Powder (III. E)—*contd.*(a)				Lbs.	Lbs.					
Germany	—	—	—	181,697	241,342	—	—	—	24,69,092	36,47,611
Netherlands	—	—	—	1,883	110	—	—	—	16,153	2,825
France	—	—	—	23,865	220	—	—	—	3,50,464	4,400
Switzerland	—	—	—	64,702	51,828	—	—	—	6,43,759	4,66,925
Italy (*including* Fiume)	—	—	—	10,417	820	—	—	—	1,47,770	12,840
Czecho-Slovakia	—	—	—	..	3,012	—	—	—	..	44,680
Japan	—	—	—	4,653	23,456	—	—	—	32,612	1,39,139
Other Foreign Countries	—	—	—	..	274	—	—	—	..	3,094
TOTAL FOREIGN COUNTRIES	—	—	—	287,217	321,062	—	—	—	36,60,750	45,21,514
Share of Bengal	—	—	—	*34,916*	*42,736*	—	—	—	*3,92,253*	*6,26,689*
,, *Bombay*	—	—	—	*223,726*	*254,329*	—	—	—	*29,60,659*	*33,53,814*
,, *Madras*	—	—	—	*52,745*	*47,134*	—	—	—	*6,06,358*	*6,73,386*
TOTAL	—	—	—	311,385	344,199	—	—	—	39,59,270	46,53,889
Sulphur—Black (III. E)—(a)										
				Lbs.	Lbs.					
United Kingdom (*including* Channel Islands)	—	—	—	235,991	163,631	—	—	—	1,19,658	83,111
Germany	—	—	—	1,834,352	1,902,614	—	—	—	8,69,617	8,50,666
Japan	—	—	—	79,334	603,914	—	—	—	29,910	2,72,942
United States of America—										
Vid Atlantic Coast	—	—	—	183,000	330,838	—	—	—	1,06,925	1,61,734
,, Pacific ,,	—	—	—	..	825	—	—	—	..	270
Other Foreign Countries	—	—	—	22,515	..	—	—	—	9,870	..
TOTAL FOREIGN COUNTRIES	—	—	—	2,120,101	2,928,191	—	—	—	10,16,320	12,25,611
Share of Bengal	—	—	—	*181,888*	*260,471*	—	—	—	*79,399*	*1,70,618*
,, *Bombay*	—	—	—	*1,841,914*	*2,597,050*	—	—	—	*9,07,905*	*10,34,931*
,, *Madras*	—	—	—	*313,810*	*320,221*	—	—	—	*1,38,397*	*95,960*
,, *Burma*	—	—	—	*13,480*	*14,050*	—	—	—	*10,272*	*7,203*
TOTAL	—	—	—	2,356,092	3,091,822	—	—	—	11,35,973	13,08,722
Metanil Yellow (III. E)—(a)										
				Lbs.	Lbs.					
United Kingdom (*including* Channel Islands)	—	—	—	17,174	11,240	—	—	—	34,018	20,276
Germany	—	—	—	261,804	375,048	—	—	—	2,42,868	2,[illegible],651
Netherlands	—	—	—	32,520	9,018	—	—	—	46,191	12,940
Belgium	—	—	—	4,028	..	—	—	—	5,234	..
Switzerland	—	—	—	12,880	8,185	—	—	—	17,691	8,715
Japan	—	—	—	3	4,981	—	—	—	2	7,861
United States of America—										
Vid Atlantic Coast	—	—	—	25,315	44,494	—	—	—	41,2[illegible]	54,852
Other Foreign Countries	—	—	—	2,260	1,232	—	—	—	2,401	1,518
TOTAL FOREIGN COUNTRIES	—	—	—	338,810	440,958	—	—	—	3,56,676	3,81,559
Share of Bengal	—	—	—	*89,996*	*84,184*	—	—	—	*94,018*	*40,852*
,, *Bombay*	—	—	—	*204,252*	*311,125*	—	—	—	*2,39,087*	*2,81,871*
,, *Sind*	—	—	—	*34,236*	*58,560*	—	—	—	*31,466*	*47,948*
,, *Madras*	—	—	—	*27,500*	*49,125*	—	—	—	*24,7[illegible]*	*36,126*
TOTAL	—	—	—	355,984	452,106	—	—	—	3,91,244	4,01,836

(a) Separately recorded from 1932-33.

No. 10—*continued*

ARTICLES, AND COUNTRIES OF CONSIGNMENT; ALSO SHARE OF EACH PROVINCE	QUANTITY					VALUE				
	1929-30	1930-31	1931-32	1932-33	1933-34	1929-30	1930-31	1931-32	1932-33	1933-34
						R	R	R	R	R
Dyeing and Tanning Substances— *continued.*										
Dyes obtained from Coal Tar —continued.										
Auramine of Concentration of 15% and less (III. E)—(a)				Lbs.	Lbs.					
Germany	—	—	—	83,950	36,750	—	—	—	63,820	27,151
Share of Bengal	—	—	—	*32,100*	*10,800*	—	—	—	*23,38 6*	*8,692*
,, *Bombay*	—	—	—	*46,150*	*22,300*	—	—	—	*36,149*	*15,902*
,, *Sind*	—	—	—	*4,750*	*2,650*	—	—	—	*3,569*	*1,807*
,, *Madras*	—	—	—	*150*	..	—	—	—	*116*	..
,, *Burma*	—	—	—	*800*	*1,000*	—	—	—	*600*	*750*
TOTAL	—	—	—	83,950	36,750	—	—	—	63,820	27,151
Rhodamines (Carthamines) of Concentration of 15 % and less (III. E)—(a)				Lbs.	Lbs.					
Hongkong	—	—	—	224	..	—	—	—	140	..
Germany	—	—	—	36,450	33,539	—	—	—	29,261	27,016
Share of Bengal	—	—	—	*18,850*	*4,650*	—	—	—	*15,448*	*4,633*
,, *Bombay*	—	—	—	*12,700*	*23,039*	—	—	—	*9,998*	*17,219*
,, *Sind*	—	—	—	*3,400*	*2,450*	—	—	—	*1,930*	*1,818*
,, *Madras*	—	—	—	*500*	*800*	—	—	—	*385*	*2,571*
,, *Burma*	—	—	—	*2,224*	*2,600*	—	—	—	*1,640*	*1,675*
TOTAL	—	—	—	36,674	33,539	—	—	—	29,401	27,016
Aniline Salts (III. E)—(a)				Lbs.	Lbs.					
United Kingdom (*including* Channel Islands)	—		—	47,745	139,316	—	—	—	10,075	59,164
Germany	—		—	136,492	165,463	—	—	—	58,815	73,306
Belgium	—	—	—	7,840	15,867	—	—	—	3,292	7,312
Other Foreign Countries	—	—	—	11,392	28,033	—	—	—	5,327	10,834
TOTAL FOREIGN COUNTRIES	—	—	—	155,724	209,363	—	—	—	67,434	91,452
Share of Bengal	—	—	—	*33,340*	*47,040*	—	—	—	*15,508*	*21,205*
,, *Bombay*	—	—	—	*60,504*	*112,594*	—	—	—	*24,147*	*45,066*
,, *Sind*	—	—	—	*22,400*	*36,990*	—	—	—	*10,112*	*16,208*
,, *Madras*	—	—	—	*84,985*	*145,334*	—	—	—	*35,832*	*65,224*
,, *Burma*	—	—	—	*2,240*	*6,721*	—	—	—	*910*	*2,913*
TOTAL	—	—	—	203,469	348,679	—	—	—	86,509	1,50,616
Others (III. E)—	Lbs.	Lbs.	Lbs.	Lbs.	Lbs.					
United Kingdom (*including* Channel Islands)	21,166	11,720	99,932	939,322	584,962	20,426	14,782	1,78,890	17,39,302	11,52,095
Other British Possessions	2,168	..	336	427	205	4,032	..	537	546	220
TOTAL BRITISH EMPIRE	23,334	11,720	100,268	939,749	585,167	24,458	14,782	1,79,427	17,39,848	11,52,315
Germany	405,759	444,615	590,581	1,772,623	1,866,329	8,38,609	9,58,497	12,68,451	32,39,926	28,90,469
Netherlands	5,154	4,480	28	15,016	15,136	2,560	1,905	32	37,795	36,984
Belgium	606	..	2,688	30,336	16,865	774	..	5,376	70,791	41,577
France	10,332	15,219	100	64,885	49,023	15,521	19,575	1,211	1,56,577	70,437
Switzerland	13,927	14,402	4,463	290,459	228,646	1,08,420	89,069	13,618	6,00,399	5,15,408
Italy (*including* Fiume)	..	..	..	176,508	94,319	..	..	..	2,77,082	1,68,598
Japan	..	..	..	41,054	101,719	..	..	..	78,078	1,90,610
United States of America—										
Fld Atlantic Coast	..	500	..	257,491	462,485	..	1,315	..	4,92,85[illegible]	7,45,331
Other Foreign Countries	20	..	..	801	..	157	..	..	1,119	..
TOTAL FOREIGN COUNTRIES	465,798	479,216	597,860	2,655,173	2,834,522	9,66,041	10,21,261	12,88,688	49,60,824	46,59,414

(a) Separately recorded from 1932-33.

No. 10—*continued*

ARTICLES, AND COUNTRIES OF CONSIGNMENT; ALSO SHARE OF EACH PROVINCE	QUANTITY					VALUE				
	1929-30	1930-31	1931-32	1932-33	1933-34	1929-30	1930-31	1931-32	1932-33	1933-34
Dyeing and Tanning Substances— *continued*	Lbs.	Lbs.	Lbs.	Lbs.	Lbs.	R	R	R	R	R
Dyes obtained from Coal Tar —concluded										
Others (III. E)—*contd.*										
Share of Bengal	..	..	*1,036*	*330,182*	*218,242*	..	..	*1,034*	*6,34,579*	*4,58,998*
„ *Bombay*	*12,282*	..	..	*2,714,067*	*2,635,659*	*32,847*	..	..	*50,61,035*	*44,86,707*
„ *Sind*	..	..	..	*201,740*	*265,626*	..	..	..	*3,03,955*	*3,33,494*
„ *Madras*	*469,080*	*460,621*	*682,749*	*397,176*	*236,786*	*9,53,546*	*9,93,481*	*14,43,302*	*8,05,699*	*4,34,094*
„ *Burma*	*7,790*	*30,315*	*14,343*	*51,757*	*63,376*	*4,106*	*42,562*	*23,779*	*99,401*	*98,436*
TOTAL	489,132	490,936	698,128	3,594,922	3,419,689	9,90,499	10,36,043	14,68,115	67,00,672	58,11,729
Total Dyes obtained from Coal Tar—*	Lbs.	Lbs.	Lbs.	Lbs.	Lbs.					
United Kingdom (*including* Channel Islands)	2,415,464	1,556,506	2,445,455	2,100,121	1,959,993	21,17,976	15,48,948	24,81,960	33,05,093	30,09,089
Hongkong	7,058	1,510	1,735	606	..	11,215	1,971	1,805	618	..
Other British Possessions	2,355	868	769	264	205	4,406	1,662	3,122	2,727	290
TOTAL BRITISH EMPIRE	2,425,777	1,558,884	2,447,957	2,100,991	1,960,198	21,33,597	15,52,581	24,86,896	33,08,438	30,09,379
U. S. S. R.—										
Northern	..	..	..	..	32,690	..	..	..	..	16,138
Germany	13,161,406	12,308,562	13,094,755	8,559,382	8,777,535	1,28,10,895	1,49,14,035	1,69,55,036	1,35,68,170	1,35,20,344
Netherlands	293,524	28,604	56,085	60,198	47,240	2,03,505	53,781	67,468	1,31,234	1,12,409
Belgium	55,648	58,864	139,296	48,596	79,166	1,09,645	74,613	1,09,850	1,04,029	2,00,615
France	48,394	81,089	181,686	254,868	95,754	1,04,741	2,43,783	3,75,252	9,78,626	1,63,087
Switzerland	800,324	541,617	616,671	610,574	563,146	20,50,426	16,92,599	15,54,692	17,14,497	15,29,884
Italy (*including* Fiume)	736,309	685,778	822,615	451,193	1,61,107	6,79,971	7,79,908	5,17,276	7,93,739	3,19,798
Czechoslovakia	..	..	..	5,049	112,585	..	..	..	5,700	1,45,059
China (*exclusive* of Hongkong and Macáo)	9,038	2,974	24,376	74	..	22,595	17,963	48,146	92	..
Japan	13,943	20,051	7,480	166,298	999,857	22,377	79,649	34,806	2,65,170	9,96,916
United States of America—										
Vid Atlantic Coast	1,586,304	1,262,925	985,424	697,366	1,072,004	15,94,266	13,75,469	10,97,028	8,15,668	10,64,115
„ Pacific „	..	..	..	..	825	..	..	..	..	270
Other Foreign Countries	501	784	112	2,404	..	700	3,448	77	2,117	3,165
TOTAL FOREIGN COUNTRIES	16,710,451	14,992,148	15,428,400	10,855,993	11,941,909	1,76,99,119	1,92,36,096	2,08,49,629	1,83,79,033	1,80,71,750
Share of Bengal	*1,246,371*	*1,810,186*	*1,131,553*	*1,145,331*	*919,422*	*14,09,491*	*23,13,734*	*14,03,428*	*19,22,683*	*18,92,071*
„ *Bombay*	*13,695,753*	*11,412,853*	*13,228,140*	*9,003,026*	*10,129,015*	*1,37,64,683*	*1,41,70,757*	*1,72,94,015*	*1,52,55,510*	*1,50,80,362*
„ *Sind*	*1,035,922*	*1,001,383*	*1,031,345*	*782,138*	*1,092,031*	*7,94,741*	*8,68,663*	*8,52,181*	*8,91,628*	*11,50,749*
„ *Madras*	*3,009,232*	*2,178,878*	*2,375,254*	*1,923,936*	*1,652,365*	*35,58,928*	*32,32,790*	*34,76,106*	*34,68,183*	*28,19,205*
„ *Burma*	*148,950*	*147,732*	*110,065*	*102,563*	*109,224*	*2,04,805*	*2,01,755*	*1,19,795*	*1,49,467*	*1,32,632*
TOTAL	19,136,228	16,551,032	17,876,357	12,956,984	13,902,107	1,97,32,716	2,07,88,679	2,33,36,525	2,16,87,471	2,10,81,059
ndigo, synthetic (III. E)—†	Cwts.	Cwts.								
United Kingdom (*including* Channel Islands)	1	404	—	—	—	20	51,703	—	—	—
Other British Possessions	..	..	—	—	—	..	67	—	—	—
TOTAL BRITISH EMPIRE	1	404	—	—	—	20	51,770	—	—	—
Germany	..	7,163	—	—	—	..	10,62,023	—	—	—
Netherlands	..	100	—	—	—	..	14,176	—	—	—
France	..	162	—	—	—	..	26,249	—	..	—
Switzerland	141	1,605	—	—	—	22,572	2,68,730	—	—	—
Italy (*including* Fiume)	384	309	—	—	—	41,235	46,100	—	—	—
United States of America—										
Vid Atlantic Coast	88	17	—	—	—	9,050	570	—	..	—
TOTAL FOREIGN COUNTRIES	513	9,361	—	—	—	72,857	14,13,777	—	..	—

* Includes Indigo, synthetic, from 1931-32.
† Transferred to coal tar dyes from 1931-32.

No. 10—*continued*

ARTICLES, AND COUNTRIES OF CONSIGNMENT (ALSO SHARE OF EACH PROVINCE	QUANTITY					VALUE				
	1929-30	1930-31	1931-32	1932-33	1933-34	1929-30	1930-31	1931-32	1932-33	1933-34
Dyeing and Tanning Substances— *continued*	Cwts.	Cwts.				R	R	R	R	R
Indigo, synthetic (III. E)†— continued										
Share of Bombay . .	*513*	*7,376*	—	—	—	*72,857*	*11,12,013*	—	—	—
„ *Sind* . . .	..	*1,810*	—	—	—	..	*2,78,800*	—	—	—
„ *Madras* . .	..	*579*	—	—	—	..	*75,334*	—	—	—
„ *Burma* . .	*1*	..	—	—	—	*20*	..	—	—	—
TOTAL .	514	9,765	—	—	—	72,877	14,65,547	—	—	—
Myrobalan extracts (III. E)—	Cwts.	Cwts.	Cwts.	Cwts.	Cwts.					
TOTAL BRITISH EMPIRE .	46	78	28	23	..	593	854	314	248	..
Share of Bombay . .	*46*	*68*	*28*	*23*	..	*593*	*825*	*314*	*248*	..
„ *Madras* . .	..	*10*	..	..	..	..	*29*	..	..	..
TOTAL .	46	78	28	23	..	593	854	314	248	..
Saffron (III. E)—	Lbs.	Lbs.	Lbs.	Lbs.	Lbs.					
United Kingdom (*including* Channel Islands) . .	..	600	40	..	..	..	9,652	982	..	..
Other British Possessions .	7	266	145	150	8	560	6,514	2,581	1,595	1
TOTAL BRITISH EMPIRE .	7	866	185	150	8	560	16,166	3,563	1,595	1
France	3,253	..	100	400	400	59,430	..	733	5,877	8,392
Spain	49,550	49,036	38,604	44,618	48,363	8,97,001	8,55,912	9,11,389	9,81,163	10,91,307
Italy (*including* Fiume) .	..	..	300	..	..	..	..	10,560	..	..
Other Foreign Countries .	100	..	50	..	50	2,913	..	1,880	..	1,173
TOTAL FOREIGN COUNTRIES .	52,903	49,036	39,054	45,018	48,813	9,59,404	8,55,912	9,24,562	9,87,040	11,00,872
Share of Bengal . .	*1,132*	*100*	..	..	..	*8,092*	*729*	..	..	..
„ *Bombay* . .	*51,178*	*49,385*	*38,304*	*43,472*	*48,337*	*9,42,149*	*8,69,514*	*9,23,295*	*9,71,567*	*10,89,990*
„ *Sind* . . .	*399*	..	*160*	*300*	*100*	*3,976*	..	*733*	*2,614*	*829*
„ *Madras* . .	*200*	*414*	*335*	*1,396*	*384*	*5,187*	*1,775*	*4,097*	*14,464*	*10,054*
„ *Burma* . .	*7*	*3*	..	..	..	*560*	*60*	..	..	..
TOTAL .	52,910	49,902	39,239	45,168	48,821	9,59,964	8,72,078	9,28,125	9,88,635	11,00,873
Other sorts (including lac-dye) ***(III. E)—***	Cwts.	Cwts.	Cwts.	Cwts.	Cwts.					
United Kingdom (*including* Channel Islands) . .	2,494	565	1,531	1,756	3,029	55,632	29,962	37,244	33,256	96,149
Union of South Africa .	603	62	20	5	11,312	10,090	930	295	59	1,940
Other British Possessions .	145	642	368	159	175	2,018	6,847	2,301	4,950	2,350
TOTAL BRITISH EMPIRE .	3,242	1,269	1,919	1,920	14,516	67,740	37,739	39,840	41 265	1,00,439
Germany	850	2,999	4,542	3 397	5,099	38,635	1,28,091	1,81,244	1,48,681	1,58,636
France	662	..	24	15	125	11,555	..	1,414	747	7,109
Italy (*including* Fiume) .	122	54	..	..	..	3,224	7,520	..	..	..
Turkey, Asiatic . . .	..	..	..	437	..	..	..	..	23,637	..
Iraq	504	939	1,246	988	1,202	31,770	35,990	49,622	48,047	67,520

†Transferred to coal tar dyes from 1931-32.

No. 10—*continued*

ARTICLES AND COUNTRIES OF CONSIGNMENT; ALSO SHARE OF EACH PROVINCE	Quantity					Value				
	1929-30	1930-31	1931-32	1932-33	1933-34	1929-30	1930-31	1931-32	1932-33	1933-34
Dyeing and Tanning Substances—*continued*						R	R	R	R	R
Other sorts (including *lac-dye*) (*III. E*)—continued	Cwts.	Cwts.	Cwts.	Cwts.	Cwts.					
Sumatra	..	42	211	42	..	..	1,182	6,170	1,313	..
Persia	1,218	828	454	1,564	1,743	36,849	13,737	11,133	30,357	17,204
Egypt	..	..	280	110	40	..	..	12,200	5,035	2,400
United States of America—										
Vid Atlantic Coast	299	87	46	410	582	9,897	1,144	2,331	20,150	19,405
,, Pacific ,,	..	..	..	..	..	..	..	54	..	..
Other Foreign Countries	305	195	206	177	307	8,189	5,202	4,585	7,683	10,073
TOTAL FOREIGN COUNTRIES	4,264	5,144	6,968	7,140	9,098	1,40,119	1,92,866	2,68,753	2,85,650	2,82,347
Share of Bengal	*734*	*138*	*301*	*838*	*12,473*	*23,053*	*6,238*	*19,624*	*38,111*	*55,064*
,, *Bombay*	*2,747*	*2,234*	*2,997*	*4,354*	*3,891*	*99,196*	*1,02,979*	*1,01,012*	*1,58,419*	*1,37,148*
,, *Sind*	*68*	*236*	*40*	*25*	*472*	*1,951*	*3,884*	*764*	*2,088*	*7,758*
,, *Madras*	*3,931*	*3,747*	*5,484*	*3,829*	*6,775*	*83,834*	*1,16,166*	*1,81,831*	*1,25,588*	*1,82,118*
,, *Burma*	*26*	*8*	*66*	*14*	*3*	*1,537*	*1,338*	*1,352*	*2,714*	*701*
TOTAL	7,506	6,413	8,887	9,060	23,614	2,07,859	2,30,605	3,08,593	3,26,915	3,82,786
Total value of Dyeing and Tanning substances—										
United Kingdom (*including* Channel Islands)	—	—	—	—	—	22,07,803	16,68,260	25,31,430	33,45,181	31,09,972
Straits Settlements	—	—	—	—	—	9,58,755	8,04,259	6,90,284	6,78,665	4,72,461
Hongkong	—	—	—	—	—	11,775	4,319	4,770	2,918	47
Union of South Africa	—	—	—	—	—	18,84,636	13,97,320	12,89,668	11,68,228	13,97,944
Kenya Colony	—	—	—	—	—	3,030	..	12,179	2,111	741
Other British Possessions	—	—	—	—	—	9,825	5,892	3,022	4,821	1,007
TOTAL BRITISH EMPIRE	—	—	—	—	—	50,71,724	38,80,050	45,31,373	52,01,444	49,82,172
U. S. S. R.—										
Northern	..	—	—	—	—	..	..	..	..	16,138
Germany	—	—	—	—	—	1,28,52,441	1,61,06,159	1,71,86,280	1,37,16,851	1,36,79,490
Netherlands	—	—	—	—	—	2,05,089	67,907	68,712	1,31,902	1,12,496
Belgium	—	—	—	—	—	1,12,136	74,613	1,99,850	1,04,020	2,01,965
France	—	—	—	—	—	6,11,164	4,08,358	4,13,153	10,14,067	2,01,409
Spain	—	—	—	—	—	9,36,679	10,23,867	10,42,354	11,06,498	12,20,767
Portugal (*including* Azores and Madeira)]	—	—	—	—	—	..	8,160	..	..	1,715
Switzerland	—	—	—	—	—	20,72,908	19,57,357	15,56,343	17,16,170	15,31,416
Italy (*including* Fiume)	—	—	—	—	—	7,24,480	8,33,528	5,27,836	7,94,054	8,19,798
Czechoslovakia	—	—	—	—	—	..	..	..	5,700	1,45,059
Iraq	—	—	—	—	—	31,770	35,990	49,622	48,047	67,520
Turkey, Asiatic	..	—	—	—	—	..	..	1,880	23,637	..
Persia	—	—	—	—	—	37,549	13,[illegible]7	11,210	31,559	17,204
Sumatra	—	—	—	—	—	..	1,182	6,195	1,860	..
China (*exclusive* of Hongkong and Macao)	—	—	—	—	—	22,596	17,963	48,146	329	2,478
Japan	—	—	—	—	—	22,890	79,911	84,[illegible]11	2,67,839	9,97,282
Egypt	—	—	—	—	—	..	..	12,200	5,800	2,400
Canary Islands	—	—	—	—	—	11,865	8,313	22,91[illegible]	34,791	19,377

No. 10—*continued*

ARTICLES, AND COUNTRIES OF CONSIGNMENT; ALSO SHARE OF EACH PROVINCE	QUANTITY					VALUE				
	1929-30	1930-31	1931-32	1932-33	1933-34	1929-30	1930-31	1931-32	1932-33	1933-34
						R	R	R	R	R
Dyeing and Tanning Substances— *concluded*										
Total value of Dyeing and Tanning substances— continued										
United States of America—										
Vid Atlantic Coast	—	—	—	—	—	16,13,325	13,77,202	10,99,359	8,35,818	10,83,520
„ Pacific „	—	—	—	—	—	..	..	54	..	270
Other Foreign Countries	—	—	—	—	—	4,555	6,003	2,493	7,623	7,781
TOTAL FOREIGN COUNTRIES	—	—	—	—	—	1,92,58,986	2,20,20,250	2,22,33,416	1,98,46,545	1,96,28,035
Share of Bengal	—	—	—	—	—	*22,41,077*	*29,73,875*	*20,62,942*	*25,00,029*	*23,28,416*
„ *Bombay*	—	—	—	—	—	*1,53,07,587*	*1,65,66,312*	*1,85,24,744*	*1,66,12,805*	*1,64,95,041*
„ *Sind*	—	—	—	—	—	*8,71,267*	*12,02,903*	*9,79,152*	*9,05,618*	*11,62,980*
„ *Madras*	—	—	—	—	—	*55,92,120*	*48,55,352*	*49,93,727*	*48,04,512*	*44,26,560*
„ *Burma*	—	—	—	—	—	*3,18,659*	*3,01,868*	*2,04,224*	*2,25,025*	*1,97,261*
TOTAL	—	—	—	—	—	2,43,30,710	2,59,00,300	2,67,64,789	2,50,47,989	2,46,10,257
Earthenware and Porcelain—	Cwts.	Cwts.	Cwts.	Cwts.	Cwts.					
Earthenware—										
Pipes of earthenware (III. H)—										
United Kingdom (*including* Channel Islands)	3,870	1,927	271	563	877	20,718	19,650	3,974	5,497	4,865
Other British Possessions	7	4	..	..	..	55	11	..	..	..
TOTAL BRITISH EMPIRE	3,877	1,931	271	563	877	20,773	19,661	3,974	5,497	4,865
Belgium	2,193	1,936	404	102	783	11,218	9,165	1,813	390	3,289
Other Foreign Countries	6	..	31	..	82	207	..	101	15	441
TOTAL FOREIGN COUNTRIES	2,199	1,936	435	102	865	11,425	9,165	1,914	405	3,730
Share of Bengal	*10*	*2*	..	*28*	..	*303*	*167*	..	*1,281*	..
„ *Bombay*	*73*	..	*12*	*54*	*1*	*1,904*	..	*237*	*2,154*	*84*
„ *Sind*	*2,233*	*581*	*99*	..	*25*	*11,355*	*3,139*	*535*	..	*1,093*
„ *Madras*	*1,865*	*4*	..	*6*	*4*	*9,682*	*11*	..	*109*	*151*
„ *Burma*	*1,896*	*3,340*	*595*	*577*	*1,712*	*8,954*	*25,509*	*5,116*	*2,355*	*7,262*
TOTAL	6,076	3,867	706	665	1,742	32,198	28,826	5,888	902	8,595
Sanitary ware (III. H)—										
United Kingdom (*including* Channel Islands)	—	—	—	—	—	7,09,394	5,79,827	5,69,166	4,32,361	4,51,615
Other British Possessions	—	—	—	—	—	..	435	15	1,908	158
TOTAL BRITISH EMPIRE	—	—	—	—	—	7,09,394	5,80,262	5,69,181	4,34,269	4,51,773
Germany	—	—	—	—	—	11,639	35,473	89,789	69,030	98,001
France	—	—	—	—	—	9,542	1,580	36,588	..	98
Austria	—	—	—	—	—	6,693	3,638	3,750	..	1,330
Czechoslovakia	—	—	—	—	—	13,353	10,746	2,234	360	1,248
Japan	—	—	—	—	—	1,150	..	294	4,036	23,613
United States of America— *Vid* Atlantic Coast	—	—	—	—	—	15,765	16,297	..	1,076	490
Other Foreign Countries	—	—	—	—	—	6,106	5,323	3,632	5,849	3,880
TOTAL FOREIGN COUNTRIES	—	—	—	—	—	64,248	73,057	1,36,287	80,351	1,28,660
Share of Bengal	—	—	—	—	—	*1,53,942*	*1,40,008*	*1,47,240*	*94,871*	*1,38,438*
„ *Bombay*	—	—	—	—	—	*3,83,655*	*3,24,614*	*2,90,188*	*2,39,634*	*2,67,486*
„ *Sind*	—	—	—	—	—	*70,396*	*70,876*	*1,51,988*	*73,134*	*81,306*
„ *Madras*	—	—	—	—	—	*57,192*	*49,037*	*47,294*	*60,032*	*59,009*
„ *Burma*	—	—	—	—	—	*1,07,957*	*63,934*	*63,758*	*46,949*	*34,194*
TOTAL	—	—	—	—	—	7,73,342	6,53,319	7,05,468	5,14,620	5,80,433

No. 10—*continued*

ARTICLES, AND COUNTRIES OF CONSIGNMENT; ALSO SHARE OF EACH PROVINCE	Quantity					Value				
	1929-30	1930-31	1931-32	1932-33	1933-34	1929-30	1930-31	1931-32	1932-33	1933-34
						R	R	R	R	R
Earthenware and Porcelain—*continued*										
Earthenware—continued										
Other kinds (III. H)—										
United Kingdom (*including* Channel Islands)	—	—	—	—	—	15,39,656	9,79,277	7,26,865	6,81,485	6,51,608
Ceylon (*excluding* Maldives)	—	—	—	—	—	5,802	6,521	1,981	2,322	5,250
Straits Settlements	—	—	—	—	—	39,016	33,583	26,927	33,071	21,108
Hongkong	—	—	—	—	—	60,761	59,331	33,272	37,791	33,808
Other British Possessions	—	—	—	—	—	712	535	736	377	202
TOTAL BRITISH EMPIRE	—	—	—	—	—	16,65,947	10,79,247	7,89,781	7,55,046	7,12,036
Germany	—	—	—	—	—	2,41,296	1,40,133	1,01,081	89,731	76,110
Netherlands	—	—	—	—	—	2,46,564	95,147	46,908	6,995	21,372
Belgium	—	—	—	—	—	1,88,871	1,05,828	36,386	50,313	41,251
France	—	—	—	—	—	30,280	12,625	38,043	9,539	11,379
Italy (*including* Fiume)	—	—	—	—	—	25,725	35,085	22,408	1,707	2,101
Austria	—	—	—	—	—	46,207	4,525	9,268	3,040	4,928
Czechoslovakia	—	—	—	—	—	26,322	15,032	16,017	5,554	6,010
China (*exclusive* of Hongkong and Macão)	—	—	—	—	—	77,842	40,293	34,839	25,595	20,001
Japan	—	—	—	—	—	6,77,273	4,38,999	3,13,636	4,91,565	3,70,927
United States of America— *Vid* Atlantic Coast	—	—	—	—	—	5,507	5,946	1,914	3,677	1,369
„ Pacific „	—	—	—	—	—	607	1,217	188	1	..
Other Foreign Countries	—	—	—	—	—	2,083	1,976	2,801	1,447	1,653
TOTAL FOREIGN COUNTRIES	—	—	—	—	—	15,68,667	8,97,706	6,24,889	6,89,164	5,57,028
Share of Bengal	—	—	—	—	—	*8,79,278*	*5,11,324*	*3,75,932*	*3,56,710*	*3,53,462*
„ *Bombay*	—	—	—	—	—	*7,90,478*	*5,54,757*	*5,11,689*	*4,28,641*	*4,15,036*
„ *Sind*	—	—	—	—	—	*23,502*	*57,188*	*71,250*	*32,519*	*21,876*
„ *Madras*	—	—	—	—	—	*5,13,653*	*2,85,092*	*1,71,766*	*1,46,179*	*1,51,864*
„ *Burma*	—	—	—	—	—	*10,22,703*	*5,68,592*	*2,83,563*	*4,80,161*	*3,27,166*
TOTAL	—	—	—	—	—	32,34,614	19,76,953	14,14,170	14,44,210	12,69,134
Total value of Earthenware—										
United Kingdom (*including* Channel Islands	—	—	—	—	—	22,69,768	15,78,754	13,00,005	11,19,343	11,03,088
Ceylon (*excluding* Maldives)	—	—	—	—	—	5,857	6,919	1,981	4,214	5,250
Straits Settlements	—	—	—	—	—	39,016	33,593	26,942	33,071	21,266
Hongkong	—	—	—	—	—	60,761	59,331	33,272	37,791	33,808
Other British Possessions	—	—	—	—	—	712	573	736	393	202
TOTAL BRITISH EMPIRE	—	—	—	—	—	23,96,114	16,79,170	13,62,936	11,94,812	11,63,674
Germany	—	—	—	—	—	2,58,142	1,75,606	1,91,871	1,58,761	1,74,552
Netherlands	—	—	—	—	—	2,47,254	98,718	47,527	8,188	21,372
Belgium	—	—	—	—	—	2,04,054	1,18,466	39,908	53,724	46,378
France	—	—	—	—	—	39,822	14,205	74,631	9,539	11,477
Italy (*including* Fiume)	—	—	—	—	—	27,176	35,346	23,712	3,063	2,143
Austria	—	—	—	—	—	52,900	8,163	13,018	3,040	6,256
Czechoslovakia	—	—	—	—	—	29,675	26,678	18,251	5,914	7,258
China (*exclusive* of Hongkong and Macão)	—	—	—	—	—	77,842	40,293	34,839	25,595	20,001
Japan	—	—	—	—	—	6,76,423	4,38,999	3,13,930	4,95,616	3,94,540
United States of America— *Vid* Atlantic Coast	—	—	—	—	—	21,272	23,243	1,914	4,752	1,859
„ Pacific „	—	—	—	—	—	607	1,217	188	1	..
Other Foreign Countries	—	—	—	—	—	2,083	1,999	2,801	1,726	1,653
TOTAL FOREIGN COUNTRIES	—	—	—	—	—	16,44,340	9,79,928	7,62,590	7,69,920	6,89,488

No. 10—*continued*

ARTICLES, AND COUNTRIES OF CONSIGNMENT; ALSO SHARE OF EACH PROVINCE	QUANTITY					VALUE				
	1929-30	1930-31	1931-32	1932-33	1933-34	1929-30	1930-31	1931-32	1932-33	1933-34
Earthenware and Porcelain—*continued*						R	R	R	R	R
Total value of Earthenware—continued										
Share of Bengal	—	—	—	—	—	*10,33,523*	*6,51,499*	*5,23,172*	*4,52,862*	*4,91,900*
„ *Bombay*	—	—	—	—	—	*11,76,037*	*8,79,371*	*8,02,054*	*6,70,429*	*6,82,656*
„ *Sind*	—	—	—	—	—	*1,10,753*	*1,31,003*	*2,23,803*	*1,05,653*	*1,03,939*
„ *Madras*	—	—	—	—	—	*5,80,527*	*3,34,190*	*2,19,060*	*2,06,330*	*2,11,024*
„ *Burma*	—	—	—	—	—	*11,39,614*	*6,63,035*	*3,57,437*	*5,29,468*	*3,66,602*
TOTAL	—	—	—	—	—	40,40,454	26,59,098	21,25,526	19,64,732	18,58,162
Porcelain—										
Electrical (III. H)—										
United Kingdom (*including* Channel Islands)	—	—	—	—	—	79,912	47,254	32,888	20,748	14,668
Other British Possessions	—	—	—	—	—	..	8	100	—	—
TOTAL BRITISH EMPIRE	—	—	—	—	—	79,912	47,262	32,988	20,748	14,668
Germany	—	—	—	—	—	49,938	73,506	65,459	64,106	21,599
Japan	—	—	—	—	—	37,252	35,53[4]	26,800	46,935	23,547
Other Foreign Countries	—	—	—	—	—	4,854	2,580	2,380	2,950	65
TOTAL FOREIGN COUNTRIES	—	—	—	—	—	92,044	1,11,620	94,639	1,13,991	45,211
Share of Bengal	—	—	—	—	—	*12,209*	*6,451*	*2,202*	*1,827*	*10,297*
„ *Bombay*	—	—	—	—	—	*1,29,933*	*1,20,280*	*75,341*	*77,342*	*29,891*
„ *Sind*	—	—	—	—	—	*13,918*	*17,015*	*37,765*	*39,791*	*13,981*
„ *Madras*	—	—	—	—	—	*7,174*	*2,648*	*1,498*	*9,778*	*1,958*
„ *Burma*	—	—	—	—	—	*8,672*	*12,488*	*10,821*	*5,501*	*3,752*
TOTAL	—	—	—	—	—	1,71,956	1,58,882	1,27,627	1,34,739	59,879
Other kinds (III. H)—										
United Kingdom (*including* Channel Islands)	—	—	—	—	—	2,17,976	1,73,762	97,487	86,042	1,00,849
Straits Settlements	—	—	—	—	—	9,835	5,741	4,121	1,161	1,880
Hongkong	—	—	—	—	—	5,383	3,765	951	1,314	3,049
Other British Possessions	—	—	—	—	—	5,139	4,521	2,716	2,241	1,802
TOTAL BRITISH EMPIRE	—	—	—	—	—	2,38,333	1,87,789	1,05,275	90,758	1,07,580
Germany	—	—	—	—	—	1,94,981	87,713	65,891	61,380	30,514
Netherlands	—	—	—	—	—	6,036	10,843	10,349	..	5
Belgium	—	—	—	—	—	20,078	7,707	5,604	..	85
France	—	—	—	—	—	18,177	5,305	14,551	18,401	8,032
Italy (*including* Fiume)	—	—	—	—	—	13,541	7,034	12,540	8,117	5
Austria	—	—	—	—	—	13,622	1,076	667	3	2,695
Czechoslovakia	—	—	—	—	—	78,107	27,757	12,220	6,446	32,860
China (*exclusive* of Hongkong and Macao)	—	—	—	—	—	2,886	1,888	20,280	1,187	2,051
Japan	—	—	—	—	—	24,31,520	16,56,831	13,33,631	26,16,012	21,76,675
United States of America—										
Vid Atlantic Coast	—	—	—	—	—	1,346	1,043	410	60,585	35,973
„ Pacific „	—	—	—	—	—	690	2,467	654	—	72
Other Foreign Countries	—	—	—	—	—	958	706	830	3,787	329
TOTAL FOREIGN COUNTRIES	—	—	—	—	—	27,82,842	18,10,370	14,77,627	27,65,808	22,89,296

No. 10—*continued*

ARTICLES, AND COUNTRIES OF CONSIGNMENT; ALSO SHARE OF EACH PROVINCE	QUANTITY					VALUE				
	1929-30	1930-31	1931-32	1932-33	1933-34	1929-30	1930-31	1931-32	1932-33	1933-34
						R	R	R	R	R
Earthenware and Porcelain—*concluded*										
PORCELAIN—*contd.*										
Other kinds (III. B)—*contd.*										
Share of Bengal	—	—	—	—	—	*4,76,276*	*4,07,417*	*3,30,701*	*4,70,040*	*3,77,755*
„ *Bombay*	—	—	—	—	—	*13,60,671*	*8,55,761*	*8,63,997*	*13,93,638*	*10,66,197*
„ *Sind*	—	—	—	—	—	*3,27,466*	*2,53,090*	*2,27,463*	*3,82,131*	*3,33,403*
„ *Madras*	—	—	—	—	—	*1,03,572*	*61,556*	*63,214*	*1,03,881*	*1,18,404*
„ *Burma*	—	—	—	—	—	*7,53,192*	*4,30,315*	*1,97,527*	*6,06,036*	*4,51,217*
TOTAL	—	—	—	—	—	30,21,178	19,98,159	15,32,902	28,56,846	27,06,876
Total value of Earthenware and Porcelain—										
United Kingdom (*including* Channel Islands)	—	—	—	—	—	25,67,656	17,99,770	14,30,880	12,26,123	12,23,605
Ceylon (*excluding* Maldives)	—	—	—	—	—	10,182	11,412	4,582	6,253	6,784
Straits Settlements	—	—	—	—	—	48,851	39,334	31,162	34,232	23,146
Hongkong	—	—	—	—	—	86,144	63,096	34,229	30,105	36,917
Other British Possessions	—	—	—	—	—	1,526	609	851	595	470
TOTAL BRITISH EMPIRE	—	—	—	—	—	27,14,359	19,14,221	15,01,899	13,06,318	12,90,922
Germany	—	—	—	—	—	4,98,061	3,36,825	3,23,221	2,84,197	2,26,665
Netherlands	—	—	—	—	—	2,54,190	1,07,556	57,876	8,188	21,377
Belgium	—	—	—	—	—	2,24,132	1,26,173	45,512	53,724	48,463
France	—	—	—	—	—	57,999	19,518	90,064	23,030	19,509
Italy (*including* Fiume)	—	—	—	—	—	40,721	42,399	36,252	6,180	2,148
Austria	—	—	—	—	—	66,522	9,239	13,646	3,043	9,015
Czechoslovakia	—	—	—	—	—	1,17,866	54,986	30,575	12,360	40,118
China (*exclusive* of Hongkong and Macao)	—	—	—	—	—	80,728	42,181	55,119	26,776	22,052
Japan	—	—	—	—	—	31,47,195	21,31,364	16,74,361	31,58,563	25,94,762
United States of America—										
Vid Atlantic Coast	—	—	—	—	—	27,884	25,288	3,715	68,092	37,832
„ Pacific „	—	—	—	—	—	1,387	3,684	842	1	72
Other Foreign Countries	—	—	—	—	—	3,041	2,705	3,631	5,665	1,982
TOTAL FOREIGN COUNTRIES	—	—	—	—	—	45,19,226	29,01,918	23,34,856	36,49,719	30,23,995
Share of Bengal	—	—	—	—	—	*15,33,007*	*10,66,367*	*7,56,076*	*9,24,729*	*8,79,953*
„ *Bombay*	—	—	—	—	—	*26,66,691*	*18,58,402*	*17,41,392*	*21,40,909*	*17,76,716*
„ *Sind*	—	—	—	—	—	*4,52,126*	*4,01,101*	*4,39,031*	*4,27,876*	*5,01,306*
„ *Madras*	—	—	—	—	—	*6,91,273*	*3,98,421*	*2,83,772*	*3,81,779*	*3,31,366*
„ *Burma*	—	—	—	—	—	*19,01,471*	*10,95,488*	*5 65 725*	*11,41,046*	*8,23,471*
TOTAL	—	—	—	—	—	72,33,585	48,16,189	38,36,058	49,56,037	43,14,917
Electroplated ware (III. D)—										
United Kingdom (*including* Channel Islands)	—	—	—	—	—	6,39,357	3,31,966	2,83,068	1,93,555	2,58,296
Other British Possessions	—	—	—	—	—	5,235	2,426	2,928	2,770	1,349
TOTAL BRITISH EMPIRE	—	—	—	—	—	6,44,592	3,34,314	2,85,736	1,96,325	2,59,645
Germany	—	—	—	—	—	18,508	12,976	6 695	30,052	4,193
France	—	—	—	—	—	12,134	1,442	2,654	2 137	80
Italy (*including* Fiume)	—	—	—	—	—	646	9,692	910	1,263	76
Other Foreign Countries	—	—	—	—	—	5,296	6 841	2 847	2 239	8,740
TOTAL FOREIGN COUNTRIES	—	—	—	—	—	36,582	31,211	13,106	35,691	13 136

No. 10—*continued*

ARTICLES, AND COUNTRIES OF CONSIGNMENT; ALSO SHARE OF EACH PROVINCE	QUANTITY					VALUE				
	1929-30	1930-31	1931-32	1932-33	1933-34	1929-30	1930-31	1931-32	1932-33	1933-34
Electroplated ware (III. D)— *continued*						R	R	R	R	R
Share of Bengal	—	—	—	—	—	*2,05,673*	*63,303*	*43,039*	*9,753*	*30,537*
„ *Bombay*	—	—	—	—	—	*3,19,777*	*1,74,917*	*1,79,452*	*1,76,397*	*1,88,422*
„ *Sind*	—	—	—	—	—	*55,822*	*62,179*	*35,539*	*10,230*	*21,241*
„ *Madras*	—	—	—	—	—	*58,263*	*46,025*	*15,228*	*14,579*	*11,594*
„ *Burma*	—	—	—	—	—	*41,639*	*29,101*	*26,584*	*21,057*	*18,983*
TOTAL	..	—	—	—	—	6,81,174	3,65,525	2,99,842	2,32,016	2,70,783
Fireworks (III. U)—	Lbs.	Lbs.	Lbs.	Lbs.	Lbs.					
United Kingdom (*including* Channel Islands)	37,239	152,568	40,215	29,392	30,049	32,990	47,825	37,991	26,500	26,580
Straits Settlements	17,002	1,113	3,045	83,048	369,139	7,289	1,062	800	25,783	1,03,457
Hongkong	444,702	162,908	46,177	138,233	239,074	1,38,138	75,635	26,484	59,272	76,229
Other British Possessions	140	617	1,455	326	238	221	450	742	300	115
TOTAL BRITISH EMPIRE	499,083	317,206	91,792	250,999	639,100	1,78,638	1,24,972	66,017	1,11,814	2,11,681
Germany	1,143,282	329,691	217,882	351,832	143,922	6,58,688	2,54,750	1,52,993	2,52,581	1,05,213
Belgium	6,832	..	..	..	112	6,009	..	..	..	178
France	47,295	22,194	2,744	14,550	21,069	46,395	31,238	4,755	17,081	23,314
Spain	10,377	6,416	1,870	2,294	7,134	13,020	7,511	1,842	1,392	7,755
Italy (*including* Fiume)	19,500	3,761	..	..	1,008	9,869	988	..	..	842
Austria	38,483	46,280	19,533	3,482	728	19,503	18,560	5,750	1,398	435
Hungary	24,860	63,185	7,070	..	..	10,497	24,398	5,278	..	..
China (*exclusive* of Hongkong and Macão)	2,739,965	1,423,077	758,972	1,359,151	1,729,381	6,45,008	3,35,631	2,11,782	4,23,615	4,81,761
Japan	51,971	39,649	25,119	36,084	21,845	29,401	23,822	10,179	13,603	6,517
Other Foreign Countries	318	5,283	2,277	286	288	1,107	2,705	2,433	260	404
TOTAL FOREIGN COUNTRIES	4,091,883	1,939,538	1,036,117	1,768,579	1,925,487	14,39,497	6,99,696	3,95,012	7,09,930	6,26,419
Share of Bengal	*367,988*	*141,439*	*157,076*	*183,542*	*138,179*	*2,43,160*	*1,09,094*	*1,06,941*	*1,16,641*	*70,331*
„ *Bombay*	*3,451,533*	*1,561,960*	*761,070*	*1,537,238*	*1,732,105*	*10,45,684*	*4,74,910*	*2,61,739*	*5,18,323*	*5,16,588*
„ *Sind*	*77,098*	*38,386*	*34,358*	*20,988*	*13,311*	*49,895*	*18,881*	*25,876*	*23,222*	*12,420*
„ *Madras*	*572,510*	*359,191*	*137,015*	*217,680*	*569,585*	*2,26,110*	*1,51,879*	*51,788*	*1,36,149*	*1,98,500*
„ *Burma*	*121,837*	*155,769*	*38,390*	*60,130*	*111,407*	*53,286*	*69,904*	*14,685*	*27,409*	*39,961*
TOTAL	4,590,966	2,256,744	1,127,909	2,019,578	2,564,587	16,18,135	8,24,668	4,61,029	8,21,744	8,38,100
Fish (*excluding* canned fish)—										
Fish, dry, unsalted (I. A)—	Cwts.	Cwts.	Cwts.	Cwts.	Cwts.					
United Kingdom (*including* Channel Islands)	78	245	7	4	9	5,327	1,235	381	313	422
Ceylon (*excluding* Maldives)	1,006	962	1,300	867	848	12,962	9,384	16,813	12,040	6,225
Straits Settlements	1,406	164	129	215	282	45,109	7,822	6,205	7,372	10,535
Hongkong	915	997	788	544	393	50,024	54,814	28,379	16,571	16,891
Other British Possessions	22	499	665	12	28	181	2,355	2,794	452	307
TOTAL BRITISH EMPIRE	3,427	2,867	2,889	1,642	1,560	1,13,603	75,610	54,602	36,748	34,380
Maskat Territory and Trucial Oman	52	4,223	1,375	136	49	482	15,097	6,139	1,288	607
Persia	706	869	2,880	1,717	1,432	4,105	3,964	9,367	5,502	3,089
China (*exclusive* of Hongkong and Macão)	140	217	111	74	159	7,097	11,365	5,568	4,904	8,525
Japan	591	1,095	393	2	130	47,428	76,991	21,407	26	6,964
Other Foreign Countries	21	43	24	213	631	442	284	167	631	2,069
TOTAL FOREIGN COUNTRIES	1,510	6,447	4,783	2,142	2,401	59,554	1,07,701	42,648	12,351	21,254

No. 10—*continued*

ARTICLES, AND COUNTRIES OF CONSIGNMENT: ALSO SHARE OF EACH PROVINCE	Quantity					Value				
	1929-30	1930-31	1931-32	1932-33	1933-34	1929-30	1930-31	1931-32	1932-33	1933-34
Fish (*excluding* canned fish)—*continued*										
Fish dry, unsalted (I. A)—continued	Cwts.	Cwts.	Cwts.	Cwts.	Cwts.	R	R	R	R	R
Share of Bengal	*40*	*3*	..	*4*	*5*	*2,289*	*154*	..	*296*	*80*
,, *Bombay*	*134*	*843*	*2,167*	*127*	*4..*	*2,100*	*4,999*	*10,420*	*1,634*	*934*
,, *Sind*	*29*	*7*	*21*	*71*	*206*	*515*	*168*	*538*	*1,026*	*475*
,, *Madras*	*1,646*	*5,089*	*4,062*	*2,749*	*2,731*	*15,468*	*27,035*	*24,727*	*16,940*	*11,247*
,, *Burma*	*3,088*	*2,472*	*2,422*	*833*	*974*	*1,52,785*	*1,50,985*	*61,36..*	*..,113*	*42,...*
TOTAL	4,937	9,314	7,672	3,784	3,901	1,73,157	1,83,311	97,250	40,093	3..,634
Fish, dry, salted (I. A)—	Cwts.	Cwts.	Cwts.	Cwts.	Cwts.					
United Kingdom (*including* Channel Islands)	144	346	30	513	68	2,279	2,055	1,333	6,406	1,019
Straits Settlements	59,976	55,492	30,426	35,335	40,081	17,99,874	16,23,225	7,59,406	8,70,800	9,81,040
Other British Possessions	423	246	902	83	13	6,849	2,895	5,903	858	310
TOTAL BRITISH EMPIRE	60,542	56,084	31,358	35,961	40,162	18,09,002	16,28,18..	7,..,...	8,..,150	9,..,...
Maskat Territory and Trucial Oman	12,073	16,360	26,303	17,341	472	2,04,509	2,31,189	1,73,792	1,43,632	3,..8
Other Native States in Arabia	1,419	526	3,842	1,513	140	21,403	9,587	18,180	11,402	1,280
Persia	4,860	1,827	2,290	1,805	180	67,784	34,427	18,788	13,236	1,287
Other Foreign Countries	811	423	291	23	85	9,336	5,309	4,207	278	2,071
TOTAL FOREIGN COUNTRIES	19,563	19,136	32,232	20,682	877	3,02,032	2,80,502	2,14,923	1,68,548	8,026
Share of Bengal	*267*	*69*	*269*	*160*	*137*	*5,643*	*1,766*	*4,410*	*3,018*	*1,514*
,, *Bombay*	*17,329*	*18,193*	*31,107*	*20,656*	*656*	*3,82,420*	*2,64,476*	*2,03,280*	*1,68,244*	*6,834*
,, *Sind*	*1,198*	*727*	*453*	*341*	*60*	*16,346*	*11,894*	*3,701*	*2,417*	*584*
,, *Madras*	*1,314*	*950*	*1,304*	*210*	*18*	*7,184*	*3,381*	*2,937*	*1,997*	*170*
,, *Burma*	*59,997*	*55,281*	*30,467*	*35,376*	*40,108*	*18,00,443*	*16,32,850*	*7,60,357*	*8,72,000*	*9,84,199*
TOTAL	80,105	75,220	63,590	56,643	41,039	21,12,034	19,08,767	9,81,655	10,44,678	9,91,301
Fishmaws and Sharkfins (I. A)—	Cwts.	Cwts.	Cwts.	Cwts.	Cwts.					
Bahrein Islands	184	241	207	68	27	3,075	3,349	5,188	794	129
Other British Possessions	204	31	28	12	16	6,308	4,000	2,543	2,348	2,138
TOTAL BRITISH EMPIRE	388	272	235	80	43	9,383	7,349	7,741	3,142	2,267
Maskat Territory and Trucial Oman	1,448	2,553	4,517	3,349	4,871	19,942	23,844	50,500	20,288	20,607
Other Native States in Arabia	884	518	3,042	2,994	1,202	13,569	6,132	21,575	18,991	4,106
Persia	179	14	18	..	11	5,191	737	427	..	81
Other Foreign Countries	348	242	198	347	..	4,958	2,365	3,161	2,745	..
TOTAL FOREIGN COUNTRIES	2,854	3,327	7,775	6,690	6,084	43,660	33,078	85,663	41,624	24,794
Share of Bombay	*3,220*	*3,570*	*7,995*	*6,756*	*6,111*	*49,094*	*36,447*	*99,999*	*42,348*	*24,933*
,, *Sind*	*5*	*1*	..	*2*	..	*264*	*15*	..	*27*	..
,, *Madras*	*1*	*7*	..	..	..	*64*	*148*	..	..	..
,, *Burma*	*16*	*21*	*15*	*12*	*19*	*3,642*	*3,817*	*2,406*	*2,359*	*2,118*
TOTAL	3,242	3,599	8,010	6,770	6,127	53,543	40,427	93,..4	44,776	27,051

No. 10—*continued*

ARTICLES, AND COUNTRIES OF CONSIGNMENT; ALSO SHARE OF EACH PROVINCE	QUANTITY					VALUE				
	1929-30	1930-31	1931-32	1932-33	1933-34	1929-30	1930-31	1931-32	1932-33	1933-34
Fish (*excluding* canned fish)—*continued*						R	R	R	R	R
Fish, wet, salted (ngapi)(*I. A*)—	Cwts.	Cwts.	Cwts.	Cwts.	Cwts.					
United Kingdom (*including* Channel Islands)	..	3,194	..	111	401	..	27,436	..	801	2,131
Straits Settlements	17,478	10,986	5,287	8,734	4,538	1,49,281	91,425	32,664	52,287	25,366
Hongkong	354	467	343	387	533	2,467	3,862	2,478	2,600	5,646
Other British Possessions	..	..	..	..	..	19	..	..	18	..
TOTAL BRITISH EMPIRE	17,832	14,647	5,630	9,232	5,472	1,51,767	1,22,723	35,142	55,266	33,143
Maskat Territory and Trucial Oman	..	..	121	12,191	31,242	..	..	1,119	67,570	1,89,968
Other Native States in Arabia	..	..	..	2,684	11,814	..	..	..	15,456	74,010
Other Foreign Countries	96	112	25	83	337	869	823	196	645	2,324
TOTAL FOREIGN COUNTRIES	96	112	146	14,958	43,393	869	823	1,315	83,671	2,66,302
Share of Bengal	..	..	..	..	*2*	..	*25*	..	..	*76*
„ *Bombay*	..	*10*	..	*14,045*	*49,603*	..	*40*	..	*78,195*	*2,43,326*
„ *Sind*	*9*	..	*126*	*426*	*348*	*190*	*5*	*1,179*	*3,287*	*2,823*
„ *Madras*	..	..	..	*595*	*2,820*	*19*	..	..	*2,538*	*21,951*
„ *Burma*	*17,919*	*14,749*	*5,650*	*9,124*	*5,092*	*1,52,427*	*1,23,476*	*35,278*	*54,917*	*31,269*
TOTAL	17,928	14,759	5,776	24,190	48,865	1,52,636	1,23,546	36,457	1,38,037	2,99,445
Fish other sorts (*I. A*)—	Cwts.	Cwts.	Cwts.	Cwts.	Cwts.					
United Kingdom (*including* Channel Islands)	1,821	1,787	2,015	1,278	2,344	1,32,011	1,20,286	1,01,218	77,183	1,22,776
Other British Possessions	20	1	131	36	82	1,818	111	3,256	1,512	3,727
TOTAL BRITISH EMPIRE	1,841	1,788	2,146	1,314	2,426	1,33,829	1,20,397	1,04,474	78,695	1,26,503
Japan	..	244	642	268	187	47	9,483	25,852	7,701	4,812
Other Foreign Countries	1,488	1	47	6	4	6,528	200	3,070	353	373
TOTAL FOREIGN COUNTRIES	1,488	245	689	274	191	6,575	9,683	28,922	8,054	5,185
Share of Bengal	*938*	*1,328*	*1,728*	*573*	*1,182*	*78,473*	*82,016*	*66,736*	*28,008*	*51,041*
„ *Bombay*	*408*	*318*	*372*	*418*	*679*	*22,856*	*17,150*	*18,947*	*20,968*	*37,291*
„ *Sind*	*178*	*60*	*133*	*248*	*463*	*9,641*	*3,695*	*7,185*	*12,482*	*22,591*
„ *Madras*	*1,513*	*57*	*298*	*14*	*13*	*8,622*	*4,162*	*16,341*	*806*	*737*
„ *Burma*	*242*	*270*	*304*	*330*	*280*	*20,812*	*23,057*	*25,137*	*24,485*	*20,023*
TOTAL	3,329	2,033	2,835	1,588	2,617	1,40,404	1,30,080	1,33,396	86,749	1,31,688
Total fish (excluding canned fish)—	Cwts.	Cwts.	Cwts.	Cwts.	Cwts.					
United Kingdom (*including* Channel Islands)	2,043	5,575	2,065	1,936	2,822	1,39,637	1,51,035	1,03,070	84,263	1,26,348
Aden and Dependencies	466	611	1,068	50	..	7,306	3,435	5,557	320	..
Bahrein Islands	202	247	225	78	27	3,200	3,444	5,289	1,185	132
Ceylon (*excluding* Maldives)	1,165	1,083	1,876	901	852	16,581	10,916	21,170	12,847	6,399
Straits Settlements	78,862	66,647	35,845	44,298	44,903	19,94,583	17,22,757	7,98,481	9,30,672	10,18,069
Hongkong	1,287	1,487	1,151	944	946	56,101	62,469	33,298	21,508	24,672
Other British Possessions	5	8	29	32	113	176	188	1,826	1,186	3,948
TOTAL BRITISH EMPIRE	84,030	75,658	42,258	48,239	49,063	22,17,584	19,54,244	9,68,691	10,51,981	14,79,568

No. 10—*continued*

ARTICLES, AND COUNTRIES OF CONSIGNMENT; ALSO SHARE OF EACH PROVINCE	QUANTITY					VALUE				
	1929-30	1930-31	1931-32	1932-33	1933-34	1929-30	1930-31	1931-32	1932-33	1933-34
Fish (*excluding* canned fish)—*concluded*						R	R	R	R	R
Total Fish (*excluding* canned fish)—*continued*	Cwts.	Cwts.	Cwts.	Cwts.	Cwts.					
Maskat Territory and Trucial Oman	15,466	23,130	32,316	33,017	36,634	2,28,675	2,70,180	2,31,550	2,32,778	2,14,570
Other Native States in Arabia	2,303	1,081	6,401	7,191	13,787	34,972	15,874	40,831	45,459	81,480
Iraq	1,002	380	134	300	18	7,310	4,372	1,175	1,264	164
Persia	5,245	2,720	5,194	3,522	1,928	77,080	30,168	28,532	18,743	6,364
China (*exclusive* of Hongkong and Macão)	227	278	134	80	170	8,197	11,937	5,824	5,016	8,704
Japan	607	1,870	1,055	294	329	47,824	86,971	47,689	7,874	12,008
Italian East Africa (Somaliland and Eritrea)	504	241	282	347	..	6,846	2,380	3,791	2,725	..
Other Foreign Countries	157	61	109	5	80	2,786	1,085	5,079	894	2,331
TOTAL FOREIGN COUNTRIES	25,511	29,267	45,625	44,746	52,946	4,13,690	4,31,887	3,73,471	3,14,253	3,25,561
Share of Bengal	*1,295*	*1,400*	*1,997*	*742*	*1,326*	*86,405*	*83,961*	*71,196*	*30,319*	*52,711*
,, *Bombay*	*21,091*	*22,934*	*41,641*	*41,902*	*48,094*	*3,56,470*	*3,23,112*	*3,23,616*	*3,11,479*	*3,11,308*
,, *Sind*	*1,419*	*795*	*733*	*1,088*	*1,077*	*26,954*	*15,777*	*12,603*	*19,211*	*26,473*
,, *Madras*	*6,474*	*7,003*	*5,664*	*3,668*	*5,842*	*31,336*	*39,726*	*50,005*	*22,321*	*34,105*
,, *Burma*	*81,262*	*72,793*	*37,848*	*45,575*	*46,530*	*21,30,109*	*19,23,555*	*8,84,742*	*9,82,874*	*10,80,532*
TOTAL	109,541	104,925	87,883	92,975	102,609	26,31,274	23,86,131	13,42,162	13,66,234	15,05,129
Fodder, Bran, and Pollards (*excluding* oil-cake) (II. C)—	Cwts.	Cwts.	Cwts.	Cwts.	Cwts.					
United Kingdom (*including* Channel Islands)	..	..	..	..	1,326	..	..	..	..	10,406
Union of South Africa	..	1,510	..	..	..	..	6,654	..	..	..
Commonwealth of Australia	56,280	49,949	50,188	31,048	14,665	2,13,602	1,95,011	1,60,475	1,20,588	56,819
Other British Possessions	312	374	870	744	56	1,859	2,836	3,268	3,379	484
TOTAL BRITISH EMPIRE	56,592	51,833	51,058	31,792	16,047	2,15,461	2,04,501	1,63,743	1,23,967	67,679
TOTAL FOREIGN COUNTRIES	449	47	76	4	115	595	208	356	30	641
Share of Bengal	*28,444*	*31,085*	*22,993*	*20,226*	*1,723*	*1,10,870*	*1,23,378*	*68,613*	*78,268*	*7,407*
,, *Bombay*	*26,718*	*19,337*	*26,502*	*10,375*	*13,428*	*94,799*	*70,632*	*86,388*	*38,141*	*54,020*
,, *Sind*	..	..	*1*	..	*5*	..	..	*3*	*5*	*295*
,, *Madras*	*932*	*931*	*1,221*	*794*	*716*	*6,754*	*7,057*	*7,156*	*5,377*	*4,978*
,, *Burma*	*947*	*527*	*417*	*401*	*290*	*3,633*	*3,642*	*1,940*	*2,272*	*1,916*
TOTAL	57,041	51,880	51,134	31,796	16,162	2,16,056	2,04,709	1,64,099	1,23,997	68,320
Fruits and Vegetables—										
Fresh Fruits and Vegetables—										
Fresh fruits—	No.	No.	No.	No.	No.					
Coconuts (I. B)—										
Maldives	2,126,000	2,141,100	2,195,360	1,248,000	1,558,350	67,419	68,252	41,849	32,190	51,678
Ceylon (*excluding* Maldives)	1,738,260	406,798	2,657,305	7,092,905	2,319,502	79,737	19,822	1,09,638	2,71,696	65,539
Straits Settlements	7,062,378	7,287,214	6,836,353	9,013,447	9,513,992	7,02,624	6,99,366	4,75,816	5,26,554	5,41,213
Other British Possessions	2,050	331	650	48	130	131	23	49	5	5
TOTAL BRITISH EMPIRE	10,928,688	9,835,443	11,689,668	17,354,300	13,591,774	8,50,911	7,87,463	6,27,352	8,30,445	6,58,435

No. 10—*continued*

ARTICLES, AND COUNTRIES OF CONSIGNMENT; ALSO SHARE OF EACH PROVINCE	QUANTITY					VALUE				
	1929-30	1930-31	1931-32	1932-33	1933-34	1929-30	1930-31	1931-32	1932-33	1933-34
Fruits and Vegetables—*continued*						R	R	R	R	R
Fresh fruits and Vegetables —continued	No.	No.	No.	No.	No.					
Fresh fruits—*continued*										
Coconuts (I. B.)—*contd.*										
Siam	3,700	58,000	1,600	450	500	320	5,840	168	47	32
Other Foreign Countries	..	53	22	24	..	..	7	2	1	..
TOTAL FOREIGN COUNTRIES.	3,700	58,053	1,622	474	500	320	5,847	170	48	32
Share of Bengal	*2,079,175*	*2,096,650*	*2,166,060*	*1,288,000*	*1,840,750*	*66,550*	*57,766*	*41,569*	*32,200*	*51,541*
„ *Bombay*	*2,047*	*238*	*7,293*	*72*	*2,940*	*131*	*30*	*455*	*6*	*124*
„ *Sind*	*2,000*	*300*	*3,290*	*7,700*	*130*	*126*	*21*	*131*	*246*	*5*
„ *Madras*	*1,784,185*	*451,231*	*2,671,140*	*7,075,005*	*2,334,192*	*80,583*	*20,303*	*1,06,992*	*2,71,649*	*65,566*
„ *Burma*	*7,064,981*	*7,345,087*	*6,843,507*	*9,013,997*	*9,514,262*	*7,03,841*	*7,05,170*	*4,76,375*	*5,76,608*	*5,41,226*
TOTAL	10,932,388	9,893,496	11,691,290	17,384,774	13,692,274	8,51,231	7,93,290	6,27,522	8,80,709	6,58,462
Others (I. B)—										
United Kingdom (*including* Channel Islands)	—	—	—	—	—	1,45,837	76,045	51,005	35,368	18,382
Palestine	—	—	—	—	—	13,347	24,268	24,106	34,807	18,069
Ceylon (*excluding* Maldives)	—	—	—	—	—	1,16,490	1,34,643	92,537	93,412	89,782
Straits Settlements	—	—	—	—	—	1,78,833	99,023	58,363	88,751	47,703
Hongkong	—	—	—	—	—	3,509	4,344	9,658	1,293	2,647
Union of South Africa	—	—	—	—	—	33,047	29,796	27,949	30,552	39,859
Commonwealth of Australia	—	—	—	—	—	16,173	11,771	21,148	41,335	51,607
Other British Possessions	—	—	—	—	—	5,328	2,593	2,345	7,346	4,990
TOTAL BRITISH EMPIRE	—	—		—	—	5,12,564	3,82,483	2,87,111	3,32,864	2,73,039
France	—	—	—	—	—	4,988	22,515	14,230	19,649	12,457
Spain	—	—	—	—	—	9,779	7,363	7,558	635	938
Italy (*including* Fiume)	—	—	—	—	—	5,316	3,371	1,629	1,432	6,782
Maskat Territory and Trucial Oman	—	—	—	—	—	31,751	41,485	34,414	21,077	15,734
China (*exclusive* of Hongkong and Macao)	—	—	—	—	—	8,804	8,857	11,017	15,363	14,107
Japan	—	—	—	—	—	26,665	33,169	48,042	1,38,464	2,23,721
Egypt	—	—	—	—	—	17,213	14,383	18,328	15,718	18,398
Portuguese East Africa	—	—	—	—	—	4,856	841	7,923	9,105	3,914
United States of America—*Vid* Atlantic Coast	—	—	—	—	—	1,184	27,934	1,14,124	1,47,620	67,857
„ Pacific „	—	—	—	—	—	36,550	2,46,991	3,80,546	2,28,168	2,25,421
Other Foreign Countries	—	—	—	—	—	7,484	3,325	3,701	4,974	3,392
TOTAL FOREIGN COUNTRIES.	—	—	—	—	—	1,54,680	4,10,234	6,42,112	6,52,205	5,80,881
Share of Bengal	—	—	—	—	—	*57,385*	*2,20,021*	*3,20,854*	*3,15,299*	*2,48,433*
„ *Bombay*	—	—	—	—	—	*1,41,284*	*1,44,695*	*1,63,358*	*2,78,889*	*2,52,886*
„ *Sind*	—	—	—	—	—	*4,876*	*3,390*	*3,039*	*6,851*	*5,715*
„ *Madras*	—	—	—	—	—	*1,46,195*	*1,33,098*	*1,15,829*	*1,06,014*	*1,16,981*
„ *Burma*	—	—		—	—	*3,17,604*	*2,91,613*	*3,26,143*	*2,78,016*	*2,35,905*
TOTAL	—	—	—	—	—	6,67,244	7,92,717	9,29,223	9,85,069	8,59,920
Fresh vegetables of all kinds I. B)—										
United Kingdom (*including* Channel Islands)	—	—	—	—	—	5,849	3,615	1,016	351	136
Ceylon (*excluding* Maldives)	—	—	—	—	—	6,961	6,616	2,386	1,347	4,190
Straits Settlements	—	—	—	—	—	1,112	2,238	5,640	5 044	4,540
Hongkong	—	—	—	—	—	3,312	5,569	6,017	3,735	2,595
Kenya Colony	—	—	—	—	—	2,63,968	63,241	82,799	1 14,708	36,042
Other British Possessions	—	—	—	—	—	1,350	222	213	1,345	1,542
TOTAL BRITISH EMPIRE	—	—	—	—	—	2,82,567	81,501	98,071	1,27,130	48,845

No. 10—*continued*

ARTICLES, AND COUNTRIES OF CONSIGNMENT; ALSO SHARE OF EACH PROVINCE	Quantity					Value				
	1929-30	1930-31	1931-32	1932-33	1933-34	1929-30	1930-31	1931-32	1932-33	1933-34
Fruits and Vegetables—*continued*										
***Fresh Fruits and Vegetables*—continued**						R	R	R	R	R
Fresh vegetables of all kinds (I. B)—*contd.*										
Italy (*including* Fiume) .	—	—	—	—	—	14,25,184	18,15,751	9,57,251	12,24,113	11,66,615
Austria	—	—	—	—	—	74,657	16,612	568	200	..
Egypt	—	—	—	—	—	36,800	65,931	49,994	..	91,050
United States of America—										
Vid Atlantic Coast . .	—	—	—	—	—	18,468	..	..	..	..
„ Pacific „ . .	—	—	—	—	—	..	172	340	153	125
Other Foreign Countries .	—	—	—	—	—	3,467	687	273	139	867
TOTAL FOREIGN COUNTRIES.	—	—	—	—	—	15,58,576	18,99,153	10,08,426	12,24,635	12,58,657
Share of Bengal . . .	—	—	—	—	—	*8,352*	*1,809*	*133*	*45*	*3,504*
„ *Bombay* . .	—	—	—	—	—	*13,80,946*	*16,00,477*	*7,61,945*	*10,03,490*	*7,71,,: 72*
„ *Sind* . . .	—	—	—	—	—	*3,88,367*	*3,93,994*	*2,36,138*	*3,23,649*	*4,38,494*
„ *Madras* . .	—	—	—	—	—	*29,113*	*6,626*	*2,769*	*3,092*	*4,177*
„ *Burma* . .	—	—	—	—	—	*34,365*	*72,748*	*55,512*	*9,649*	*95,455*
TOTAL .	—	—	—	—	—	18,41,143	14,80,654	11,06,497	13,51,765	13,07,502
***Total value of Fresh Fruits and Vegetables*—**										
United Kingdom (*including* Channel Islands) . .	—	—	—	—	—	1,51,686	79,661	52,021	35,719	18,519
Palestine	—	—	—	—	—	13,347	24,268	24,106	34,807	18,069
Maldives	—	—	—	—	—	67,419	68,238	41,849	32,200	51,678
Ceylon (*excluding* Maldives)	—	—	—	—	—	2,03,188	1,61,081	2,04,561	3,66,657	1,59,511
Straits Settlements . .	—	—	—	—	—	8,83,569	8,00,627	5,89,619	6,70,953	5,98,456
Hongkong. . . .	—	—	—	—	—	6,821	9,013	15,675	5,029	5,043
Union of South Africa .	—	—	—	—	—	33,102	29,706	28,150	30,798	40,180
Kenya Colony . . .	—	—	—	—	—	2,64,251	64,794	83,257	1,15,966	37,521
Commonwealth of Australia	—	—	—	—	—	16,173	11,998	21,150	41,338	51,648
Other British Possessions .	—	—	—	—	—	6,486	1,062	1,946	7,102	4,690
TOTAL BRITISH EMPIRE .	—	—	—	—	—	16,46,042	12,51,427	10,12,534	13,40,655	9,80,314
France	—	—	—	—	—	4,988	22,526	14,230	19,649	12,457
Spain	—	—	—	—	—	9,779	7,363	7,558	635	938
Italy (*including* Fiume) .		—	—	—	—	14,30,500	18,19,122	9,58,880	12,25,545	11,78,397
Austria	—	—	—	—	—	77,859	16,612	575	3,798	89
Maskat Territory and Trucial Oman . . .	—	—	—	—	—	31,757	41,486	24,414	21,079	15,739
Siam	—	—	—	—		320	5,903	210	112	67
China (*exclusive* of Hongkong and Macao) . . .	—	—	—	—	—	9,078	8,976	11,655	15,408	14,943
Japan	—	—	—	—	—	26,677	33,169	48,151	1,88,482	2,21,721
Egypt	—	—	—	—	—	54,013	80,314	68,322	15,718	1,04,448
Portuguese East Africa .	—	—	—	—	—	4,856	341	7,923	9,105	3,014
United States of America—										
Vid Atlantic Coast . .	—	—	—	—	—	1,184	27,936	1,14,124	1,47,620	67,857
„ Pacific „ . .	—	—	—	—	—	55,018	2,47,16	3,80,886	2,2[illegible],351	2,25,846
Other Foreign Countries .	—	—	—	—	—	7,547	3,826	3,760	1,386	3,284
TOTAL FOREIGN COUNTRIES.	—	—	—	—	—	17,13,576	18,15,284	16,50,708	18,76,588	18,46,570

No. 10—*continued*

ARTICLES, AND COUNTRIES OF CONSIGNMENT; ALSO SHARE OF EACH PROVINCE	Quantity					Value				
	1929-30	1930-31	1931-32	1932-33	1933-34	1929-30	1930-31	1931-32	1932-33	1933-34
Fruits and Vegetables—*continued*										
***Fresh Fruits and Vegetables*—concluded**						R	R	R	R	R
***Total value of Fresh Fruits and Vegetables*—continued**										
Share of Bengal	—	—	—	—	—	*1,32,287*	*2,89,596*	*3,62,556*	*3,47,544*	*3,03,478*
,, *Bombay*	—	—	—	—	—	*15,22,361*	*11,45,202*	*9,25,758*	*12,87,385*	*10,24,782*
,, *Sind*	—	—	—	—	—	*3,93,369*	*4,02,405*	*2,89,308*	*3,35,546*	*4,33,214*
,, *Madras*	—	—	—	—	—	*2,55,891*	*1,60,027*	*2,27,590*	*3,82,755*	*1,86,724*
,, *Burma*	—	—	—	—	—	*10,55,710*	*10,69,431*	*8,58,030*	*8,64,313*	*8,72,686*
TOTAL	—	—	—	—	—	33,50,618	30,66,661	26,63,242	32,17,543	28,25,884
***Fruits and Vegetables; dried, salted, or preserved, not being canned or bottled*—**	Tons	Tons	Tons	Tons	Tons					
Almonds (I. B)—										
United Kingdom (*including* Channel Islands)	18	9	7	5	5	43,374	19,714	18,936	12,687	13,860
Cyprus	..	..	..	..	43	..	..	..	..	14,675
Aden and Dependencies	11	7	13	3	15	12,964	7,121	11,859	3,014	16,987
Other British Possessions	1	..	2	2	1	3,660	3,182	3,642	3,947	2,117
TOTAL BRITISH EMPIRE	30	16	22	10	64	59,998	30,017	34,437	19,648	47,639
U. S. S. R.—										
Southern	120	9	..	..	..	1,79,088	14,220	..	..	..
Belgium	..	..	10	..	..	29	..	5,670	..	..
France	317	193	468	276	163	2,50,632	1,17,837	2,45,426	1,54,102	1,02,692
Portugal (*including* Azores and Madeira)	7	..	..	..	..	6,130	..	..	..	..
Spain	162	310	725	632	382	1,33,252	2,07,824	3,77,049	3,35,302	1,95,016
Italy (*including* Fiume)	3,367	2,576	839	879	1,591	23,24,006	14,50,821	5,13,850	5,38,552	8,42,362
Greece (*including* Crete)	321	59	87	339	240	2,13,534	42,750	15,410	1,96,160	1,36,679
Syria	..	..	100	..	..	..	..	52,528	..	..
Maskat Territory and Trucial Oman	..	1	6	..	..	4	421	7,861	5	182
Iraq	124	299	22	14	12	2,10,611	4,71,295	29,763	12,776	4,514
Persia	1,020	823	908	7 7	757	11,75,469	8,80,350	8,33,281	5,53,357	8,84,359
Egypt	..	..	66	10	12	..	17	32,791	5,580	5,450
Other Foreign Countries	6	..	10	1	10	5,061	44	3,365	1,701	3,495
TOTAL FOREIGN COUNTRIES	5,444	4,275	3,181	2,878	3,167	44,97,836	31,84,479	21,16,969	17,97,533	16,74,749
Share of Bengal	*303*	*392*	*331*	*306*	*324*	*2,69,749*	*2,47,320*	*1,83,345*	*1,69,418*	*1,38,321*
,, *Bombay*	*5,032*	*3,816*	*2,436*	*2,559*	*2,978*	*41,51,034*	*28,93,925*	*19,28,662*	*16,26,868*	*16,56,223*
,, *Sind*	*132*	*74*	*28*	*17*	*19*	*1,04,955*	*51,662*	*18,953*	*5,263*	*4,440*
,, *Madras*	*11*	*9*	*7*	*6*	*9*	*28,145*	*18,268*	*17,301*	*12,970*	*18,953*
,, *Burma*	*1*	..	*1*	..	*1*	*3,951*	*3,331*	*3,165*	*2,662*	*3,446*
TOTAL	5,474	4,291	3,203	2,888	3,231	45,57,834	32,14,496	21,51,426	18,17,181	17,22,388
Currants and raisins (I. B)—	Tons	Tons	Tons	Tons	Tons					
United Kingdom (*including* Channel Islands)	11	7	10	7	15	13,016	9,428	11,275	9,230	12,095
Cyprus	..	..	..	..	78	..	..	..	..	13,861
Straits Settlements	15	15	2	..	..	8,563	8,987	1,191	27	45
Commonwealth of Australia	8	16	28	18	34	6,654	9,014	15,671	12,658	17,323
Other British Possessions	6	2	1	1	5	1,719	1,577	1,687	21,232	1,523
TOTAL BRITISH EMPIRE	40	40	41	26	132	29,952	28,606	29,824	23,147	44,867

No. 10—*continued*

ARTICLES, AND COUNTRIES OF CONSIGNMENT; ALSO SHARE OF EACH PROVINCE	Quantity					Value				
	1929-30	1930-31	1931-32	1932-33	1933-34	1929-30	1930-31	1931-32	1932-33	1933-34
Fruits and Vegetables—*continued*						R	R	R	R	R
Fruits and Vegetables; dried, salted, or preserved, not being canned or bottled —continued										
Currants and raisins (I. B)—*continued*	Tons	Tons	Tons	Tons	Tons					
Greece (*including* Crete)	60	50	36	32	25	32,746	24,962	20,618	15,782	18,606
Iraq	4	27	22	2	87	915	11,111	2,868	550	21,096
Persia	772	994	999	516	638	2,00,218	2,32,922	2,19,062	1,03,575	91,386
United States of America—*Vid* Atlantic Coast	..	..	..	1	9	63	192	345	1,134	1,890
,, Pacific ,,	..	5	10	4	3	703	2,579	3,239	3,468	2,642
Other Foreign Countries	18	22	9	22	21	10,644	11,367	6,391	8,699	10,825
TOTAL FOREIGN COUNTRIES	854	1,098	1,076	577	783	2,45,293	2,80,133	2,57,223	1,33,228	1,41,045
Share of Bengal	*23*	*25*	*15*	*26*	*25*	*16,757*	*13,895*	*9,279*	*14,083*	*12,939*
,, *Bombay*	*828*	*992*	*1,025*	*540*	*851*	*2,31,243*	*2,58,265*	*2,45,533*	*1,71,525*	*1,81,040*
,, *Sind*	*9*	*54*	*50*	*24*	*21*	*4,773*	*20,032*	*9,166*	*5,574*	*6,334*
,, *Madras*	*11*	*13*	*12*	*13*	*12*	*10,439*	*7,945*	*10,348*	*10,149*	*7,488*
,, *Burma*	*23*	*24*	*15*	*1*	*6*	*14,033*	*16,612*	*13,127*	*4,440*	*5,591*
TOTAL	894	1,138	1,117	603	915	2,75,245	3,08,759	2,87,047	1,56,375	1,85,412
Dates (I. B)—	Tons	Tons	Tons	Tons	Tons					
United Kingdom (*including* Channel Islands)	58	..	7	..	1	10,885	39	1,414	817	324
Bahrein Islands	1,359	756	1,030	1,680	1,024	2,78,562	1,36,022	1,58,533	2,39,099	1,01,140
Ceylon (*excluding* Maldives)	7	45	18	1	51	1,665	5,409	2,876	235	6,496
Hongkong	35	5	3	13	12	16,666	2,884	737	2,422	2,086
Other British Possessions	10	17	16	16	29	2,988	2,954	2,545	2,158	2,671
TOTAL BRITISH EMPIRE	1,463	823	1,074	1,710	1,117	3,05,266	1,47,248	1,66,105	2,44,731	1,13,717
Turkey, Asiatic	87	14	11	37	1,278	13,846	1,480	1,758	3,041	77,602
Maskat Territory and Trucial Oman	7,811	6,068	8,311	7,128	7,909	18,45,527	14,08,790	16,39,771	14,96,856	10,91,902
Other Native States in Arabia	488	182	170	43	1,189	88,171	31,627	30,600	7,926	1,30,284
Iraq	42,660	45,221	41,451	37,345	25,715	57,86,843	44,79,475	40,13,817	32,59,559	20,21,037
Persia	3,488	3,204	3,485	1,821	1,919	6,35,936	4,22,662	4,93,942	3,27,387	1,55,025
Java	9	..	55	..	..	2,455	..	8,196	..	..
United States of America—*Vid* Atlantic Coast	24	..	..	..	5	5,422	..	..	..	1,218
Other Foreign Countries	37	38	30	41	13	7,956	5,454	4,628	6,923	2,178
TOTAL FOREIGN COUNTRIES	54,664	54,722	53,513	46,425	37,926	83,85,556	63,49,188	61,91,406	48,02,232	34,81,940
Share of Bengal	*725*	*670*	*[illegible]*	*678*	*516*	*1,[illegible]*	*1,47,899*	*1,14,[illegible]*	*1,07,535*	*84,665*
,, *Bombay*	*33,472*	*34,065*	*31,9[illegible]*	*26,658*	*22,043*	*49,43,026*	*48,67,796*	*44,99,760*	*33,28,932*	*24,41,[illegible]*
,, *Sind*	*18,748*	*18,130*	*1[illegible],069*	*17,907*	*14,561*	*22,13,948*	*15,44,880*	*14,89,723*	*12,35,198*	*9,19,960*
,, *Madras*	*2,681*	*2,635*	*2,807*	*2,[illegible]6*	*1,910*	*3,26,887*	*2,29,787*	*2,32,471*	*2,20,735*	*1,40,240*
,, *Burma*	*37*	*65*	*3*	*44*	*15*	*18,190*	*[illegible],678*	*1,023*	*6,161*	*2,186*
TOTAL	56,[illegible]67	57,545	54,587	48,135	39,045	86,90,822	64,96,736	63,57,911	50,47,963	35,95,657

No. 10—*continued*

ARTICLES, AND COUNTRIES OF CONSIGNMENT; ALSO SHARE OF EACH PROVINCE	QUANTITY					VALUE				
	1929-30	1930-31	1931-32	1932-33	1933-34	1929-30	1930-31	1931-32	1932-33	1933-34
						R	R	R	R	R
Fruits and Vegetables—*continued*										
***Fruits and Vegetables; dried, salted, or preserved, not being canned or bottled*—continued**										
Other sorts (I. B)—	Tons	Tons	Tons	Tons	Tons					
United Kingdom (*including* Channel Islands)	33	16	39	15	18	44,494	25,114	34,885	17,070	20,444
Ceylon (*excluding* Maldives)	91	147	148	49	23	13,295	17,645	23,964	8,425	4,635
Straits Settlements	519	527	497	1,242	801	1,18,564	1,04,652	1,03,892	1,88,508	1,36,418
Hongkong	324	468	352	403	334	1,95,032	3,20,487	1,48,127	1,47,229	1,32,337
Zanzibar and Pemba	86	..	..	1	..	7,455	210	..	117	8
Kenya Colony	258	273	433	353	102	25,000	26,182	46,561	24,385	7,576
Commonwealth of Australia	37	20	13	8	13	10,278	11,004	9,288	7,049	11,602
Other British Possessions	..	1	12	..	49	570	1,375	3,018	18,457	3,236
TOTAL BRITISH EMPIRE	1,848	1,452	1,494	2,071	1,340	4,14,688	5,06,669	3,69,735	4,11,237	3,16,356
Netherlands	..	76	..	..	..	..	7,269	..	1	73
France	12	5	1	6	8	15,832	8,085	3,062	6,022	13,536
Italy (*including* Fiume)	172	176	893	792	57	68,065	56,946	1,64,267	1,51,280	18,865
Greece (*including* Crete)	264	289	251	673	305	1,05,532	1,09,738	98,987	2,09,454	1,09,365
Maskat Territory and Trucial Oman	18	15	18	12	15	7,688	5,506	6,377	3,534	3,702
Iraq	1	11	2	27	1	1,802	10,332	2,963	2,690	443
Persia	187	286	182	115	41	1,49,560	3,15,525	1,37,583	66,238	24,804
China (*exclusive* of Hongkong and Macão)	83	215	61	74	84	33,579	32,087	16,374	15,584	10,681
Japan	1	8	6	4	63	3,156	7,055	2,862	896	5,201
Egypt	10	10	160	73	32	4,621	3,441	42,017	14,610	11,843
Portuguese East Africa	5,781	5,801	8,467	5,132	12,138	5,57,807	6,39,943	10,88,801	5,20,746	11,55,440
United States of America—Vid Atlantic Coast	2	20	8	7	1	3,582	13,991	7,035	6,053	988
„ Pacific „	34	57	41	4	2	33,256	58,015	39,664	3,354	2,006
Other Foreign Countries	3	4	10	13	1	4,171	2,491	7,315	5,817	2,149
TOTAL FOREIGN COUNTRIES	6,518	6,973	10,100	6,932	12,748	9,88,651	12,65,484	16,18,212	10,06,279	13,67,986
Share of Bengal	*38*	*43*	*25*	*43*	*91*	*37,766*	*50,124*	*24,353*	*25,411*	*32,550*
„ *Bombay*	*6,678*	*6,834*	*9,363*	*4,829*	*5,240*	*9,14,263*	*11,06,394*	*15,21,492*	*7,70,217*	*6,32,628*
„ *Sind*	*69*	*95*	*103*	*116*	*43*	*43,845*	*62,585*	*37,757*	*21,876*	*8,955*
„ *Madras*	*315*	*729*	*737*	*2,338*	*7,597*	*48,768*	*1,18,825*	*1,13,606*	*2,56,823*	*7,53,874*
„ *Burma*	*766*	*719*	*863*	*1,672*	*1,117*	*3,58,697*	*4,34,225*	*2,60,239*	*3,43,184*	*2,76,275*
TOTAL	7,866	8,425	11,594	9,003	14,088	14,03,339	17,72,153	19,87,947	14,17,518	16,84,342
***Total Fruits and Vegetables; dried, salted, or preserved, not being canned or bottled*—**										
	Tons	Tons	Tons	Tons	Tons					
United Kingdom (*including* Channel Islands)	114	32	63	27	39	1,11,269	54,295	66,510	39,804	46723
Cyprus	..	..	..	..	121	..	..	..	..	28,036
Aden and Dependencies	11	8	26	11	41	13,069	7,241	14,894	4,220	18,987
Bahrein Islands	1,359	756	1,080	1,680	1,024	2,73,628	1,36,042	1,58,568	2,39,104	1,01,141
Ceylon (*excluding* Maldives)	101	194	166	50	74	16,527	23,325	26,933	8,673	11,149
Straits Settlements	539	542	503	1,252	804	1,29,816	1,18,738	1,06,452	1,91,904	1,37,167
Hongkong	360	473	357	416	347	2,14,679	3,27,614	1,53,203	1,52,477	1,36,010
Zanzibar and Pemba	86	14	10	1	..	7,455	2,210	1,370	117	8
Kenya Colony	258	273	433	353	102	25,000	26,182	46,566	42,404	7,576

No. 10—*continued*

ARTICLES, AND COUNTRIES OF CONSIGNMENT; ALSO SHARE OF EACH PROVINCE	QUANTITY					VALUE				
	1929-30	1930-31	1931-32	1932-33	1933-34	1929-30	1930-31	1931-32	1932-33	1933-34
						R	R	R	R	R
Fruits and Vegetables—*continued*										
Total Fruits and Vegetables: dried, salted, or preserved, not being canned or bottled —continued	Tons	Tons	Tons	Tons	Tons					
Commonwealth of Australia	45	36	41	26	47	16,932	20,018	24,961	10,901	28,029
Other British Possessions	5	3	2	1	54	1,529	1,875	644	1,039	4 333
TOTAL BRITISH EMPIRE	2,878	2,331	2,631	3,817	2,653	8,09,904	7,12,540	6,00,101	6,91,763	5,22,079
U. S. S. R.—										
Southern	120	9	..	..	..	1,70,088	14,220	..	15	2
Netherlands	..	76	..	..	..	..	7,260	..	1	73
Belgium	1	..	10	10	..	790	8	5,685	2,146	184
France	340	200	470	282	172	2,68,861	1,26,678	2,48,934	1,60,128	1,17,188
Spain	162	311	728	639	382	1,34,642	2,08,411	3,80,421	3,30,414	1,95,875
Portugal (*including* Azores and Madeira)	7	..	..	..	..	6,180	..	..	..	..
Italy (*including* Fiume)	3,549	2,797	1,758	1,688	1,652	23,95,836	15,14,864	6,83,366	6,93 524	8,63,148
Austria	2	..	12	20	9	1,014	69	3,878	5,390	4,595
Greece (*including* Crete)	645	398	324	1,044	570	3,51,812	1,74,450	1,35,015	4,21,396	2,58,656
Turkey, Asiatic	93	23	12	37	1,870	16,178	5,746	2,751	3,641	79,063
Syria	..	..	100	..	..	..	..	52,523	..	..
Maskat Territory and Trucial Oman	7,829	6,070	8,835	7,150	7,924	18,53,219	14,14,777	16,54,009	17,00,404	10,05,786
Other Native States in Arabia	468	182	171	43	1,189	88,196	31,629	31,801	7,931	1,30,284
Iraq	42,789	45,558	41,497	37,388	25,815	60,00,171	49,72,213	40,48,816	32,75,575	20,40,090
Persia	5,417	5,312	5,574	3,179	3,255	21,61,188	18,51,459	16,62,868	9,50,557	6,55,984
Java	9	1	55	4	..	2,594	236	8,415	761	40
China (*exclusive* of Hongkong and Macão)	92	221	65	77	90	39,170	37,555	18,729	18,510	22,149
Japan	1	8	6	5	70	3,452	7,056	2,883	995	5,791
Egypt	12	10	228	84	51	5,706	3,458	77,309	20,903	19,374
Portuguese East Africa	5,781	5,801	8,467	5,132	12,138	5,57,812	6,39,943	10,88,801	5,20,746	11,55,440
United States of America—Pld Atlantic Coast	26	20	8	8	15	9,084	14,197	7,280	7,187	4,096
„ Pacific „	34	62	51	8	5	33,904	55,594	47,903	6,948	4,815
Other Foreign Countries	21	..	5	14	10	8,437	212	2,748	3,105	3,483
TOTAL FOREIGN COUNTRIES	67,420	67,008	67,870	56,812	54,626	1,41,17,836	1,10,79,584	1,01,83,830	77,39,272	66,65,720
Share of Bengal	*1,096*	*1,135*	*1,377*	*1,058*	*856*	*5,11,043*	*4,59,238*	*3,52,011*	*3,17,947*	*3,61,425*
„ *Bombay*	*46,011*	*45,707*	*45,629*	*34,616*	*31,112*	*1,12,39,666*	*88,18,379*	*81,96,647*	*54,46,646*	*47,37,422*
„ *Sind*	*18,948*	*18,383*	*19,250*	*14,064*	*11,644*	*23,67,521*	*16,78,849*	*15,55,699*	*11,17,911*	*9 59,719*
„ *Madras*	*3,421*	*3,386*	*3,363*	*5,172*	*9,528*	*6,14,239*	*5,74,768*	*4,03,720*	*5,00,618*	*9,50,666*
„ *Burma*	*824*	*788*	*882*	*1,719*	*1,139*	*3,94,871*	*4,60,893*	*2,77,164*	*3,56,749*	*2,87,568*
TOTAL	70,298	69,399	70,501	60,629	57,279	1,49,27,340	1,17,92,124	1,07,83,931	84,39,030	71,87,799
Total value of Fruits and Vegetables										
United Kingdom (*including* Channel Islands)	—	—	—	—	—	2,62,958	1,33,956	1,18,581	75,623	85,241
Cyprus	—	—	—	—	—	..	..	..	..	29,982
Palestine	—	—	—	—	—	13,708	24,268	24,106	34,897	18,069
Aden and Dependencies	—	—	—	—	—	13,174	7,247	14,929	4,225	15,996
Bahrein Islands	—	—	—	—	—	2,75,497	1,36,064	1,56,658	2,39,167	1,01,191
Maldives	—	—	—	—	—	64,419	68,712	41,8 0	32,200	51,673
Ceylon (*excluding* Maldives)	—	—	—	—	—	2,19,718	1,84,406	2,31,494	3,75,3.0	1,70,950
Straits Settlements	—	—	—	—	—	10,13,385	9,14,365	6,46,271	8,62,91	7,50,62
Hongkong	—	—	—	—	—	2,21,7 0	3,37,527	1,6 878	1,57,7	1,47,05
Union of South Africa	—	—	—	—	—	38,175	31,5 4	28,478	2 ,948	40,266
Zanzibar and Pemba	—	—	—	—	—	7,745	2,8 8	2,271	180	952
Kenya Colony	—	—	—	—	—	2,89,2 1	90,976	1,22,823	1,5 ,0	45,047

No. 10—*continued*

ARTICLES, AND COUNTRIES OF CONSIGNMENT; ALSO SHARE OF EACH PROVINCE	Quantity					Value				
	1929-30	1930-31	1931-32	1932-33	1933-34	1929-30	1930-31	1931-32	1932-33	1933-34
Fruits and Vegetables—*concluded*						R	R	R	R	R
***Total value of Fruits and Vegetables*—continued**										
Commonwealth of Australia	—	—	—	—	—	33,105	31,182	46,111	61,206	80,577
Other British Possessions	—	—	—	—	—	4,320	477	1,285	7,950	6,016
TOTAL BRITISH EMPIRE	—	—	—	—	—	24,55,046	19,63,967	16,12,635	20,40,418	15,02,393
U. S. S. R.—										
Southern	—	—	—	—	—	1,79,088	14,220	..	30	2
Netherlands	—	—	—	—	—	8,128	7,269	5	1	73
Belgium	—	—	—	—	—	790	20	5,085	2,146	184
France	—	—	—	—	—	2,73,849	1,49,204	2,03,164	1,79,777	1,29,640
Spain	—	—	—	—	—	1,44,421	2,15,774	3,87,979	3,40,049	1,96,813
Portugal (*including* Azores and Madeira)	—	—	—	—	—	6,180	..	..	..	..
Italy (*including* Fiume)	—	—	—	—	—	38,26,336	28,33,480	12,42,246	19,19,069	20,36,540
Austria	—	—	—	—	—	78,878	16,681	4,453	9,188	4,654
Greece (*including* Crete)	—	—	—	—	—	3,51,822	1,74,460	1,35,015	4,21,396	2,58,955
Turkey, Asiatic	—	—	—	—	—	16,173	5,746	2,751	3,641	79,063
Syria	—	—	—	—	—	..	..	52,523	..	805
Muskat Territory and Trucial Oman	—	—	—	—	—	18,84,976	14,56,262	16,68,423	13,21,483	11,11,525
Other Native States in Arabia	—	—	—	—	—	88,236	31,638	31,508	7,980	1,30,837
Iraq	—	—	—	—	—	60,03,992	49,73,794	40,49,846	32,76,233	20,50,586
Persia	—	—	—	—	—	21,61,183	18,51,472	16,85,490	9,50,649	6,56,270
Java	—	—	—	—	—	3,089	480	8,411	783	40
Siam	—	—	—	—	—	320	5,928	227	117	83
China (*exclusive* of Hongkong and Macão)	—	—	—	—	—	48,248	46,531	30,384	33,918	37,092
Japan	—	—	—	—	—	30,129	40,225	51,084	1,89,477	2,29,512
Egypt	—	—	—	—	—	59,721	88,772	1,45,631	36,021	1,23,822
Portuguese East Africa	—	—	—	—	—	5,62,608	6,40,784	10,96,724	5,29,851	11,58,464
United States of America—*Vid* Atlantic Coast	—	—	—	—	—	10,268	42,131	1,21,504	1,54,807	71,953
„ Pacific „	—	—	—	—	—	88,982	3,02,757	4,28,769	2,35,294	2,30,881
Other Foreign Countries	—	—	—	—	—	8,490	2,234	2,746	3,641	4,006
TOTAL FOREIGN COUNTRIES	—	—	—	—	—	1,58,30,912	1,28,94,818	1,18,34,538	96,16,160	85,11,290
Ports of Bengal	—	—	—	—	—	*6,43,330*	*7,48,834*	*7,14,567*	*6,61,591*	*5,55,903*
„ *Bombay*	—	—	—	—	—	*1,27,61,927*	*99,63,581*	*91,21,205*	*71,34,031*	*57,62,204*
„ *Sind*	—	—	—	—	—	*27,60,890*	*20,81,254*	*18,44,907*	*17,53,457*	*13,97,933*
„ *Madras*	—	—	—	—	—	*6,70,130*	*5,34,792*	*6,31,310*	*8,83,437*	*11,37,389*
„ *Burma*	—	—	—	—	—	*14,50,581*	*15,30,324*	*11,35,184*	*12,21,063*	*11,60,254*
TOTAL	—	—	—	—	—	1,82,86,858	1,46,58,785	1,34,47,173	1,16,56,578	1,00,13,683
Furniture and Cabinetware—										
Bedsteads (*III. G*)—										
United Kingdom (*including* Channel Islands)	—	—	—	—	—	3,79,555	2,94,361	1,94,531	1,74,474	1,59,629
Ceylon (*excluding* Maldives)	—	—	—	—	—	4,603	5,021	2,729	2,834	1,992
Straits Settlements	—	—	—	—	—	5,588	6,771	7,366	12,607	17,272
Other British Possessions	—	—	—	—	—	1 666	544	580	1,649	261
TOTAL BRITISH EMPIRE	—	—	—	—	—	3,91,502	3,06,697	2,05,206	1,91,564	1,79,154

No. 10—*continued*

ARTICLES, AND COUNTRIES OF CONSIGNMENT; ALSO SHARE OF EACH PROVINCE	QUANTITY					VALUE				
	1929-'0	1930-31	1931-32	1932-33	1933-34	1929-30	1930-31	1931-32	1932-33	1933-34
						R	R	R	R	R
Furniture and Cabinetware— *continued*										
Bedsteads (III. G)—*continued*										
Czechoslovakia	—	—	—	—	—	5,046	2,741	2,122	6,103	2,237
United States of America—										
Vid Atlantic Coast	—	—	—	—	—	1,54,782	68,249	45,180	30,610	21,615
„ Pacific „	—	—	—	—	—	..	..	..	231	35
Other Foreign Countries	—	—	—	—	—	11,673	6,370	8,059	5,941	8,940
TOTAL FOREIGN COUNTRIES	—	—	—	—	—	1,71,501	77,360	56,261	42,925	32,827
Share of Bengal	—	—	—	—	—	*90,989*	*77,752*	*53,358*	*42,323*	*25,390*
„ *Bombay*	—	—	—	—	—	*3,06,422*	*96,305*	*1,08,351*	*88,987*	*83,064*
„ *Sind*	—	—	—	—	—	*65,677*	*39,823*	*41,138*	*26,861*	*18,339*
„ *Madras*	—	—	—	—	—	*1,24,680*	*85,101*	*52,396*	*45,644*	*39,618*
„ *Burma*	—	—	—	—	—	*95,235*	*85,076*	*51,824*	*37,574*	*44,670*
TOTAL	—	—	—	—	—	5,83,003	3,84,057	2,61,467	2,34,489	2,11,081
Furniture of wood (other than bedsteads) (III. G)—										
United Kingdom (*including* Channel Islands)	—	—	—	—	—	3,57,282	3,07,243	1,93,845	1,67,260	1,15,631
Ceylon (*excluding* Maldives)	—	—	—	—	—	21,367	24,968	12,284	11,013	11,478
Straits Settlements	—	—	—	—	—	12,176	11,177	10,646	8,681	8,445
Hongkong	—	—	—	—	—	6,153	4,880	1,373	3,087	2,575
Canada—										
Vid Atlantic Coast	—	—	—	—	—	..	449	6,468	..	20
Commonwealth of Australia	—	—	—	—	—	2	34	18,626	278	215
Other British Possessions	—	—	—	—	—	1,025	4,180	1,768	1,239	617
TOTAL BRITISH EMPIRE	—	—	—	—	—	3,98,005	4,11,981	2,40,010	1,91,557	1,35,968
Esthonia	—	—	—	—	—	29,694	16,184	25,031	24,242	5,882
Poland (*including* Dantzig)	—	—	—	—	—	13,958	21,200	28,299	22,483	32,533
Germany	—	—	—	—	—	32,319	33,190	70,899	18,764	6,943
Belgium	—	—	—	—	—	1,292	1,254	1,510	7,784	462
France	—	—	—	—	—	1,61,835	87,541	21,440	1,40,240	847
Italy (*including* Fiume)	—	—	—	—	—	21,287	31,609	11,076	8,252	1,075
Austria	—	—	—	—	—	16,054	14,799	30,626	11,785	10,588
Hungary	—	—	—	—	—	..	13,398	1,448	306	..
Czechoslovakia	—	—	—	—	—	9[illegible],966	52,904	38,324	24,312	14,412
Jugo-Slavia (Kingdom of the Serbs, (Croats and Slovenes)	—	—	—	—	—	8,611	9,132	6,368	1,902	..
Japan	—	—	—	—	—	30,564	24,073	16,694	29,999	20,991
United States of America—										
Vid Atlantic Coast	—	—	—	—	—	54,230	46,125	40,459	9,900	11,846
„ Pacific „	—	—	—	—	—	906	92	131	62	10,287
Other Foreign Countries	—	—	—	—	—	8,619	11,302	11,392	2,861	11,618
TOTAL FOREIGN COUNTRIES	—	—	—	—	—	4,81,269	3,62,714	3,04,896	3,02,893	1,27,169
Share of Bengal	—	—	—	—	—	*1,32,383*	*1,57,830*	*98,895*	*84,192*	*99,150*
„ *Bombay*	—	—	—	—	—	*5,70,265*	*3,80,738*	*3,12,918*	*2,62,624*	*93,403*
„ *Sind*	—	—	—	—	—	*41,240*	*62,824*	*66,686*	*15,447*	*23,808*
„ *Madras*	—	—	—	—	—	*83,615*	*1,36,944*	*42,696*	*49,933*	*38,151*
„ *Burma*	—	—	—	—	—	*51,718*	*36,358*	*27,713*	*13,154*	*9,926*
TOTAL	—	—	—	—	—	9,79,294	7,74,6[illegible]5	5,44,906	4,94,150	2,63,434

No. 10—*continued*

ARTICLES, AND COUNTRIES OF CONSIGNMENT; ALSO SHARE OF EACH PROVINCE	QUANTITY					VALUE				
	1929-30	1930-31	1931-32	1932-33	1933-34	1929-30	1930-31	1931-32	1932-33	1933-34
						R	R	R	R	R
Furniture and Cabinetware—*continued*										
Furniture of other materials (other than ***bedsteads***) (***III, G***)—										
United Kingdom (*including* Channel Islands)	—	—	—	—	—	6,52,284	5,06,436	4,26,300	2,78,125	5,80,862
Ceylon (*excluding* Maldives)	—	—	—	—	—	15,842	20,453	18,412	11,497	6,107
Straits Settlements	—	—	—	—	—	18,859	26,539	36,193	23,195	8,829
Hongkong	—	—	—	—	—	2,097	740	5,716	685	739
Commonwealth of Australia	—	—	—	—	—	500	109	11,180	4,897	3,607
Other British Possessions	—	—	—	—	—	1,625	5,963	1,057	1,911	4,589
TOTAL BRITISH EMPIRE	—	—	—	—	—	6,90,707	5,60,240	4,99,248	3,20,310	6,13,733
Esthonia	—	—	—	—	—	..	..	..	..	5,270
Germany	—	—	—	—	—	80,857	26,214	31,704	42,577	48,059
Belgium	—	—	—	—	—	15,401	7,150	6,084	48,467	1,274
France	—	—	—	—	—	28,194	75,074	64,968	37,413	40,378
Italy (*including* Fiume)	—	—	—	—	—	6,996	41,711	2,424	2,260	5,861
Czechoslovakia	—	—	—	—	—	5,285	1,806	10,681	7,762	9,570
China (*exclusive* of Hongkong and Macão)	—	—	—	—	—	6,357	2,048	1,269	3,604	2,210
Japan	—	—	—	—	—	3,57,246	1,60,084	39,324	73,005	84,881
United States of America—										
Vid Atlantic Coast	—	—	—	—	—	3,55,558	1,62,317	1,07,434	28,713	30,099
„ Pacific „	—	—	—	—	—	719	501	191	1,524	159
Other Foreign Countries	—	—	—	—	—	3,845	11,013	3,109	7,242	7,969
TOTAL FOREIGN COUNTRIES	—	—	—	—	—	8,60,408	4,88,018	2,67,188	2,52,567	2,85,730
Share of Bengal	—	—	—	—	—	*5,90,721*	*3,37,122*	*1,66,327*	*1,19,509*	*1,01,833*
„ *Bombay*	—	—	—	—	—	*4,65,778*	*5,26,496*	*3,68,799*	*2,22,083*	*3,13,167*
„ *Sind*	—	—	—	—	—	*59,102*	*68,791*	*49,872*	*34,062*	*2,85,186*
„ *Madras*	—	—	—	—	—	*2,37,952*	*2,13,263*	*90,827*	*1,41,652*	*96,375*
„ *Burma*	—	—	—	—	—	*1,97,662*	*1,12,586*	*90,611*	*55,561*	*47,198*
TOTAL	—	—	—	—	—	15,51,115	10,48,258	7,66,436	5,72,877	8,49,463
Mouldings (***III. G***)—										
United Kingdom (*including* Channel Islands)	—	—	—	—	—	11,267	7,376	23,943	6,525	18,735
Other British Possessions	—	—	—	—	—	1,681	3,636	2,152	1,079	202
TOTAL BRITISH EMPIRE	—	—	—	—	—	12,948	11,012	26,095	7,604	18,937
Finland	—	—	—	—	—	..	10,326	1,208	10,063	27,344
Norway	—	—	—	—	—	11,613	20,002	20,750	65,250	50,968
Poland (*including* Dantzig)	—	—	—	—	—	35,871	46,744	21,542	5,027	26,076
Germany	—	—	—	—	—	5,22,904	3,25,574	1,94,616	2,75,561	1,11,622
Belgium	—	—	—	—	—	..	8,947	69,432	46,001	26,771
Italy (*including* Fiume)	—	—	—	—	—	1,01,066	1,10,545	84,576	44,430	87,806
Czechoslovakia	—	—	—	—	—	2,179	8,990	7,303	2,963	..
Japan	—	—	—	—	—	9,584	4,823	760	4,200	7,613
United States of America—										
Vid Atlantic Coast	—	—	—	—	—	15,924	5,345	2,072	..	..
„ Pacific „	—	—	—	—	—	..	351	2,378	..	..
Other Foreign Countries	—	—	—	—	—	75	4,064	769	1,827	5,396
TOTAL FOREIGN COUNTRIES	—	—	—	—	—	7,60,116	5,54,711	4,12,116	4,65,382	3,44,695

No. 10—*continued*

ARTICLES, AND COUNTRIES OF CONSIGNMENT; ALSO SHARE OF EACH PROVINCE	QUANTITY					VALUE				
	1929-30	1930-31	1931-32	1932-33	1933-34	1929-30	1930-31	1931-32	1932-33	1933-34
						R	R	R	R	R
Furniture and Cabinetware— *continued*										
***Mouldings (III. G)*—contd.**										
Share of Bengal	—	—	—	—	—	*1,19,863*	*56,813*	*51,328*	*28,982*	*41,554*
„ *Bombay*	—	—	—	—	—	*3,06,580*	*2,36,273*	*1,65,615*	*1,85,285*	*1,52,404*
„ *Sind*	—	—	—	—	—	*73,672*	*35,657*	*58,366*	*34,512*	*26,171*
„ *Madras*	—	—	—	—	—	*2,35,601*	*2,06,410*	*1,53,075*	*2,07,097*	*1,21,967*
„ *Burma*	—	—	—	—	—	*37,348*	*30,570*	*9,827*	*7,110*	*13,559*
TOTAL	—	—	—	—	—	7,73,064	5,65,723	4,38,211	4,62,986	3,63,635
Total value of Furniture and Cabinetware—										
United Kingdom (*including* Channel Islands)	—	—	—	—	—	14,00,388	11,75,416	8,38,709	6,26,384	8,83,847
Ceylon (*excluding* Maldives)	—	—	—	—	—	41,931	51,482	34,108	25,362	19,571
Straits Settlements	—	—	—	—	—	36,648	44,487	54,513	44,483	31,546
Hongkong	—	—	—	—	—	9,877	7,503	7,377	5,567	3,674
Canada— *Viâ* Atlantic Coast	—	—	—	—	—	1,603	5,385	6,975	586	..
Commonwealth of Australia	—	—	—	—	—	502	143	26,004	5,871	3,822
Other British Possessions	—	—	—	—	—	2,213	5,514	2,874	2,782	5,329
TOTAL BRITISH EMPIRE	—	—	—	—	—	14,93,162	12,89,930	9,70,560	7,11,035	9,47,789
Finland	—	—	—	—	—	..	12,833	5,098	10,068	20,377
Esthonia	—	—	—	—	—	29,694	18,454	25,377	24,242	11,152
Norway	—	—	—	—	—	11,683	20,002	27,200	65,250	52,454
Poland (*including* Dantzig)	—	—	—	—	—	50,534	69,238	50,628	28,773	62,130
Germany	—	—	—	—	—	6,40,085	3,85,218	2,99,638	3,38,106	1,69,544
Belgium	—	—	—	—	—	16,693	19,386	77,718	1,02,252	28,509
France	—	—	—	—	—	1,92,476	1,63,640	90,729	1,81,066	41,275
Italy (*including* Fiume)	—	—	—	—	—	1,93,638	1,93,437	98,980	54,947	94,093
Austria	—	—	—	—	—	21,026	20,946	31,737	11,912	12,826
Hungary	—	—	—	—	—	..	13,308	1,448	305	..
Czechoslovakia	—	—	—	—	—	1,11,428	65,941	58,430	40,240	26,228
Jugo-Slavia (Kingdom of the Serbs-Croats and Slovenes)	—	—	—	—	—	8,611	9,132	6,368	1,903	..
China (*exclusive* of Hongkong and Macao)	—	—	—	—	—	8,966	5,611	6,150	5,986	8,711
Japan	—	—	—	—	—	3,97,604	1,89,642	56,836	1,07,535	1,16,650
United States of America— *Viâ* Atlantic Coast	—	—	—	—	—	5,80,494	2,82,036	1,95,745	69,223	63,560
„ Pacific „	—	—	—	—	—	1,627	944	2,700	1,818	10,431
Other Foreign Countries	—	—	—	—	—	8,755	13,035	5,379	10,146	15,884
TOTAL FOREIGN COUNTRIES	—	—	—	—	—	22,73,314	14,82,803	10,40,161	10,53,767	7,40,724
Share of Bengal	—	—	—	—	—	*9,33,956*	*6,29,517*	*3,47,108*	*2,45,006*	*2,69,932*
„ *Bombay*	—	—	—	—	—	*15,49,046*	*10,39,813*	*9,49,683*	*8,52,079*	*6,47,738*
„ *Sind*	—	—	—	—	—	*2,19,691*	*1,97,095*	*2,15,660*	*1,10,882*	*3,33,400*
„ *Madras*	—	—	—	—	—	*6,81,921*	*6,41,715*	*3,38,494*	*4,43,436*	*2,96,111*
„ *Burma*	—	—	—	—	—	*3,81,863*	*2,61,590*	*1,59,975*	*1,13,199*	*1,21,[illegible]*
TOTAL	—	—	—		—	37,66,476	27,72,733	20,10,720	17,64,[illegible]	16,[illegible]

No. 10 · *continued*

ARTICLES, AND COUNTRIES OF CONSIGNMENT; ALSO SHARE OF EACH PROVINCE	Quantity					Value				
	1929-30	1930-31	1931-32	1932-33	1933-34	1929-30	1930-31	1931-32	1932-33	1933-34
						R	R	R	R	R
Gelatine (III. U)—	Cwts.	Cwts.	Cwts.	Cwts.	Cwts.					
United Kingdom (*including* Channel Islands)	265	325	222	182	204	35,249	38,631	32,832	25,170	27,133
Commonwealth of Australia	..	..	..	..	83	..	..	..	..	6,672
Other British Possessions	23	..	1	31	..	2,032	2	41	2,344	12
TOTAL BRITISH EMPIRE	288	325	223	213	287	37,281	38,633	32,873	27,514	33,817
Germany	94	175	49	79	27	6,982	12,347	5,081	7,445	1,052
Belgium	28	26	107	81	173	1,749	1,041	8,175	7,478	14,049
France	96	84	131	136	87	10,518	7,497	11,361	15,260	10,404
Switzerland	315	295	216	264	103	30,057	26,932	20,387	25,453	9,447
Italy (*including* Fiume)	21	40	18	57	17	2,092	3,373	1,796	7,480	1,642
Japan	79	262	224	79	..	5,594	15,873	11,276	1,768	..
Other Foreign Countries	19	19	16	10	20	2,332	2,067	2,109	1,108	1,797
TOTAL FOREIGN COUNTRIES	652	907	761	706	427	59,324	70,030	60,185	65,992	39,291
Share of Bengal	*178*	*351*	*171*	*180*	*126*	*14,246*	*23,698*	*13,994*	*11,196*	*10,121*
„ *Bombay*	*538*	*585*	*573*	*493*	*310*	*48,808*	*45,197*	*46,356*	*48,459*	*28,704*
„ *Sind*	*92*	*103*	*65*	*130*	*131*	*16,017*	*16,593*	*10,699*	*18,510*	*15,799*
„ *Madras*	*113*	*157*	*96*	*102*	*114*	*10,348*	*14,243*	*10,649*	*11,682*	*11,759*
„ *Burma*	*29*	*36*	*79*	*14*	*33*	*7,186*	*8,932*	*11,310*	*3,759*	*6,795*
TOTAL	940	1,232	984	919	714	96,605	1,08,663	93,008	93,506	78,108
Glass and Glassware—										
Bangles (III. H)—										
United Kingdom (*including* Channel Islands)	—	—	—	—	—	47	10,441	4,065	14	696
Hongkong	—	—	—	—	—	65,950	23,490	2,963	20,265	12,668
Other British Possessions	—	—	—	—	—	859	296	773	510	263
TOTAL BRITISH EMPIRE	—	—	—	—	—	66,856	34,227	7,801	20,789	13,627
Germany	—	—	—	—	—	1,66,850	64,244	82,006	80,480	43,912
France	—	—	—	—	—	7,607	..	..	..	..
Italy (*including* Fiume)	—	—	—	—	—	27,370	36,702	14,223	4,353	76
Austria	—	—	—	—	—	79,773	66,164	4,544	4,777	..
Czechoslovakia	—	—	—	—	—	55,75,205	27,24,716	17,29,397	16,34,686	12,69,796
Albania	—	—	—	—	—	..	5,543	..	..	..
China (*exclusive* of Hongkong and Macão)	—		—	—	—	1,03,952	74,154	1,05,467	57,998	47,471
Japan	—	—	—	—	—	24,94,896	19,83,615	15,07,662	22,33,214	13,38,554
Other Foreign Countries	—	—	—	—	—	..	1,031	..	2,236	1
TOTAL FOREIGN COUNTRIES	—	—	—	—	—	84,56,213	49,56,169	34,43,299	39,07,744	26,99,810
Share of Bengal	—	—	—	—	—	*20,86,575*	*11,32,705*	*6,82,936*	*6,79,981*	*4,01,176*
„ *Bombay*	—	—	—	—	—	*54,77,542*	*31,91,281*	*23,90,562*	*28,21,962*	*20,11,420*
„ *Sind*	—	—	—	—	—	*22,267*	*26,217*	*5,623*	*4,866*	*6,065*
„ *Madras*	—	—	—	—	—	*8,80,714*	*5,98,902*	*3,61,508*	*4,58,630*	*2,59,975*
„ *Burma*	—	—	—	—	—	*55,971*	*41,291*	*10,469*	*23,094*	*34,501*
TOTAL	—	—	—	—	—	85,23,069	49,90,396	34,51,100	39,88,533	27,13,437
Beads and false Pearls (III. H)—	Cwts.	Cwts.	Cwts.	Cwts.	Cwts.					
United Kingdom (*including* Channel Islands)	20	33	25	41	92	4,720	10,396	9,265	7,647	12,47
Other British Possessions	..	1	2	7	12	482	1,215	2,004	1,934	1,67
TOTAL BRITISH EMPIRE	20	34	27	48	104	5,202	11,611	11,269	9,581	14,15

No. 10—*continued*

ARTICLES, AND COUNTRIES OF CONSIGNMENT; ALSO SHARE OF EACH PROVINCE	Quantity					Value				
	1929-30	1930-31	1931-32	1932-33	1933-34	1929-30	1930-31	1931-32	1932-33	1933-34
Glass and Glassware—*continued*						R	R	R	R	
Beads and false Pearls (*III. H*)—continued										
Germany	Cwts. 1,669	Cwts. 944	Cwts. 436	Cwts. 629	Cwts. 4 0	1,75,127	1,16,729	57,510	75,995	74,814
France	625	46	38	36	16	77,887	63,353	23,622	26,999	8,977
Spain	8	11	41	2	80	13,965	15,104	45,497	3,854	23,889
Italy (*including* Fiume)	12,477	4,778	4,908	3,211	3,137	5,57,392	1,99,871	1,85,384	1,70,936	1,80,857
Austria	1,168	401	128	376	280	1,55,483	55,622	17,395	49,525	33,674
Czechoslovakia	7,256	4,047	1,960	2,326	3,331	11,35,254	6,00,918	2,63,299	3,50,181	4,06,577
Japan	14,014	8,745	7,928	16,057	14,175	9,33,029	5,06,023	3,37,460	5,45,206	5,16,533
Other Foreign Countries	75	16	3	16	6	8,267	2 548	1,971	3,263	1,326
TOTAL FOREIGN COUNTRIES	37,287	18,988	15,470	22,653	21,455	30,55,904	15,60,163	9,32,128	12,30,959	13,33,647
Share of Bengal	*15,827*	*7,950*	*7,356*	*10,473*	*12,856*	*12,63,934*	*6,28,107*	*3,64,199*	*4,79,441*	*5,35,549*
„ *Bombay*	*16,752*	*7,942*	*6,838*	*10,737*	*6,972*	*11,46,480*	*6,25,963*	*4,30,809*	*5,75,411*	*5,04,944*
„ *Sind*	*1,344*	*1,404*	*365*	*444*	*548*	*3,39,793*	*2,30,741*	*69,498*	*64,476*	*1,03,478*
„ *Madras*	*2,861*	*1,242*	*726*	*782*	*821*	*3,46,848*	*1,35,109*	*43,579*	*79,670*	*92,501*
„ *Burma*	*533*	*484*	*212*	*265*	*334*	*65,057*	*51,854*	*35,312*	*41,548*	*57,386*
TOTAL	37,307	19,022	15,497	22,701	21,559	30,61,106	15,71,774	9,43,397	12,40,540	13,47,804
Bottles and Phials—										
Soda water bottles (III. H)—	Gross	Gross	Gross	Gross	Gross					
United Kingdom (*including* Channel Islands)	29,858	18,203	16,128	15,803	9,611	7,15,397	4,44,830	3,83,087	3,38,358	2,06,502
Other British Possessions	4	39	72	467	220	95	959	2,031	6,503	3,618
TOTAL BRITISH EMPIRE	29,862	18,242	16,200	16,270	9,831	7,15,492	4,45,789	3,85,118	3,44,861	2,10,120
Sweden	636	946	2,108	333	100	16,336	21,440	35,504	7,014	2,000
Germany	27,711	17,450	17,347	10,657	6,033	7,28,612	4,68,947	4,50,116	2,50,050	1,63,070
Netherlands	1,456	50	50	..	770	28,148	785	666	..	16,973
Czechoslovakia	983	..	858	120	..	28,837	..	21,410	3,369	..
Japan	1,305	2,016	1,686	1,287	1,602	31,381	52,477	34,547	29,099	29,154
Other Foreign Countries	62	158	54	53	149	1,181	4,009	1,705	1,485	2,748
TOTAL FOREIGN COUNTRIES	32,243	20,020	22,103	12,450	8,654	8,29,495	5,47,658	5,44,128	2,91,916	2,13,945
Share of Bengal	*11,193*	*7,475*	*6,811*	*4,508*	*2,242*	*3,04,257*	*2,01,468*	*1,65,123*	*1,04,804*	*49,034*
„ *Bombay*	*18,596*	*9,686*	*13,924*	*10,178*	*7,633*	*4,37,024*	*2,42,328*	*3,61,653*	*2,35,136*	*1,77,401*
„ *Sind*	*10,627*	*10,016*	*9,389*	*4,144*	*4,671*	*2,81,577*	*2,64,515*	*2,21,665*	*86,239*	*1,01,111*
„ *Madras*	*11,913*	*8,367*	*5,100*	*7,724*	*2,428*	*3,20,390*	*2,13,619*	*1,22,831*	*1,68,817*	*63,469*
„ *Burma*	*9,877*	*3,418*	*3,079*	*2,166*	*1,511*	*2,01,839*	*71,617*	*67,974*	*41,781*	*23,029*
TOTAL	62,105	38,962	38,303	28,720	18,485	15,44,987	9,93,447	9,29,246	6,36,777	4,24,065
Others (III. H)—	Gross	Gross	Gross	Gross	Gross					
United Kingdom (*including* Channel Islands)	55,520	46,808	16,129	13,780	13,675	3,10,529	2,41,130	84,636	1,01,362	92,916
Ceylon (*excluding* Maldives)	2,336	2,263	1,837	1,824	2,472	14,333	15,792	9,536	8,401	10,200
Straits Settlements	12,440	8,233	6,912	14,223	12,123	58,338	40,198	36,147	46,589	45,183
Other British Possessions	1,184	1,686	470	490	1,807	4,027	4,576	1,552	2,238	3,217
TOTAL BRITISH EMPIRE	71,480	58,990	25,348	30,317	30,077	3,87,213	3,01,691	1,31,893	1,58,590	1,51,516
Sweden	7,941	8,980	1,953	6,968	14,479	1,01,898	1,12,171	23,909	74,914	1,77,681
Germany	64,875	60,458	61,155	59,296	49,948	4,90,669	3,89,621	4,80,950	3,73,799	3,27,317
Netherlands	1,645	856	86	56	230	25,399	14,509	1,560	837	2,976
Belgium	315	377	150	355	109	7,324	6,519	2,608	1,914	1,975
Czechoslovakia	40	175	1,014	686	1,229	906	4,460	8,537	10,875	12,421
China (*exclusive* of Hongkong and Macao)	4,803	2,877	267	43	160	35,281	16,715	1,247	229	767
Japan	488,290	442,652	329,814	681,953	670,151	13,41,225	11,39,092	8,14,939	11,64,528	9,97,182
United States of America—*Vid* Atlantic Coast	1,944	1,313	2,604	1,097	1,273	11,748	16,167	9,321	11,735	10,474
„ Pacific „	2	1	2	..	1	33	19	46	..	2
Other Foreign Countries	158	607	203	337	232	2,727	7,092	4,741	6,295	3,428
TOTAL FOREIGN COUNTRIES	569,413	518,296	397,248	780,781	737,820	20,17,240	16 99,364	13,47,992	16,45,026	15,34,124

No. 10—*continued*

ARTICLES, AND COUNTRIES OF CONSIGNMENT; ALSO SHARE OF EACH PROVINCE	Quantity					Value				
	1929-30	1930-31	1931-32	1932-33	1933-34	1929-30	1930-31	1931-32	1932-33	1933-34
Glass and Glassware—*continued*										
***Bottles and Phials*—continued**						R	R	R	R	R
Others—*contd.*	Gross	Gross	Gross	Gross	Gross					
Share of Bengal . .	*300,969*	*257,824*	*203,856*	*321,795*	*290,092*	*10,98,858*	*8,46,507*	*5,70,632*	*6,31,813*	*5,26,012*
„ *Bombay* . .	*242,937*	*217,762*	*147,952*	*338,718*	*284,761*	*7,57,677*	*6,14,968*	*4,94,781*	*7,35,661*	*6,11,943*
„ *Sind* . . .	*17,099*	*17,718*	*28,007*	*44,105*	*95,140*	*1,46,992*	*2,17,928*	*2,31,445*	*2,08,453*	*3,02,178*
„ *Madras* . .	*28,688*	*31,963*	*22,664*	*34,454*	*60,383*	*2,10,086*	*1,81,794*	*1,80,353*	*1,46,302*	*1,79,685*
„ *Burma* . .	*51,200*	*42,714*	*20,117*	*42,026*	*37,521*	*1,90,840*	*1,39,858*	*52,665*	*81,387*	*65,833*
TOTAL .	640,893	577,286	422,596	781,098	767,897	24,04,453	20,01,055	14,79,875	18,03,616	16,85,640
***Total Bottles and Phials*—**	Gross	Gross	Gross	Gross	Gross					
United Kingdom (*including* Channel Islands) . .	85,378	65,011	32,257	29,588	23,286	10,25,917	6,85,960	4,67,728	4,89,710	2,99,418
Ceylon (*excluding* Maldives)	2,336	2,265	1,840	1,914	2,481	14,338	15,842	9,635	8,994	10,288
Straits Settlements . .	12,444	8,270	6,953	14,408	12,127	58,428	41,102	37,241	49,042	45,260
Hongkong . . .	886	1,585	328	486	1,877	2,378	3,928	994	4,054	5,871
Other British Possessions .	299	101	175	196	137	1,649	648	1,418	1,641	799
TOTAL BRITISH EMPIRE	101,342	77,232	41,548	46,587	39,908	11,02,705	7,47,480	5,17,011	5,03,441	3,61,636
Sweden	8,577	9,926	4,061	7,301	14,579	1,18,224	1,33,611	59,503	81,928	1,79,681
Germany	92,586	77,908	78,502	60,953	55,981	12,14,281	8,58,568	9,31,066	6,28,849	4,90,387
Netherlands . . .	3,101	906	136	56	1,009	53,547	15,294	1,966	837	19,949
Belgium	315	377	181	357	240	7,332	6,519	3,278	1,951	4,184
Czechoslovakia . . .	1,023	175	1,872	806	1,229	29,743	4,460	30,247	14,244	12,421
China (*exclusive* of Hongkong and Macão) . . .	4,803	2,877	267	47	160	35,281	16,715	1,247	355	767
Japan	488,685	444,668	331,500	683,240	671,753	13,72,606	11,91,569	8,49,486	11,94,526	10,26,337
United States of America—										
Vid Atlantic Coast .	1,391	1,313	2,604	1,087	1,274	12,547	14,167	9,321	11,735	10,492
„ Pacific „ . .	2	1	3	..	1	33	18	64	..	2
Other Foreign Countries .	1,178	765	225	384	248	3,141	6,101	5,932	7,527	3,849
TOTAL FOREIGN COUNTRIES	601,656	538,916	419,351	763,231	746,474	28,46,735	22,47,022	18,92,110	19,86,952	17,48,069
Share of Bengal . .	*312,162*	*265,299*	*210,667*	*326,303*	*292,334*	*14,03,116*	*10,47,975*	*7,35,755*	*7,36,617*	*5,75,067*
„ *Bombay* . .	*261,533*	*227,348*	*161,876*	*348,896*	*299,394*	*11,94,701*	*8,57,296*	*8,56,434*	*9,70,797*	*7,89,334*
„ *Sind* . . .	*27,626*	*27,734*	*37,396*	*48,949*	*99,811*	*4,28,569*	*4,82,443*	*4,53,110*	*3,94,692*	*4,03,289*
„ *Madras* . .	*40,600*	*39,635*	*27,764*	*42,178*	*62,311*	*5,30,376*	*3,95,413*	*2,53,183*	*3,15,119*	*2,48,154*
„ *Burma* . .	*61,077*	*46,132*	*23,196*	*44,192*	*39,032*	*3,92,679*	*2,11,375*	*1,10,639*	*1,23,168*	*93,861*
TOTAL .	702,998	616,148	460,899	809,818	786,382	39,49,440	29,94,502	24,09,121	24,40,393	21,09,705
***Funnels, globes and glass parts of lamps (III. B)*—**										
United Kingdom (*including* Channel Islands) . .	—	—	—	—	—	40,313	36,541	32,143	22,757	20,360
Other British Possessions .	—	—	—	—	—	311	1,029	644	830	1,186
TOTAL BRITISH EMPIRE	—	—	—	—	—	40,624	37,570	32,787	23,587	22,046
Germany	—	—	—	—	—	9,45,283	4,82,584	3,42,681	3,58,890	2,20,603
Belgium	—	—	—	—	—	1,36,106	68,663	44,802	24,073	16,513
Italy (*including* Fiume) .	—	—	—	—	—	2,975	3,718	7,769	2,754	1,982
Austria	—	—	—	—	—	1,77,345	1,22,606	62,317	61,941	76,895
Czechoslovakia . .	—	—	—	—	—	1,17,610	91,259	1,18,372	94,228	34,777
Japan	—	—	—	—	—	2,35,766	1,35,199	68,730	97,909	1,05,937
United States of America—*Vid* Atlantic Coast .	—	—	—	—	—	4,49,744	2,78,133	66,603	2,667	19,676
Other Foreign Countries .	—	—	—	—	—	2,920	6,024	6,219	1,862	6,365
TOTAL FOREIGN COUNTRIES .	—	—	—	—	—	20,67,749	11,88,186	7,16,983	6,43,824	4,82,748

No. 10—*continued*

ARTICLES, AND COUNTRIES OF CONSIGNMENT; ALSO SHARE OF EACH PROVINCE	Quantity					Value				
	1929-30	31	1931-32	1932-33	1933-34	1929-30	1930-31	1931-32	1932-33	1933-34
						R	R	R	R	R
Glass and Glassware—*continued.*										
Funnels, globes and glass parts of lamps (III. H) —continued										
Share of Bengal	—	—	—	—	—	*5,83,733*	*3,48,746*	*1,51,041*	*1,05,058*	*79,494*
,, *Bombay*	—	—	—	—	—	*7,02,176*	*3,74,208*	*2,45,452*	*2,14,269*	*1,73,951*
,, *Sind*	—	—	—	—	—	*1,64,765*	*1,16,027*	*75,479*	*75,474*	*67,152*
,, *Madras*	—	—	—	—	—	*5,28,973*	*3,11,082*	*2,23,340*	*1,94,785*	*1,20,754*
,, *Burma*	—	—	—	—	—	*1,28,726*	*75,693*	*49,458*	*74,140*	*63,413*
TOTAL	—	—	—	—	—	21,08,373	12,25,756	7,49,770	6,67,411	5,04,794
Scientific glassware (III. H)—										
United Kingdom (*including* Channel Islands)	—	—	—	—	—	34,535	37,688	30,177	35,985	37,731
Other British Possessions	—	—	—	—	—	..	110	135	..	123
TOTAL BRITISH EMPIRE	—	—	—	—	—	34,535	37,798	30,312	35,985	37,854
Germany	—	—	—	—	—	75,589	83,070	73,405	85,351	61,342
Japan	—	—	—	—	—	12,354	12,136	8,123	12,903	14,177
United States of America—										
Vid Atlantic Coast	—	—	—	—	—	4,817	7,536	3,109	1,261	656
,, Pacific ,,	—	—	—	—	—	815	..	23	..	..
Other Foreign Countries	—	—	—	—	—	5,979	2,938	3,619	3,813	1,626
TOTAL FOREIGN COUNTRIES	—	—	—	—	—	99,054	1,05,680	88,279	1,03,233	77,801
Share of Bengal	—	—	—	—	—	*11,902*	*13,493*	*13,096*	*21,688*	*7,286*
,, *Bombay*	—	—	—	—	—	*43,170*	*42,699*	*24,670*	*43,983*	*34,853*
,, *Sind*	—	—	—	—	—	*40,524*	*44,666*	*37,679*	*36,818*	*10,781*
,, *Madras*	—	—	—	—	—	*24,459*	*24,181*	*32,146*	*25,796*	*27,510*
,, *Burma*	—	—	—	—	—	*13,534*	*18,439*	*11,00*	*9,936*	*5,225*
TOTAL	—	—	—	—	—	1,33,589	1,43,478	1,18,591	1,38,218	1,15,655
Sheet and Plate (III. H)—	Sqr. feet	Sqr. feet	Sqr. feet	Sqr. feet	Sqr. feet					
United Kingdom (*including* Channel Islands)	1,121,823	887,072	912,721	943,283	794,598	5,02,665	3,59,010	3,80,3[illegible]	3,05,617	2,80,670
Other British Possessions	1,698	615	1,022	1,095	3	443	180	523	192	6
TOTAL BRITISH EMPIRE	1,123,521	887,687	913,743	944,378	794,596	5,03,108	3,59,190	3,80,916	3,05,809	2,80,676
Germany	659,485	1,301,957	838,572	968,291	706,362	1,55,007	1,72,800	1,12,570	1,44,385	79,156
Netherlands	135,087	169,608	98,573	101,271	197,182	1,41,028	1,86,026	1,03,855	1,13,842	80,719
Belgium	16,049,000	14,502,247	10,548,904	11,504,194	6,336,785	18,73,860	14,86,179	11,61,802	13,77,367	9,90,188
France	187,790	142,093	92,816	130,652	212,708	61,106	32,672	25,882	20,201	28,343
Czechoslovakia	947,068	818,846	1,054,952	688,244	997,218	1,91,731	1,87,499	1,30,962	1,12,767	1 09,140
Japan	3,064,120	1,980,850	2,198,800	4,277,660	10,249,200	1,66,881	1,12,114	1,16,653	2,35,805	5,53,853
Other Foreign Countries	28,454	870	314	4,850	46,085	4,674	669	170	975	2,211
TOTAL FOREIGN COUNTRIES	21 .1,004	18,915,971	14,832,981	17,675,172	18,745,540	25,94,287	20,28,359	16,41,384	20,05,432	18,43,610
Share of Bengal	*6,586,115*	*6,685,502*	*4,249,787*	*5,196,923*	*6,327,142*	*7,94,063*	*6,79,397*	*6,54,696*	*5,35,150*	*5,02,621*
,, *Bombay*	*7,668,125*	*5,735,328*	*5,066,556*	*6,309,513*	*5,826,135*	*11,95,832*	*8,05,846*	*7,19,432*	*8,49,206*	*7,39,446*
,, *Sind*	*1,280,707*	*2,158,924*	*2,128,207*	*1,673,425*	*2,046,281*	*2,42,087*	*2,74,938*	*2,96,321*	*2,84,317*	*2,85,928*
,, *Madras*	*4,532,392*	*3,582,169*	*3,086,806*	*3,850,568*	*3,881,837*	*5,38,311*	*3,75,340*	*3,18,019*	*4,18,050*	*3,79,813*
,, *Burma*	*2,127,186*	*1,641,235*	*1,315,288*	*1,589,121*	*1,458,741*	*3,27,102*	*2,32,529*	*1,83,832*	*2,24,618*	*1,52,474*
TOTAL { Sqr. feet / =cwts.	22,194,525 =269,466	19,803,658 =228,793	15,746,674 =187,048	18,619,550 =216,255	19,540,136 =22 ,70	30 97,3 5	23,87,549	19,72,300	23,11,241	21,24 286
Tableware including ***decanters, tumblers, etc. (III. H)***—										
United Kingdom (*including* Channel Islands)	—	—	—	—	—	91,586	86,226	69,771	32,[illegible]	33,269
Other British Possessions	—	—	—	—	—	1,240	6,741	1,[illegible]	1 9	1,040
TOTAL BRITISH EMPIRE	—	—	—	—	—	92,826	92,967	70,659	32,758	34,4 9

No. 10—*continued*

ARTICLES, AND COUNTRIES OF CONSIGNMENT; ALSO SHARE OF EACH PROVINCE	Quantity					Value				
	1929-30	1930-31	1931-32	1932-33	1933-34	1929-30	1930-31	1931-32	1932-33	1933-34
Glass and Glassware—*continued.*						R	R	R	R	R
***Tableware* including *decanters, tumblers, etc.* (*III. H*)—continued**										
Sweden	—	—	—	—	—	8,540	5,185	2,189	2,432	5,170
Germany	—	—	—	—	—	1,15,168	1,10,987	72,872	42,600	30,235
Belgium	—	—	—	—	—	1,50,884	1,19,168	37,336	24,712	16,295
France	—	—	—	—	—	635	2,991	15,811	417	238
Italy (*including* Fiume)	—	—	—	—	—	8,480	6,120	3,543	7,057	16,964
Austria	—	—	—	—	—	10,888	5,176	4,857	504	2,959
Czechoslovakia	—	—	—	—	—	28,051	21,704	29,505	9,034	8,761
China (*exclusive* of Hongkong and Macão)	—	—	—	—	—	6,486	3,501	..	..	227
Japan	—	—	—	—	—	9,03,701	5,74,360	3,48,689	4,17,734	4,06,135
Other Foreign Countries	—	—	—	—	—	7,907	3,680	5,621	2,446	4,149
TOTAL FOREIGN COUNTRIES	—	—	—	—	—	12,35,740	8,52,872	5,19,923	5,06,936	4,91,133
Share of Bengal	—	—	—	—	—	*1,31,845*	*91,756*	*42,089*	*22,427*	*48,023*
„ *Bombay*	—	—	—	—	—	*6,13,133*	*4,50,525*	*2,61,162*	*1,67,929*	*1,36,328*
„ *Sind*	—	—	—	—	—	*2,29,859*	*1,70,545*	*1,32,985*	*94,182*	*1,48,481*
„ *Madras*	—	—	—	—	—	*1,02,743*	*84,321*	*54,429*	*93,060*	*46,802*
„ *Burma*	—	—	—	—	—	*2,50,956*	*1,48,592*	*99,897*	*1,62,096*	*1,45,903*
TOTAL	—	—	—	—	—	13,28,566	9,45,889	5,90,562	5,39,694	5,25,542
***Other Glassware* (*III. H*)—**										
United Kingdom (*including* Channel Islands)	—	—	—	—	—	5,15,271	4,05,708	3,77,985	3,56,613	4,00,812
Ceylon (*excluding* Maldives)	—	—	—	—	—	8,121	9,706	7,967	8,155	1,166
Straits Settlements	—	—	—	—	—	16,565	11,945	10,141	6,074	4,253
Other British Possessions	—	—	—	—	—	2,752	3,336	4,421	4,444	3,479
TOTAL BRITISH EMPIRE	—	—	—	—	—	5,42,709	4,30,695	4,00,514	3,71,186	4,09,710
Sweden	—	—	—	—	—	2,831	2,598	1,580	5,944	7,699
Germany	—	—	—	—	—	5,70,952	4,61,984	3,61,762	4,10,569	3,43,889
Netherlands	—	—	—	—	—	3,584	5,406	1,799	1,955	3,145
Belgium	—	—	—	—	—	1,96,409	1,21,292	32,776	75,053	47,434
France	—	—	—	—	—	1,26,770	51,648	27,962	53,932	27,159
Switzerland	—	—	—	—	—	40,324	32,818	16,141	11,054	395
Italy (*including* Fiume)	—	—	—	—	—	19,226	26,830	37,844	28,845	28,995
Austria	—	—	—	—	—	28,909	14,620	18,494	37,873	43,224
Czechoslovakia	—	—	—	—	—	75,920	42,037	42,471	68,516	63,718
China (*exclusive* of Hongkong and Macão)	—	—	—	—	—	6,845	15,080	7,609	12,027	13,420
Japan	—	—	—	—	—	12,98,773	9,56,872	9,65,135	18,08,447	17,30,539
United States of America—*Vid* Atlantic Coast	—	—	—	—	—	70,385	50,954	45,302	34,907	29,007
„ Pacific „	—	—	—	—	—	3,391	98	42	125	244
Other Foreign Countries	—	—	—	—	—	4,602	5,119	2,847	463	9,698
TOTAL FOREIGN COUNTRIES	—	—	—	—	—	24,48,921	17,87,951	15,61,854	25,49,710	23,62,511
Share of Bengal	—	—	—	—	—	*14,29,697*	*11,06,078*	*9,28,835*	*12,27,050*	*13,17,035*
„ *Bombay*	—	—	—	—	—	*12,47,843*	*8,01,737*	*7,40,187*	*13,34,757*	*10,84,400*
„ *Sind*	—	—	—	—	—	*49,269*	*56,613*	*98,560*	*89,464*	*1,12,018*
„ *Madras*	—	—	—	—	—	*1,62,357*	*1,42,912*	*1,53,159*	*1,93,849*	*1,71,726*
„ *Burma*	—	—	—	—	—	*1,01,964*	*1,11,306*	*41,637*	*70,776*	*86,992*
TOTAL	—	—	—	—	—	29,91,630	22,18,646	19,62,368	29,20,896	27,72,221
***Total value of Glass and Glassware*—**										
United Kingdom (*including* Channel Islands)	—	—	—	—	—	22,15,054	16,31,970	13,20,522	12,00,951	10,86,034
Ceylon (*excluding* Maldives)	—	—	—	—	—	23,718	26,415	19,752	13,235	12,067
Straits Settlements	—	—	—	—	—	76,225	53,930	48,794	56,730	51,162
Hongkong	—	—	—	—	—	70,813	30,705	8,051	29,321	21,899

No. 10—*continued*

ARTICLES, AND COUNTRIES OF CONSIGNMENT; ALSO SHARE OF EACH PROVINCE	Quantity					Value				
	1929-30	1930-31	1931-32	1932-33	1933-34	1929-30	1930-31	1931-32	1932-33	1933-34
						R	R	R	R	R
Glass and Glassware—*concluded*										
Total value of Glass and Glassware (III. H)—continued										
New Zealand	—	—	—	—	—	534	6,319	..	..	..
Other British Possessions	—	—	—	—	—	2,221	2,199	4,180	2,899	2,033
TOTAL BRITISH EMPIRE	—	—	—	—	—	23,88,565	17,51,538	14,01,249	13,03,136	11,74,115
Sweden	—	—	—	—	—	1,29,603	1,41,708	68,272	90,370	1,03,153
Germany	—	—	—	—	—	34,18,257	23,50,466	20,33,872	17,72,119	13,44,288
Netherlands	—	—	—	—	—	2,00,741	1,59,464	1,10,259	1,19,010	1,16,151
Belgium	—	—	—	—	—	23,68,108	17,52,651	12,69,116	15,03,159	10,74,895
France	—	—	—	—	—	2,77,278	1,54,526	99,459	1,06,958	64,592
Spain	—	—	—	—	—	14,015	15,164	45,497	3,834	27,397
Switzerland	—	—	—	—	—	43,085	32,814	16,171	12,326	410
Italy (*including* Fiume)	—	—	—	—	—	6,11,635	2,73,389	2,48,945	2,17,203	2,29,917
Austria	—	—	—	—	—	4,59,936	2,58,132	1,07,758	1,55,387	1,57,300
Czechoslovakia	—	—	—	—	—	71,54,662	36,25,181	23,46,201	23,89,656	19,95,454
Albania	—	—	—	—	—	..	6,147	..	..	..
China (*exclusive of* Hongkong and Macão)	—	—	—	—	—	1,55,279	1,10,091	1,15,187	71,288	64,258
Japan	—	—	—	—	—	74,18,006	54,71,888	42,01,939	65,45,239	57,01,065
United States of America—*Vid* Atlantic Coast	—	—	—	—	—	5,40,471	3,53,231	1,28,297	52,736	60,190
„ Pacific „	—	—	—	—	—	3,739	175	546	155	253
Other Foreign Countries	—	—	—	—	—	9,788	11,375	9,497	4,270	9,908
TOTAL FOREIGN COUNTRIES	—	—	—	—	—	2,28,04,603	1,47,26,402	1,07,95,960	1,29,43,700	1,10,39,329
Share of Bengal	—	—	—	—	—	*77,04,364*	*49,48,357*	*33,72,637*	*38,07,404*	*33,79,408*
„ *Bombay*	—	—	—	—	—	*1,16,19,877*	*71,49,054*	*56,68,708*	*69,78,307*	*54,94,678*
„ *Sind*	—	—	—	—	—	*14,17,163*	*14,02,190*	*11,69,260*	*9,47,986*	*11,41,539*
„ *Madras*	—	—	—	—	—	*31,15,275*	*20,67,260*	*14,41,369*	*17,83,959*	*13,57,565*
„ *Burma*	—	—	—	—	—	*13,35,989*	*9,11,179*	*6,45,244*	*7,29,970*	*6,40,218*
TOTAL	—	—	—	—	—	2,51,93,168	1,64,77,940	1,21,97,709	1,42,46,926	1,22,13,444
	Cwts.	Cwts.	Cwts.	Cwts.	Cwts.					
Glue (III. U)—										
United Kingdom (*including* Channel Islands)	8,455	5,711	5,821	4,343	4,442	2,09,912	1,57,556	1,25,819	1,01,016	96,018
Hongkong	92	147	41	1	74	4,958	8,273	1,223	53	1,933
Other British Possessions	13	23	36	8	20	432	739	2,043	398	618
TOTAL BRITISH EMPIRE	8,560	5,881	5,898	4,352	4,536	2,15,302	1,66,568	1,29,084	1,01,467	98,569
U. S. S. R.—										
Northern	40	80	268	223	660	1,084	2,293	6,201	3,819	10,177
Southern	..	20	25	30	129	..	461	646	603	2,325
Sweden	520	481	260	1,233	1,909	20,328	19,403	11,946	29,875	54,512
Germany	3,401	3,377	3,462	3,212	3,040	84,941	85,617	77,985	63,880	54,694
Netherlands	395	257	656	499	358	15,876	7,452	26,964	12,832	8,223
Belgium	4,664	4,196	4,803	2,783	2,851	2,38,251	2,38,907	2,28,121	1,46,274	1,36,119
France	10	50	70	156	200	430	2,258	2,648	4,619	7,996
Switzerland	175	334	158	65	110	5,416	9,335	4,288	1,751	3,130
Italy (*including* Fiume)	155	72	66	..	58	5,634	2,801	2,339	2	1,587
Austria	..	40	10	53	263	..	1,148	245	1,026	5,556
Hungary	100	..	..	255	380	2,508	14	..	6,150	6,870
China (*exclusive* of Hongkong and Macão)	222	203	141	146	50	12,066	8,946	4,735	4,922	1,586
Japan	4,145	3,833	2,537	4,060	4,869	2,56,666	2,08,325	1,16,237	1,27,350	1,32,188
United States of America—*Vid* Atlantic Coast	276	62	453	63	106	10,066	7,313	10,079	7,247	9,636
„ Pacific	..	..	..	..	..	..	..	..	..	50
Other Foreign Countries	42	39	196	..	90	1,247	1,466	5,243	1	1,521
TOTAL FOREIGN COUNTRIES	14,165	13,044	13,105	12,778	15,073	6,84,814	5,76,731	4,97,679	4,10,901	4,36,174

No. 10—*continued*

ARTICLES, AND COUNTRIES OF CONSIGNMENT; ALSO SHARE OF EACH PROVINCE	QUANTITY					VALUE				
	1929-30	1930-31	1931-32	1932-33	1933-34	1929-30	1930-31	1931-32	1932-33	1933-34
Glue (III. U)—*continued*	Cwts.	Cwts.	Cwts.	Cwts.	Cwts.	₹	₹	₹	₹	₹
Share of Bengal	*7,152*	*6,661*	*5,954*	*4,327*	*5,296*	*3,02,268*	*3,08,381*	*2,34,525*	*1,73,877*	*1,84,694*
„ *Bombay*	*10,239*	*6,989*	*7,655*	*5,776*	*8,496*	*3,47,499*	*2,55,415*	*2,04,244*	*1,44,936*	*1,91,031*
„ *Sind*	*1,001*	*1,171*	*835*	*1,660*	*1,280*	*26,763*	*28,890*	*19,807*	*33,320*	*24,299*
„ *Madras*	*2,212*	*2,048*	*2,713*	*3,044*	*2,947*	*89,339*	*85,448*	*89,952*	*94,899*	*87,161*
„ *Burma*	*2,101*	*2,056*	*1,846*	*2,323*	*1,590*	*84,247*	*84,165*	*78,235*	*64,736*	*47,558*
TOTAL	22,705	18,925	19,003	17,180	19,609	8,50,116	7,62,299	6,26,763	5,11,768	5,34,743
Grain, Pulse and Flour—	Tons	Tons	Tons	Tons	Tons					
Barley (I. C.)—										
Hongkong	..	..	61	..	..	285	371	7,367	365	363
Other British Possessions	5	..	..	..	9	2,285	279	244	201	947
TOTAL BRITISH EMPIRE	5	..	61	..	9	2,570	650	7,611	566	1,310
Iraq	306	150	..	..	4,487	36,179	12,402	..	..	4,34,807
Persia	..	..	6	..	117	..	..	330	..	9,150
Other Foreign Countries	..	16	13	11	11	..	1,571	1,503	1,681	1,526
TOTAL FOREIGN COUNTRIES	306	166	19	11	4,615	36,179	13,973	2,333	1,681	4,45,483
Share of Bengal	..	..	*80*	..	*2*	..	..	*3,733*	..	*248*
„ *Bombay*	*263*	*20*	..	*3*	*3,868*	*31,829*	*2,041*	..	*548*	*3,85,399*
„ *Sind*	*43*	*146*	..	*8*	*745*	*4,350*	*11,993*	*97*	*1,133*	*59,838*
„ *Madras*	*5*	..	..		*8*	*1,623*	..	..	*50*	*765*
„ *Burma*	..	..	..	..	*1*	*947*	*589*	*1,114*	*516*	*643*
TOTAL	311	166	80	11	4,624	38,749	14,623	9,944	2,247	4,46,793
Beans (dry) (I. C)—	Tons	Tons	Tons	Tons	Tons					
Aden and Dependencies	..	..	32	19	..	..	..	5,424	3,084	..
Ceylon (*excluding* Maldives)	341	888	551	75	..	56,099	1,32,144	58,214	9,322	..
Straits Settlements	58	175	185	66	150	8,948	24,653	25,012	9,724	19,024
Hongkong	472	5,262	1,753	912	488	94,104	8,25,627	2,63,346	1,50,648	85,265
Other British Possessions	5	7	9	4	11	4,668	3,108	4,200	2,772	3,926
TOTAL BRITISH EMPIRE	876	6,332	2,530	1,076	649	1,68,819	9,85,532	3,56,096	1,75,550	1,08,215
Iraq	131	365	461	340	73	25,528	60,225	53,147	53,365	14,575
Java	1,463	1,166	612	126	138	2,27,264	1,42,479	69,574	18,182	12,999
Fr. Indo-China	..	..	..	..	138	..	..	..	..	11,060
China (*exclusive* of Hongkong and Macão)	1	4,298	2,579	704	115	125	5,71,202	3,22,495	1,12,124	12,252
Portuguese East Africa	13	58	16	45	50	2,980	14,635	2,184	7,000	1,650
Other Foreign Countries	1	6	30	22	82	1,031	1,808	4,977	4,581	9,212
TOTAL FOREIGN COUNTRIES	1,609	5,893	3,698	1,327	551	2,56,928	7,90,344	4,52,327	1,90,252	61,748
Share of Bengal	..	*6*	..	*48*	*103*	*390*	*1,070*	*167*	*7,282*	*11,273*
„ *Bombay*	*61*	*9,511*	*4,413*	*1,660*	*243*	*15,159*	*13,81,344*	*5,61,763*	*2,42,564*	*37,648*
„ *Sind*	*39*	*16*	*36*	*2*	*4*	*18,185*	*3,366*	*6,220*	*1,202*	*1,618*
„ *Madras*	*1,832*	*2,169*	*1,160*	*274*	*395*	*2,87,992*	*2,39,594*	*1,40,606*	*32,097*	*35,409*
„ *Burma*	*503*	*523*	*519*	*419*	*455*	*99,021*	*1,00,502*	*1,00,668*	*82,657*	*84,115*
TOTAL	2,485	12,225	6,228	2,403	1,200	4,20,747	17,75,876	8,08,423	3,65,802	1,69,963
Gram (I. C.)—	Tons	Tons	Tons	Tons	Tons					
TOTAL BRITISH EMPIRE	11	115	16	29	10	1,567	14,435	1,301	3,864	1,123
Egypt	50	..	..	..	..	10,000	..	..	..	..
Other Foreign Countries	9	..	..	..	27	1,042	123	72	82	2,797
TOTAL FOREIGN COUNTRIES	59	..	..	..	27	11,042	123	72	82	2,797

No. 10—*continued*

ARTICLES, AND COUNTRIES OF CONSIGNMENT; ALSO SHARE OF EACH PROVINCE	QUANTITY					VALUE				
	1929-30	1930-31	1931-32	1932-33	1933-34	1929-30	1930-31	1931-32	1932-33	1933-34
Grain, Pulse and Flour—*continued*						Rs	Rs	Rs	Rs	Rs
***Gram (I. C)*—continued**	Tons	Tons	Tons	Tons	Tons					
Share of Bengal	*1*	*21*	..	*20*	*25*	*338*	*3,070*	..	*2,938*	*2,750*
„ *Bombay*	*12*	..	..	..	*12*	*1,542*	*77*	*72*	*52*	*1,147*
„ *Sind*	*50*	..	..	..	..	*10,000*	..	..	..	..
„ *Madras*	*7*	*94*	*16*	*9*	..	*733*	*11,401*	*1,377*	*918*	*4*
„ *Burma*	..	..	..	..	..	*12*	*10*	*14*	..	*19*
TOTAL	70	115	16	29	37	12,600	14,558	1,463	3,946	3,920
***Jowar and Bajra (I. C)*—**	Tons	Tons	Tons	Tons	Tons					
Aden and Dependencies	..	..	..	..	38	..	..	..	..	5,620
Other British Possessions	22	..	..	1	..	3,801	..	..	100	4
TOTAL BRITISH EMPIRE	22	..	..	1	38	3,801	..	..	100	5,624
Iraq	3,681	196	7	73	700	6,04,597	22,415	700	7,900	57,180
Portuguese East Africa	..	66	..	..	..	..	9,270	..	..	..
Other Foreign Countries	10	30	..	..	..	2,000	3,605	16	..	..
TOTAL FOREIGN COUNTRIES	3,641	292	7	73	700	6,06,597	35,290	716	7,900	57,180
Share of Bombay	*3,212*	*170*	*7*	*74*	*95*	*5,59,283*	*21,640*	*716*	*8,000*	*9,224*
„ *Sind*	*416*	*122*	..	..	*642*	*47,939*	*13,650*	..	..	*53,819*
„ *Madras*	*25*	..	..	..	..	*3,346*	..	..	..	..
TOTAL	3,663	292	7	74	738	6,10,398	35,290	716	8,000	63,813
***Pulse (I. C)*—**	Tons	Tons	Tons	Tons	Tons					
United Kingdom (*including* Channel Islands)	81	16	3	15	15	18,633	4,546	936	1,775	4,114
Aden and Dependencies	329	245	486	105	240	56,490	33,603	70,030	10,812	29,679
Bahrein Islands	..	7	5	..	82	..	1,368	790	..	12,009
Ceylon (*excluding* Maldives)	683	1,185	616	170	543	1,07,956	1,47,948	66,937	16,287	50,101
Straits Settlements	411	1,376	323	117	93	70,114	2,01,756	43,445	17,422	11,961
Hongkong	223	2,952	1,216	590	546	45,211	5,04,227	1,49,661	79,549	55,190
Kenya Colony	50	20	..	9	..	9,735	2,000	25	1,545	25
Commonwealth of Australia	48	129	169	84	148	14,932	20,017	26,883	22,587	31,940
Other British Possessions	..	53	3	3	..	280	8,344	524	455	15
TOTAL BRITISH EMPIRE	1,825	5,983	2,821	1,093	1,647	3,23,351	9,33,009	3,59,231	1,50,892	1,93,834
Iraq	5,816	4,414	6,153	2,189	5,351	10,00,141	6,87,571	7,50,[illegible]	2,77,143	6,41,666
Persia	43	35	29	51	38	3,663	7,668	[illegible],818	5,109	[illegible] 4,536
Java	..	1,008	216	1	250	140	3,54,227	2[illegible],151	362	22,9[illegible]
Fr. Indo-China	..	..	..	..	113	..	..	..	..	9,480
China (*exclusive* of Hongkong and Macão)	3,640	11,002	1,806	1,452	3,170	6,96,776	18,00,126	2,[illegible],888	1,99,144	3,77,293
Japan	2	51	1	2	41	751	19,442	493	364	4,144
Portuguese East Africa	85	25	4	..	12	18,456	5,343	725	-	1,900
Other Foreign Countries	14	50	10	2	36	2,629	7,261	1,[illegible]56	5[illegible]4	10,357
TOTAL FOREIGN COUNTRIES	9,600	16,585	8,207	3,697	9,061	17,27,556	28,31,647	10,[illegible],8[illegible]0	4,[illegible],[illegible]48	10,12,[illegible]4

No. 10—*continued*

ARTICLES, AND COUNTIRES OF CONSIGNMENT; ALSO SHARE OF EACH PROVINCE	QUANTITY					VALUE				
	1929-30	1930-31	1931-32	1932-33	1933-34	1929-30	1930-31	1931-32	1932-33	1933-34
Grain, Pulse and Flour—*continued*						R	R	R	R	R
***Pulse (I. C)*—continued**	Tons	Tons	Tons	Tons	Tons					
Share of Bengal	*310*	*1,075*	*936*	*360*	*292*	*52,702*	*1,67,831*	*1,20,762*	*46,240*	*33,975*
„ *Bombay*	*7,588*	*16,383*	*6,098*	*2,777*	*6,952*	*13,97,197*	*27,25,019*	*7,52,750*	*3,84,879*	*8,91,662*
„ *Sind*	*2,777*	*1,994*	*3,069*	*1,367*	*2,372*	*4,77,163*	*2,99,516*	*3,77,815*	*1,68,051*	*2,36,920*
„ *Madras*	*666*	*3,068*	*814*	*196*	*1,027*	*1,05,746*	*6,22,686*	*93,133*	*19,946*	*96,542*
„ *Burma*	*84*	*48*	*111*	*90*	*65*	*18,099*	*9,694*	*15,551*	*13,966*	*9,099*
TOTAL	11,425	22,568	11,028	4,790	10,708	20,50,907	38,14,646	13,60,111	6,33,082	12,68,198
***Rice in the husk (I. C)*—**	Tons	Tons	Tons	Tons	Tons					
Total British Empire	25	19	12	10	2	2,599	1,592	614	660	224
Fr. Indo-China	699	1,551	9,030	..	1,278	1,03,859	1,21,789	5,70,267	..	58,768
Siam	..	..	..	1	3,101	..	..	..	0	1,65,186
Other Foreign Countries	1	1	..	..	..	147	363	155	7	..
TOTAL FOREIGN COUNTRIES	700	1,552	9,030	1	4,379	1,04,006	1,22,152	5,70,422	37	2,23,954
Share of Bengal	..	..	..	..	..	..	..	..	..	..
„ *Bombay*	..	*1*	..	..	..	*14*	*363*	*155*	*7*	*10*
„ *Madras*	*710*	*1,560*	*9,042*	*10*	*4,381*	*1,04,728*	*1,22,565*	*5,70,881*	*660*	*2,24,168*
„ *Burma*	*15*	*10*	..	*1*	..	*1,563*	*816*	..	*30*	..
TOTAL	725	1,571	9,042	11	4,381	1,06,605	1,23,744	5,71,036	697	2,24,178
***Rice not in the husk (I. C)*—**	Tons	Tons	Tons	Tons	Tons					
Ceylon (*excluding* Maldives)	68	22	9	7	4	10,244	4,553	1,528	1,069	626
Straits Settlements	569	361	104	72	40	86,418	46,438	1,359	6,526	4,389
Other British Possessions	9	26	14	11	6	1,583	4,981	,812	1,815	964
TOTAL BRITISH EMPIRE	646	409	127	90	50	98,240	55,972	15,699	9,410	5,979
Siam	..	101	2,202	14,690	54,093	..	11,236	2,74,083	12,44,367	30,06,551
Fr. Indo-China	4,893	3,482	12,944	20,610	25,015	6,77,011	3,72,527	10,79,807	18,38,557	15,80,124
China (*exclusive* of Hong-kong and Macão)	..	1,000	1,966	..	2	70	1,24,636	1,83,108	49	205
Japan	67	2,433	577	107	4,834	23,038	2,28,781	62,865	15,767	3,00,528
Other Foreign Countries	29	20	26	7	30	5,991	4,672	4,275	1,937	5,986
TOTAL FOREIGN COUNTRIES	4,989	7,036	17,804	35,420	83,974	7,06,710	7,41,752	16,04,198	31,00,677	48,93,394
Share of Bengal	*294*	*86*	*44*	*16*	*731*	*48,921*	*8,075*	*9,038*	*3,466*	*34,668*
„ *Bombay*	*88*	*2,384*	*550*	*57*	*5,586*	*24,998*	*2,29,969*	*61,813*	*10,848*	*3,61,401*
„ *Sind*	..	*2*	..	..	*2*	*179*	*587*	*318*	*442*	*420*
„ *Madras*	*5,184*	*3,965*	*17,301*	*35,418*	*77,665*	*7,22,110*	*4,33,554*	*15,47,869*	*30,92,824*	*44,78,102*
„ *Burma*	*69*	*1,008*	*6*	*19*	*40*	*8,742*	*1,25,539*	*859*	*2,501*	*4,782*
TOTAL	5,635	7,445	17,931	35,510	84,024	8,04,950	7,97,724	16,19,897	31,10,087	48,99,373
***Rice flour (I. C)*—**	Tons	Tons	Tons	Tons	Tons					
TOTAL BRITISH EMPIRE	..	..	..	..	..	130	18	26	40	..
TOTAL FOREIGN COUNTRIES	..	..	1	1	..	4	..	58	164	..

No. 10—*continued*

ARTICLES, AND COUNTRIES OF CONSIGNMENT; ALSO SHARE OF EACH PROVINCE	Quantity					Value				
	1929-30	1930-31	1931-32	1932-33	1933-34	1929-30	1930-31	1931-32	1932-33	1933-34
Grain, Pulse and Flour—*continued*						R	R	R	R	R
***Rice flour (I. C)*—continued**	Tons	Tons	Tons	Tons	Tons					
Share of Bengal	..	..	..	..	..	..	..	..	*37*	..
„ *Bombay*	..	..	*1*	..	..	*134*	*18*	*73*	..	..
„ *Sind*	..	..	..	*1*	..	..	..	..	*164*	..
„ *Madras*	..	..	..	..	..	..	*3*	*2*	*5*	..
„ *Burma*	..	..	..	..	..	..	..	*9*	..	..
TOTAL	..	..	1	1	..	134	18	84	204	..
***Wheat (I. C)*—**	Tons	Tons	Tons	Tons	Tons					
Aden and Dependencies	49	..	..	..	..	5,040	4	..	..	..
Kenya Colony	140	30	..	..	..	15,880	6,640	..	..	..
Canada— *Vid* Atlantic Coast	6,768	..	..	..	..	9,60,310	..	..	..	..
Commonwealth of Australia	336,039	209,151	109,865	33,482	18,277	4,65,61,845	1,79,18,522	71,90,071	29,25,263	12,52,752
Other British Possessions	..	..	..	..	..	..	8	15	46	76
TOTAL BRITISH EMPIRE	342,996	209,181	109,865	33,482	18,277	4,75,43,075	1,79,25,174	71,90,086	29,25,309	12,52,828
Iraq	7,958	23,740	1,404	..	21	14,38,736	35,07,094	1,11,053	..	1,690
Persia	25	102	..	..	..	5,000	18,058	..	..	..
Argentine Republic (*including* the Atlantic Coast of Patagonia)	6,050	..	..	..	..	8,32,861	..	..	..	..
Other Foreign Countries	7	11	..	..	..	1,026	1,520	..	..	..
TOTAL FOREIGN COUNTRIES	14,040	23,853	1,404	..	21	22,67,613	35,27,573	1,11,053	..	1,690
Share of Bengal	*186,464*	*121,237*	*80,576*	*28,213*	*8,759*	*2,60,79,762*	*98,89,000*	*49,35,996*	*23,46,681*	*5,51,782*
„ *Bombay*	*130,354*	*89,641*	*27,805*	*5,269*	*9,030*	*1,81,56,730*	*97,37,263*	*20,44,847*	*5,79,662*	*6,62,074*
„ *Sind*	*31,181*	*7,932*	..	..	..	*43,30,823*	*5,16,307*	..	..	*4*
„ *Madras*	..	*18*	..	..	..	..	*1,478*	*15*	*46*	*78*
„ *Burma*	*9,037*	*13,206*	*2,888*	..	*509*	*11,93,373*	*13,15,698*	*3,20,281*	..	*40,586*
TOTAL	367,036	232,034	111,269	33,482	18,298	4,98,10,688	2,14,53,746	73,01,139	29,25,309	12,54,518
***Wheat flour in bags (I. C)*—**	Tons	Tons	Tons	Tons	Tons					
Straits Settlements	21	29	13	15	20	6,529	7,278	2,439	2,640	3,297
Canada— *Vid* Atlantic Coast	..	..	..	..	..	..	..	..	..	56
„ Pacific „	..	..	..	..	44	..	..	9	..	6,100
Commonwealth of Australia	97	37	12	41	5	19,411	5,872	1,576	4,202	692
Other British Possessions	3	42	8	4	12	804	4,346	944	635	2,243
TOTAL BRITISH EMPIRE	121	108	33	60	81	26,744	17,496	4,968	7,477	12,389
TOTAL FOREIGN COUNTRIES	1	12	1	1	..	449	2,013	262	49	118
Share of Bengal	..	*10*	*1*	..	*48*	..	*2,526*	*87*	..	*6,886*
„ *Bombay*	*98*	*78*	*18*	*46*	*9*	*19,620*	*9,120*	*1,851*	*6,748*	*1,724*
„ *Sind*	*2*	..	*1*	*1*	..	*715*	..	*181*	*49*	*79*
„ *Madras*	..	*3*	..	..	..	*6*	*576*	*39*	*57*	..
„ *Burma*	*22*	*29*	*17*	*15*	*24*	*6,364*	*7,287*	*3,162*	*2,595*	*4,019*
TOTAL	122	120	34	61	81	27,193	19,509	5,270	7,526	12,507

No. 10—*continued*

ARTICLES, AND COUNTRIES OF CONSIGNMENT; ALSO SHARE OF EACH PROVINCE	Quantity					Value				
	1929-30	1930-31	1931-32	1932-33	1933-34	1929-30	1930-31	1931-32	1932-33	1933-34
Grain, Pulse and Flour—*continued*						R	R	R	R	R
***Other sorts (I. C)*—**	Tons	Tons	Tons	Tons	Tons					
United Kingdom (*including* Channel Islands)	75	23	28	6	9	13,618	3,515	4,530	1,711	2,380
Ceylon (*excluding* Maldives)	122	69	149	417	53	9,933	8,900	6,037	19,448	3,844
Straits Settlements	352	..	159	..	4	58,573	13	21,088	27	568
Union of South Africa	..	199	..	..	..	..	21,052	..	..	..
Commonwealth of Australia	93	468	238	120	114	19,927	65,246	32,753	16,812	16,213
Other British Possessions	..	1	5	18	6	19	129	859	1,759	554
TOTAL BRITISH EMPIRE	642	760	579	561	186	1,02,070	98,855	66,467	39,757	23,559
Iraq	391	..	35	19	1	61,742	2	3,510	1,290	300
Persia	..	116	..	..	..	..	14,884	..	..	..
Java	1,341	..	110	..	1	1,64,943	..	12,505	..	660
Other Foreign Countries	602	..	..	..	34	3,301	162	..	..	3,379
TOTAL FOREIGN COUNTRIES	2,334	116	145	19	30	2,19,986	15,048	16,015	1,290	4,339
Share of Bengal	*1,342*	*389*	*4*	*18*	*24*	*1,55,458*	*40,549*	*488*	*1,759*	*4,328*
,, *Bombay*	*391*	*127*	*35*	*19*	*1*	*55,261*	*16,283*	*3,595*	*1,356*	*361*
,, *Sind*	*26*	*5*	*8*	..	..	*2,660*	*552*	*1,267*	..	*375*
,, *Madras*	*1,163*	*147*	*504*	*421*	*104*	*35,449*	*18,080*	*50,353*	*19,913*	*9,440*
,, *Burma*	*124*	*208*	*173*	*122*	*93*	*23,228*	*38,039*	*26,779*	*18,019*	*13,394*
TOTAL	2,076	876	724	580	222	3,22,056	1,13,003	82,482	41,047	27,898
***Total Grain, Pulse and Flour*—**	Tons	Tons	Tons	Tons	Tons					
United Kingdom (*including* Channel Islands)	168	51	53	36	45	39,394	12,840	12,139	8,147	12,678
Aden and Dependencies	379	246	520	125	278	61,710	33,863	75,790	13,996	35,299
Bahrein Islands	..	7	8	..	82	..	1,368	1,160	..	12,013
Ceylon (*excluding* Maldives)	1,260	2,260	1,354	688	602	1,89,079	3,07,115	1,35,567	47,242	54,917
Straits Settlements	1,411	1,961	784	275	315	2,31,171	2,83,878	1,04,094	37,030	40,004
Hongkong	695	8,216	3,035	1,538	1,054	1,30,794	13,30,481	4,21,242	2,35,256	1,43,749
Union of South Africa	1	200	..	3	..	8	21,252	..	230	..
Zanzibar and Pemba	10	64	.	2	..	2,580	5,678	28	360	84
Kenya Colony	190	51	1	9	1	25,615	8,760	190	1,545	115
Canada—										
Vid Atlantic Coast	6,768	..	..	..	..	9,60,310	..	..	..	56
,, Pacific ,,	..	..	..	..	44	..	..	9	..	6,100
Commonwealth of Australia	336,277	209,785	110,284	33,731	18,526	4,66,16,290	1,80,18,657	72,51,283	29,69,254	13,02,018
Other British Possessions	10	47	5	..	2	2,015	9,411	687	65	107
TOTAL BRITISH EMPIRE	347,169	223,907	116,044	36,402	20,949	4,82,67,966	2,00,32,733	80,02,189	33,13,125	16,07,085

No. 10—*continued*

ARTICLES, AND COUNTRIES OF CONSIGNMENT; ALSO SHARE OF EACH PROVINCE	QUANTITY					VALUE				
	1929-30	1930-31	1931-32	1932-33	1933-34	1929-30	1930-31	1931-32	1932-33	1933-34
Grain, Pulse and Flour—*concluded*										
						R	R	R	R	R
***Total Grain, Pulse and Flour*—continued**	Tons	Tons	Tons	Tons	Tons					
Iraq	18,258	27,985	8,062	2,622	10,645	31,71,346	43,06,049	9,19,454	3,39,885	11,81,444
Persia	78	150	37	69	184	15,694	28,457	5,041	7,722	18,980
Java	2,804	2,183	938	131	388	3,82,433	4,98,126	1,10,764	14,169	37,647
Siam	..	101	2,292	14,697	57,311	..	11,236	2,74,107	12,44,397	31,87,029
Fr. Indo-China	6,192	5,033	21,978	20,610	26,561	7,84,470	4,96,316	16,50,134	18,38,557	16,60,297
China (*exclusive* of Hong-kong and Macão)	3,641	16,330	6,364	2,246	3,314	6,96,971	24,99,428	7,24,036	3,11,317	3,03,125
Japan	72	2,485	599	112	4,686	24,871	2,48,706	66,283	17,345	3,06,172
Egypt	59	24	..	1	..	11,620	3,500	..	240	..
Portuguese East Africa	107	149	20	45	..	22,451	29,260	2,859	7,000	..
Argentine Republic (*including* the Atlantic Coast of Patagonia)	6,050	..	..	..	..	6,22,861	..	..	..	..
Other Foreign Countries	18	65	31	17	75	4,353	11,826	5,658	4,190	13,392
TOTAL FOREIGN COUNTRIES	37,279	54,505	40,316	40,550	103,364	59,37,070	81,29,904	37,58,836	37,84,822	67,43,076
Share of Bengal	*188,411*	*122,224*	*81,641*	*28,875*	*9,984*	*2,63,37,565*	*1,00,95,521*	*60,75,241*	*24,07,396*	*6,45,709*
,, *Bombay*	*141,997*	*118,315*	*35,954*	*9,904*	*25,796*	*2,02,61,767*	*1,41,23,134*	*34,27,635*	*12,32,601*	*23,70,680*
,, *Sind*	*34,584*	*10,217*	*3,114*	*1,379*	*3,766*	*49,42,004*	*8,45,971*	*3,44,535*	*1,71,041*	*3,52,743*
,, *Madras*	*9,602*	*11,024*	*28,937*	*36,328*	*83,550*	*13,11,621*	*14,99,937*	*24,04,224*	*31,66,519*	*43,46,504*
,, *Burma*	*9,854*	*15,032*	*3,714*	*666*	*1,187*	*13,62,139*	*15,98,074*	*4,68,537*	*1,20,360*	*1,16,367*
TOTAL	384,448	277,412	156,360	76,952	124,313	5,42,05,086	3,81,62,637	1,17,60,525	70,97,947	83,70,161
Graphite crucibles (II. B)—										
United Kingdom (*including* Channel Islands)	2,076	2,460	2,874	2,198	2,040	1,52,794	1,27,567	1,49,900	1,17,525	1,16,503
Other British Possessions	..	..	..	3	..	..	..	..	78	..
TOTAL BRITISH EMPIRE	2,076	2,460	2,874	2,201	2,040	1,52,794	1,27,567	1,49,900	1,17,603	1,16,503
Germany	282	666	955	470	948	9,030	22,447	30,787	21,071	38,578
Japan	49	11	29	..	983	497	549	924	..	21,924
United States of America—										
Via Atlantic Coast	42	77	125	24	35	2,316	3,116	7,360	2,016	1,599
Other Foreign Countries	39	12	27	7	..	3,157	493	777	435	5
TOTAL FOREIGN COUNTRIES	412	766	1,136	501	1,966	15,000	26,605	39,848	23,522	62,106
Share of Bengal	*767*	*997*	*600*	*82*	*1,487*	*33,498*	*41,658*	*17,279*	*4,596*	*59,053*
,, *Bombay*	*2,058*	*1,742*	*2,811*	*1,861*	*1,969*	*1,02,176*	*82,615*	*1,39,733*	*94,937*	*90,731*
,, *Sind*	*391*	*397*	*441*	*523*	*393*	*23,849*	*18,623*	*23,845*	*27,295*	*23,316*
,, *Madras*	*161*	*163*	*125*	*230*	*157*	*8,502*	*8,779*	*6,964*	*13,006*	*8,491*
,, *Burma*	*11*	*37*	*33*	*6*	..	*669*	*2,498*	*2,121*	*291*	..
TOTAL	3,388	3,226	4,010	2,702	4,006	1,68,694	1,54,172	1,89,748	1,41,125	1,78,906
Gums and Resins—										
***Arabic* (*II. D*)—**	Cwts.	Cwts.	Cwts.	Cwts.	Cwts.					
United Kingdom (*including* Channel Islands)	499	2,447	139	12	25	14,698	64,042	4,383	862	757
Aden and Dependencies	6,330	2,789	1,343	975	1,907	1,78,511	69,488	30,622	24,28	22,784
Somaliland Protectorate	531	125	79	..	94	17,170	3,135	1,825	..	2,127
Anglo-Egyptian Sudan	454	590	1,068	808	874	13,900	15,400	23,440	17,802	20,139
Other British Possessions	212	45	7	43	227	4,309	1,250	225	1,072	4,471
TOTAL BRITISH EMPIRE	8,026	5,996	2,676	1,838	2,227	2,22,928	1,53,315	60,495	44,801	50,278

No. 10—*continued*

ARTICLES, AND COUNTRIES OF CONSIGNMENT; ALSO SHARE OF EACH PROVINCE	Quantity					Value				
	1929-30	1930-31	1931-32	1932-33	1933-34	1929-30	1930-31	1931-32	1932-33	1933-34
Gums and Resins—*continued*	Cwts.	Cwts.	Cwts.	Cwts.	Cwts.	R	R	R	R	R
***Arabic (II. D)*—continued**										
Germany	55	180	21	236	16	2,787	10,108	793	9,257	368
Other Native States in Arabia	910	692	225	161	70	27,428	18,483	4,765	3,595	1,576
Persia	7	214	12	6	..	154	6,009	270	36	..
Egypt	806	771	940	1,155	191	11,474	25,484	28,182	26,275	3,826
Italian East Africa (Somaliland and Eritrea)	1,331	958	397	746	..	34,605	19,941	8,618	15,312	..
Other Foreign Countries	3	166	233	273	115	102	4,670	5,774	5,796	3,475
TOTAL FOREIGN COUNTRIES	2,012	2,981	1,828	2,577	392	76,550	84,695	48,402	60,271	9,245
Share of Bengal	*353*	*1,060*	*1,126*	*1,597*	*344*	*14,246*	*32,268*	*34,182*	*36,324*	*19,945*
,, *Bombay*	*9,988*	*7,234*	*3,304*	*2,597*	*1,748*	*2,76,686*	*1,73,731*	*73,342*	*63,013*	*38,925*
,, *Sind*	*247*	*98*	*74*	*117*	*26*	*5,500*	*2,068*	*1,347*	*2,187*	*661*
,, *Madras*	*49*	*184*	..	*104*	..	*2,796*	*7,124*	*25*	*2,148*	..
,, *Burma*	*1*	*401*	..	..	*1*	*260*	*22,819*	*2*	..	*89*
TOTAL	10,638	8,977	4,504	4,415	2,619	2,99,488	2,38,010	1,08,898	1,03,672	59,623
***Benjamin (II. D)*—**	Cwts.	Cwts.	Cwts.	Cwts.	Cwts.					
United Kingdom (*including* Channel Islands)	1	825	12	845	..	112	37,523	720	33,030	..
Ceylon (*excluding* Maldives)	493	146	7	225	1	20,859	3,703	278	11,300	28
Straits Settlements	18,264	15,914	17,781	19,334	20,295	10,04,761	8,31,829	8,90,883	9,49,257	8,86,008
Other British Possessions	7	2	96	55	9	391	119	2,538	1,954	505
TOTAL BRITISH EMPIRE	18,765	16,887	17,896	20,459	20,305	10,26,123	8,73,174	8,94,419	9,95,541	8,86,541
Sumatra	..	22	220	57	75	..	1,245	12,621	3,377	3,167
Java	11	2	124	29	466	430	94	5,469	580	11,430
Other Foreign Countries	13	2	1	1	117	821	65	63	17	4,431
TOTAL FOREIGN COUNTRIES	24	26	345	87	658	1,251	1,404	18,153	3,974	19,028
Share of Bengal	*1,531*	*1,477*	*1,312*	*1,561*	*2,046*	*98,777*	*90,609*	*73,518*	*78,480*	*85,973*
,, *Bombay*	*8,584*	*6,787*	*7,931*	*9,197*	*8,178*	*4,98,787*	*3,81,472*	*4,61,071*	*5,48,108*	*4,55,467*
,, *Sind*	*85*	*102*	*66*	*78*	*167*	*4,894*	*5,334*	*3,450*	*3,285*	*5,971*
,, *Madras*	*7,682*	*7,642*	*8,102*	*8,913*	*9,723*	*3,69,995*	*3,48,209*	*3,28,320*	*3,35,145*	*3,24,060*
,, *Burma*	*907*	*905*	*830*	*807*	*849*	*54,921*	*48,754*	*46,213*	*34,497*	*34,098*
TOTAL	18,789	16,913	18,241	20,546	20,963	10,27,374	8,74,578	9,12,572	9,99,515	9,05,569
***Dammer (resins) (II. D)*—**	Cwts.	Cwts.	Cwts.	Cwts.	Cwts.					
United Kingdom (*including* Channel Islands)	4,024	..	356	..	1,755	31,842	..	10,324	12	17,072
Straits Settlements	31,288	28,603	33,127	49,127	48,722	2,48,671	2,18,611	2,45,372	3,52,545	3,35,424
Federated Malay States	1,494	1,340	1,085	2,541	1,196	13,395	11,664	10,378	20,357	8,821
Other British Possessions	51	109	86	90	118	423	3,605	2,040	2,433	3,082
TOTAL BRITISH EMPIRE	36,857	30,052	34,654	51,758	51,791	2,80,331	2,33,880	2,68,114	3,75,347	3,64,399
Belgium	..	..	..	22	111	..	..	..	1,331	7,004
United States of America—										
Via Atlantic Coast	..	..	..	..	713	..	..	..	..	6,470
Other Foreign Countries	..	..	103	82	82	..	..	803	1,234	1,963
TOTAL FOREIGN COUNTRIES	..	..	103	104	906	..	..	803	2,565	15,437

No. 10—*continued*

ARTICLES, AND COUNTRIES OF CONSIGNMENT; ALSO SHARE OF EACH PROVINCE	Quantity					Value				
	1929-30	1930-31	1931-32	1932-33	1933-34	1929-30	1930-31	1931-32	1932-33	1933-34
Gums and Resins—*continued*						R	R	R	R	R
***Dammar resins (II. D)*—continued.**	Cwts.	Cwts.	Cwts.	Cwts.	Cwts.					
Share of Bengal	*35,846*	*29,229*	*23,651*	*24,496*	*23,215*	*2,74,164*	*2,22,657*	*1,73,245*	*1,72,461*	*1,45,517*
,, *Bombay*	*29*	*107*	*2,643*	*8,122*	*7,975*	*1,800*	*3,590*	*43,089*	*75,082*	*85,709*
,, *Sind*	*11*	--	*21*	..	*20*	*392*	..	*665*	..	*492*
,, *Madras*	*971*	*716*	*1,689*	*3,162*	*3,504*	*12,975*	*7,633*	*14,193*	*21,449*	*27,439*
,, *Burma*	--	..	*6,753*	*16,082*	*17,683*	..	..	*37,912*	*1,03,350*	*1,20,379*
TOTAL	36,857	30,052	34,757	51,862	52,697	2,89,331	2,33,850	2,68,917	3,77,912	3,79,836
***Olibanum or Frankincense (II. D)*—**	Cwts.	Cwts.	Cwts.	Cwts.	Cwts.					
Aden and Dependencies	6,434	2,459	599	1,482	2,328	96,406	30,445	7,362	15,150	24,818
Other British Possessions	340	334	4	203	63	4,106	3,554	53	2,183	717
TOTAL BRITISH EMPIRE	6,824	2,793	603	1,685	2,391	90,512	33,999	7,415	17,333	25,535
Maskat Territory and Trucial Oman	12,419	11,598	7,997	10,153	11,746	1,63,057	1,22,289	81,181	98,437	1,25,218
Other Native States in Arabia	14,640	13,215	9,340	6,411	10,908	1,82,103	1,25,085	94,553	64,826	1,17,279
Italian East Africa (Somaliland and Eritrea)	120	196	60	75	..	1,311	5,627	600	617	..
Other Foreign Countries	205	270	56	..	5	2,921	3,420	1,344	10	255
TOTAL FOREIGN COUNTRIES	27,384	25,279	17,453	16,639	22,659	3,49,392	2,56,421	1,77,628	1,64,090	2,42,752
Share of Bombay	*34,208*	*28,071*	*18,036*	*18,306*	*25,028*	*4,48,903*	*2,90,393*	*1,84,555*	*1,81,231*	*2,67,881*
,, *Sind*	..	*1*	*18*	*18*	*13*	..	*11*	*147*	*180*	*134*
,, *Madras*	..	--	*2*	..	*8*	*1*	*16*	*38*	*2*	*861*
,, *Burma*	..	..	..	..	*1*	..	..	..	*10*	*11*
TOTAL	34,208	28,072	18,056	18,324	25,050	4,48,904	2,90,420	1,85,043	1,81,423	2,68,287
***Resin (II. D)*—**	Cwts.	Cwts.	Cwts.	Cwts.	Cwts.					
United Kingdom (*including* Channel Islands)	503	1,132	601	194	1,680	7,655	12,322	5,771	2,818	17,086
Straits Settlements	29,355	29,819	19,553	747	192	2,26,701	2,24,554	1,22,409	6,120	1,787
Federated Malay States	1,940	848	325	28	..	14,555	6,171	1,884	200	..
Other British Possessions	62	17	311	4	86	630	278	2,709	86	912
TOTAL BRITISH EMPIRE	31,860	31,816	20,790	973	1,958	2,49,541	2,43,325	1,32,953	8,674	19,785
Germany	178	333	258	279	1,974	2,016	4,429	2,724	2,614	18,581
France	514	..	..	..	301	9,780	..	..	..	3,137
United States of America—										
Vid Atlantic Coast	15,750	16,266	12,031	13,214	29,157	2,27,556	2,19,860	1,32,566	1,84,034	2,74,478
,, Pacific ,,	--	35	89	712	1,027	..	626	1,155	7,881	11,017
Other Foreign Countries	70	226	649	475	121	1,215	2,874	4,540	6,040	1,191
TOTAL FOREIGN COUNTRIES	16,512	16,860	13,027	14,680	32,580	2,41,167	2,27,789	1,40,985	1,50,569	3,08,404
Share of Bengal	*15,531*	*13,874*	*11,892*	*10,830*	*26,88-*	*2,21,058*	*1,85,117*	*1,10,154*	*1,14,184*	*2,60,778*
,, *Bombay*	*7,888*	*7,768*	*7,878*	*2,298*	*5,518*	*75,010*	*63,588*	*64,686*	*20,662*	*46,370*
,, *Sind*	*21*	*96*	*633*	*185*	..	*257*	*1,198*	*4,412*	*1,836*	*19*
,, *Madras*	*3,328*	*2,754*	*2,385*	*2,136*	*1,743*	*30,476*	*37,085*	*26,716*	*20,861*	*17,392*
,, *Burma*	*21,707*	*24,184*	*11,049*	*155*	*354*	*1,83,2 8*	*1,91,219*	*67,974*	*1,910*	*3,633*
TOTAL	48,472	48,676	33,817	15,653	34,538	4,90,708	4,71,114	2,73,938	1,59,243	3,28,189

No. 10—*continued*

ARTICLES, AND COUNTRIES OF CONSIGNMENT; ALSO SHARE OF EACH PROVINCE	QUANTITY					VALUE				
	1929-30	1930-31	1931-32	1932-33	1933-34	1929-30	1930-31	1931-32	1932-33	1933-34
Gums and Resins—*continued*						R	R	R	R	R
***Other sorts (H. D)*—**	Cwts.	Cwts.	Cwts.	Cwts.	Cwts.					
United Kingdom (*including* Channel Islands)	5,205	4,023	5,308	3,453	4,802	2,58,733	1,79,011	2,08,333	97,240	1,76,362
Aden and Dependencies	1,921	742	1,174	505	1,220	60,012	14,512	21,328	9,852	14,218
Straits Settlements	2,338	2,864	806	600	461	98,386	77,936	23,702	16,001	10,777
Tanganyika Territory	868	3,519	7,167	18,675	14,071	4,109	35,195	94,782	2,22,351	1,30,236
Somaliland Protectorate	189	56	116	69	236	6,475	1,370	3,581	3,253	6,388
Other British Possessions	101	222	534	369	304	2,963	3,292	7,018	6,979	4,255
TOTAL BRITISH EMPIRE	10,117	10,926	15,100	23,691	21,004	4,25,678	3,11,316	3,58,689	3,55,676	3,42,236
Germany	33	344	771	198	293	2,546	19,969	21,039	9,119	11,161
Belgium	40	101	100	71	324	1,952	3,738	3,466	2,482	9,003
Netherlands	200	274	62	59	61	5,506	4,711	1,665	4,555	1,741
France	..	..	..	110	408	..	..	..	5,151	16,881
Greece	123	160	140	249	130	20,242	24,777	17,202	23,014	9,200
Iraq	215	72	134	..	..	10,150	1,496	5,209	3	..
Persia	52,610	35,755	13,764	9,931	28,027	11,47,885	6,17,555	2,62,715	1,30,613	3,11,204
Japan	105	10	..	43	..	12,564	222	3	956	..
Egypt	..	194	15	25	30	..	5,065	1,764	2,940	2,168
Italian East Africa (Somaliland and Eritrea)	32	171	53	..	277	995	4,438	661	..	5,742
United States of America—*Vid* Atlantic Coast	364	7	..	204	12	7,905	94	20	2,176	656
Other Foreign Countries	65	185	227	121	308	5,310	5,476	2,212	3,925	9,484
TOTAL FOREIGN COUNTRIES	53,787	37,273	15,266	11,011	29,870	12,14,555	6,87,541	3,16,946	1,85,934	3,77,240
Share of Bengal	*2,124*	*2,172*	*2,678*	*1,835*	*3,170*	*35,746*	*76,910*	*60,673*	*50,753*	*87,699*
„ *Bombay*	*60,572*	*44,771*	*26,962*	*31,947*	*46,977*	*15,03,368*	*8,68,230*	*5,34,269*	*4,62,215*	*5,64,244*
„ *Sind*	*78*	*115*	*132*	*230*	*175*	*4,274*	*2,951*	*4,023*	*6,509*	*10,426*
„ *Madras*	*985*	*837*	*492*	*479*	*494*	*41,318*	*32,694*	*21,325*	*16,762*	*22,856*
„ *Burma*	*145*	*304*	*102*	*211*	*148*	*5,527*	*18,072*	*4,945*	*5,371*	*4,351*
TOTAL	63,904	48,199	30,366	34,702	50,964	16,40,233	9,98,857	6,75,685	5,41,610	17,19,476
***Total Gums and Resins*—**	Cwts.	Cwts.	Cwts.	Cwts.	Cwts.					
United Kingdom (*including* Channel Islands)	10,460	8,661	6,411	4,707	8,324	3,15,770	2,95,788	2,29,531	1,35,347	2,11,977
Aden and Dependencies	14,735	5,990	3,181	2,962	4,555	3,28,929	1,14,445	60,258	49,234	61,820
Ceylon (*excluding* Maldives)	591	148	36	228	201	21,713	3,744	768	11,347	4,043
Straits Settlements	81,245	76,700	71,267	69,808	69,671	15,68,528	13,52,930	12,82,456	13,23,923	12,34,007
Federated Malay States	3,441	2,190	1,478	2,626	1,205	28,341	17,954	13,930	22,541	9,326
Zanzibar and Pemba	195	277	184	102	113	3,916	5,631	3,667	2,643	2,995
Tanganyika Territory	575	3,562	7,167	18,706	14,083	8,409	36,305	94,782	2,23,002	1,30,601
Somaliland Protectorate	720	181	195	89	330	23,595	4,505	5,356	3,253	8,515
Anglo-Egyptian Sudan	454	590	1,088	808	874	13,300	15,400	23,440	17,602	20,139
Other British Possessions	33	171	767	368	410	622	2,217	7,898	7,080	5,551
TOTAL BRITISH EMPIRE	112,449	98,470	91,719	100,404	99,766	23,13,123	18,49,009	17,22,086	17,95,972	16,88,874
Germany	208	857	1,050	717	2,323	8,009	34,506	24,556	21,171	30,811
Netherlands	200	274	207	426	166	5,506	4,711	3,719	11,546	4,788
Belgium	40	101	305	166	440	1,952	3,738	8,109	4,684	16,338
France	661	94	49	110	709	11,826	3,895	1,738	5,151	20,016
Greece	123	160	140	249	130	20,242	24,777	17,202	23,014	9,200
Muskat Territory and Trucial Oman	12,420	11,651	7,997	10,455	11,882	1,63,084	1,22,936	81,142	1,03,833	1,28,718
Other Native States in Arabia	15,550	13,914	9,565	6,575	10,998	2,09,531	1,43,658	99,318	68,522	1,19,280
Iraq	221	286	184	..	..	10,275	6,096	5,209	3	..
Persia	52,818	36,289	13,832	9,941	28,027	11,50,409	6,26,984	2,84,329	1,30,759	3,11,204

No. 10—*continued*

ARTICLES, AND COUNTRIES OF CONSIGNMENT; ALSO SHARE OF EACH PROVINCE	Quantity					Value				
	1929-30	1930-31	1931-32	1932-33	1933-34	1929-30	1930-31	1931-32	1932-33	1933-34
Gums and Resins—*concluded*						R	R	R	R	R
***Total Gums and Resins*—continued**	Cwts.	Cwts.	Cwts.	Cwts.	Cwts.					
Sumatra	..	22	222	57	75	..	1,245	12,631	3,377	3,167
Java	11	4	124	81	496	430	149	5,478	1,021	12,021
Japan	175	117	14	67	95	13,704	1,567	222	1,197	3,342
Egypt	306	965	955	1,180	221	11,474	30,549	29,946	29,215	5,904
Italian East Africa (Somaliland and Eritrea)	1,483	1,325	510	821	277	56,911	30,006	9,869	16,129	5,742
United States of America—										
Vid Atlantic Coast	16,114	16,278	12,031	13,420	29,882	2,35,461	2,19,954	1,32,586	1,37,317	2,81,004
„ Pacific „	..	35	89	712	1,027	..	626	1,155	7,881	11,017
Other Foreign Countries	29	152	798	121	322	4,101	2,450	5,713	2,383	8,871
TOTAL FOREIGN COUNTRIES	100,419	82,419	48,022	45,098	87,065	18,82,915	12,57,850	7,02,917	5,67,403	9,72,106
Share of Bengal	*55,385*	*47,812*	*40,659*	*40,359*	*56,158*	*6,93,991*	*6,07,561*	*4,51,686*	*4,53,302*	*6,00,109*
„ *Bombay*	*121,269*	*94,736*	*66,734*	*72,467*	*95,424*	*23,04,554*	*17,81,198*	*14,11,309*	*13,50,231*	*14,33,599*
„ *Sind*	*442*	*412*	*944*	*628*	*401*	*15,417*	*11,472*	*13,844*	*13,797*	*17,703*
„ *Madras*	*13,012*	*12,133*	*12,670*	*14,793*	*15,812*	*4,57,560*	*4,32,764*	*3,91,113*	*3,96,357*	*3,98,008*
„ *Burma*	*22,760*	*25,794*	*13,734*	*17,255*	*19,036*	*2,24,516*	*2,13,864*	*1,57,046*	*1,50,638*	*1,62,561*
TOTAL	212,868	180,889	139,741	145,502	186,831	41,96,038	31,06,859	24,25,003	23,63,375	26,60,980
Hair and manufactures of hair—										
***Hair of all kinds (II. S)*—**	Cwts.	Cwts.	Cwts.	Cwts.	Cwts.					
United Kingdom (*including* Channel Islands)	112	95	55	32	46	12,407	15,541	4,919	4,030	3,405
Hongkong	26	56	19	15	6	15,640	18,638	6,615	4,260	1,404
Other British Possessions	1	..	..	25	2	218	..	24	76	47
TOTAL BRITISH EMPIRE	139	151	74	72	54	28,265	34,179	11,558	8,366	4,856
Maskat Territory and Trucial Oman	476	439	830	780	593	11,942	8,316	16,097	11,515	9,684
Persia	776	389	437	473	937	22,895	9,095	9,155	9,047	19,536
Other Foreign Countries	2	4	28	1	4	1,367	2,444	1,234	429	894
TOTAL FOREIGN COUNTRIES	1,254	832	1,295	1,254	1,534	36,204	19,855	26,486	20,991	30,114
Share of Bengal	*88*	*66*	*39*	*7*	*44*	*3,613*	*11,736*	*2,874*	*1,138*	*3,626*
„ *Bombay*	*21*	*33*	*16*	*55*	*24*	*3,922*	*6,543*	*1,679*	*3,304*	*934*
„ *Sind*	*1,255*	*828*	*1,292*	*1,246*	*1,524*	*35,017*	*17,411*	*25,588*	*20,817*	*28,998*
„ *Madras*	..	..	*2*	*2*	..	..	*513*	*286*	*88*	*3*
„ *Burma*	*29*	*56*	*19*	*15*	*6*	*17,117*	*18,832*	*6,534*	*4,310*	*1,411*
TOTAL	1,393	983	1,369	1,326	1,588	64,469	54,034	38,044	29,357	34,970
***Manufactures of hair*, other than *toilet requisites (III. U)*—**										
United Kingdom (*including* Channel Islands)	—	—	—	—	—	20,530	39,166	8,074	11,330	18,819
Other British Possessions	—	—	—	—	—	..	..	..	20	..
TOTAL BRITISH EMPIRE	—	—	—	—	—	20,530	39,166	8,074	11,350	18,819
TOTAL FOREIGN COUNTRIES	—	—	—	—	—	178	..	124	..	528
Share of Bengal	—	—	—	—	—	*20,204*	*38,476*	*8,190*	*10,941*	*17,968*
„ *Bombay*	—	—	—	—	—	*460*	*643*	*463*	..	*1,379*
„ *Madras*	—	—	—	—	—	..	..	*144*	*351*	
„ *Burma*	—	—	—	—	—	*45*	*47*	..	*58*	..
TOTAL	—	—	—	—	—	20,708	39,166	8,198	11,350	19,347
Total value of Hair and manufactures of hair	—	—	—	—	—	85,172	1,13,200	41,242	40,707	54,317

No. 10—*continued*

ARTICLES, AND COUNTRIES OF CONSIGNMENT; ALSO SHARE OF EACH PROVINCE	Quantity					Value				
	1929-30	1930-31	1931-32	1932-33	1933-34	1929-30	1930-31	1931-32	1932-33	1933-34
						R	R	R	R	R
Hardware (*excluding* cutlery and electroplated ware)—										
Agricultural implements (III. D)—										
United Kingdom (*including* Channel Islands)	—	—	—	—	—	11,76,037	7,44,241	4,80,382	5,58,650	5,82,777
Union of South Africa	—	—	—	—	—	..	..	..	5,874	..
Other British Possessions	—	—	—	—	—	1,084	1,157	299	289	744
TOTAL BRITISH EMPIRE	—	—	—	—	—	11,77,121	7,45,398	4,80,686	5,64,813	5,83,521
Germany	—	—	—	—	—	39,184	70,402	23,381	25,747	13,978
United States of America—										
Vid Atlantic Coast	—	—	—	—	—	1,48,498	50,975	43,384	37,179	29,150
„ Pacific „	—	—	—	—	—	147	..	..	2,170	935
Other Foreign Countries	—	—	—	—	—	4,658	8,821	5,282	1,849	1,951
TOTAL FOREIGN COUNTRIES	—	—	—	—	—	1,92,487	1,25,198	72,047	67,244	46,014
Share of Bengal	—	—	—	—	—	*7,91,761*	*3,48,407*	*2,32,889*	*2,66,863*	*2,91,818*
„ *Bombay*	—	—	—	—	—	*1,74,273*	*1,39,056*	*72,921*	*65,360*	*38,617*
„ *Sind*	—	—	—	—	—	*47,531*	*11,694*	*22,255*	*22,029*	*29,067*
„ *Madras*	—	—	—	—	—	*2,20,637*	*2,37,920*	*1,67,744*	*2,04,045*	*1,76,533*
„ *Burma*	—	—	—	—	—	*1,35,406*	*1,33,619*	*56,924*	*73,760*	*93,600*
TOTAL	—	—	—	—	—	13,69,608	8,70,696	5,52,738	6,32,057	6,29,535
Buckets of tinned or galvanized iron (III. D)—										
United Kingdom (*including* Channel Islands)	—	—	—	—	—	1,59,694	1,13,148	44,676	20,532	17,811
Other British Possessions	—	—	—	—	—	495	740	215	275	244
TOTAL BRITISH EMPIRE	—	—	—	—	—	1,50,189	1,13,888	44,891	20,807	18,055
Germany	—	—	—	—	—	35,014	22,020	10,750	2,685	7,012
Other Foreign Countries	—	—	—	—	—	385	249	1,598	264	1,140
TOTAL FOREIGN COUNTRIES	—	—	—	—	—	35,399	22,269	12,348	2,949	8,152
Share of Bengal	—	—	—	—	—	*8,539*	*8,810*	*2,256*	*2,284*	*2,541*
„ *Bombay*	—	—	—	—	—	*6,218*	*1,649*	*3,265*	*2,347*	*7,752*
„ *Sind*	—	—	—	—	—	*685*	*622*	*704*	*176*	*679*
„ *Madras*	—	—	—	—	—	*8,785*	*5,675*	*3,839*	*3,914*	*5,330*
„ *Burma*	—	—	—	—	—	*1,70,360*	*1,19,396*	*47,177*	*15,035*	*9,655*
TOTAL	—	—	—	—	—	1,94,588	1,36,152	57,239	23,756	25,207

No. 10—*continued*

ARTICLES, AND COUNTRIES OF CONSIGNMENT; ALSO SHARE OF EACH PROVINCE	QUANTITY					VALUE				
	1929-30	1930-31	1931-32	1932-33	1933-34	1929-30	1930-31	1931-32	1932-33	1933-34
						R	R	R	R	R
Hardware (*excluding* cutlery and electroplated ware)—*continued*										
Builders' hardware, such as locks, hinges, door bolts, etc. (III. D)—										
United Kingdom (*including* channel Islands)	—	—	—	—	—	9,08,137	12,28,875	8,09,0[illegible]	4,08,0[illegible]	3,16,040
Ceylon (*excluding* Maldives)	—	—	—	—	—	1,828	5,217	3,698	7,68[illegible]	[illegible]
Other British Possessions	—	—	—	—	—	404	[illegible]89	582	1,071	1,36
TOTAL BRITISH EMPIRE	—	—	—	—	—	10,00,669	12,34,479	8,13,319	5,06,827	3,70,[illegible]
Sweden	—	—	—	—	—	4,71,170	5,42,980	4,07,833	5,59,886	4,14,285
Norway	—	—	—	—	—	6,141	848	2,545	..	1,274
Germany	—	—	—	—	—	33,42,059	13,33,277	10,17,088	15,43,178	11,71,089
Netherlands	—	—	—	—	—	1,260	11,309	1,348	..	680
Belgium	—	—	—	—	—	57,981	48,038	44,835	54,346	28,058
France	—	—	—	—	—	2,728	301	562	14,388	2,297
Austria	—	—	—	—	—	6,331	3,467	4,017	2,419	1,511
Czechoslovakia	—	—	—	—	—	5,880	2,221	3,782	1,317	67
Japan	—	—	—	—	—	12,086	8,307	6,660	15,984	66,382
United States of America—										
Vid Atlantic Coast	—	—	—	—	—	1,07,721	98,019	65,154	19,310	13,180
„ Pacific „	—	—	—	—	—	..	89	540	..	..
Other Foreign Countries	—	—	—	—	—	1,384	1,853	1,501	2,536	2,195
TOTAL FOREIGN COUNTRIES	—	—	—	—	—	30,15,047	20,51,209	16,46,465	22,13,362	17,00,028
Share of Bengal	—	—	—	—	—	*11,47,523*	*8,23,420*	*6,58,228*	*10,79,873*	*6,97,108*
„ *Bomay*	—	—	—	—	—	*12,16,736*	*8,11,123*	*5,82,271*	*4,27,313*	*3,[illegible],660*
„ *Sind*	—	—	—	—	—	*5,60,357*	*5,26,455*	*5,43,430*	*6,04,620*	*4,83,002*
„ *Madras*	—	—	—	—	—	*7,43,887*	*7,97,626*	*4,62,113*	*4,41,955*	*3,73,164*
„ *Burma*	—	—	—	—	—	*3,47,763*	*3,27,154*	*2,19,862*	*1,66,422*	*1,69,403*
TOTAL	—	—	—	—	—	40,16,316	32,85,778	24,50,804	27,20,180	20,70,[illegible]7
Domestic hardware, other than ***enamelled ironware (III. D)***—										
United Kingdom (*including* Channel Islands)	—	—	—	—	—	3,42,264	2,71,018	2,11,[illegible]20	2,18,592	2,41,491
Ceylon (*excluding* Maldives)	—	—	—	—	—	4,531	8,686	4,8[illegible]5	4,317	3,660
Straits Settlements	—	—	—	—	—	5,576	4,087	3,654	2,127	2,748
Other British Possessions	—	—	—	—	—	1,977	3,701	4,077	3,025	3,072
TOTAL BRITISH EMPIRE	—	—	—	—	—	3,54,348	2,87,582	2,26,865	2,28,761	2,49,[illegible]9
Sweden	—	—	—	—	—	65,760	62,011	70,[illegible]08	6[illegible],718	79,813
Germany	—	—	—	—	—	5,24,875	3,31,892	2,25,200	2,7[illegible],[illegible]26	1,93,[illegible]16
Belgium	—	—	—	—	—	11,977	1,406	24,060	12,[illegible]83	24,[illegible]43
France	—	—	—	—	—	15,442	11,203	22,105	16,044	8,879
Italy (*including* Fiume)	—	—	—	—	—	12,175	5,216	2,619	2,776	941
Austria	—	—	—	—	—	64,891	25,55[illegible]	13,[illegible]43	15,631	17,117
Czechoslovakia	—	—	—	—	—	28,150	25,949	15,6[illegible]8	13,797	4,[illegible]02
Japan	—	—	—	—	—	93,531	67,654	64,62[illegible]	1,16,[illegible]61	1,20,731
United States of America—										
Vid Atlantic Coast	—	—	—	—	—	1,02,224	2,03,635	1,29,010	1,11,113	1,81,[illegible]00
„ Pacific „	—	—	—	—	—	1,370	88	65	190	50
Other Foreign Countries	—	—	—	—	—	6,159	1,741	3,[illegible]6	5,[illegible]50	3,[illegible]6
TOTAL FOREIGN COUNTRIES	—	—	—	—	—	9,26,560	7,36,353	6,64,717	6,36,722	5,[illegible],148

No. 10—*continued*

ARTICLES, AND COUNTRIES OF CONSIGNMENT; ALSO SHARE OF EACH PROVINCE	QUANTITY					VALUE				
	1929-30	1930-31	1931-32	1932-33	1933-34	1929-30	1930-31	1931-32	1932-33	1933-34
						R	R	R	R	R
Hardware (*excluding* cutlery and electroplated ware)—*continued*										
Domestic hardware, other than ***enamelled ironware*** (*III. D*)—continued										
Share of Bengal	—	—	—	—	—	*3,11,980*	*1,94,895*	*1,28,237*	*1,52,875*	*1,04,333*
„ *Bombay*	—	—	—	—	—	*4,24,780*	*2,57,766*	*2,49,080*	*2,36,602*	*2,27,220*
„ *Sind*	—	—	—	—	—	*1,39,965*	*1,71,416*	*1,33,046*	*1,17,290*	*1,64,037*
„ *Madras*	—	—	—	—	—	*2,12,166*	*2,60,747*	*1,44,563*	*1,96,355*	*1,58,183*
Burma	—	—	—	—	—	*1,92,717*	*1,39,111*	*1,16,656*	*1,62,331*	*1,61,854*
TOTAL	—	—	—	—	—	12,80,908	10,23,935	8,21,582	8,65,483	8,05,657
Enamelled ironware (*III. D*)—										
United Kingdom (*including* Channel Islands)	—	—	—	—	—	1,82,299	1,34,243	1,06,794	1,33,632	1,29,440
Other British Possessions	—	—	—	—	—	9,696	5,060	2,978	2,569	6,255
TOTAL BRITISH EMPIRE	—	—	—	—	—	1,91,995	1,39,303	1,09,772	1,37,201	1,35,695
Sweden	—	—	—	—	—	4,725	7,140	9,839	20,664	38,732
Poland (*including* Dantzig)	—	—	—	—	—	5,006	1,809	..	535	1,866
Germany	—	—	—	—	—	3,59,784	2,55,268	1,54,275	1,79,119	1,24,053
Netherlands	—	—	—	—	—	15,321	14,385	5,060	3,823	3,348
Belgium	—	—	—	—	—	1,613	3,473	6,712	4,638	9,864
Italy (*including* Fiume)	—	—	—	—	—	18,634	6,256	11,792	8,611	11,905
Austria	—	—	—	—	—	1,06,558	31,647	27,191	17,346	29,764
Hungary	—	—	—	—	—	30	903	1,390	11,270	14,352
Czechoslovakia	—	—	—	—	—	7,13,509	5,77,339	2,76,257	2,99,352	2,60,992
Japan	—	—	—	—	—	17,45,287	13,14,359	8,91,237	16,03,075	15,23,044
United States of America—										
Mid Atlantic Coast	—	—	—	—	—	9,801	11,456	5,073	179	1,419
Other Foreign Countries	—	—	—	—	—	4,009	1,475	5,529	1,727	7,365
TOTAL FOREIGN COUNTRIES	—	—	—	—	—	29,84,937	22,25,520	13,94,355	21,50,349	20,27,604
Share of Bengal	—	—	—	—	—	*9,77,063*	*7,79,710*	*4,49,513*	*7,63,022*	*6,99,712*
„ *Bombay*	—	—	—	—	—	*6,61,285*	*4,26,574*	*3,73,660*	*5,66,108*	*4,87,445*
„ *Sind*	—	—	—	—	—	*1,23,356*	*1,12,055*	*1,40,578*	*1,24,368*	*2,18,217*
„ *Madras*	—	—	—	—	—	*3,91,886*	*4,85,520*	*2,41,959*	*3,64,229*	*3,39,477*
„ *Burma*	—	—	—	—	—	*10,23,342*	*5,60,964*	*3,00,417*	*4,90,763*	*4,18,445*
TOTAL	—	—	—	—	—	31,76,932	23,64,823	15,04,127	22,87,550	21,63,299
Gas mantles (*III. D*)—										
United Kingdom (*including* Channel Islands)	—	—	—	—	—	1,36,493	[68,851	[36,533	80,670	67,744
Other British Possessions	—	—	—	—	—	9	1	..	..	2
TOTAL BRITISH EMPIRE	—	—	—	—	—	1,36,502	68,852	36,533	[80,670	67,746

No. 10—*continued*

ARTICLES, AND COUNTRIES OF CONSIGNMENT; ALSO SHARE OF EACH PROVINCE	Quantity					Value				
	1929-30	1930-31	1931-32	1932-33	1933-34	1929-30	1930-31	1931-32	1932-33	1933-34
						R	R	R	R	R
Hardware (*excluding* cutlery and electroplated ware)—*continued*										
Gas mantles (III. D)—continued										
Sweden	—	—	—	—	—	17,839	17,542	14,304	33,053	18,715
Germany	—	—	—	—	—	5,14,418	4,47,268	2,68,937	6,39,566	3,71,757
Japan	—	—	—	—	—	7,300	10,095	2,808	26,636	7,830
United States of America—										
Vid Atlantic Coast	—	—	—	—	—	1,58,184	83,109	66,837	84,449	25,057
„ Pacific „	—	—	—	—	—	1	..	..	..	..
Other Foreign Countries	—	—	—	—	—	7,164	1,536	2,319	699	2,213
TOTAL FOREIGN COUNTRIES	—	—	—	—	—	7,01,906	5,59,610	3,56,295	7,84,403	4,26,172
Share of Bengal	—	—	—	—	—	*1,62,873*	*1,84,662*	*1,04,757*	*1,87,173*	*1,32,314*
„ *Bombay*	—	—	—	—	—	*4,55,631*	*3,49,149*	*2,37,906*	*4,59,411*	*2,85,837*
„ *Sind*	—	—	—	—	—	*15,574*	*29,818*	*27,053*	*60,760*	*33,378*
„ *Madras*	—	—	—	—	—	*1,32,954*	*88,503*	*23,077*	*1,27,739*	*49,079*
„ *Burma*	—	—	—	—	—	*76,076*	*6,040*	*6*	..	*360*
TOTAL	—	—	—	—	—	8,41,408	6,28,462	3,92,828	8,65,073	4,99,918
Implements and tools other than *agricultural implement and machine tools (III. D)*—										
United Kingdom (*including* Channel Islands)	—	—	—	—	—	38,08,601	23,74,476	17,04,292	18,44,036	18,80,582
Straits Settlements (*including* Labuan)	—	—	—	—	—	5,437	1,806	3,225	1,234	2,410
Canada—										
Vid Atlantic Coast	—	—	—	—	—	9,572	23,801	4,638	4,818	624
Commonwealth of Australia	—	—	—	—	—	26,840	10,741	303	8	1,004
Other British Possessions	—	—	—	—	—	4,105	2,234	2,936	2,511	1,384
TOTAL BRITISH EMPIRE	—	—	—	—	—	38,54,555	24,13,058	17,15,389	18,52,782	18,86,094
Sweden	—	—	—	—	—	78,715	90,211	98,873	1,10,901	1,06,161
Poland (*including* Dantzig)	—	—	—	—	—	..	7,584	..	..	..
Germany	—	—	—	—	—	12,80,126	9,66,803	6,59,119	6,57,935	8,67,646
Netherlands	—	—	—	—	—	20,218	18,653	5,204	11,872	8,872
Belgium	—	—	—	—	—	20,116	14,374	14,703	19,552	7,990
France	—	—	—	—	—	2,03,691	80,368	74,286	80,715	59,276
Switzerland	—	—	—	—	—	8,510	804	5,011	6,754	3,340
Italy (*including* Fiume)	—	—	—	—	—	30,142	44,490	66,879	18,136	68,051
Austria	—	—	—	—	—	1,06,259	1,41,936	58,068	30,208	27,453
Hungary	—	—	—	—	—	85,111	20,313	15,951	5	..
Czechoslovakia	—	—	—	—	—	460	3,149	2,059	6,163	15,718
Japan	—	—	—	—	—	5,962	7,009	11,134	28,534	83,662
Egypt	—	—	—	—	—	..	..	..	11,057	2,077
United States of America—										
Vid Atlantic Coast	—	—	—	—	—	14,83,701	11,01,647	7,85,286	6,77,477	7,28,679
„ Pacific „	—	—	—	—	—	5,612	3,615	6,003	..	570
Other Foreign Countries	—	—	—	—	—	3,835	2,318	1,318	4,356	242
TOTAL FOREIGN COUNTRIES	—	—	—	—	—	32,84,458	25,00,269	17,98,894	16,73,666	19,60,617
Share of Bengal	—	—	—	—	—	*26,20,336*	*16,80,964*	*10,85,158*	*10,79,081*	*13,21,136*
„ *Bombay*	—	—	—	—	—	*17,32,082*	*11,56,724*	*10,01,830*	*10,42,853*	*9,42,831*
„ *Sind*	—	—	—	—	—	*3,56,743*	*3,29,771*	*6,85,718*	*7,03,003*	*7,64,970*
„ *Madras*	—	—	—	—	—	*9,65,491*	*6,09,693*	*3,92,573*	*3,65,334*	*4,55,794*
„ *Burma*	—	—	—	—	—	*9,64,161*	*6,16,275*	*3,64,707*	*3,32,671*	*3,66,986*
TOTAL	—	—	—	—	—	71,39,013	49,22,427	35,23,783	35,25,448	38,55,721

No. 10—*continued*

ARTICLES, AND COUNTRIES OF CONSIGNMENT; ALSO SHARE OF EACH PROVINCE	QUANTITY					VALUE				
	1929-30	1930-31	1931-32	1932-33	1933-34	1929-30	1930-31	1931-32	1932-33	1933-34
						R	R	R	R	R
Hardware (*excluding* cutlery and electroplated ware)—*continued*										
Lamps, metal (III, B)—	No.	No.	No.	No.	No.					
United Kingdom (*including* Channel Islands)	35,351	24,030	13,105	21,305	22,996	1,49,084	1,21,513	80,535	86,875	89,834
Straits Settlements	225	1,017	293	29	1,024	521	478	258	153	6,741
Other British Possessions	1,582	429	1,009	166	82	3,500	696	1,436	957	456
TOTAL BRITISH EMPIRE	37,158	26,082	14,797	21,500	24,102	1,53,105	1,22,687	82,229	87,985	97,031
Latvia	..	459	15	..	..	..	7,034	159	..	..
Sweden	6,724	2,502	9,283	8,678	15,681	33,153	20,908	48,030	76,997	1,22,151
Germany	4,354,709	2,864,299	1,921,750	2,787,160	2,570,278	56,44,830	37,08,859	22,94,613	36,13,736	28,11,753
France	4,767	1,242	647	955	114	12,775	6,846	9,506	2,774	2,252
Italy (*including* Fiume)	6,194	7,446	4,152	2,376	902	5,325	5,232	5,016	4,021	1,251
Austria	229,618	116,892	67,316	127,239	115,755	3,31,054	2,38,429	1,33,473	2,03,999	1,85,175
Hungary	8,434	38,032	41,780	52,828	25,415	5,433	20,518	22,456	30,370	18,042
Czechoslovakia	16,884	9,833	24,912	9,148	1,511	22,803	15,878	26,187	12,618	3,817
Japan	1,710	1,182	1,186	63,008	2,58,492	2,105	947	1,304	64,487	1,58,462
United States of America—										
Vid Atlantic Coast	1,285,522	847,412	370,532	9,778	7,21,775	15,84,776	10,19,149	4,54,572	31,960	6,34,261
„ Pacific „	..	..	..	113	..	..	..	..	1,853	..
Other Foreign Countries	4,234	1,928	2,988	531	179	6,274	4,180	9,162	543	1,424
TOTAL FOREIGN COUNTRIES	5,918,796	3,890,817	2,444,511	3,061,823	3,710,102	76,48,528	50,47,975	30,04,478	40,43,558	39,38,591
Share of Bengal	*2,638,901*	*1,680,054*	*1,114,330*	*1,035,130*	*1,267,199*	*29,28,306*	*18,40,835*	*12,00,329*	*12,66,148*	*12,62,776*
„ *Bombay*	*1,372,154*	*763,580*	*577,618*	*800,161*	*872,605*	*23,03,279*	*13,92,955*	*9,71,054*	*13,25,807*	*12,29,696*
„ *Sind*	*595,675*	*450,769*	*261,747*	*421,968*	*461,239*	*7,03,261*	*5,20,967*	*3,01,287*	*5,01,288*	*4,55,410*
„ *Madras*	*1,060,872*	*863,224*	*425,917*	*676,440*	*917,818*	*12,76,546*	*10,27,389*	*4,80,011*	*8,34,058*	*8,71,254*
„ *Burma*	*288,352*	*159,272*	*79,896*	*149,624*	*224,343*	*5,90,241*	*3,88,516*	*1,34,026*	*2,04,242*	*2,16,486*
TOTAL	5,955,954	3,916,899	2,459,308	3,083,323	3,743,204	78,01,633	51,70,662	30,80,707	41,31,543	40,35,622
Lamps, glass (III, B)—	No.	No.	No.	No.	No.					
TOTAL BRITISH EMPIRE	1,891	1,118	295	125	304	3,450	4,859	1,066	1,049	649
Germany	9,708	7,742	10,099	2,260	1,254	12,727	8,847	24,166	7,549	2,285
Japan	7,016	5,781	2,688	28,454	1,65,300	1,707	1,136	636	6,365	43,262
Other Foreign Countries	4,037	7,916	10,863	3,214	3,349	3,845	9,040	8,557	6,007	7,569
TOTAL FOREIGN COUNTRIES	21,361	21,439	24,250	33,928	1,69,912	18,279	19,032	33,359	19,921	53,116
Share of Bengal	*7,702*	*4,348*	*313*	*1*	*2,843*	*6,919*	*7,635*	*1,682*	*115*	*649*
„ *Bombay*	*9,360*	*5,767*	*12,237*	*22,115*	*102,524*	*8,792*	*8,624*	*24,130*	*18,098*	*37,720*
„ *Sind*	*1,146*	*966*	*957*	*1,161*	*2,177*	*632*	*353*	*999*	*275*	*554*
„ *Madras*	*3,444*	*6,193*	*9,700*	*332*	*3,448*	*4,859*	*5,552*	*7,490*	*741*	*1,621*
„ *Burma*	*1,600*	*5,235*	*1,103*	*10,444*	*59,224*	*477*	*2,627*	*734*	*1,741*	*13,321*
TOTAL	33,252	22,567	24,545	34,053	1,70,216	21,729	24,791	35,025	20,970	53,765

No. 10—*continued*

ARTICLES, AND COUNTRIES OF CONSIGNMENT; ALSO SHARE OF EACH PROVINCE	Quantity					Value				
	1929-30	1930-31	1931-32	1932-33	1933-34	1929-30	1930-31	1931-32	1932-33	1933-34
Hardware (*excluding* cutlery and electroplated ware)—*continued*						R	R	R	R	R
Parts of lamps, other than *glass* (*III. D*)—										
United Kingdom (*including* Channel Islands)	—	—	—	—	—	1,07,437	1,06,277	86,046	53,776	44,902
Other British Possessions	—	—	—	—	—	1,113	245	391	229	335
TOTAL BRITISH EMPIRE	—	—	—	—	—	1,08,550	1,06,522	86,437	54,005	45,237
Sweden	—	—	—	—	—	5,731	11,013	12,808	8,450	10,602
Germany	—	—	—	—	—	5,80,086	2,88,802	2,59,900	3,78,000	2,54,628
France		—	—	—	—	4,491	7,604	2,780	771	1,619
Austria	—	—	—	—	—	67,454	28,987	24,716	28,782	21,011
Hungary	—	—	—	—	—	7,692	6,066	7,754	12,463	3,707
Czechoslovakia	—	—	—	—	—	9,950	8,665	6,067	8,074	1,063
Japan	—	—	—	—	—	41,627	25,632	31,931	44,109	55,290
United States of America—										
Vid Atlantic Coast	—	—	—	—	—	55,407	27,225	7,668	11,240	15,175
„ Pacific „	—	—	—	—	—	..	..	..	157	..
Other Foreign Countries	—	—	—	—	—	5,244	3,657	3,275	2,067	2,717
TOTAL FOREIGN COUNTRIES	—	—	—	—	—	7,77,682	4,07,651	3,56,899	4,94,113	3,73,841
Share of Bengal	—	—	—	—	—	*1,96,487*	*1,67,963*	*1,01,730*	*1,11,231*	*1,10,237*
„ *Bombay*	—	—	—	—	—	*5,54,004*	*2,20,646*	*2,50,011*	*3,16,978*	*2,13,591*
„ *Sind*	—	—	—	—	—	*44,030*	*17,084*	*23,845*	*14,190*	*15,858*
„ *Madras*	—	—	—	—	—	*1,30,218*	*79,363*	*60,446*	*97,360*	*75,016*
„ *Burma*	—	—	—	—	—	*50,393*	*30,017*	*7,241*	*8,439*	*6,303*
TOTAL	—	—	—	—	—	9,76,232	5,14,173	4,43,333	5,48,118	4,23,078
Safes and strong boxes of metal (*III. D*)—	No.	No.	No.	No.	No.					
United Kingdom (*including* Channel Islands)	552	1,452	537	144	87	75,727	82,332	28,114	22,626	11,326
Other British Possessions	61	66	83	72	23	5,710	6,091	3,118	3,309	1,629
TOTAL BRITISH EMPIRE	613	1,518	620	216	110	81,437	88,423	26,232	25,935	12,955
Sweden	3,200	..	..	..	716	12,811	..	..	..	1,933
Germany	150	175	101	49	3	21,828	24,958	2,132	2,572	4,199
France	10	27	4	17	..	5,482	2,237	1,467	1,365	..
Austria	272	49	4	..	5	30,037	7,333	338	..	1,390
United States of America—										
Vid Atlantic Coast	166	29	24	19	2	16,529	4,672	3,195	3,128	857
„ Pacific „	..	..	36	..	..	..	..	100	..	..
Other Foreign Countries	45	147	50	62	333	6,129	959	4,545	559	1,961
TOTAL FOREIGN COUNTRIES	3,843	427	229	147	1,059	92,816	40,159	13,777	7,624	9,340
Share of Bengal	*3,602*	*382*	*162*	*93*	*67*	*87,996*	*32,816*	*12,841*	*18,770*	*7,906*
„ *Bombay*	*119*	*35*	*17*	*60*	*1,044*	*33,135*	*24,215*	*4,793*	*3,346*	*8,115*
„ *Sind*	*33*	*14*	*58*	*2*	*5*	*6,380*	*3,287*	*1,847*	*2,735*	*949*
„ *Madras*	*263*	*982*	*211*	*188*	*42*	*13,177*	*15,474*	*5,479*	*7,342*	*6,943*
„ *Burma*	*439*	*532*	*401*	*20*	*11*	*63,615*	*32,791*	*19,048*	*6,369*	*1,768*
TOTAL	4,456	1,945	849	363	1,160	1,74,253	1,25,592	40,009	33,559	22,795
Stoves (*III. D*)—	No.	No.	No.	No.	No.					
United Kingdom (*including* Channel Islands)	39,561	33,231	28,962	17,427	9,428	1,23,814	99,181	1,09,649	69,014	70,976
Other British Possessions	608	67	30	34	46	1,844	635	129	91	181
TOTAL BRITISH EMPIRE	40,169	33,298	28,992	17,461	9,474	1,25,658	99,816	1,09,737	69,105	71,157

No. 10—*continued*

ARTICLES, AND COUNTRIES OF CONSIGNMENT; ALSO SHARE OF EACH PROVINCE	QUANTITY					VALUE				
	1929-30	1930-31	1931-32	1932-33	1933-34	1929-30	1930-31	1931-32	1932-33	1933-34
						R	R	R	R	R
Hardware (*excluding* cutlery and electroplated ware)—*continued*										
Stoves (III. D)—contd	No.	No.	No.	No.	No.					
Sweden	187,908	103,272	67,837	80,669	102,984	7,44,918	3,77,919	2,57,397	2,83,044	3,18,096
Germany	24,018	16,553	13,438	24,096	19,417	62,026	31,912	29,477	32,331	26,248
Belgium	262	1	..	..	..	5,240	33	..	..	..
Austria	17,871	11,432	12,840	13,468	4,435	64,142	30,525	41,919	40,938	15,160
United States of America—										
Vid Atlantic Coast	1,251	1,709	1,052	794	711	80,097	34,749	24,240	12,794	9,092
„ Pacific „	2	..	2	2	..	50	..	47	158	..
Other Foreign Countries	2,580	1,868	261	765	660	18,618	6,949	2,227	4,042	2,430
TOTAL FOREIGN COUNTRIES	233,892	134,835	95,480	119,794	128,216	9,20,091	4,82,087	3,55,307	3,74,207	3,71,026
Share of Bengal	*91,557*	*55,582*	*37,358*	*45,798*	*46,006*	*3,53,099*	*1,96,180*	*1,31,876*	*1,32,315*	*1,39,178*
„ *Bombay*	*87,289*	*49,401*	*48,078*	*58,133*	*56,698*	*3,74,605*	*1,87,888*	*1,97,623*	*2,02,342*	*1,91,932*
„ *Sind*	*32,401*	*16,929*	*10,705*	*13,030*	*11,713*	*1,41,385*	*70,977*	*60,448*	*59,069*	*52,840*
„ *Madras*	*54,845*	*41,597*	*24,847*	*18,059*	*21,225*	*1,32,621*	*99,722*	*52,213*	*35,740*	*45,466*
„ *Burma*	*7,869*	*4,624*	*3,434*	*2,235*	*2,043*	*44,139*	*26,936*	*22,884*	*13,846*	*12,727*
TOTAL	274,061	168,133	124,472	137,255	137,090	10,45,749	5,81,703	4,65,044	4,43,312	4,42,143
Other sorts (III. D)—										
United Kingdom (*including* Channel Islands)	—	—	—	—	—	1,06,89,696	78,00,524	58,88,991	55,55,902	62,38,397
Aden and Dependencies	—	—	—	—	—	12,232	11,837	10,485	3,368	3,544
Bahrein Islands	—	—	—	—	—	5,816	5,188	4,485	5,023	9,232
Ceylon(*excluding* Maldives)	—	—	—	—	—	3,56,036	3,49,793	5,96,205	7,51,887	8,85,699
Straits Settlements	—	—	—	—	—	82,750	46,431	82,194	47,808	1,12,669
Hongkong	—	—	—	—	—	9,413	6,885	4,587	4,550	2,744
Kenya Colony	—	—	—	—	—	8,898	7,733	12,500	6,076	3,733
Canada—										
Vid Atlantic Coast	—	—	—	—	—	45,925	12,851	7,102	5,904	3,907
„ Pacific „	—	—	—	—	—	..	6,230	8	2	125
Commonwealth of Australia	—	—	—	—	—	24,526	12,349	7,038	5,280	8,801
Other British Possessions	—	—	—	—	—	8,913	5,593	9,209	7,008	2,758
TOTAL BRITISH EMPIRE	—	—	—	—	—	1,12,39,205	82,65,414	65,72,804	63,93,888	67,71,609
Esthonia	—	—	—	—	—	1,04,566	1,20,221	55,933	16,068	..
Sweden	—	—	—	—	—	2,31,437	1,85,822	2,16,168	3,84,016	4,66,548
Norway	—	—	—	—	—	84,495	78,551	66,273	72,557	82,220
Denmark	—	—	—	—	—	15,491	18,146	42,133	45,751	43,025
Poland (*including* Dantzig)	—	—	—	—	—	..	14,171	..	..	..
Germany	—	—	—	—	—	51,03,778	32,81,226	26,15,891	34,38,862	28,05,275
Netherlands	—	—	—	—	—	1,40,739	1,08,421	1,02,455	92,591	76,459
Belgium	—	—	—	—	—	2,97,863	2,49,299	1,97,238	2,55,890	2,12,758
France	—	—	—	—	—	2,60,402	1,13,027	1,33,068	1,94,647	1,51,285
Switzerland	—	—	—	—	—	9,602	6,314	9,604	11,593	12,569
Italy (*including* Fiume)	—	—	—	—	—	37,265	2,59,412	1,76,519	1,09,268	86,036
Austria	—	—	—	—	—	4,09,928	1,75,771	1,09,541	1,34,704	1,04,277
Hungary	—	—	—	—	—	14,391	28,813	11,038	1,088	3,644
Czechoslovakia	—	—	—	—	—	10,22,679	5,22,820	3,79,813	5,62,186	5,25,412
Jugo Slavia (Kingdom of Serbs, Croats and Slovenes)	—	—	—	—	—	65,555	80,380	80,829	1,29,763	1,34,571
Maskat Territory and Trucial Oman	—	—	—	—	—	10,581	10,895	8,730	7,254	9,140
Iraq	—	—	—	—	—	36,296	18,727	15,879	16,462	15,252
Persia	—	—	—	—	—	49,174	31,947	15,042	6,581	5,400
Java	—	—	—	—	—	2,11,597	2,66,968	2,51,711	2,27,648	1,23,181
Siam	—	—	—	—	—	6,414	196	82	129	78
China (*excluding* Hongkong and Macao)	—	—	—	—	—	15,781	12,299	10,914	18,833	17,399
Japan	—	—	—	—	—	6,95,303	6,55,837	5,63,902	10,93,689	14,16,656

No. 10—*continued*

ARTICLES, AND COUNTRIES OF CONSIGNMENT; ALSO SHARE OF EACH PROVINCE	QUANTITY					VALUE				
	1929-30	1930-31	1931-32	1932-33	1933-34	1929-30	1930-31	1931-32	1932-33	1933-34
						R	R	R	R	R
Hardware (*excluding* cutlery and electroplated ware)—*continued*										
Other sorts (III. D)—continued										
Egypt	—	—	—	—	—	2,714	11,830	167	217	967
United States of America—*Vid* Atlantic Coast	—	—	—	—	—	22,00,856	18,42,278	11,17,547	6,49,812	6,79,163
„ Pacific „	—	—	—	—	—	17,399	11,253	11,639	8,254	7,132
Other Foreign Countries	—	—	—	—	—	12,063	6,309	4,779	2,718	5,031
TOTAL FOREIGN COUNTRIES	—	—	—	—	—	1,13,87,264	81,10,913	81,46,396	74,29,618	69,83,408
Share of Bengal	—	—	—	—	—	*30,33,208*	*24,64,218*	*22,25,246*	*17,01,343*	*15,03,413*
„ *Bombay*	—	—	—	—	—	*77,77,493*	*50,28,736*	*45,43,349*	*34,57,683*	*31,92,994*
„ *Sind*	—	—	—	—	—	*14,93,339*	*13,19,178*	*9,31,299*	*10,55,813*	*10,27,574*
„ *Madras*	—	—	—	—	—	*26,67,611*	*23,41,028*	*17,32,569*	*16,43,539*	*15,31,644*
„ *Burma*	—	—	—	—	—	*26,04,927*	*21,63,127*	*12,53,648*	*11,30,223*	*12,10,413*
TOTAL	—	—	—	—	—	2,26,26,469	1,63,76,337	1,27,19,199	1,88,23,501	1,87,55,107
Total value of Hardware (excluding *cutlery and electroplated ware*)—										
United Kingdom (*including* Channel Islands)	—	—	—	—	—	1,60,41,865	1,21,49,481	96,15,827	91,44,080	97,55,822
Aden and Dependencies	—	—	—	—	—	12,020	11,972	10,499	3,508	3,719
Bahrein Islands	—	—	—	—	—	5,972	8,230	4,485	6,864	9,232
Ceylon (*excluding* Maldives)	—	—	—	—	—	3,75,979	3,72,269	6,11,801	7,69,146	3,92,476
Straits Settlements	—	—	—	—	—	1,03,177	58,368	41,953	54,506	1,29,022
Hongkong	—	—	—	—	—	14,782	12,000	9,417	9,996	7,014
Union of South Africa	—	—	—	—	—	1,488	1,143	954	6,838	867
Kenya Colony	—	—	—	—	—	4,000	7,922	12,591	6,476	4,053
Canada—*Vid* Atlantic Coast	—	—	—	—	—	55,497	36,688	11,826	10,907	4,870
„ Pacific „	—	—	—	—	—	107	6,230	14	2	125
Commonwealth of Australia	—	—	—	—	—	51,880	23,248	7,581	5,346	10,717
Other British Possessions	—	—	—	—	—	8,072	5,575	10 132	7,212	2,160
TOTAL BRITISH EMPIRE	—	—	—	—	—	1,86,75,784	1,36,90,076	1,03,86,580	1,00,23,826	1,03,20,677
Esthonia	—	—	—	—	—	1,04,566	1,20,221	55,933	16,810	..
Latvia	—	—	—	—	—	..	7,034	159	306	274
Sweden	—	—	—	—	—	16,66,255	13,15,546	12,20,350	14,93,795	15,83,224
Norway	—	—	—	—	—	91,619	61,750	68,818	73,128	87,311
Denmark	—	—	—	—	—	17,102	19,106	42,841	48,900	43,642
Poland (*including* Dantzig)	—	—	—	—	—	5,666	23,564	..	835	1,866
Germany	—	—	—	—	—	1,55,30,635	1,07,71,534	75,55,029	1,07,97,666	86,13,649
Netherlands	—	—	—	—	—	1,79,196	1,54,569	1,16,102	1,10,678	91,358
Belgium	—	—	—	—	—	4,00,270	3,20,784	2,97,278	3,48,537	2,85,170
France	—	—	—	—	—	5,15,661	2,28,687	2,49,630	3,13,904	2,30,349
Spain	—	—	—	—	—	6,712	1,456	5,208	776	3,143
Switzerland	—	—	—	—	—	14,561	8,263	15,350	18,478	17,465
Italy (*including* Fiume)	—	—	—	—	—	4,46,225	3,32,536	2,70,886	1,51,139	1,71,752
Austria	—	—	—	—	—	11,89,572	6,86,430	4,20,032	4,75,979	4,06,447
Hungary	—	—	—	—	—	62,657	78,161	58,556	55,864	40,552
Czechoslovakia	—	—	—	—	—	18,11,806	11,60,634	7,12,876	9,05,557	8,15,780
Jugo-Slavia (Kingdom of Serbs-Croats, and Slovenes)	—	—	—	—	—	65,885	80,462	80,829	1,29,763	1,34,571
Maskat Territory and Trucial Oman	—	—	—	—	—	10,616	11,256	9,344	7,254	9,171
Iraq	—	—	—	—	—	37,836	18,998	16,168	16,751	15,516
Persia	—	—	—	—	—	61,550	32,628	16,521	7,304	6,736
Java	—	—	—	—	—	2,13,013	2,66,976	2,51,960	2,27,649	1,23,156
Siam	—	—	—	—	—	6,719	404	135	1,013	94
China (*exclusive* of Hongkong and Macáo)	—	—	—	—	—	19,375	12,921	11,772	20,379	20,676
Japan	—	—	—	—	—	26,05,024	20,91,149	15,76,933	30,11,217	24,77,611
Egypt	—	—	—	—	—	3,825	12,643	613	11,372	3,545

No. 10—*continued*

ARTICLES, AND COUNTRIES OF CONSIGNMENT; ALSO SHARE OF EACH PROVINCE	QUANTITY					VALUE				
	1929-30	1930-31	1931-32	1932-33	1933-34	1929-30	1930-31	1931-32	1932-33	1933-34
						R	R	R	R	R
Hardware (*excluding* cutlery and electroplated ware)—*concluded*										
Total value of Hardware (excluding *cutlery and electroplated ware*)—contd.										
United States of America—										
Vid Atlantic Coast	—	—	—	—	—	58,08,143	44,77,665	26,98,343	16,38,197	22,67,584
„ Pacific „	—	—	—	—	—	24,579	15,045	18,436	13,082	8,687
Other Foreign Countries	—	—	—	—	—	10,484	7,844	4,821	2,139	3,590
TOTAL FOREIGN COUNTRIES	—	—	—	—	—	3,19,80,054	2,23,38,245	1,57,54,833	1,98,97,731	1,84,62,767
Share of Bengal	—	—	—	—	—	*1,76,45,312*	*1,17,19,594*	*84,28,677*	*97,48,089*	*92,62,591*
„ *Bombay*	—	—	—	—	—	*1,57,22,380*	*1,00,96,158*	*85,10,213*	*1,01,43,248*	*95,22,246*
„ *Sind*	—	—	—	—	—	*41,33,791*	*30,13,677*	*28,72,030*	*32,95,333*	*32,40,455*
„ *Madras*	—	—	—	—	—	*69,09,038*	*60,64,422*	*37,67,167*	*41,31,041*	*40,76,768*
„ *Burma*	—	—	—	—	—	*62,63,311*	*45,45,473*	*25,13,327*	*26,03,848*	*26,81,324*
TOTAL	—	—	—	—	—	5,00,64,838	3,60,28,321	2,60,91,413	2,99,21,559	2,87,83,384
Hides and Skins, raw—										
Hides, raw (H. E)—	Tons	Tons	Tons	Tons	Tons					
United Kingdom (*including* Channel Islands)	16	6	34	2	6	16,506	18,332	1,16,942	2,913	2,617
Aden and Dependencies	191	27	9	3	..	2,46,197	30,895	9,645	1,488	..
Ceylon (*excluding* Maldives)	331	303	344	396	352	2,34,994	1,32,586	1,32,502	1,19,886	97,730
Straits Settlements	..	7	8	23	10	635	5,700	6,574	8,579	7,136
Union of South Africa	..	12	..	..	..	..	10,492	..	..	..
Zanzibar and Pemba	2	3	6	1	..	3,050	1,500	7,050	275	500
Kenya Colony	73	1	7	14	10	83,825	1,200	6,800	5,815	4,700
Tanganyika Territory	15	..	..	..	13	16,778	..	..	..	11,656
Commonwealth of Australia	..	..	5	44	45	..	..	3,730	23,920	32,384
New Zealand	..		30	8	..	..	..	27,908	5,005	..
Other British Possessions	3	..	..	1	..	3,160	..	..	504	..
TOTAL BRITISH EMPIRE	631	419	452	492	436	6,05,145	2,00,705	3,11,280	1,68,445	1,56,813
Muskat Territory and Trucial Oman	10	7	..	1	..	6,495	5,456	545	750	243
Iraq	97	5	20	8	259	1,26,331	4,485	28,137	8,941	67,015
Persia	17	..	3	..	2	20,428	350	1,000	..	392
Java	..	..	..	..	6	..	..	..	..	9,501
Siam	..	66	202	191	161	..	29,902	94,640	70,447	58,087
Egypt	..	12	..	..	..	..	13,825	..	..	..
French Somaliland	9	..	..	..	..	7,225	..	..	..	..
Other Foreign Countries	7	1	3	10	5	6,583	2,046	3,716	5,709	3,241
TOTAL FOREIGN COUNTRIES	140	91	327	210	433	1,67,012	55,564	1,28,038	80,937	1,38,779
Share of Bengal	*4*	*12*	..	*1*	*2*	*4,192*	*13,325*	..	*1,894*	*437*
„ *Bombay*	*393*	*42*	*51*	*57*	*282*	*4,82,817*	*54,153*	*49,480*	*26,367*	*80,119*
„ *Sind*	*21*	*7*	..	..	..	*13,074*	*5,806*	*225*	..	*365*
„ *Madras*	*353*	*449*	*728*	*644*	*585*	*2,72,074*	*1,82,985*	*3,89,613*	*2,21,121*	*2,14,671*
TOTAL	771	510	779	702	869	7,72,157	2,56,269	4,39,318	2,49,382	2,95,592
Skins, raw (H. E)—	Tons	Tons	Tons	Tons	Tons					
United Kingdom (*including* Channel Islands)	17	10	4	..	2	1,00,927	51,021	30,590	8,078	19,517
Aden and Dependencies	114	47	49	80	70	2,15,365	40,823	76,518	36,166	61,780
Bahrein Islands	70	41	30	13	11	20,520	10,101	5,900	3,650	2,870
Ceylon (*excluding* Maldives)	655	401	301	198	261	10,87,721	4,76,995	3,14,513	1,05,768	1,79,511
Straits Settlements	177	108	112	47	68	3,48,580	1,98,765	1,53,085	54,510	1,33,429
Federated Malay States	..	..	..	..	..	..	6,210	3,086	2,734	458

No. 10—*continued*

ARTICLES, AND COUNTRIES OF CONSIGNMENT; ALSO SHARE OF EACH PROVINCE	QUANTITY					VALUE				
	1929-30	1930-31	1931-32	1932-33	1933-34	1929-30	1930-31	1931-32	1932-33	1933-34
						R	R	R	R	R
Hides and Skins, raw—*continued*										
Skins, raw (H. E)—continued	Tons	Tons	Tons	Tons	Tons					
Kenya Colony	52	2	7	26	28	77,348	3,120	7,098	17,886	20,6 0
Tanganyika Territory	14	..	..	1	2	20,250	500	..	1,055	1,200
Seychelles	..	..	..	..	0	..	..	..	..	8,716
Commonwealth of Australia	..	..	..	89	48	..	1,540	..	27,041	31,217
Other British Possessions	..	..	..	1	6	..	..	..	476	3,542
TOTAL BRITISH EMPIRE	1,099	669	503	455	505	18,70,711	7,80,975	5,91,390	3,17,375	4,55,855
France	2	..	..	..	..	4,167	..	6,760	..	..
Maskat Territory and Trucial Oman	23	28	14	5	12	24,106	27,681	11,255	2,416	5,173
Other Native States in Arabia	55	3	54	24	163	56,495	1,440	27,852	17,688	176,575
Iraq	95	43	100	346	394	71,320	29,218	43,586	1,21,462	131,689
Persia	382	323	342	257	270	2,46,433	2,18,342	1,85,630	95,261	85,647
Java	..	..	..	..	5	..	16,283	..	2,787	20,398
French Indo-China	..	1	6	2	1	..	16,285	1,13,132	53,569	10,513
Egypt	5	15	10	..	..	12,142	6,958	2,962	..	..
Italian East Africa (Somaliland and Eritrea)	6	..	3	..	..	12,000	..	2,016	..	..
United States of America—										
Vid Atlantic Coast	2	1	1	..	..	13,021	19,986	14,805	500	..
Other Foreign Countries	7	3	..	..	3	11,539	5,384	4,031	1,677	4,823
TOTAL FOREIGN COUNTRIES	576	417	530	684	848	4,51,223	3,41,577	4,12,019	2,95,306	4,30,706
Share of Bengal	*1*	*1*	*1*	*1*	*3*	*5,418*	*33,818*	*7,933*	*15,736*	*55,282*
„ *Bombay*	*681*	*362*	*425*	*618*	*776*	*6,31,084*	*2,18,449*	*2,22,101*	*2,38,372*	*3,01,157*
„ *Sind*	*112*	*90*	*122*	*70*	*26*	*1,63,481*	*1,23,288*	*77,962*	*33,065*	*9,472*
„ *Madras*	*881*	*633*	*485*	*400*	*543*	*15,21,951*	*7,56,067*	*6,95,213*	*3,25,509*	*5,29,242*
„ *Burma*	..	..	..	..	..	..	..	..	..	*500*
TOTAL	1,675	1,086	1,033	1,089	1,353	23,21,934	11,31,552	10,03,409	6,12,681	8,05,653
Total Hides and Skins, Raw—	Tons	Tons	Tons	Tons	Tons					
United Kingdom (*including* Channel Islands)	33	16	38	2	8	1,17,433	70,253	1,47,582	10,991	22,114
Aden and Dependencies	305	74	58	83	70	4,61,562	71,718	86,163	37,054	51,750
Bahrein Islands	73	41	30	14	11	23,680	10,101	5,900	4,164	2,870
Ceylon (*excluding* Maldives)	986	764	645	598	613	13,22,715	6,09,581	4,47,075	2,85,854	2,77,249
Straits Settlements	177	175	120	70	78	3,49,215	2,04,465	1,59,659	63,089	1,40,554
Federated Malay States	..	..	..	..	..	..	6,210	3,086	2,784	452
Union of South Africa	..	12	..	..	8	..	10,492	..	..	1,915
Zanzibar and Pemba	2	3	6	1	..	3,050	1,500	7,050	800	850
Kenya Colony	125	3	14	40	38	1,61,178	4,320	14,498	23,701	25,420
Tanganyika Territory	29	..	..	1	15	37,028	500	..	1,055	12,856
Seychelles	..	..	..	..	0	..	..	..	..	8,716
Commonwealth of Australia	..	..	5	133	93	..	1,540	3,739	50,963	66,611
New Zealand	..	..	89	9	3	..	..	27,968	5,515	2,167
Other British Possessions	..	..	..	..	..	..	..	..	..	..
TOTAL BRITISH EMPIRE	1,730	1,088	955	947	941	24,75,856	9,90,880	9,02,670	4,85,820	6,12,668
Germany	7	..	..	..	2	8,004	1,800	2,522	171	1,961
France	2	..	..	..	..	4,167	..	6,760	..	..
Maskat Territory and Trucial Oman	33	35	14	6	12	30,601	33,137	11,800	3,106	5,416
Other Native States in Arabia	57	4	57	30	168	57,595	3,450	31,526	20,241	1,78,416
Iraq	192	48	129	354	403	1,97,651	53,703	71,723	1,25,403	1,31,704
Persia	399	323	345	257	272	2,66,861	2,18,672	1,86,630	95,261	85,647
Java	..	..	..	4	11	..	16,783	..	5,456	20,198
Siam	..	69	242	191	162	315	31,902	86,110	71,981	59,223
French Indo-China	..	1	6	2	1	..	16,285	1,13,132	53,569	10,513

No. 10—*continued*

ARTICLES, AND COUNTRIES OF CONSIGNMENT; ALSO SHARE OF EACH PROVINCE	QUANTITY					VALUE				
	1929-30	1930-31	1931-32	1932-33	1933-34	1929-30	1930-31	1931-32	1932-33	1933-34
						R	R	R	R	R
Hides and Skins, raw—*concluded*	Tons	Tons	Tons	Tons	Tons					
Total Hides and Skins, raw (II. E) —*continued*										
Egypt	5	27	10	..	..	12,142	20,283	2,952	..	..
Italian East Africa (Somaliland and Eritrea)	6	..	8	..	..	12,750	..	2,016	..	..
French Somaliland	12	..	..	..	..	9,350	..	..	..	52
United States of America—										
Vid Atlantic Coast	2	1	1	..	..	13,534	19,986	14,805	500	..
Other Foreign Countries	1	..	..	..	..	5,195	1,720	5,061	593	1,674
TOTAL FOREIGN COUNTRIES	716	508	857	844	1,281	6,18,235	8,97,141	5,40,057	3,76,243	5,78,577
Share of Bengal	*5*	*13*	*1*	*2*	*10*	*9,610*	*47,143*	*7,933*	*17,629*	*55,719*
„ *Bombay*	*1,074*	*404*	*476*	*675*	*1,058*	*11,13,901*	*2,72,602*	*2,71,781*	*2,04,735*	*3,31,276*
„ *Sind*	*183*	*97*	*122*	*70*	*26*	*1,76,555*	*1,29,034*	*78,187*	*33,065*	*9,837*
„ *Madras*	*1,234*	*1,082*	*1,213*	*1,044*	*1,128*	*17,94,026*	*9,39,042*	*10,84,826*	*5,46,630*	*7,43,913*
„ *Burma*	..	..	..	..	..	..	..	..	..	*500*
TOTAL	2,446	1,596	1,812	1,791	2,222	30,04,091	13,87,821	14,42,727	8,62,068	11,01,245
Hops I. I —	Cwts.	Cwts.	Cwts.	Cwts.	Cwts.					
United Kingdom (*including* Channel Islands)	684	529	416	609	379	85,871	48,244	41,372	66,107	49,483
Other British Possessions	..	..	..	73	—	2	34	1	4,040	26
TOTAL BRITISH EMPIRE	684	529	416	682	379	85,873	48,278	41,373	70,147	49,509
Germany	548	321	392	334	316	84,392	16,710	17,877	16,618	22,140
United States of America—										
Vid Atlantic Coast	68	..	..	..	31	8,295	..	4	..	4,586
„ Pacific „	116	74	..	..	33	6,989	4,291	..	..	3,953
Colombia	173	..	..	..	..	11,107	..	..	..	..
Other Foreign Countries	51	50	20	78	5	3,581	2,545	1,203	3,803	253
TOTAL FOREIGN COUNTRIES	956	445	412	412	385	59,364	23,546	19,084	20,421	30,932
Share of Bengal	*233*	*186*	*183*	*129*	*178*	*23,679*	*18,068*	*14,566*	*13,111*	*20,004*
„ *Bombay*	*459*	*341*	*220*	*283*	*278*	*62,102*	*22,501*	*14,938*	*23,407*	*20,932*
„ *Sind*	*476*	*279*	*141*	*367*	*101*	*34,235*	*16,210*	*8,580*	*28,737*	*17,576*
„ *Madras*	*409*	*98*	*243*	*312*	*127*	*26,117*	*8,232*	*12,900*	*13,092*	*10,328*
„ *Burma*	*63*	*70*	*96*	*103*	*80*	*9,104*	*6,813*	*9,473*	*12,221*	*11,601*
TOTAL	1,640	974	823	1,094	764	1,45,237	71,824	60,457	90,568	80,441
Horns, tips and pieces of horn (II. S)—	Cwts.	Cwts.	Cwts.	Cwts.	Cwts.					
TOTAL BRITISH EMPIRE	132	68	128	61	126	1,151	2,237	276	1,357	858
TOTAL FOREIGN COUNTRIES	..	..	..	1	2	6	—	..	3	2,135
Share of Bengal	..	..	..	..	..	..	..	..	*11*	..
„ *Bombay*	..	*2*	—	*1*	*3*	..	*1,935*	—	*1,110*	*2,761*
„ *Madras*	*137*	*66*	*128*	*61*	*125*	*651*	*302*	*276*	*239*	*232*
„ *Burma*	*8*	..	..	..	..	*506*	..	..	..	..
TOTAL	132	68	128	62	128	1,157	2,237	276	1,360	2,993

No. 10—*continued*

ARTICLES, AND COUNTRIES OF CONSIGNMENT; ALSO SHARE OF EACH PROVINCE	Quantity					Value				
	1929-30	1930-31	1931-32	1932-33	1933-34	1929-30	1930-31	1931-32	1932-33	1933-34
						R	R	R	R	R
Instruments, Apparatus and Appliances, and parts thereof—										
Electrical, including *telegraph and telephone apparatus, not being machinery*—										
Electric fans and parts thereof (III. F)—										
United Kingdom (*including* Channel Islands)	—	—	—	—	—	18,86,423	14,43,642	10,50,805	13,19,518	12,77,197
Straits Settlements	—	—	—	—	—	81	40	7,8[illegible]2	..	5
Other British Possessions	—	—	—	—	—	687	2,253	2,442	383	68
TOTAL BRITISH EMPIRE	—	—	—	—	—	18,87,191	14,45,935	10,61,129	13,19,901	12,77,270
Germany	—	—	—	—	—	4,75,104	2,97,153	4,14,726	8,80,802	30,817
Netherlands	—	—	—	—	—	8,378	11,965	14,606	23,057	23,226
Belgium	—	—	—	—	—	3,114	325	..	63	9,809
France	—	—	—	—	—	11,297	600	..	..	5,206
Italy (*including* Fiume)	—	—	—	—	—	12,08,253	6,83,640	4,13,065	4,74,809	4,74,014
Japan	—	—	—	—	—	15,905	6,213	3,105	13,374	60,946
United States of America—										
Vid Atlantic Coast	—	—	—	—	—	3,60,689	1,32,470	39,742	23,941	85,853
Other Foreign Countries	—	—	—	—	—	754	4,325	4,186	621	3,055
TOTAL FOREIGN COUNTRIES	—	—	—	—	—	20,02,489	11,36,691	8,89,390	9,17,029	7,01,910
Share of Bengal	—	—	—	—	—	*13,78,568*	*9,54,840*	*7,93,918*	*10,27,424*	*7,67,831*
„ *Bombay*	—	—	—	—	—	*13,54,055*	*7,43,593*	*5,87,941*	*5,00,845*	*6,99,607*
„ *Sind*	—	—	—	—	—	*3,20,382*	*4,41,879*	*3,12,722*	*4,42,906*	*3,43,493*
„ *Madras*	—	—	—	—	—	*2,67,328*	*2,47,071*	*1,71,531*	*2,44,789*	*2,14,398*
„ *Burma*	—	—	—	—	—	*1,59,347*	*1,98,443*	*84,397*	*80,965*	*49,151*
TOTAL	—	—	—	—	—	39,79,680	25,82,626	19,50,509	22,86,930	19,79,180
Electric wires and cables—										
Rubber, insulated (III. F)—										
United Kingdom (*including* Channel Islands)	—	—	—	—	—	34,70,598	27,69,739	17,77,369	16,80,755	21,29,651
Commonwealth of Australia	—	—	—	—	—	1,15,470	6,023	..	..	..
Other British Possessions	—	—	—	—	—	307	33	950	3,423	31
TOTAL BRITISH EMPIRE	—	—	—	—	—	35,86,375	27,75,800	17,78,319	16,84,178	21,29,682
Sweden	—	—	—	—	—	..	..	3,185	2,562	4,588
Germany	—	—	—	—	—	3,30,748	3,91,349	4,00,624	3,84,263	2,60,182
Netherlands	—	—	—	—	—	99,629	1,24,408	1,12,078	88,1[illegible]	40,626
Belgium	—	—	—	—	—	45,197	2,00,448	2,38,541	1,74,043	2,25,541
Switzerland	—	—	—	—	—	7,569	20,187	23,158	4,305	..
Italy (*including* Fiume)	—	—	—	—	—	610	11,378	5,249	9,739	3,078
Austria	—	—	—	—	—	55,249	63,500	11,584	15,320	3,719
Czechoslovakia	—	—	—	—	—	1,405	10,100	20,606	27,680	26,191
Japan	—	—	—	—	—	13,278	27,221	33,403	64,696	1,08,776
United States of America—										
Vid Atlantic Coast	—	—	—	—	—	86,350	84,756	65,340	19,443	16,179
„ Pacific „	—	—	—	—	—	..	112	..	..	1,745
Other Foreign Countries	—	—	—	—	—	3,612	11,568	767	513	396
TOTAL FOREIGN COUNTRIES	—	—	—	—	—	6,43,647	9,15,927	9,19,535	7,90,702	6,90,923
Share of Bengal	—	—	—	—	—	*16,69,038*	*12,39,331*	*8,25,204*	*6,86,738*	*7,44,345*
„ *Bombay*	—	—	—	—	—	*18,06,938*	*13,64,946*	*10,97,532*	*9,97,710*	*11,36,928*
„ *Sind*	—	—	—	—	—	*2,00,328*	*2,33,199*	*3,14,876*	*3,24,923*	*3,49,742*
„ *Madras*	—	—	—	—	—	*2,27,920*	*5,61,347*	*2,62,253*	*2,45,244*	*2,49,678*
„ *Burma*	—	—	—	—	—	*3,25,408*	*2,92,066*	*1,97,852*	*1,70,320*	*1,34,962*
TOTAL	—	—	—	—	—	42,30,022	36,90,827	28,97,854	24,24,940	22,19,676

No. 10—*continued*

ARTICLES, AND COUNTRIES OF CONSIGNMENT; ALSO SHARE OF EACH PROVINCE	Quantity					Value				
	1929-30	1930-31	1931-32	1932-33	1933-34	1929-30	1930-31	1931-32	1932-33	1933-34
						R	R	R	R	R
Instruments, Apparatus and Appliances, and parts thereof—*continued*										
Electrical including *telegraph and telephone apparatus not being machinery*—continued										
Insulations, *other than* rubber (III. F)—										
United Kingdom (*including* Channel Islands)	—	—	—	—	—	40,39,044	38,53,459	19,74,827	21,33,110	21,48,260
Other British Possessions	—	—	—	—	—	511	142	1,128	342	2,519
TOTAL BRITISH EMPIRE	—	—	—	—	—	40,40,455	38,53,601	19,75,955	21,33,452	21,50,779
Sweden	—	—	—	—	—	17,126	8,276	11,010	4,584	19,695
Norway	—	—	—	—	—	..	5,145	736	..	..
Germany	—	—	—	—	—	93,522	3,80,432	1,90,233	77,004	1,42,608
Netherlands	—	—	—	—	—	28,430	33,109	6,151	1,661	39,839
Belgium	—	—	—	—	—	11,346	24,061	30,342	19,843	26,922
France	—	—	—	—	—	408	2,469	1,260	380	20,762
Austria	—	—	—	—	—	17,387	2,195	4,770	1,099	16,257
Japan	—	—	—	—	—	7,185	6,418	7,848	28,080	49,892
United States of America—										
Vid Atlantic Coast	—	—	—	—	—	1,05,260	68,162	23,058	22,304	76,113
Other Foreign Countries	—	—	—	—	—	397	253	3,603	5,368	806
TOTAL FOREIGN COUNTRIES	—	—	—	—	—	2,81,061	5,26,419	2,79,011	1,62,082	3,92,894
Share of Bengal	—	—	—	—	—	*22,65,949*	*23,87,851*	*15,41,833*	*9,60,864*	*10,50,296*
,, *Bombay*	—	—	—	—	—	*16,84,090*	*18,52,008*	*4,46,045*	*4,23,942*	*6,77,411*
,, *Sind*	—	—	—	—	—	*5,616*	*4,92,550*	*64,712*	*3,07,919*	*2,42,743*
,, *Madras*	—	—	—	—	—	*2,47,253*	*2,02,353*	*1,76,204*	*5,03,655*	*5,45,278*
,, *Burma*	—	—	—	—	—	*1,17,603*	*46,258*	*26,172*	*39,154*	*27,943*
TOTAL	—	—	—	—	—	43,21,516	43,80,020	22,54,966	22,95,534	25,43,673
Telegraph and Telephone wires and cables (III. F)—										
United Kingdom (*including* Channel Islands)	—	—	—	—	—	71,314	2,63,454	54,544	43,926	2,13,729
Other British Possessions	—	—	—	—	—	..	..	..	1,906	105
TOTAL BRITISH EMPIRE	—	—	—	—	—	71,314	2,63,454	54,544	45,832	2,13,834
Germany	—	—	—	—	—	13,626	5,975	7,168	43,036	536
Netherlands	—	—	—	—	—	..	16,034	..	..	..
Japan	—	—	—	—	—	..	..	27,921	..	48
Other Foreign Countries	—	—	—	—	—	149	2,477	5,509	..	1,354
TOTAL FOREIGN COUNTRIES	—	—	—	—	—	13,775	24,486	40,598	43,036	1,938
Share of Bengal	—	—	—	—	—	*3,537*	*1,43,136*	*1,479*	*867*	*1,690*
,, *Bombay*	—	—	—	—	—	*59,952*	*40,658*	*64,686*	*15,272*	*1,86,764*
,, *Sind*	—	—	—	—	—	*1,616*	*31,228*	*1,443*	*5,954*	*21,637*
,, *Madras*	—	—	—	—	—	*14,954*	*68,809*	*10,436*	*66,775*	*6,170*
,, *Burma*	—	—	—	—	—	..	*4,109*	*17,098*	..	*461*
TOTAL	—	—	—	—	—	85,089	2,87,040	95,142	88,868	2,15,772
Bare copper wire (electrolytic) *other than* telegraph and telephone wires (III.F)—(a)		Cwts.	Cwts.	Cwts.	Cwts.					
United Kingdom (*including* Channel Islands)	—	31,640	13,881	7,683	4,722	21,57,498	15,14,496	5,29,129	2,76,157	1,93,632
Other British Possessions	—	..	..	..	..	218	23	45	..	..
TOTAL BRITISH EMPIRE	—	31,640	13,881	7,683	4,722	21,57,716	15,14,519	5,29,174	2,76,157	1,93,632

(a) Quantity recorded from 1930-31.

No. 10—*continued*

ARTICLES, AND COUNTRIES OF CONSIGNMENT; ALSO SHARE OF EACH PROVINCE	Quantity					Value				
	1929-30	1930-31	1931-32	1932-33	1933-34	1929-30	1930-31	1931-32	1932-33	1933-34
Instruments, Apparatus, and Appliances, and parts thereof— *continued*						R	R	R	R	R
Electrical **including** ***telegraph and telephone apparatus not being machinery*** **—** continued										
Bare copper wire (electrolytic) *other than* telegraph and telephone wires (III. F.)(a)—*contd.*		Cwts.	Cwts.	Cwts.	Cwts.					
Germany	—	5,110	5,513	3,378	910	1,38,671	2,50,851	2,30,[illegible]	1,11,909	27,289
Netherlands	—	2,400	1,098	622	1,100	2,22,760	1,27,568	42,305	20,304	44,[illegible]
Belgium	—	348	396	293	40	2,674	18,669	10,651	14,324	1,146
France	—	923	704	308	795	13,891	40,534	25,286	13,263	24,314
Switzerland	—	..	..	..	..	17,510	..	..	..	..
Japan	—	3,252	1,022	21,466	15,720	2,90,642	1,69,533	38,509	6,08,194	4,41,415
United States of America—										
Vid Atlantic Coast	—	1,309	3,195	1,003	13	48,107	63,692	1,10,927	29,117	613
Other Foreign Countries	—	..	..	5	..	1,410	6	..	199	..
TOTAL FOREIGN COUNTRIES	—	13,342	11,828	27,070	18,067	7,35,268	6,70,653	4,58,251	7,96,409	5,43,080
Share of Bengal	—	*25,914*	*2,521*	*19,975*	*8,023*	*17,99,858*	*11,67,726*	*1,12,846*	*5,98,063*	*2,74,786*
,, *Bombay*	—	*12,479*	*8,153*	*5,193*	*6,009*	*9,72,331*	*6,23,161*	*2,93,246*	*2,49,140*	*1,79,193*
,, *Sind*	—	*6,213*	*6,114*	*2,656*	*4,040*	*10,690*	*3,45,044*	*2,84,264*	*97,410*	*1,36,339*
,, *Madras*	—	*118*	*7,458*	*3,230*	*4,593*	*62,379*	*8,839*	*2,87,344*	*1,05,058*	*1,32,849*
,, *Burma*	—	*258*	*1,463*	*701*	*431*	*46,323*	*20,421*	*54,735*	*23,895*	*18,251*
TOTAL	—	44,982	25,709	34,753	23,089	28,93,081	21,85,172	9,82,425	10,72,566	7,37,588
Total value of Electric Wires and Cables—										
United Kingdom (*including* Channel Islands)	—	—	—	—	—	97,39,354	84,01,148	43,35,869	40,85,948	40,81,292
Commonwealth of Australia	—	—	—	—	—	1,15,470	6,023	..	..	..
Other British Possessions	—	—	—	—	—	1,036	208	2,123	5,671	2,655
TOTAL BRITISH EMPIRE	—	—	—	—	—	98,55,860	84,07,374	43,37,992	40,89,619	40,83,947
Sweden	—	—	—	—	—	17,275	8,809	23,118	7,146	25,272
Norway	—	—	—	—	—	644	8,839	786	..	..
Germany	—	—	—	—	—	8,76,567	10,28,607	8,28,598	6,15,818	4,80,915
Netherlands	—	—	—	—	—	3,50,819	3,01,118	1,60,534	1,10,163	1,29,222
Belgium	—	—	—	—	—	59,217	2,46,402	2,81,125	2,08,210	2,56,274
France	—	—	—	—	—	16,766	45,462	27,802	13,746	45,386
Switzerland	—	—	—	—	—	25,079	20,814	25,525	4,748	844
Italy (*including* Fiume)	—	—	—	—	—	610	11,500	5,453	11,551	3,076
Austria	—	—	—	—	—	74,046	65,695	15,364	17,319	19,976
Czechoslovakia	—	—	—	—	—	1,802	10,100	21,640	30,852	36,638
Japan	—	—	—	—	—	3,11,305	2,03,173	1,02,681	7,01,829	6,00,131
United States of America— *Vid* Atlantic Coast	—	—	—	—	—	2,39,717	1,81,763	1,99,325	70,864	92,20[illegible]
,, Pacific ,,	—	—	—	—	—	..	112	..	..	1,74[illegible]
Other Foreign Countries	—	—	—	—	—	1	4,901	10	542	90
TOTAL FOREIGN COUNTRIES	—	—	—	—	—	16,73,848	21,36,885	16,92,395	17,92,289	16,24,891
Share of Bengal	—	—	—	—	—	*57,43,277*	*49,46,944*	*24,21,462*	*23,46,538*	*20,74,587*
,, *Bombay*	—	—	—	—	—	*45,23,811*	*32,80,732*	*19,01,509*	*16,36,961*	*21,70,299*
,, *Sind*	—	—	—	—	—	*2,19,245*	*11,92,021*	*6,15,396*	*7,96,211*	*9,80,419*
,, *Madras*	—	—	—	—	—	*5,53,036*	*5,41,229*	*7,86,317*	*9,20,732*	*9,33,735*
,, *Burma*	—	—	—	—	—	*4,90,339*	*3,81,338*	*2,95,866*	*2,31,369*	*1,[illegible]8,817*
TOTAL	—	—	—	—	—	1,15,29,708	1,05,42,959	60,20,567	59,81,[illegible]	63,16,[illegible]

No. 10—*continued*

ARTICLES, AND COUNTRIES OF CONSIGNMENT; ALSO SHARE OF EACH PROVINCE	QUANTITY					VALUE				
	1929-30	1930-31	1931-32	1932-33	1933-34	1929-30	1930-31	1931-32	1932-33	1933-34
Instruments, Apparatus, and Appliances, and parts thereof—*continued*						R	R	R	R	R
Electrical, including ***telegraph and telephone apparatus not being machinery***—continued										
Telegraph and telephone instruments and apparatus (III. F)—										
United Kingdom (*including* Channel Islands)	—	—	—	—	—	4,84,091	4,30,635	4,33,444	4,06,149	8,98,650
Other British Possessions	—	—	—	—	—	661	378	30	1,094	3,911
TOTAL BRITISH EMPIRE	—	—	—	—	—	4,84,752	4,31,013	4,33,474	4,07,243	9,02,567
Sweden	—	—	—	—	—	11,441	4,374	11,220	14,550	30,843
Denmark	—	—	—	—	—	..	..	1,960	3,029	5,633
Germany	—	—	—	—	—	8,311	18,962	23,206	78,921	2,77,225
Belgium	—	—	—	—	—	8,054	13,741	20,781	14,443	1,860
France	—	—	—	—	—	..	1,400	6,750	1,020	..
Italy (*including* Fiume)	—	—	—	—	—	..	..	..	5,205	3,640
Japan	—	—	—	—	—	3,858	674	..	3,223	20,281
United States of America— *Vid* Atlantic Coast	—	—	—	—	—	27,349	29,405	22,585	21,843	9,799
,, Pacific ,,	—	—	—	—	—	..	..	1,088	..	508
Other Foreign Countries	—	—	—	—	—	181	3,012	1,401	694	992
TOTAL FOREIGN COUNTRIES	—	—	—	—	—	59,194	66,568	89,591	1,42,928	3,50,781
Share of Bengal	—	—	—	—	—	*1,40,958*	*1,68,464*	*2,61,689*	*1,48,966*	*3,51,089*
,, *Bombay*	—	—	—	—	—	*2,18,333*	*2,16,075*	*2,25,482*	*2,07,059*	*7,59,663*
,, *Sind*	—	—	—	—	—	*3,216*	*5,440*	*9,670*	*74,591*	*54,215*
,, *Madras*	—	—	—	—	—	*1,16,518*	*1,02,760*	*17,894*	*1,10,994*	*83,421*
,, *Burma*	—	—	—	—	—	*59,921*	*4,842*	*8,430*	*8,561*	*4,960*
TOTAL	—	—	—	—	—	5,43,946	4,97,581	5,23,065	5,50,171	12,53,348
Electric lamps and parts thereof—										
Electric glow lamps—										
Gas filled electric bulbs (III. F) (*a*)—			No.	No.	No.					
United Kingdom (*including* Channel Islands)	—	—	556,017	686,890	855,112	—	—	7,21,161	8,11,169	8,70,210
Straits Settlements	—	—	..	3,824	64	—	—	..	5,052	65
Other British Possessions	—	—	6,265	552	343	—	—	6,983	728	152
TOTAL BRITISH EMPIRE	—	—	562,282	691,266	855,519	—	—	7,28,144	8,16,949	8,70,427
Germany	—	—	63,297	39,385	37,262	—	—	89,204	38,090	40,308
Netherlands	—	—	415,214	349,711	306,922	—	—	4,70,925	3,36,254	3,41,897
Belgium	—	—	80,951	20,093	10,499	—	—	13,084	13,270	9,457
Italy (*including* Fiume)	—	—	10,488	5,340	20,000	—	—	13,674	4,587	10,033
Austria	—	—	110,591	46,449	43,012	—	—	83,756	45,808	28,660
Czechoslovakia	—	—	103,505	110,236	159,953	—	—	98,925	1,14,110	1,44,329
Hungary	—	—	19,225	8,805	465	—	—	25,046	8,074	831
Japan	—	—	85,163	197,837	246,291	—	—	18,744	41,186	37,040
United States of America— *Vid* Atlantic Coast	—	—	11,408	7,582	14,360	—	—	37,850	18,180	30,436
Other Foreign Countries	—	—	3,257	8,796	3,187	—	—	2,036	4,006	2,547
TOTAL FOREIGN COUNTRIES	—	—	853,009	794,234	931,951	—	—	8,53,204	6,24,133	6,45,938
Share of Bengal	—	—	*588,380*	*507,267*	*687,349*	—	—	*6,89,166*	*5,34,478*	*6,35,330*
,, *Bombay*	—	—	*468,610*	*519,001*	*598,537*	—	—	*5,25,304*	*5,26,653*	*6,27,894*
,, *Sind*	—	—	*136,230*	*134,345*	*163,198*	—	—	*1,17,155*	*95,837*	*90,335*
,, *Madras*	—	—	*138,940*	*194,522*	*154,397*	—	—	*1,61,812*	*1,92,600*	*1,63,433*
,, *Burma*	—	—	*92,721*	*130,365*	*153,489*	—	—	*88,001*	*91,516*	*99,373*
TOTAL	—	—	1,415,381	1,485,500	1,787,470	—	—	15,81,438	14,41,082	15,16,365

(*a*) Separately recorded from 1931-32.

No. 10—*continued*

ARTICLES, AND COUNTRIES OF CONSIGNMENT; ALSO SHARE OF EACH PROVINCE	QUANTITY					VALUE				
	1929-30	1930-31	1931-32	1932-33	1933-34	1929-30	1930-31	1931-32	1932-33	1933-34
								R	R	R
Instruments, Apparatus, etc.—*contd.*										
***Electrical*, including *telegraph and telephone apparatus not being machinery*—continued**										
Electric lamps and parts thereof—*continued*										
Electric glow lamps—*continued*										
Vaccum electric bulbs (III.F) (*a*)—			No.	No.	No.					
United Kingdom (*including* Channel Islands)	—	—	836,470	839,522	985,763	—	—	5,62,697	5,43,926	6,21,439
Other British Possessions	—	—	9,597	3,693	15	—	—	4,082	2,272	4
TOTAL BRITISH EMPIRE	—	—	846,067	843,215	985,778	—	—	5,66,779	5,46,198	6,21,443
Germany	—	—	162,918	141,615	72,439	—	—	63,879	54,953	23,631
Netherlands	—	—	915,238	908,713	875,235	—	—	5,22,742	4,64,621	4,03,403
Belgium	—	—	21,049	60,561	41,420	—	—	7,850	21,859	17,209
France	—	—	3,425	12,376	4,904	—	—	2,373	5,692	2,514
Italy (*including* Fiume)	—	—	28,102	19,559	63,568	—	—	11,421	7,849	22,965
Austria	—	—	326,857	297,400	358,144	—	—	1,19,828	1,13,902	1,10,502
Czechoslovakia	—	—	309,345	232,518	165,093	—	—	1,05,739	1,08,475	76,748
Hungary	—	—	17,765	16,727	2,348	—	—	10,207	9,152	1,209
Japan	—	—	1,467,551	3,198,001	4,236,711	—	—	3,00,290	3,31,134	3,19,362
United States of America—*Vid* Atlantic Coast	—	—	12,550	16,509	63,220	—	—	3,550	7,452	11,580
Other Foreign Countries	—	—	12,030	9,284	681	—	—	2,735	1,582	163
TOTAL FOREIGN COUNTRIES	—	—	3,276,830	4,973,257	5,880,853	—	—	10,50,614	11,26,681	9,89,567
Share of Bengal	—	—	*1,316,867*	*1,458,201*	*1,776,475*	—	—	*5,73,140*	*6,87,932*	*5,40,707*
„ *Bombay*	—	—	*1,612,946*	*2,326,525*	*2,698,688*	—	—	*6,87,227*	*9,75,903*	*8,55,572*
„ *Sind*	—	—	*697,036*	*1,048,046*	*1,375,490*	—	—	*1,54,369*	*1,95,528*	*1,90,563*
„ *Madras*	—	—	*275,129*	*588,830*	*439,997*	—	—	*1,60,975*	*2,07,746*	*2,06,073*
„ *Burma*	—	—	*220,929*	*394,870*	*568,011*	—	—	*91,078*	*1,05,640*	*1,13,593*
TOTAL	—	—	4,122,897	5,816,472	6,866,631	—	—	16,17,398	19,72,849	16,11,010
Electric bulbs for automobiles (III. F) (*a*)—			No.	No.	No.					
United Kingdom (*including* Channel Islands)	—	—	8,822	20,692	18,852	—	—	5,444	10,766	9,244
Other British Possessions	—	—	..	4,506	..	—	—	..	1,814	..
TOTAL BRITISH EMPIRE	—	—	8,822	25,198	18,852	—	—	5,444	12,580	9,244
Netherlands	—	—	136,002	96,717	60,739	—	—	59,544	34,027	20,798
Czechoslovakia	—	—	11,600	2,649	5,600	—	—	7,344	887	1,630
Japan	—	—	369,604	1,542,817	532,532	—	—	26,880	95,766	20,862
United States of America—*Vid* Atlantic Coast	—	—	59,606	59,699	40,175	—	—	12,113	18,520	9,441
Other Foreign Countries	—	—	11,737	13,401	3,692	—	—	5,439	3 826	1,104
TOTAL FOREIGN COUNTRIES	—	—	598,549	1,715,283	642,738	—	—	1,11,321	1,53,036	53,842
Share of Bengal	—	—	*93,748*	*257,851*	*65,761*	—	—	*32,888*	*31,727*	*12,445*
„ *Bombay*	—	—	*360,001*	*1,081,997*	*535,967*	—	—	*63,218*	*87,721*	*38,466*
„ *Sind*	—	—	*23,909*	*208,898*	*4,733*	—	—	*5,184*	*13,470*	*691*
„ *Madras*	—	—	*76,195*	*131,126*	*23,812*	—	—	*8,889*	*25,642*	*3,135*
„ *Burma*	—	—	*43,518*	*60,609*	*31,257*	—	—	*6,535*	*7,046*	*2,319*
TOTAL	—	—	607,371	1,740,481	661,590	—	—	1,16,765	1,66,616	63,076
Electric bulbs for torches (III. F) (*b*)—			No.	No.	No.					
Hongkong	—	—	56,707	158,976	216,442	—	—	15,173	5,165	3,648
Other British Possessions	—	—	9,455	28,997	39,805	—	—	2,552	4,236	5,318
TOTAL BRITISH EMPIRE	—	—	66,162	187,973	256,247	—	—	17,725	9,401	8,966

(*a*) Separately recorded from 1931-32, figures for 1929-30 and 1930-31 were recorded under automobile lighting lamps.
(*b*) Separately recorded from 1931-32, figures for 1929-30 and 1930-31 were recorded under flash lights including torches.

No. 10—*continued*

ARTICLES, AND COUNTRIES OF CONSIGNMENT; ALSO SHARE OF EACH PROVINCE	QUANTITY					VALUE				
	1929-30	1930-31	1931-32	1932-33	1933-34	1929-30	1930-31	1931-32	1932-33	1933-34
Instruments, Apparatus, etc.—*contd.*						R	R	R	R	R
***Electrical* including *Telegraph and Telephone*, etc.—continued**										
Electric lamps and parts thereof—*continued*										
Electric glow lamps—*contd.*										
Electric bulbs for torches (III. F) (*a*)—*continued*			No.	No.	No.					
Germany	—	—	482,047	541,050	298,020	—	—	34,118	44,460	19,029
China (*exclusive* of Hongkong and Macao)	—	—	230,607	455,305	110,320	—	—	32,092	11,760	2,581
Japan	—	—	1,806,772	7,828,751	6,165,095	—	—	50,919	1,34,380	77,012
United States of America—*Vid* Atlantic Coast	—	—	454,760	780,918	1,456,462	—	—	83,430	1,17,818	1,27,310
Other Foreign Countries	—	—	13,082	12,625	38,501	—	—	2,489	1,187	3,160
TOTAL FOREIGN COUNTRIES	—	—	3,078,264	9,624,748	8,069,007	—	—	2,03,057	3,09,614	2,29,002
Share of Bengal	—	—	*839,654*	*3,775,393*	*1,884,903*	—	—	*84,278*	*1,02,731*	*76,171*
„ *Bombay*	—	—	*1,275,771*	*2,777,048*	*3,450,405*	—	—	*55,578*	*74,368*	*76,128*
„ *Sind*	—	—	*477,952*	*2,096,866*	*1,443,692*	—	—	*11,713*	*49,154*	*28,810*
„ *Madras*	—	—	*96,296*	*379,572*	*304,458*	—	—	*26,635*	*28,345*	*17,215*
„ *Burma*	—	—	*454,753*	*783,842*	*1,241,796*	—	—	*43,478*	*64,417*	*40,654*
TOTAL	—	—	3,144,426	9,812,721	8,325,254	—	—	2,21,682	3,10,015	2,38,978
Wireless Valves (III. F) (*b*)—			No.	No.	No.					
United Kingdom (*including* Channel Islands)	—	—	5,091	9,652	7,014	—	—	27,284	35,866	37,969
Other British Possessions	—	—	64	85	8	—	—	145	446	165
TOTAL BRITISH POSSESSIONS	—	—	5,155	9,737	7,022	—	—	27,429	36,312	38,134
United States of America—										
Vid Atlantic Coast	—	—	3,654	1,078	3,883	—	—	9,700	7,242	7,537
„ Pacific „	—	—	79	..	871	—	—	388	..	2,160
Other Foreign Countries	—	—	1,287	1,081	717	—	—	4,822	4,987	3,803
TOTAL FOREIGN COUNTRIES	—	—	5,020	3,050	5,471	—	—	15,000	12,229	13,490
Share of Bengal	—	—	*206*	*185*	*96*	—	—	*1,516*	*667*	*936*
„ *Bombay*	—	—	*6,043*	*5,990*	*9,836*	—	—	*29,863*	*29,729*	*36,363*
„ *Sind*	—	—	*624*	*1,609*	*1,623*	—	—	*3,939*	*11,855*	*9,571*
„ *Madras*	—	—	*6*	*4,717*	*111*	—	—	*14*	*4,949*	*383*
„ *Burma*	—	—	*3,296*	*295*	*827*	—	—	*7,097*	*1,341*	*4,371*
TOTAL	—	—	10,175	12,706	12,493	—	—	42,429	48,541	51,624
Flash lights *including* torch lights, pocket lamps, etc., (III. F) (*c*)—	No.	No.								
United Kingdom (*including* Channel Islands)	18,974	21,907	—	—	—	19,798	35,304	—	—	—
Hongkong	60	4,033	—	—	—	390	5,350	—	—	—
Other British Possessions	443	777	—	—	—	830	2,905	—	—	—
TOTAL BRITISH EMPIRE	19,477	27,677	—	—	—	21,018	43,649	—	—	—
Germany	555,035	81,213	—	—	—	2,41,850	74,838	—	—	—
Netherlands	59,354	..	—	—	—	44,692	..	—	—	—
Czechoslovakia	32,418	1,762	—	—	—	10,770	1,309	—	—	—
Japan	21,863	29,431	—	—	—	11,040	4,601	—	—	—
United States of America—										
Vid Atlantic Coast	357,829	302,813	—	—	—	3,35,078	6,34,094	—	—	..
„ Pacific „	..	1	—	—	—	..	1	—	—	—
Other Foreign Countries	2,665	1,803	—	—	—	2,683	3,376	—	—	—
TOTAL FOREIGN COUNTRIES	1,029,164	420,028	—	—	—	11,46,113	7,18,219	—	—	—

(*a*) Separately recorded from 1931-32, figures for 1929-30 and 1930-31 were recorded under flash lights including torches.
(*b*) Separately shown from 1931-32.
(*c*) Discontinued from 1931-32.

No. 10—*continued*

ARTICLES, AND COUNTRIES OF CONSIGNMENT; ALSO SHARE OF EACH PROVINCE	Quantity					Value				
	1929-30	1930-31	1931-32	1932-33	1933-34	1929-30	1930-31	1931-32	1932-33	1933-34
Instruments, Apparatus and appliances, and parts thereof—*continued*						R	R			
Electrical, including ***telegraph and telephone apparatus*** not being ***machinery***—continued										
Electric lamps and parts thereof—*continued*										
Electric glow lamps—*contd.*										
Flash light (*including* torch lights, pocket lamps, etc., (III. F) (c)—*continued*	No.	No.								
Share of Bengal . .	*177,945*	*261,745*	—	—	—	*3,28,226*	*4,13,619*	—	—	—
„ *Bombay* . .	*654,186*	*1,924*	—	—	—	*2,86,968*	*4,767*	—	—	—
„ *Sind* . . .	*197,270*	*10,569*	—	—	—	*1,79,093*	*22,632*	—	—	—
„ *Madras* . .	*129,286*	*70,120*	—	—	—	*76,941*	*47,848*	—	—	—
„ *Burma* . .	*8,9954*	*103,347*	—	—	—	*2,96,903*	*2,73,002*	—	—	—
TOTAL .	1,048,641	447,705	—	—	—	11,67,131	7,61,808	—	—	—
Automobile lighting lamps (III. F) (c)—	No.	No.								
United Kingdom (*including* Channel Islands) . .	10,273	5,632	—	—	—	9,576	3,879	—	—	—
Straits Settlements . .	4	..	—	—	—	25	..	—	—	—
TOTAL BRITISH EMPIRE .	10,277	5,632	—	—	—	9,601	3,879	—	—	—
Germany	13,623	13,101	—	—	—	6,163	5,446	—	—	—
Netherlands . . .	136,244	138,215	—	—	—	57,812	55,834	—	—	—
Japan	496,722	419,840	—	—	—	48,358	35,925	—	—	—
United States of America—										
Vid Atlantic Coast . .	28,922	25,247	—	—	—	12,831	13,072	—	—	—
Other Foreign Countries .	9,959	12,742	—	—	—	3,675	5,854	—	—	—
TOTAL FOREIGN COUNTRIES .	685,470	609,145	—	—	—	1,28,839	1,16,681	—	—	—
Share of Bengal . .	*111,500*	*66,864*	—	—	—	*38,433*	*23,987*	—	—	—
„ *Bombay* . .	*530,005*	*520,002*	—	—	—	*73,859*	*83,018*	—	—	—
„ *Sind* . . .	*153*	..	—	—	—	*603*	..	—	—	—
„ *Madras* . .	*16,811*	*863*	—	—	—	*7,247*	*1,211*	—	—	—
„ *Burma* . .	*37,278*	*27,048*	—	—	—	*13,298*	*6,294*	—	—	—
TOTAL	695,747	614,777	—	—	—	1,33,440	1,19,510	—	—	—
Standard lighting Lamps (III. F) (c)—	No.	No.								
United Kingdom (*including* Channel Islands) . .	1,202,834	1,277,671	—	—	—	8,54,906	8,82,865	—	—	—
Other British Possessions .	7	..	—	—	—	29	..	—	—	—
TOTAL BRITISH EMPIRE .	1,202,841	1,277,671	—	—	—	8,54,935	8,82,865	—	—	—
Germany	336,610	258,409	—	—	—	1,61,540	1,40,107	—	—	—
Netherlands . . .	1,283,545	1,123,723	—	—	—	9,08,011	8,20,191	—	—	—
Belgium	84,805	108,372	—	—	—	14,958	64,913	—	—	—
France	14,376	83,861	—	—	—	8,662	40,416	—	—	—
Italy (*including* Fiume) .	105,676	83,143	—	—	—	1,06,289	87,472	—	—	—
Austria	311,151	316,034	—	—	—	1,62,160	1,61,283	—	—	—
Hungary	28,352	30,173	—	—	—	16,134	25,975	—	—	—
Czechoslovakia . . .	181,979	184,173	—	—	—	1,16,293	1,20,761	—	—	—
Japan	797,109	701,939	—	—	—	1,56,465	1,27,536	—	—	—
United States of America—										
Vid Atlantic Coast . .	97,888	29,990	—	—	—	95,860	47,199	—	—	—
„ Pacific „ . .	..	3	—	—	—	..	175	—	—	—
Other Foreign Countries .	150	4,498	—	—	—	174	1,164	—	—	—
TOTAL FOREIGN COUNTRIES .	3,191,641	2,724,318	—	—	—	17,48,046	15,76,192	—	—	—

(c) Discontinued from 1931-32.

No. 10—*continued*

ARTICLES, AND COUNTRIES OF CONSIGNMENT; ALSO SHARE OF EACH PROVINCE	Quantity					Value				
	1929-30	1930-31	1931-32	1932-33	1933-34	1929-30	1930-31	1931-32	1932-33	1933-34
						R	R	R	R	R
Instruments, Apparatus and Appliances, and parts thereof—*continued*										
Electrical, including *telegraph and telephone apparatus* not being *machinery*—continued										
Electric lamps and parts thereof—*continued*										
Electric glow lamps—*contd.*										
Standard Lighting Lamps (III. F) (*a*)—*continued*	No.	No.								
Share of Bengal . .	*1,881,557*	*1,631,278*	—	—	—	*11,98,363*	*9,48,327*	—	—	—
„ *Bombay* . .	*1,840,098*	*1,720,600*	—	—	—	*9,99,532*	*9,98,797*	—	—	—
„ *Sind* . . .	*1,259*	*136*	—	—	—	*6,766*	*2,564*	—	—	—
„ *Madras* . .	*181,567*	*268,161*	—	—	—	*1,23,675*	*1,82,498*	—	—	—
„ *Burma* . .	*490,001*	*591,814*	—	—	—	*2,75,645*	*3,26,371*	—	—	—
TOTAL .	4,394,482	4,201,989	—	—	—	26,02,981	24,59,057	—	—	—
Electric lamps, other sorts (III F)—	No.	No.	No.	No.	No.					
United Kingdom (*including* Channel Islands) . .	5,187	7,943	25,422	30,368	18,322	53,057	29,091	58,960	60,274	43,114
Hongkong . . .	..	..	42,976	6,539	76,224	..	..	42,112	5,001	45,323
Other British Possessions .	48	113	3,233	729	1,150	247	322	4,567	1,051	1,017
TOTAL BRITISH EMPIRE .	5,235	8,061	71,631	37,636	95,696	53,304	29,413	1,05,639	66,326	89,454
Germany	47,495	7,129	51,997	39,895	46,773	42,339	18,684	54,009	49,812	49,102
Netherlands . . .	13,205	3,013	2,168	1,300	13,068	19,814	8,799	2,198	2,657	7,848
Belgium	18	1,524	8	10,156	3,283	262	881	108	7,172	11,024
France	2,081	434	2,890	1,204	3	8,129	4,431	5,798	9,102	415
Italy (*including* Fiume) .	352	190	1,409	465	831	1,119	8,062	4,176	2,191	3,014
Austria	693	2,537	873	320	8,539	6,017	8,101	6,189	2,288	11,267
Czechoslovakia . . .	359	15,938	42,357	4,241	14,318	3,099	6,371	17,925	2,167	11,444
China (*exclusive* of Hongkong and Macão) . .	4	1	205,524	1,990	65,302	20	8	1,57,556	1,535	37,080
Japan	7,248	15,171	22,844	41,720	145,810	1,472	1,358	14,112	7,093	22,069
United States of America—										
Vid Atlantic Coast . .	332	456	74,638	29,403	95,941	16,545	5,683	1,73,335	60,586	1,02,659
„ Pacific „ . .	..	..	..	2	1	..	..	..	5	437
Other Foreign Countries .	2	155	19	6	859	15	836	90	14	1,187
TOTAL FOREIGN COUNTRIES .	76,789	46,548	404,727	130,792	394,318	98,831	63,214	4,35,496	1,44,022	2,59,346
Share of Bengal . .	*1,918*	*3,647*	*360,637*	*15,222*	*144,348*	*21,977*	*6,626*	*3,49,243*	*9,209*	*1,04,743*
„ *Bombay* . .	*73,335*	*5,386*	*6,369*	*6,808*	*94,395*	*1,02,109*	*49,199*	*60,207*	*36,440*	*96,331*
„ *Sind* . . .	*962*	*629*	*6,216*	*623*	*6,629*	*4,179*	*7,235*	*14,680*	*19,144*	*16,613*
„ *Madras* . .	*5,059*	*43,276*	*56,819*	*72,904*	*171,513*	*18,101*	*19,327*	*27,875*	*56,711*	*70,499*
„ *Burma* . .	*250*	*1,671*	*46,317*	*72,871*	*73,129*	*5,769*	*10,240*	*99,130*	*89,384*	*60,609*
TOTAL .	82,024	54,609	476,358	168,428	490,014	1,52,135	92,627	5,41,135	2,10,948	3,48,800
Parts and accessories of electric lamps (III. F)—										
United Kingdom (*including* Channel Islands) . .	—	—	—	—	—	1,63,827	1,42,657	69,793	1,02,641	47,644
Ceylon (*excluding* Maldives).	—	—	—	—	—	106	3,104	59,742	310	..
Hongkong . . .	—	—	—	—	—	337	6,102	..	1,28,691	2,24,243
Other British Possessions .	—	—	—	—	—	387	725	171	2,064	3
TOTAL BRITISH EMPIRE .	—	—	—	—	—	1,64,657	1,52,588	1,29,706	2,33,706	2,71,890

(*a*) Discontinued from 1931-32.

No. 10—*continued*

ARTICLES, AND COUNTRIES OF CONSIGNMENT; ALSO SHARE OF EACH PROVINCE	Quantity					Value				
	1929-30	1930-31	1931-32	1932-33	1933-34	1929-30	1930-31	1931-32	1932-33	1933-34
						R	R	R	R	R
Instruments, Apparatus and Appliances, and parts thereof—*continued*										
Electrical, including *telegraph and telephone apparatus* not being *machinery*—continued										
Electric lamps and parts thereof—*continued*										
Parts and accessories of electric lamps (III. F)—*continued*										
Germany	—	—	—	—	—	9,28,446	9,46,527	4,30,571	4,54,136	2,65,912
Netherlands	—	—	—	—	—	1,20,581	1,10,748	1,539	305	168
Italy (*including* Fiume)	—	—	—	—	—	54,157	60,937	12,282	20,002	6,738
Austria	—	—	—	—	—	98,234	1,02,110	20,471	48,276	18,620
Hungary	—	—	—	—	—	20,085	2,315	..	..	575
Czechoslovakia	—	—	—	—	—	50,529	54,686	31,062	30,772	29,969
China (*exclusive* of Hongkong and Macão)	—	—	—	—	—	66	3,289	1,22,911	2,33,809	92,626
Japan	—	—	—	—	—	2,84,892	2,05,406	27,265	1,51,460	1,30,087
United States of America—										
Vid Atlantic Coast	—	—	—	—	—	7,22,418	8,29,192	4,50,514	4,69,067	3,14,186
Other Foreign Countries	—	—	—	—	—	9,993	6,701	6,441	1,625	1,675
TOTAL FOREIGN COUNTRIES	—	—	—	—	—	22,90,301	23,21,911	11,03,106	14,38,452	8,60,359
Share of Bengal	—	—	—	—	—	*5,71,375*	*4,94,733*	*2,54,547*	*4,31,497*	*2,31,815*
„ *Bombay*	—	—	—	—	—	*11,75,657*	*11,46,513*	*7,43,316*	*5,44,585*	*7,00,308*
„ *Sind*	—	—	—	—	—	*3,09,166*	*5,77,091*	*1,37,346*	*2,25,103*	*1,75,334*
„ *Madras*	—	—	—	—	—	*2,47,276*	*95,091*	*67,160*	*1,34,436*	*12,444*
„ *Burma*	—	—	—	—	—	*1,51,484*	*1,61,071*	*30,143*	*36,512*	*12,295*
TOTAL	—	—	—	—	—	24,54,958	24,74,499	12,32,812	16,72,158	11,32,243
Batteries (III. F)—										
United Kingdom (*including* Channel Islands)	—	—	—	—	—	1,80,497	2,32,345	1,99,610	3,56,557	2,08,249
Hongkong	—	—	—	—	—	1,360	191	6,651	17,463	27,550
Other British Possessions	—	—	—	—	—	5,541	3,897	3,981	3,824	2,146
TOTAL BRITISH EMPIRE	—	—	—	—	—	1,87,398	2,36,373	2,10,242	3,77,854	2,37,945
Denmark	—	—	—	—	—	8,640	4,216	2 447	1,993	660
Germany	—	—	—	—	—	3,60,086	2,74,554	1,49,734	1,35,809	2,24,778
Belgium	—	—	—	—	—	26,422	4,856	1,140	165	166
Austria	—	—	—	—	—	4,096	5,899	1,132	536	3,498
Czechoslovakia	—	—	—	—	—	9,964	5,926	976	933	2,865
China (*exclusive* of Hongkong and Macão)	—	—	—	—	—	..	496	30,730	45,378	25,906
Japan	—	—	—	—	—	466	93	1,129	3,092	42,188
United States of America—										
Vid Atlantic Coast	—	—	—	—	—	7,70,195	7,46,730	7,15,750	7,15,265	5,16,438
„ Pacific „	—	—	—	—	—	..	..	150	..	..
Other Foreign Countries	—	—	—	—	—	1,749	2,933	3,445	168	706
TOTAL FOREIGN COUNTRIES	—	—	—	—	—	11,81,568	10,45,203	9,06,613	9,06,424	11,16,324
Share of Bengal	—	—	—	—	—	*4,19,527*	*4,77,913*	*3,59,806*	*7,50,933*	*4,87,461*
„ *Bombay*	—	—	—	—	—	*53,196*	*45,277*	*36,551*	*41,702*	*94,528*
„ *Sind*	—	—	—	—	—	*545*	..	*1,426*	*4,297*	*1,87,898*
„ *Madras*	—	—	—	—	—	*3,46,569*	*2,83,912*	*1,73,130*	*1,4..903*	*2,07,991*
„ *Burma*	—	—	—	—	—	*5,43,929*	*4,94,674*	*3,66,141*	*3,46,443*	*3,71,893*
TOTAL	—	—	—	—	—	13,68,966	12,81,576	11,16,856	12,26,278	13,54,269

No. 10—*continued*

ARTICLES, AND COUNTRIES OF CONSIGNMENT; ALSO SHARE OF EACH PROVINCE	QUANTITY					VALUE				
	1929-30	1930-31	1931-32	1932-33	1933-34	1929-30	1930-31	1931-32	1932-33	1933-34
						R	R	R	R	R
Instruments, Apparatus, and Appliances, and parts thereof— *continued*										
Electrical, including ***telegraph and telephone apparatus*** not being ***machinery***— continued										
Carbons, electric (*including* furnace electrodes) (III. F)—										
United Kingdom (*including* Channel Islands)	—	—	—	—	—	2,72,275	2,12,205	2,16,837	2,71,416	2,26,183
Other British Possessions	—	—	—	—	—	28	..	497	1,981	648
TOTAL BRITISH EMPIRE	—	—	—	—	—	2,72,303	2,12,205	2,17,334	2,73,397	2,26,831
Germany	—	—	—	—	—	14,062	36,031	32,294	20,948	61,430
France	—	—	—	—	—	2,027	3,091	23,857	1,571	4,508
United States of America—										
Vid Atlantic Coast	—	—	—	—	—	3,722	595	5,206	10,810	22,708
„ Pacific „	—	—	—	—	—	188	..	..	..	..
Other Foreign Countries	—	—	—	—	—	4	6,348	3,241	7,057	1,884
TOTAL FOREIGN COUNTRIES	—	—	—	—	—	20,603	46,065	64,598	49,386	90,530
Share of Bengal	—	—	—	—	—	*1,29,754*	*1,27,770*	*1,32,557*	*1,98,062*	*1,27,111*
„ *Bombay*	—	—	—	—	—	*1,53,145*	*1,19,269*	*1,38,654*	*1,05,606*	*1,70,778*
„ *Sind*	—	—	—	—	—	*680*	*8,926*	*7,655*	*13,064*	*9,091*
„ *Madras*	—	—	—	—	—	*473*	*837*	*110*	*4,003*	*2,234*
„ *Burma*	—	—	—	—	—	*8,854*	*1,469*	*2,956*	*2,148*	*8,147*
TOTAL	—	—	—	—	—	2,92,906	2,58,270	2,81,932	3,22,783	3,17,361
Accumulators (*including* parts) (III. F)—										
United Kingdom (*including* Channel Islands)	—	—	—	—	—	18,28,439	11,61,712	6,16,341	7,89,151	6,05,751
Straits Settlements	—	—	—	—	—	10,338	..	..	..	..
TOTAL BRITISH EMPIRE	—	—	—	—	—	18,38,777	11,61,712	6,16,341	7,89,151	6,05,751
Denmark	—	—	—	—	—	..	..	..	..	21,787
Germany	—	—	—	—	—	89,949	84,030	5,212	5,544	32,705
Belgium	—	—	—	—	—	3,24,118	3,79,322	1,21,658	12,060	10,059
France	—	—	—	—	—	..	67,297	69,822	39,012	71,327
United States of America— *Vid* Atlantic Coast	—	—	—	—	—	3,35,739	1,50,147	41,731	72,079	908
Other Foreign Possessions	—	—	—	—	—	..	575	4	..	284
TOTAL FOREIGN COUNTRIES	—	—	—	—	—	7,49,806	6,81,371	2,38,427	1,28,695	1,37,070
Share of Bengal	—	—	—	—	—	*12,50,384*	*8,36,571*	*3,79,119*	*5,15,333*	*4,40,388*
„ *Bombay*	—	—	—	—	—	*13,35,707*	*10,05,792*	*4,58,134*	*3,96,096*	*3,67,311*
„ *Sind*	—	—	—	—	—	*860*	*696*	*17,233*	*293*	*24,269*
„ *Madras*	—	—	—	—	—	*901*	*931*	*282*	*5,624*	*791*
„ *Burma*	—	—	—	—	—	*731*	*93*	..	..	*62*
TOTAL	—	—	—	—	—	25,88,583	18,43,083	8,54,768	9,17,846	8,32,821
Condensers, electric (III. F)—										
United Kingdom (*including* Channel Islands)	—	—	—	—	—	1,700	4,400	4,940	7,749	23,996
Other British Possessions	—	—	—	—	—	..	..	..	180	..
TOTAL BRITISH EMPIRE	—	—	—	—	—	1,700	4,400	4,940	7,929	23,996
Germany	—	—	—	—	—	..	459	296	2,060	5,027
Other Foreign Countries	—	—	—	—	—	..	..	..	3,880	1,117
TOTAL FOREIGN COUNTRIES	—	—	—	—	—	..	459	296	6,540	6,144
Share of Bengal	—	—	—	—	—	*669*	*3,667*	*2,031*	*2,890*	*17,255*
„ *Bombay*	—	—	—	—	—	*441*	*1,192*	*2,818*	*9,528*	*10,045*
„ *Sind*	—	—	—	—	—	*590*	..	..	..	*352*
„ *Madras*	—	—	—	—	—	..	..	*387*	*2,051*	*2,458*
TOTAL	—	—	—	—	—	1,700	4,859	5,236	14,469	30,140

No. 10—*continued*

ARTICLES, AND COUNTRIES OF CONSIGNMENT; ALSO SHARE OF EACH PROVINCE	Quantity					Value				
	1929-30	1930-31	1931-32	1932-33	1933-34	1929-30	1930-31	1931-32	1932-33	1933-34
						R	R	R	R	R
nstruments, Apparatus, and Appliances, and parts thereof—*continued*										
Electrical, including *telegraph and telephone apparatus* not being *machinery*—continued										
Electric bell apparatus (not telegraphic or telephonic) (III. F)—										
United Kingdom (*including* Channel Islands)	—	—	—	—	—	4,433	3,714	1,678	6,151	11,713
Germany	—	—	—	—	—	5,771	5,666	7,752	14,735	27,389
Other Foreign Countries	—	—	—	—	—	5,381	2,374	3,104	3,442	4,222
TOTAL FOREIGN COUNTRIES	—	—	—	—	—	11,152	8,040	10,856	18,197	31,602
Share of Bengal	—	—	—	—	—	*300*	*804*	*66*	*654*	*7,909*
„ *Bombay*	—	—	—	—	—	*13,030*	*6,234*	*9,457*	*19,138*	*22,337*
„ *Sind*	—	—	—	—	—	*1,616*	*4,763*	*2,421*	*4,020*	*8,609*
„ *Madras*	—	—	—	—	—	..	..	..	*621*	*2,698*
„ *Burma*	—	—	—	—	—	*639*	*453*	*600*	*16*	*1,881*
TOTAL	—	—	—	—	—	15,585	11,754	12,534	24,348	43,315
Electric lighting accessories and fittings (*including* switches) (III. F)—										
United Kingdom (*including* Channel Islands)	—	—	—	—	—	10,27,702	5,23,759	3,68,130	2,65,530	3,47,736
Other British Possessions	—	—	—	—	—	1,102	337	754	88	..
TOTAL BRITISH EMPIRE	—	—	—	—	—	10,28,804	5,24,096	3,68,884	2,65,618	3,47,736
Germany	—	—	—	—	—	3,16,205	2,16,096	2,38,390	3,07,870	2,24,234
Netherlands	—	—	—	—	—	80,401	22,707	3,144	2,627	10,349
France	—	—	—	—	—	12,669	47,259	35,695	8,310	22,716
Italy (*including* Fiume)	—	—	—	—	—	1,495	5,515	11,831	6,772	3,649
Austria	—	—	—	—	—	6,907	23,317	27,697	22,950	10,261
Hungary	—	—	—	—	—	..	..	..	..	6,913
Czechoslovakia	—	—	—	—	—	12,286	12,288	16,094	11,418	6,538
Japan	—	—	—	—	—	36,349	32,479	18,018	75,922	40,709
United States of America—										
Vid Atlantic Coast	—	—	—	—	—	1,57,956	60,533	65,430	6,878	28,567
„ Pacific „	—	—	—	—	—	..	..	3,742	..	18,993
Other Foreign Countries	—	—	—	—	—	3,511	1,072	3,942	2,640	3,816
TOTAL FOREIGN COUNTRIES	—	—	—	—	—	6,29,778	4,21,326	4,23,493	5,05,394	3,92,628
Share of Bengal	—	—	—	—	—	*5,21,271*	*2,30,337*	*48,243*	*43,091*	*43,666*
„ *Bombay*	—	—	—	—	—	*7,87,698*	*3,91,630*	*4,19,006*	*4,51,377*	*3,30,570*
„ *Sind*	—	—	—	—	—	*1,53,092*	*1,57,895*	*1,66,229*	*2,33,020*	*3,09,700*
„ *Madras*	—	—	—	—	—	*75,649*	*92,104*	*92,578*	*16,847*	*19,821*
„ *Burma*	—	—	—	—	—	*1,20,872*	*73,706*	*46,311*	*27,677*	*36,661*
TOTAL	—	—	—	—	—	16,58,582	9,45,422	7,02,367	7,71,012	7,40,364
Electrical instruments (*other than* telegraphic and telephonic)—										
Meters (III. F)—										
United Kingdom (*including* Channel Islands)	—	—	—	—	—	6,91,870	4,52,249	2,85,118	5,51,439	5,18,663
Other British Possessions	—	—	—	—	—	190	..	1,034	254	156
TOTAL BRITISH EMPIRE	—	—	—	—		6,92,060	4,52,249	2,86,152	5,51,693	5,18,840

No. 10—*continued*

ARTICLES AND COUNTRIES OF CONSIGNMENT; ALSO SHARE OF EACH PROVINCE.	QUANTITY					VALUE				
	1929-30	1930-31	1931-32	1932-33	1933-34	1929-30	1930-31	1931-32	1932-33	1933-34
						R	R	R	R	R
Instruments, Apparatus, and Appliances, and parts thereof—*continued*										
***Electrical*, including *telegraph and telephone apparatus* not being *machinery*—continued**										
Electrical Instruments (*other than* telegraphic and telephonic)—*contd.*										
Meters (III F.)—*continued*										
Germany	—	—	—	—	—	1,20,667	1,27,788	2,03,876	2,50,453	69,187
France	—	—	—	—	—	8,197	9,461	694	628	19,373
Switzerland	—	—	—	—	—	46,343	36,019	65,967	1,14,499	85,783
Italy (*including* Fiume)	—	—	—	—	—	6,073	12,972	4,028	33,442	64,366
Austria	—	—	—	—	—	230	2,649	3,167	10,912	1,947
Hungary	—	—	—	—	—	..	..	..	7,732	5,324
United States of America—										
Vid Atlantic Coast	—	—	—	—	—	57,034	30,406	32,974	7,035	10,056
„ Pacific „	—	—	—	—	—	..	..	538	..	..
Other Foreign Countries	—	—	—	—	—	631	821	4,559	4,249	1,237
TOTAL FOREIGN COUNTRIES	—	—	—	—	—	2,39,175	2,20,116	3,15,803	4,28,950	2,57,273
Share of Bengal	—	—	—	—	—	*2,35,189*	*1,91,065*	*1,12,357*	*2,04,898*	*1,38,278*
„ *Bombay*	—	—	—	—	—	*4,04,137*	*2,81,550*	*2,71,078*	*3,68,395*	*3,30,447*
„ *Sind*	—	—	—	—	—	*77,108*	*97,848*	*1,62,436*	*2,71,216*	*1,33,417*
„ *Madras*	—	—	—	—	—	*97,088*	*57,641*	*90,899*	*99,047*	*1,53,590*
„ *Burma*	—	—	—	—	—	*67,713*	*44,261*	*14,685*	*37,087*	*20,381*
TOTAL	—	—	—	—	—	9,31,235	6,72,365	6,51,955	9,80,643	7,76,113
Others (III. F)—										
United Kingdom (*including* Channel Islands)	—	—	—	—	—	1,21,167	1,21,521	73,596	1,07,209	1,63,551
Other British Possessions	—	—	—	—	—	1,594	..	1,351	1,009	..
TOTAL BRITISH EMPIRE	—	—	—	—	—	1,22,761	1,21,521	74,947	1,08,218	1,63,551
Germany	—	—	—	—	—	1,00,500	1,14,898	61,109	47,418	46,240
Netherlands	—	—	—	—	—	491	712	1,277	5,507	524
France	—	—	—	—	—	5,637	603	1,178	24,970	27,252
United States of America—										
Vid Atlantic Coast	—	—	—	—	—	15,835	40,721	50,052	33,241	1,05,607
„ Pacific „	—	—	—	—	—	..	..	..	..	1,866
Other Foreign Countries	—	—	—	—	—	4,774	5,512	7,173	3,566	6,605
TOTAL FOREIGN COUNTRIES	—	—	—	—	—	1,27,237	1,61,946	1,20,789	1,14,702	1,88,094
Share of Bengal	—	—	—	—	—	*1,55,507*	*1,78,449*	*56,648*	*501*	*38,815*
„ *Bombay*	—	—	—	—	—	*6,980*	*22,432*	*16,878*	*10,343*	*11,692*
„ *Sind*	—	—	—	—	—	*80,822*	*72,403*	*1,21,900*	*2,10,518*	*3,01,138*
„ *Madras*	—	—	—	—	—	*3,091*	*1,590*	*310*	*1,558*	..
„ *Burma*	—	—	—	—	—	*3,598*	*8,603*	..	..	..
TOTAL	—	—	—	—	—	2,49,998	2,83,467	1,95,736	2,22,920	3,51,645
Electro-medical apparatus (*including* X-ray apparatus) (III. F)—										
United Kingdom (*including* Channel Islands)	—	—	—	—	—	1,05,972	41,791	65,382	82,857	84,765
Ceylon (*excluding* Maldives)	—	—	—	—	—	..	7,567	..	..	..
Other British Possessions	—	—	—	—	—	..	27	998	..	40
TOTAL BRITISH EMPIRE	—	—	—	—	—	1,05,972	49,385	66,380	82,857	84,805

No. 10—*continued*

ARTICLES, AND COUNTRIES OF CONSIGNMENT; ALSO SHARE OF EACH PROVINCE	Quantity					Value				
	1929-30	1930-31	1931-32	1932-33	1933-34	1929-30	1930-31	1931-32	1932-33	1933-34
						R	R	R	R	R
Instruments, Apparatus, and Appliances, and parts thereof—*continued*										
Electrical, including *telegraph and telephone apparatus* not being *Machinery*—continued										
Electro-medical apparatus (*including* X-ray apparatus) (III. F)—*continued*										
Germany	—	—	—	—	—	66,045	76,428	88,101	1,01,830	1,60,434
Netherlands	—	—	—	—	—	10,520	24,280	10,930	483	..
France	—	—	—	—	—	20,247	20,795	14,800	13,478	756
Japan	—	—	—	—	—	..	532	5,564	96	630
Egypt	—	—	—	—	—	..	..	..	..	5,960
United States of America—										
Vid Atlantic Coast	—	—	—	—	—	2,14,242	1,34,628	84,943	1,28,870	74,862
Other Foreign Countries	—	—	—	—	—	1,925	2,564	4,722	5,465	3,034
TOTAL FOREIGN COUNTRIES	—	—	—	—	—	3,21,979	2,59,227	2,04,060	2,50,022	2,45,976
Share of Bengal	—	—	—	—	—	*93,733*	*67,871*	*70,372*	*57,175*	*46,054*
„ *Bombay*	—	—	—	—	—	*2,96,960*	*2,00,192*	*1,67,743*	*2,37,043*	*2,38,652*
„ *Sind*	—	—	—	—	—	*21,023*	*18,864*	*21,029*	*31,725*	*37,836*
„ *Madras*	—	—	—	—	—	*10,211*	*6,131*	*4,435*	*16,269*	*5,173*
„ *Burma*	—	—	—	—	—	*6,025*	*16,504*	*6,861*	*667*	*2,636*
TOTAL	—	—	—	—	—	4,27,951	3,08,612	2,70,440	3,32,879	3,30,181
Switch boards (*other than* telegraph and telephone) III. F)—										
United Kingdom (*including* Channel Islands)	—	—	—	—	—	2,52,827	3,06,989	2,42,990	1,86,072	3,05,738
Other British Possessions	—	—	—	—	—	272	350	131	265	50
TOTAL BRITISH EMPIRE	—	—	—	—	—	2,53,099	3,07,339	2,43,121	1,86,337	3,05,788
Sweden	—	—	—	—	—	5,350	11	2,437	1,402	3,074
Germany	—	—	—	—	—	10,099	12,855	21,544	5,636	3,427
Netherlands	—	—	—	—	—	..	..	..	870	9,427
Switzerland	—	—	—	—	—	6,568	146	..	1,388	..
United States of America—										
Vid Atlantic Coast	—	—	—	—	—	5,709	3,515	252	286	..
Other Foreign Countries	—	—	—	—	—	204	..	..	8	368
TOTAL FOREIGN COUNTRIES	—	—	—	—	—	36,930	16,526	24,233	9,650	17,196
Share of Bengal	—	—	—	—	—	*2,77,528*	*3,10,923*	*2,55,208*	*1,72,970*	*3,17,360*
„ *Bombay*	—	—	—	—	—	*6,575*	*12,396*	*1,837*	*13,277*	*33*
„ *Madras*	—	—	—	—	—	*5,491*	*646*	*10,262*	*4,740*	*5,601*
„ *Burma*	—	—	—	—	—	*435*	..	..	..	..
TOTAL	—	—	—	—	—	2,90,029	3,23,965	2,67,354	1,95,987	3,22,994
Electrical goods and apparatus not enumerated (III.F)—										
United Kingdom (*including* Channel Islands)	—	—	—	—	—	38,16,724	29,72,786	21,36,161	21,48,717	19,73,559
Ceylon (*excluding* Maldives)	—	—	—	—	—	3,813	6,423	10,497	591	1,528
Hongkong	—	—	—	—	—	1	18	14,574	11,730	2,030
Canada—										
Vid Atlantic Coast	—	—	—	—	—	996	24,211	213	393	7,783
Commonwealth of Australia	—	—	—	—	—	..	..	..	13,908	6,715
Other British Possessions	—	—	—	—	—	4,324	2,945	4,870	1,515	2,496
TOTAL BRITISH EMPIRE	—	—	—	—	—	38,25,858	30,14,512	21,66,315	21,76,854	19,92,012

No. 10—*continued*

ARTICLES, AND COUNTRIES OF CONSIGNMENT; ALSO SHARE OF EACH PROVINCE	QUANTITY					VALUE				
	1929-30	1930-31	1931-32	1932-33	1933-34	1929-30	1930-31	1931-32	1932-33	1933-34
						R	R	R	R	R
Instruments, Apparatus, and Appliances, and parts thereof— *continued*										
***Electrical*, including *telegraph and telephone apparatus* not being *machinery*—** continued										
Electrical goods and apparatus not enumerated (III. F)— *continued*										
Sweden	—	—	—	—	—	5,230	25,892	4,366	23,210	2,309
Denmark	—	—	—	—	—	977	4,900	27,216	6,082	1,893
Germany	—	—	—	—	—	7,35,326	7,97,321	5,44,801	7,59,339	5,26,816
Netherlands	—	—	—	—	—	21,501	1,29,181	55,422	1,16,664	1,94,437
Belgium	—	—	—	—	—	19,939	10,802	4,667	9,910	7,616
France	—	—	—	—	—	63,774	66,583	40,523	10,052	40,813
Switzerland	—	—	—	—	—	3,107	11,633	6,761	7,556	6,614
Italy (*including* Fiume)	—	—	—	—	—	14,129	34,031	35,836	45,011	30,129
Austria	—	—	—	—	—	13,089	22,327	11,414	8,757	12,788
Czechoslovakia	—	—	—	—	—	43,013	43,722	15,766	5,350	5,643
China (*exclusive* of Hongkong and Macão)	—	—	—	—	—	358	1,128	24,001	14,942	5,748
Japan	—	—	—	—	—	87,501	88,596	58,929	1,12,842	1,20,173
Egypt	—	—	—	—	—	28	9,811	140	186	15
United States of America—										
Vid Atlantic Coast	—	—	—	—	—	8,65,073	13,30,047	9,81,425	8,40,075	5,15,910
„ Pacific „	—	—	—	—	—	65	2,555	3,460	1,076	4,758
Other Foreign Countries	—	—	—	—	—	981	1,124	3,868	1,055	3,232
TOTAL FOREIGN COUNTRIES	—	—	—	—	—	18,74,091	25,80,553	18,24,615	19,75,207	14,78,804
Share of Bengal	—	—	—	—	—	*34,65,481*	*31,30,831*	*21,62,321*	*22,26,710*	*19,18,121*
„ *Bombay*	—	—	—	—	—	*11,39,175*	*13,09,972*	*9,87,389*	*8,52,490*	*9,64,310*
„ *Sind*	—	—	—	—	—	*2,99,468*	*3,65,242*	*2,31,148*	*2,89,708*	*34,937*
„ *Madras*	—	—	—	—	—	*4,84,527*	*6,00,538*	*3,81,775*	*6,44,422*	*4,25,236*
„ *Burma*	—	—	—	—	—	*3,12,198*	*1,85,952*	*2,28,297*	*1,38,731*	*1,28,302*
TOTAL	—	—	—	—	—	57,00,849	55,95,535	39,90,930	41,52,061	34,70,900
***Total value of Instruments, Electrical*, including *telegraph and telephone apparatus*, not being *machinery*—**										
United Kingdom (*including* Channel Islands)	—	—	—	—	—	2,15,14,638	1,74,02,281	1,15,28,256	1,21,50,695	1,30,52,597
Ceylon (*excluding* Maldives)	—	—	—	—	—	7,248	19,588	12,956	8,672	3,756
Straits Settlements	—	—	—	—	—	22,066	7,847	25,024	16,693	8,573
Hongkong	—	—	—	—	—	2,104	11,601	1,43,020	1,68,660	3,02,816
Canada—										
Vid Atlantic Coast	—	—	—	—	—	1,925	34,211	213	1,499	10,278
„ Pacific „	—	—	—	—	—	..	..	..	21	..
Commonwealth of Australia	—	—	—	—	—	1,15,470	6,930	6,080	17,040	6,777
Other British Possessions	—	—	—	—	—	942	2,234	4,246	1,016	533
TOTAL BRITISH EMPIRE	—	—	—	—	—	2,16,64,483	1,74,84,692	1,17,19,795	1,23,64,296	1,33,85,330
Sweden	—	—	—	—	—	40,626	44,365	42,085	56,566	63,337
Norway	—	—	—	—	—	644	11,815	1,505	1,051	399
Denmark	—	—	—	—	—	10,029	10,010	31,023	11,603	30,133
Germany	—	—	—	—	—	42,67,980	42,79,750	32,89,662	34,42,318	25,21,698
Netherlands	—	—	—	—	—	16,24,441	14,87,040	13,08,668	11,01,576	11,47,977
Belgium	—	—	—	—	—	4,66,033	7,27,970	4,55,286	2,90,267	3,25,547
France	—	—	—	—	—	1,70,917	3,13,114	2,43,298	1,34,487	2,45,813

No. 10—*continued*

ARTICLES, AND COUNTRIES OF CONSIGNMENT; ALSO SHARE OF EACH PROVINCE	Quantity					Value				
	1929-30	1930-31	1931-32	1932-33	1933-34	1929-30	1930-31	1931-32	1932-33	1933-34
						R	R	R	R	R
Instruments, Apparatus, and Appliances, and parts thereof—*continued*										
Electrical, including ***telegraph and telephone apparatus*** not being ***machinery***—concluded										
Total value of Instruments, Electrical, including ***telegraph and telephone apparatus***, not being ***machinery***—continued										
Switzerland	—	—	—	—	—	86,127	70,483	1,01,166	1,28,971	93,309
Italy (*including* Fiume)	—	—	—	—	—	13,94,751	8,61,717	5,23,898	6,16,702	6,27,140
Austria	—	—	—	—	—	3,73,033	3,76,111	2,92,441	2,73,782	2,25,442
Hungary	—	—	—	—	—	37,126	28,709	35,380	26,009	15,050
Czechoslovakia	—	—	—	—	—	2,50,712	2,56,117	3,22,747	3,15,543	3,12,892
China (*exclusive* of Hongkong and Macão)	—	—	—	—	—	454	12,736	3,73,913	3,09,905	1,63,940
Japan	—	—	—	—	—	9,58,769	7,07,758	5,28,767	16,80,550	15,17,043
Egypt	—	—	—	—	—	298	10,478	760	683	6,204
United States of America—										
Vid Atlantic Coast	—	—	—	—	—	47,45,599	43,70,627	30,10,973	26,57,069	23,62,510
„ Pacific „	—	—	—	—	—	253	2,843	9,966	2,744	30,457
Other Foreign Countries	—	—	—	—	—	3,088	4,200	5,789	6,262	6,450
TOTAL FOREIGN COUNTRIES	—	—	—	—	—	1,44,30,880	1,35,75,843	1,05,77,927	1,10,56,148	96,96,981
Share of Bengal	—	—	—	—	—	*1,65,20,620*	*1,35,28,291*	*91,01,160*	*91,94,880*	*81,77,268*
„ *Bombay*	—	—	—	—	—	*1,29,35,568*	*99,18,921*	*73,49,850*	*71,69,240*	*82,14,611*
„ *Sind*	—	—	—	—	—	*16,53,453*	*28,87,698*	*21,13,449*	*24,81,763*	*24,12,180*
„ *Madras*	—	—	—	—	—	*24,33,122*	*25,61,415*	*21,33,195*	*28,63,989*	*25,35,333*
„ *Burma*	—	—	—	—	—	*25,22,600*	*21,64,210*	*16,00,068*	*12,10,572*	*11,48,207*
TOTAL	—	—	—	—	—	3,60,95,363	3,10,60,535	2,22,97,722	2,34,20,444	2,30,81,361
Musical—										
Organs and Harmoniums, complete (III. D)—	No.	No.	No.	No.	No.					
TOTAL BRITISH EMPIRE	41	38	61	37	40	6,087	5,742	6,320	5,911	3,764
France	37	9	1	6	1	6,816	1,100	1,158	940	120
Italy (*including* Fiume)	3	2	2	1	..	18,165	924	754	40	..
Japan	72	38	23	673	31	6,054	1,912	1,584	1,868	1,225
United States of America—										
Vid Atlantic Coast	47	31	12	8	16	13,496	7,555	7,894	3,296	2,991
Other Foreign Countries	64	22	25	3	7	7,247	2,914	3,150	783	890
TOTAL FOREIGN COUNTRIES	223	97	63	691	55	51,778	14,405	14,340	6,927	5,226
Share of Bengal	*73*	*32*	*57*	*20*	*12*	*9,178*	*4,239*	*5,408*	*4,195*	*1,253*
„ *Bombay*	*61*	*63*	*36*	*394*	*54*	*14,287*	*8,908*	*4,736*	*4,504*	*3,826*
„ *Sind*	*14*	*3*	*2*	*2*	*2*	*2,481*	*135*	*1,902*	*394*	*149*
„ *Madras*	*42*	*21*	*20*	*293*	*11*	*24,134*	*4,161*	*4,792*	*2,037*	*1,394*
„ *Burma*	*74*	*16*	*9*	*14*	*16*	*7,818*	*2,704*	*3,823*	*1,668*	*1,864*
TOTAL	264	135	124	728	95	57,865	20,147	20,660	12,838	8,990
Pianos and Piano players complete (III. D)—	No.	No.	No.	No.	No.					
United Kingdom (*including* Channel Islands)	55	49	32	27	34	42,570	30,356	14,177	18,554	15,080
Straits Settlements	7	27	19	7	2	2,954	9,566	7,496	2,118	870
Other British Possessions	10	4	7	1	3	4,638	2,317	1,594	252	1,126
TOTAL BRITISH EMPIRE	72	80	58	35	39	51,162	42,239	23,266	21,424	19,076

No. 10—*continued*

ARTICLES, AND COUNTRIES OF CONSIGNMENT; ALSO SHARE OF EACH PROVINCE	QUANTITY					VALUE				
	1929-30	1930-31	1931-32	1932-33	1933-34	1929-30	1930-31	1931-32	1932-33	1933-34
						R	R	R	R	R
Instruments, Apparatus, and Appliances, and parts thereof—*continued*										
***Musical*—continued**										
Pianos and Piano players, complete (III. D)—*contd.*	No.	No.	No.	No.	No.					
Germany	133	70	32	17	8	1,26,152	65,874	28,593	14,111	8,137
France	1	1	1	1	..	1,350	706	7,906	270	..
China (*exclusive* of Hongkong and Macão)	30	31	13	4	4	13,428	12,066	5,143	1,589	1,276
United States of America—										
Vid Atlantic Coast	19	9	12	4	8	11,069	8,666	5,646	1,870	1,883
,, Pacific ,,	..	..	..	..	1	..	..	..	..	452
Other Foreign Countries	9	12	4	9	3	8,381	7,991	1,450	2,081	900
TOTAL FOREIGN COUNTRIES	192	123	62	35	24	1,60,380	90,803	48,828	19,921	12,648
Share of Bengal	*67*	*63*	*35*	*12*	*11*	*52,676*	*36,610*	*17,930*	*7,715*	*4,283*
,, *Bombay*	*87*	*66*	*42*	*29*	*26*	*77,113*	*45,559*	*30,209*	*15,731*	*16,685*
,, *Sind*	*32*	*19*	*8*	*3*	*9*	*24,266*	*10,460*	*3,318*	*632*	*4,748*
,, *Madras*	*16*	*19*	*13*	*9*	*8*	*13,095*	*13,707*	*6,237*	*5,642*	*2,554*
,, *Burma*	*62*	*36*	*22*	*17*	*9*	*44,392*	*26,206*	*15,100*	*11,225*	*4,256*
TOTAL	264	203	120	70	63	2,11,542	1,32,542	72,794	40,945	32,526
Talking machines and accessories—	No.	No.	No.	No.	No.					
Talking machines (III. D)—										
United Kingdom (*including* Channel Islands)	12,468	10,092	9,613	10,060	16,603	4,89,897	4,11,862	3,24,584	3,87,016	4,94,685
Other British Possessions	202	252	116	121	149	8,599	9,015	5,221	4,451	6,122
TOTAL BRITISH EMPIRE	12,670	10,344	9,729	11,090	16,817	4,98,496	4,20,877	3,29,805	3,91,467	5,00,807
Germany	2,489	1,601	1,102	1,038	493	52,734	46,852	37,000	31,023	10,462
Switzerland	60	229	185	618	254	922	3,290	3,110	10,198	3,377
Japan	9	39	66	1,496	53,739	285	874	2,360	14,767	4,23,786
United States of America—										
Vid Atlantic Coast	706	317	143	131	56	44,461	25,547	30,724	31,402	7,018
,, Pacific ,,	2	8	23	11	2	171	409	3,016	895	80
Other Foreign Countries	225	167	178	114	129	11,080	6,507	10,204	4,128	5,253
TOTAL FOREIGN COUNTRIES	3,491	2,361	1,757	3,408	54,673	1,09,653	81,479	86,414	92,413	4,49,976
Share of Bengal	*7,378*	*3,271*	*4,031*	*4,061*	*29,802*	*2,36,107*	*1,08,289*	*1,10,738*	*1,12,074*	*3,96,801*
,, *Bombay*	*2,807*	*2,829*	*2,398*	*4,169*	*26,046*	*1,50,719*	*1,46,579*	*1,18,623*	*1,48,745*	*3,07,791*
,, *Sind*	*2,150*	*975*	*948*	*1,560*	*5,418*	*62,903*	*36,086*	*27,095*	*46,241*	*98,941*
,, *Madras*	*1,668*	*2,331*	*2,583*	*3,561*	*5,779*	*58,866*	*1,13,303*	*1,05,534*	*1,21,718*	*93,670*
,, *Burma*	*2,158*	*2,799*	*1,526*	*1,147*	*4,445*	*99,554*	*98,099*	*54,229*	*55,102*	*53,580*
TOTAL	16,161	12,705	11,486	14,498	71,490	6,08,149	5,02,356	4,16,219	4,83,880	9,50,783
Records (III. D)—	No.	No.	No.	No.	No.					
United Kingdom (*including* Channel Islands)	553,289	439,929	359,349	204,709	92,217	6,18,624	5,68,194	3,38,686	1,72,094	1,05,068
Ceylon (*excluding* Maldives)	2,373	3,610	1,982	398	228	4,942	8,627	3,956	847	308
Straits Settlements	29,697	6,161	6,734	5,537	1,633	66,575	13,830	13,440	12,214	2,874
Federated Malay States	15,338	3,055	3,375	775	..	35,882	7,299	7,832	1,505	..
Hongkong	6,447	3,875	954	4	795	12,780	5,747	1,210	5	810
Other British Possessions	2,013	1,349	631	188	1,236	4,470	2,431	439	137	781
TOTAL BRITISH EMPIRE	609,157	457,979	373,025	211,611	96,109	7,43,273	6,01,128	3,65,563	1,87,702	1,09,841

No. 10—*continued*

ARTICLES, AND COUNTRIES OF CONSIGNMENT; ALSO SHARE OF EACH PROVINCE	QUANTITY					VALUE				
	1929-30	1930-31	1931-32	1932-33	1933-34	1929-30	1930-31	1931-32	1932-33	1933-34
						R	R	R	R	R
Instruments, Apparatus, and Appliances, and parts thereof—*continued*										
***Musical*—continued**										
Talking machines and accessories—*continued*										
Records (III. D)—*contd.*	No.	No.	No.	No.	No.					
Germany	19,650	69,590	65,240	31,487	16,418	17,861	62,930	56,068	25,252	13,747
France	163	167	4,277	114	214	1,038	501	10,525	191	310
Java	7,766	1,110	65	100	88	17,948	2,496	20	25	110
United States of America—*Vid* Atlantic Coast	82,779	27,124	9,541	1,767	9,040	1,05,746	39,845	12,201	1,696	4,333
„ Pacific „	104	685	2,663	194	70	151	743	2,944	154	20
Other Foreign Countries	6,399	5,052	4,432	2,644	5,495	7,569	6,985	3,891	2,739	4,420
TOTAL FOREIGN COUNTRIES	116,861	103,728	86,218	36,306	32,225	1,50,313	1,13,500	85,649	30,047	22,940
Share of Bengal	*406,937*	*303,663*	*72,790*	*35,680*	*34,367*	*5,64,301*	*4,19,317*	*98,159*	*46,831*	*38,852*
„ *Bombay*	*197,172*	*127,574*	*89,800*	*53,024*	*57,010*	*2,26,372*	*1,63,729*	*1,00,629*	*64,672*	*67,026*
„ *Sind*	*2,907*	*3,111*	*1,994*	*1,423*	*1,718*	*4,323*	*10,935*	*2,843*	*1,800*	*1,967*
„ *Madras*	*62,764*	*45,550*	*214,160*	*108,212*	*16,103*	*33,772*	*36,232*	*1,70,932*	*78,744*	*16,142*
„ *Burma*	*56,238*	*76,809*	*80,499*	*49,573*	*19,136*	*64,818*	*79,415*	*78,619*	*45,701*	*15,764*
TOTAL	726,018	561,707	459,243	247,917	128,334	8,93,586	7,14,628	4,51,212	2,17,749	1,32,781
Accessories (III. D)—										
United Kingdom (*including* Channel Islands)	—	—	—	—	—	5,71,524	2,50,533	3,70,977	5,42,524	7,33,070
Commonwealth of Australia	—	—	—	—	—	..	..	..	..	5,480
Straits Settlements	—	—	—	—	—	6,411	776	357	209	80
Other British Possessions	—	—	—	—	—	749	980	2,285	193	135
TOTAL BRITISH EMPIRE	—	—	—	—	—	5,78,684	2,52,289	3,73,619	5,42,926	7,38,774
Sweden	—	—	—	—	—	..	827	..	2,238	7,807
Germany	—	—	—	—	—	1,87,445	1,18,242	1,32,596	1,76,081	1,32,278
Netherlands	—	—	—	—	—	2,110	6,855	824	55	4,430
France	—	—	—	—	—	4,980	6,421	8,986	3,390	3,104
Switzerland	—	—	—	—	—	1,59,328	1,05,728	1,38,860	1,77,206	1,99,500
Italy (*including* Fiume)	—	—	—	—	—	10,592	10,316	19,021	16,913	14,844
Japan	—	—	—	—	—	..	..	..	12,502	1,19,955
United States of America—*Vid* Atlantic Coast	—	—	—	—	—	7,814	2,498	17,407	6,735	2,907
„ Pacific „	—	—	—	—	—	..	490	177	2	..
Other Foreign Countries	—	—	—	—	—	7,128	2,188	6,078	4,079	974
TOTAL FOREIGN COUNTRIES	—	—	—	—	—	3,79,397	2,53,565	3,23,949	3,99,291	4,85,799
Share of Bengal	—	—	—	—	—	*6,40,789*	*2,49,553*	*4,10,594*	*5,82,726*	*6,79,997*
„ *Bombay*	—	—	—	—	—	*2,24,366*	*1,91,823*	*2,90,289*	*2,17,553*	*3,41,918*
„ *Sind*	—	—	—	—	—	*34,511*	*29,449*	*30,527*	*60,363*	*1,20,162*
„ *Madras*	—	—	—	—	—	*11,191*	*12,989*	*21,956*	*49,016*	*31,206*
„ *Burma*	—	—	—	—	—	*46,724*	*22,040*	*35,104*	*32,669*	*61,295*
TOTAL	—	—	—	—	—	9,58,081	5,05,854	6,97,468	9,42,217	12,24,578
Total value of talking machines and accessories—										
United Kingdom (*including* Channel Islands)	—	—	—	—	—	16,90,045	12,25,589	10,34,247	11,02,514	13,22,923
Ceylon (*excluding* Maldives)	—	—	—	—	—	6,877	11,424	6,542	2,704	1,129
Straits Settlements	—	—	—	—	—	75,611	17,663	15,343	13,421	5,017
Federated Malay States	—	—	—	—	—	35,852	7,299	7,822	1,[illegible]	..
Hongkong	—	—	—	—	—	16,549	9,037	2,915	847	977
Commonwealth of Australia	—	—	—	—	—	647	1,322	198	202	6,130
Other British Possessions	—	—	—	—	—	4,842	1,959	1,909	1,211	2,346
TOTAL BRITISH EMPIRE	—	—	—	—	—	18,20,653	12,74,294	10,68,987	11,22,096	13,49,422

No. 10—*continued*

ARTICLES, AND COUNTRIES OF CONSIGNMENT; ALSO SHARE OF EACH PROVINCE	QUANTITY					VALUE				
	1929-30	1930-31	1931-32	1932-33	1933-34	1929-30	1930-31	1931-32	1932-33	1933-34
						R	R	R	R	R
Instruments, Apparatus and Appliances, and parts thereof—*continued*										
Musical—continued										
Talking machines and accessories—*concluded*										
Total value of talking machines and accessories—*concld.*										
Sweden	—	—	—	—	—	83	837	353	2,398	8,030
Germany	—	—	—	—	—	2,58,040	2,28,024	2,25,664	2,32,356	1,56,487
Netherlands	—	—	—	—	—	4,245	6,985	2,777	100	4,442
France	—	—	—	—	—	8,339	8,958	23,483	5,180	4,188
Switzerland	—	—	—	—	—	1,60,290	1,09,018	1,42,000	1,87,404	2,02,877
Italy (*including* Fiume)	—	—	—	—	—	12,604	11,180	20,064	17,263	15,487
Java	—	—	—	—	—	18,331	3,576	270	45	433
Japan	—	—	—	—	—	2,814	1,517	3,158	28,356	5,45,987
United States of America—										
Vid Atlantic Coast	—	—	—	—	—	1,58,021	65,890	60,332	39,833	14,258
„ Pacific „	—	—	—	—	—	322	1,642	6,137	1,051	100
Other Foreign Countries	—	—	—	—	—	16,274	10,917	11,779	7,765	6,426
TOTAL FOREIGN COUNTRIES	—	—	—	—	—	6,39,363	4,48,544	4,96,012	5,21,751	9,58,715
Share of Bengal	—	—	—	—	—	*14,41,197*	*7,77,169*	*6,19,521*	*7,41,631*	*11,16,680*
„ *Bombay*	—	—	—	—	—	*6,01,967*	*5,07,131*	*4,19,541*	*4,10,973*	*7,06,729*
„ *Sind*	—	—	—	—	—	*1,01,737*	*76,470*	*60,466*	*1,08,393*	*2,21,071*
„ *Madras*	—	—	—	—	—	*1,03,829*	*1,62,624*	*2,97,520*	*2,49,477*	*1,41,018*
„ *Burma*	—	—	—	—	—	*2,11,096*	*1,99,554*	*1,67,952*	*1,33,372*	*1,23,639*
TOTAL	—	—	—	—	—	24,59,816	17,22,838	15,64,999	16,43,846	23,08,137
Other sorts, *including* parts of musical instruments (III. D)—										
United Kingdom (*including* Channel Islands)	—	—	—	—	—	2,43,350	2,48,634	1,93,298	2,40,130	1,95,332
Ceylon (*including* Maldives)	—	—	—	—	—	3,122	3,735	5,011	14,087	4,450
Straits Settlements	—	—	—	—	—	9,355	3,007	5,403	3,400	1,217
Other British Possessions	—	—	—	—	—	2,524	3,164	1,206	3,090	263
TOTAL BRITISH EMPIRE	—	—	—	—	—	2,58,367	2,58,540	2,04,913	2,60,707	2,01,262
Germany	—	—	—	—	—	3,05,793	2,43,954	2,75,486	2,70,238	2,16,455
Netherlands	—	—	—	—	—	2,604	1,017	2,647	663	8,168
France	—	—	—	—	—	90,611	45,093	22,008	11,202	15,956
Switzerland	—	—	—	—	—	1,846	2,320	10,872	10,579	13,578
Italy	—	—	—	—	—	12,501	7,063	9,940	21,618	23,174
Czechoslovakia	—	—	—	—	—	7,889	14,710	9,442	10,406	2,451
China (*exclusive* of Hongkong and Macão)	—	—	—	—	—	3,024	5,983	483	526	404
Japan	—	—	—	—	—	13,405	7,076	5,712	54,967	1,55,565
Egypt	—	—	—	—	—	..	1,312	15	3,250	7,466
United States of America—										
Vid Atlantic Coast	—	—	—	—	—	55,394	92,309	47,232	11,434	8,997
„ Pacific „	—	—	—	—	—	527	654	..	2,182	158
Other Foreign Countries	—	—	—	—	—	628	2,871	1,425	610	2,258
TOTAL FOREIGN COUNTRIES	—	—	—	—	—	5,54,222	4,24,362	3,85,262	3,97,675	4,54,620
Share of Bengal	—	—	—	—	—	*2,80,119*	*2,29,283*	*2,28,114*	*1,79,143*	*2,57,545*
„ *Bombay*	—	—	—	—	—	*2,75,314*	*2,60,603*	*1,64,565*	*1,84,342*	*2,10,603*
„ *Sind*	—	—	—	—	—	*1,33,474*	*92,293*	*1,38,237*	*1,99,627*	*98,721*
„ *Madras*	—	—	—	—	—	*43,326*	*26,850*	*32,332*	*55,642*	*57,513*
„ *Burma*	—	—	—	—	—	*80,356*	*73,843*	*26,927*	*39,128*	*31,208*
TOTAL	—	—	—	—	—	8,12,589	6,82,902	5,90,175	6,58,382	6,55,891

No. 10—*continued*

ARTICLES, AND COUNTRIES OF CONSIGNMENT: ALSO SHARE OF EACH PROVINCE	Quantity					Value				
	1929-30	1930-31	1931-32	1932-33	1933-34	1929-30	1930-31	1931-32	1932-33	1933-34
						R	R	R	R	R
Instruments, Apparatus and Appliances, and parts thereof— *continued*										
***Musical*—continued**										
Total value of Musical instruments—										
United Kingdom (*including* Channel Islands)	—	—	—	—	—	19,71,332	15,09,269	12,44,135	13,64,970	15,48,328
Ceylon (*excluding* Maldives)	—	—	—	—	—	11,035	15,952	13,520	16,817	5,971
Straits Settlements	—	—	—	—	—	88,654	30,940	29,030	19,804	7,889
Federated Malay States	—	—	—	—	—	35,882	7,299	7,852	1,065	..
Hongkong	—	—	—	—	—	20,424	12,029	5,986	1,386	1,219
Commonwealth of Australia	—	—	—	—	—	2,023	1,939	218	272	7,338
Other British Possessions	—	—	—	—	—	5,819	3,378	2,866	4,733	3,581
TOTAL BRITISH EMPIRE	—	—	—	—	—	21,36,069	15,80,815	13,04,186	14,09,737	15,74,326
Sweden	—	—	—	—	—	553	1,921	448	2,848	8,956
Germany	—	—	—	—	—	7,53,457	5,39,326	5,30,914	5,16,705	3,81,070
Netherlands	—	—	—	—	—	7,090	8,002	5,424	763	12,610
France	—	—	—	—	—	1,07,116	55,857	54,645	17,592	20,264
Switzerland	—	—	—	—	—	1,02,136	1,11,338	1,52,872	1,07,983	2,16,455
Italy (*including* Fiume)	—	—	—	—	—	46,704	22,747	31,458	39,339	38,661
Czechoslovakia	—	—	—	—	—	10,054	14,710	9,775	10,907	2,451
Java	—	—	—	—	—	18,851	4,396	300	356	451
China (*exclusive* of Hongkong and Macão)	—	—	—	—	—	22,172	28,038	10,077	5,214	5,770
Japan	—	—	—	—	—	22,273	10,505	10,099	80,220	7,02,777
Egypt	—	—	—	—	—	108	1,380	15	3,390	8,855
United States of America—										
Vid Atlantic Coast	—	—	—	—	—	2,37,080	1,09,420	1,20,904	56,433	28,129
„ Pacific „	—	—	—	—	—	849	2,296	6,137	3,233	710
Other Foreign Countries	—	—	—	—	—	15,800	12,060	10,474	5,283	4,050
TOTAL FOREIGN COUNTRIES	—	—	—	—	—	14,05,748	9,77,614	9,44,442	9,46,274	14,81,218
Share of Bengal	—	—	—	—	—	*17,83,170*	*10,47,291*	*8,70,973*	*9,32,684*	*13,79,061*
„ *Bombay*	—	—	—	—	—	*9,68,671*	*8,32,203*	*6,19,050*	*6,16,050*	*9,37,843*
„ *Sind*	—	—	—	—	—	*2,61,938*	*1,79,358*	*2,03,028*	*3,09,046*	*3,24,690*
„ *Madras*	—	—	—	—	—	*1,84,374*	*2,07,272*	*3,40,881*	*3,12,848*	*2,02,088*
„ *Burma*	—	—	—	—	—	*3,43,659*	*3,02,307*	*2,13,502*	*1,85,383*	*1,60,067*
TOTAL	—	—	—	—	—	35,41,812	25,58,429	22,48,028	23,56,011	30,03,544
Optical (III. D)—										
United Kingdom (*including* Channel Islands)	—	—	—	—	—	1,00,866	97,609	84,403	53,485	77,515
Other British Possessions	—	—	—	—	—	1,514	1,206	2,363	683	1,113
TOTAL BRITISH EMPIRE	—	—	—	—	—	1,02,380	98,814	86,766	54,168	78,628
Germany	—	—	—	—	—	3,87,748	2,46,498	1,74,235	1,15,169	2,06,671
Belgium	—	—	—	—	—	4,642	7,643	3,607	2,189	916
France	—	—	—	—	—	98,876	58,528	61,803	36,745	11,876
Austria	—	—	—	—	—	9,209	57	2,451	1,920	3,625
Japan	—	—	—	—	—	1,49,519	1,89,503	2,55,568	4,41,815	5,22,280
United States of America—										
Vid Atlantic Coast	—	—	—	—	—	49,987	44,422	10,696	19,582	9,139
„ Pacific „	—	—	—	—	—	10	32	102	..	..
Other Foreign Countries	—	—	—	—	—	4,460	3,284	1,456	1,238	6,231
TOTAL FOREIGN COUNTRIES	—	—	—	—	—	7,04,451	5,50,361	5,10,437	6,18,261	7,60,757

No. 10—*continued*

ARTICLES, AND COUNTRIES OF CONSIGNMENT; ALSO SHARE OF EACH PROVINCE	QUANTITY					VALUE				
	1929-30	1930-31	1931-32	1932-33	1933-34	1929-30	1930-31	1931-32	1932-33	1933-34
						R	R	R	R	R
Instruments, Apparatus and Appliances, and parts thereof—*continued*										
Optical (III. D)—continued										
Share of Bengal	—	—	—	—	—	*1,97,120*	*2,36,497*	*2,21,501*	*2,87,001*	*4,21,382*
„ *Bombay*	—	—	—	—	—	*4,35,011*	*2,83,571*	*2,77,086*	*2,55,691*	*3,16,603*
„ *Sind*	—	—	—	—	—	*1,22,965*	*68,678*	*68,456*	*84,472*	*56,345*
„ *Madras*	—	—	—	—	—	*35,375*	*33,975*	*17,526*	*26,494*	*34,174*
„ *Burma*	—	—	—	—	—	*16,360*	*26,454*	*12,634*	*19,171*	*10,921*
TOTAL	—	—	—	—	—	8,06,831	6,40,175	5,97,203	6,72,729	8,30,425
Photographic—										
CINEMATOGRAPH FILMS*—										
Raw films, *i.e.*, blank films on which no picture has been impressed (III. D)—	Length in feet.	Length in feet.	Length in feet.	Length in feet.	Length in feet.					
United Kingdom (*including* Channel Islands)	4,850,429	4,885,596	3,150,500	5,618,792	7,785,016	1,80,620	2,03,549	1,28,645	1,99,400	3,08,437
Other British Possessions	43,385	10,400	4,073	12,640	1,278	2,361	701	346	564	340
TOTAL BRITISH EMPIRE	4,893,814	4,895,996	3,154,573	5,631,432	7,786,294	1,82,981	2,04,250	1,28,991	1,99,964	3,08,777
Germany	9,419,374	12,433,181	8,416,685	11,933,492	16,895,271	4,23,783	5,16,941	5,56,856	5,96,060	7,58,364
Belgium	5,522,938	5,808,310	5,079,924	4,206,384	5,700,270	1,85,268	1,86,517	1,51,838	1,45,502	2,01,350
France	606,636	85,424	166,530	9,000	45,000	16,107	2,576	7,161	232	1,297
Italy (*including* Fiume)	29,261	1,152,830	472,984	1,897,968	501,200	1,112	33,924	10,539	41,902	10,113
United States of America—*Vid* Atlantic Coast	1,028,556	3,933,470	5,055,257	1,901,611	5,863,411	40,070	1,63,457	2,41,892	1,02,587	2,36,380
„ Pacific „	..	..	..	..	6,001	..	..	..	..	1,875
Other Foreign Countries	..	..	90	..	20,754	..	..	5	..	1,599
TOTAL FOREIGN COUNTRIES	16,606,765	23,413,215	19,191,470	19,948,455	29,130,907	6,66,340	9,03,415	7,67,731	8,86,283	12,10,978
Share of Bengal	*1,488,607*	*2,336,624*	*3,703,463*	*3,537,547*	*6,034,856*	*39,813*	*1,10,811*	*1,76,162*	*1,50,588*	*2,41,241*
„ *Bombay*	*17,531,468*	*22,956,993*	*16,227,828*	*21,576,215*	*30,471,848*	*6,79,932*	*8,37,243*	*6,29,247*	*9,08,273*	*12,49,365*
„ *Sind*	..	*86,105*	*36,700*	*7,036*	*174,469*	..	*6,799*	*3,105*	*2,140*	*18,462*
„ *Madras*	*465,470*	*1,734,803*	*2,024,912*	*57,320*	*60,018*	*23,074*	*77,131*	*71,909*	*4,962*	*3,099*
„ *Burma*	*2,015,034*	*1,195,687*	*353,140*	*401,769*	*176,010*	*76,502*	*76,631*	*16,299*	*20,284*	*7,588*
TOTAL	21,500,579	28,309,211	22,346,043	25,579,887	36,917,201	8,49,321	11,07,665	8,96,722	10,86,247	15,19,755
Exposed (III. D)—	Length in feet.	Length in feet.	Length in feet.	Length in feet.	Length in feet.					
United Kingdom (*including* Channel Islands)	1,704,605	1,385,592	895,656	1,311,100	2,407,526	2,53,683	2,81,079	1,76,902	3,27,965	6,07,201
Ceylon (*excluding* Maldives)	553,172	314,928	1,271,555	2,487,802	1,074,258	1,49,301	70,824	1,10,796	2,13,094	1,92,237
Straits Settlements	484,303	912,529	340,794	560,589	262,672	44,108	79,109	37,137	58,188	60,868
Zanzibar and Pemba	20,388	24,372	300	..	..	2,250	6,855	50	..	..
Kenya Colony	54,828	..	128,260	103,839	61,842	5,056	..	9,746	2,658	6,823
Commonwealth of Australia	25,313	57,995	17,903	13,334	..	1,966	14,445	4,303	3,783	..
Other British Possessions	..	7,795	9,269	14,554	55,041	..	1,497	2,518	4,075	7,998
TOTAL BRITISH EMPIRE	2,842,789	2,703,211	2,663,737	4,502,218	4,461,934	4,56,364	4,53,809	3,41,452	6,08,763	8,75,127
Germany	540,237	442,729	1,105,115	165,814	120,080	69,271	82,660	1,62,805	41,607	31,560
France	523,431	339,989	717,825	97,000	114,934	66,232	38,122	70,441	19,499	28,066
Italy (*including* Fiume)	77,863	84,644	21,163	64,579	74,644	20,139	22,297	6,103	13,787	21,427
Japan	42,462	4,500	15,093	15,479	53,666	15,844	1,406	3,274	1,950	14,298
United States of America—*Vid* Atlantic Coast	6,096,993	6,505,935	4,264,171	4,393,703	5,472,591	12,47,742	13,55,134	10,90,014	11,73,272	16,65,091
„ Pacific „	69,975	3,030	155,850	185,884	455,370	24,728	139	28,565	40,457	1,28,495
Other Foreign Countries	53,301	35,061	37,468	71,286	72,547	6,026	6,938	7,346	10,716	15,398
TOTAL FOREIGN COUNTRIES	7,404,262	7,476,488	6,316,125	4,993,805	6,364,432	14,49,977	15,06,686	13,68,548	13,01,288	19,04,335

* Inclusive of import by postal packets referred to Collectors of Customs for assessment.

No. 10—*continued*

ARTICLES, AND COUNTRIES OF CONSIGNMENT; ALSO SHARE OF EACH PROVINCE	Quantity					Value				
	1929-30	1930-31	1931-32	1932-33	1933-34	1929-30	1930-31	1931-32	1932-33	1933-34
Instruments, Apparatus and Appliances, and parts thereof—*continued*						R	R	R	R	R
Photographic—*continued*										
CINEMATOGRAPH FILMS—*contd.*	Length in feet.	Length in feet.	Length in feet.	Length in feet.	Length in feet.					
Exposed—*contd.*										
Share of Bengal	*2,972,930*	*2,926,759*	*2,701,755*	*2,888,128*	*3,970,478*	*10,77,027*	*9,87,675*	*8,28,598*	*9,39,569*	*13,23,838*
„ *Bombay*	*4,967,698*	*4,575,374*	*4,170,540*	*3,180,690*	*4,524,666*	*4,78,610*	*6,08,179*	*6,91,946*	*6,85,428*	*11,63,775*
„ *Sind*	*1,025,692*	*514,292*	*238,333*	*213,000*	*528,080*	*1,50,519*	*61,767*	*28,101*	*22,557*	*97,477*
„ *Madras*	*683,775*	*1,170,908*	*1,477,074*	*2,789,655*	*1,611,672*	*1,42,088*	*2,07,466*	*1,31,032*	*3,17,188*	*1,36,704*
„ *Burma*	*596,956*	*992,366*	*392,260*	*439,550*	*191,470*	*53,097*	*95,429*	*30,032*	*39,347*	*22,668*
TOTAL	10,247,051	10,179,699	8,979,862	9,501,023	10,826,366	19,06,341	19,60,495	17,10,000	19,10,051	27,79,462
Total Cinematograph films*—	Length in feet.	Length in feet.	Length in feet.	Length in feet.	Length in feet.					
United Kingdom (*including* Channel Islands)	6,555,124	6,271,188	4,046,156	6,929,892	10,192,542	4,34,303	4,34,626	3,05,547	5,27,365	9,15,036
Ceylon (*excluding* Maldives)	555,157	321,328	1,271,628	2,487,802	1,674,271	1,49,857	71,08	1,10,817	2,13,094	1,92,242
Straits Settlements	525,703	916,529	340,794	566,589	262,672	45,913	79,554	37,137	58,189	60,803
Zanzibar and Pemba	20,388	21,372	300	..	..	2,250	6,825	50	..	..
Kenya Colony	54,828	..	123,260	121,479	62,942	5,056	..	9,746	8,222	7,128
Commonwealth of Australia	25,313	57,095	17,003	13,334	..	1,966	14,445	4,303	3,789	..
Other British Possessions	..	7,705	13,269	14,554	55,801	..	1,497	2,843	4,009	8,035
TOTAL BRITISH EMPIRE	7,736,603	7,590,207	5,818,310	10,133,650	12,248,228	6,39,345	6,58,0 9	4,70,443	8,06,727	11,83,904
Germany	9,959,611	12,875,910	9,521,800	12,099,306	17,015,951	4,93,054	5,99,001	5,19,661	6,37,667	7,80,926
Belgium	5,522,938	5,810,560	5,087,844	4,206,384	5,799,583	1,85,268	1,87,185	1,52,188	1,45,502	2,01,418
France	1,130,067	425,413	883,855	106,000	159,934	82,339	40,698	77,602	19,731	29,303
Italy (*including* Fiume)	107,124	1,237,444	494,147	1,962,547	575,844	21,251	56,221	16,642	55,589	31,540
Japan	42,402	4,500	15,033	15,479	53,666	15,844	1,406	3,274	1,950	14,298
Portuguese East Africa	3,000	..	..	26,450	23,565	545	..	..	2,450	8,742
United States of America—										
Vid Atlantic Coast	7,125,549	10,499,405	9,319,428	6,300,374	11,836,002	12,87,812	15,18,591	13,31,346	12,75,859	19,01,471
„ Pacific „	60,975	3,630	155,850	185,884	461,371	24,723	139	25,565	40,457	1,50,370
Other Foreign Countries	50,301	32,841	29,638	44,836	69,423	5,481	6,260	7,001	8,266	8,187
TOTAL FOREIGN COUNTRIES	24,011,027	30,889,703	25,507,595	24,947,260	35,495,339	21,16,317	24,10,101	21,36,279	21,97,571	31,15,313
Share of Bengal	*4,461,537*	*5,262,383*	*6,405,218*	*6,425,675*	*10,005,334*	*11,46,840*	*10,98,486*	*10,05,080*	*10,50,148*	*15,70,079*
„ *Bombay*	*22,499,166*	*27,532,367*	*20,393,368*	*24,756,905*	*34,996,514*	*11,58,542*	*16,46,422*	*13,21,193*	*15,93,693*	*24,13,146*
„ *Sind*	*1,025,692*	*600,397*	*274,933*	*220,036*	*702,549*	*1,50,519*	*67,546*	*31,206*	*30,737*	*1,15,939*
„ *Madras*	*1,149,245*	*2,905,710*	*3,501,936*	*2,816,975*	*1,671,690*	*1,65,162*	*2,34,596*	*2,02,932*	*3,22,084*	*1,59,403*
„ *Burma*	*2,611,990*	*2,188,053*	*745,400*	*831,319*	*367,480*	*1,34,599*	*1,72,110*	*46,331*	*59,641*	*40,256*
TOTAL	31,747,630	38,488,910	31,325,905	35,080,910	47,743,567	27,55,662	30,68,180	26,06,722	29,96,298	42,99,217
Photographic, *other than* Cinematograph films (III. D)—										
United Kingdom (*including* Channel Islands)	—	—	—	—	—	12,96,131	11,71,620	12,29,135	13,42,367	12,82,868
Ceylon (*excluding* Maldives)	—	—	—	—	—	1,504	12,048	6,015	190	4,598
Straits Settlements	—	—	—	—	—	46,221	48,588	46,576	40,229	39,542
Canada—										
Vid Atlantic Coast	—	—	—	—	—	5,140	..	..	..	..
„ Pacific „	—	—	—	—	—	..	..	5	..	..
Commonwealth of Australia	—	—	—	—	—	12,075	300	11,699	303	5,594
Other British Possessions	—	—	—	—	—	1,250	845	2,066	279	4,227
TOTAL BRITISH EMPIRE	—	—	—	—	—	13,42,321	12,33,741	12,94,496	13,83,368	12,86,976

* Inclusive Imports by postal packets referred to Collectors of Customs for assessment.

No. 10—*continued*

ARTICLES, AND COUNTRIES OF CONSIGNMENT; ALSO SHARE OF EACH PROVINCE	QUANTITY					VALUE				
	1929-30	1930-31	1931-32	1932-33	1933-34	1929-30	1930-31	1931-32	1932-33	1933-34
						R	R	R	R	R
Instruments, Apparatus and Appliances, and parts thereof—*continued*										
***Photographic*—concluded**										
Photographic other than Cinematograph films—*continued*										
Germany	—	—	—	—	—	5,81,885	6,08,027	6,94,271	7,35,448	7,45,841
Netherlands	—	—	—	—	—	1,029	6,878	3,777	8,760	11,141
Belgium	—	—	—	—	—	15,071	37,256	44,591	80,566	68,774
France	—	—	—	—	—	3,22,232	1,94,287	78,072	40,087	37,517
Italy (*including* Fiume)	—	—	—	—	—	15,909	2,683	1,070	1,000	885
Japan	—	—	—	—	—	21,961	13,541	9,752	14,923	19,154
United States of America—*Vid* Atlantic Coast	—	—	—	—	—	8,20,026	9,18,788	10,11,964	7,90,101	6,58,818
„ Pacific „	—	—	—	—	—	8,046	1,876	12,674	7,230	23,137
Other Foreign Countries	—	—	—	—	—	5,501	4,800	7,885	7,505	2,917
TOTAL FOREIGN COUNTRIES	—	—	—	—	—	18,00,660	18,48,746	18,64,056	16,85,680	15,68,185
Share of Bengal	—	—	—	—	—	*10,25,104*	*8,35,953*	*9,43,871*	*7,72,246*	*6,61,397*
„ *Bombay*	—	—	—	—	—	*15,59,934*	*16,15,266*	*15,78,430*	*16,58,946*	*15,68,221*
„ *Sind*	—	—	—	—	—	*71,924*	*1,68,729*	*2,61,679*	*3,02,419*	*2,88,015*
„ *Madras*	—	—	—	—	—	*2,10,322*	*1,70,115*	*1,85,452*	*1,86,994*	*1,97,316*
„ *Burma*	—	—	—	—	—	*2,75,697*	*2,42,426*	*1,84,220*	*1,48,443*	*1,40,212*
TOTAL	—	—	—	—	—	31,42,981	30,82,487	31,58,552	30,69,048	28,55,161
***Total value of Photographic Instruments*—**										
United Kingdom (*including* Channel Islands)	—	—	—	—	—	17,20,434	16,56,248	15,34,682	18,09,732	21,48,503
Ceylon (*excluding* Maldives)	—	—	—	—	—	1,51,361	83,128	1,15,832	2,12,284	1,96,840
Straits Settlements	—	—	—	—	—	92,134	1,28,442	83,718	98,417	1,00,460
Zanzibar and Pemba	—	—	—	—	—	2,250	6,855	50	..	..
Kenya Colony	—	—	—	—	—	5,056	486	9,871	3,497	10,800
Canada—										
Vid Atlantic Coast	—	—	—	—	—	5,140	..	484	..	..
„ Pacific „	—	—	—	—	—	..	..	5	..	..
Commonwealth of Australia	—	—	—	—	—	4,041	14,745	16,002	4,092	5,594
Other British Possessions	—	—	—	—	—	1,250	1,897	4,300	4,073	8,683
TOTAL BRITISH EMPIRE	—	—	—	—	—	19,81,666	18,91,800	17,64,039	21,02,095	24,70,880
Germany	—	—	—	—	—	10,74,039	12,68,228	12,13,932	13,73,115	15,35,705
Netherlands	—	—	—	—	—	3,040	6,878	5,161	10,237	12,701
Belgium	—	—	—	—	—	2,00,339	2,24,441	1,96,779	2,26,068	2,70,192
France	—	—	—	—	—	4,04,571	2,34,935	1,55,674	59,818	66,880
Italy (*including* Fiume)	—	—	—	—	—	87,160	58,904	17,712	56,689	32,426
China (*exclusive* of Hongkong and Macão)	—	—	—	—	—	3,060	3,557	1,123	5,833	933
Japan	—	—	—	—	—	37,805	14,947	13,026	16,873	33,453
Portuguese East Africa	—	—	—	—	—	545	40	248	2,450	8,742
United States of America—*Vid* Atlantic Coast	—	—	—	—	—	21,16,838	24,37,379	23,43,310	20,66,020	25,60,289
„ Pacific „	—	—	—	—	—	32,769	2,015	41,239	47,687	1,53,507
Other Foreign Countries	—	—	—	—	—	5,911	7,523	12,131	8,461	8,611
TOTAL FOREIGN COUNTRIES	—	—	—	—	—	39,16,077	42,68,847	40,00,335	38,73,251	46,83,498
Share of Bengal	—	—	—	—	—	*21,71,944*	*19,84,439*	*19,53,931*	*18,62,394*	*22,31,476*
„ *Bombay*	—	—	—	—	—	*27,18,476*	*30,60,687*	*23,99,623*	*32,52,644*	*39,81,361*
„ *Sind*	—	—	—	—	—	*2,22,443*	*2,36,275*	*2,92,785*	*3,33,146*	*4,03,954*
„ *Madras*	—	—	—	—	—	*3,75,434*	*4,54,711*	*3,33,384*	*4,09,073*	*3,57,219*
„ *Burma*	—	—	—	—	—	*4,10,296*	*4,14,535*	*2,30,551*	*2,08,084*	*1,80,468*
TOTAL	—	—	—	—	—	58,98,643	61,50,647	57,65,274	60,65,340	71,54,378

* Inclusive of Imports by postal packets referred to Collectors of Customs for assessment.

No. 10—*continued*

ARTICLES, AND COUNTRIES OF CONSIGNMENT; ALSO SHARE OF EACH PROVINCE	QUANTITY					VALUE				
	1929-30	1930-31	1931-32	1932-33	1933-34	1929-30	1930-31	1931-32	1932-33	1933-34
						R	R	R	R	R
Instruments, Apparatus and Appliances, and parts thereof—*continued*										
Scientific and Philosophical (III. D)—										
United Kingdom (*including* Channel Islands)	—	—	—	—	—	12,76,305	10,26,718	8,82,274	9,37,817	9,89,570
Straits Settlements	—	—	—	—	—	7,408	2,855	1,990	593	823
Other British Possessions	—	—	—	—	—	4,869	1,965	5,206	2,661	1,606
TOTAL BRITISH EMPIRE	—	—	—	—	—	12,88,582	10,31,538	8,89,470	9,41,071	9,91,499
Sweden	—	—	—	—	—	819	111	1,889	1,116	1,09,406
Germany	—	—	—	—	—	3,55,116	3,81,164	3,06,797	4,05,868	2,75,909
Netherlands	—	—	—	—	—	2,726	3,821	3,377	12,117	19,555
Belgium	—	—	—	—	—	3,893	1,231	1,635	17,369	4,813
France	—	—	—	—	—	19,692	26,639	24,017	5,084	9,035
Switzerland	—	—	—	—	—	1,791	9,433	3,374	3,258	1,771
Italy (*including* Fiume)	—	—	—	—	—	11,235	6,038	5,060	2,357	5,002
Austria	—	—	—	—	—	18,018	3,712	5,951	3,317	2,791
Hungary	—	—	—	—	—	..	6,700	..	25	..
Japan	—	—	—	—	—	4,420	4,537	4,391	10,044	26,879
United States of America—										
Vid Atlantic Coast	—	—	—	—	—	1,18,622	1,76,541	1,44,672	57,594	67,169
,, Pacific ,,	—	—	—	—	—	613	157	1,738	1,598	1,219
Other Foreign Countries	—	—	—	—	—	3,364	3,403	1,663	2,656	9,054
TOTAL FOREIGN COUNTRIES	—	—	—	—	—	5,40,309	6,22,487	5,04,614	5,22,513	5,32,603
Share of Bengal	—	—	—	—	—	*4,82,171*	*4,82,578*	*3,27,653*	*3,17,248*	*3,81,478*
,, *Bombay*	—	—	—	—	—	*3,88,020*	*7,37,026*	*6,28,140*	*3,73,458*	*3,88,378*
,, *Sind*	—	—	—	—	—	*63,210*	*56,930*	*42,957*	*92,638*	*1,65,139*
,, *Madras*	—	—	—	—	—	*2,71,366*	*2,73,264*	*2,45,063*	*1,37,640*	*1,75,978*
,, *Burma*	—	—	—	—	—	*1,34,024*	*1,04,227*	*1,20,271*	*37,803*	*38,184*
TOTAL	—	—	—	—	—	18,28,891	16,54,025	13,94,084	14,63,584	15,24,102
Surgical (III. D)—										
United Kingdom (*including* Channel Islands)	—	—	—	—	—	12,22,229	9,81,430	7,64,748	7,43,810	6,79,175
Ceylon (*excluding* Maldives)	—	—	—	—	—	4,543	2,124	7,273	904	923
Straits Settlements	—	—	—	—	—	6,287	6,704	4,756	2,420	2,080
Other British Possessions	—	—	—	—	—	552	1,572	2,081	478	663
TOTAL BRITISH EMPIRE	—	—	—	—	—	13,33,611	9,91,830	7,78,853	7,47,612	6,82,851
Germany	—	—	—	—	—	6,06,650	5,34,794	4,06,807	4,12,863	3,50,760
Netherlands	—	—	—	—	—	1,641	7,556	2,437	2,505	1,020
France	—	—	—	—	—	15,775	18,403	4,020	3,224	1,123
Italy (*including* Fiume)	—	—	—	—	—	18,293	9,568	19,564	8,498	8,753
Austria	—	—	—	—	—	9,774	3,425	3,186	12,106	9,224
Czechoslovakia	—	—	—	—	—	17,478	11,674	4,184	6,866	3,991
Japan	—	—	—	—	—	27,786	33,926	31,542	56,281	1,08,515
United States of America—										
Vid Atlantic Coast	—	—	—	—	—	1,63,063	1,40,367	1,64,998	1,27,002	87,949
,, Pacific ,,	—	—	—	—	—	330	754	1,074	1,203	271
Other Foreign Countries	—	—	—	—	—	2,124	4,064	3,049	5,464	6,511
TOTAL FOREIGN COUNTRIES	—	—	—	—	—	8,64,924	7,63,533	6,40,871	6,36,130	6,09,837

No. 10—*continued*

ARTICLES, AND COUNTRIES OF CONSIGNMENT; ALSO SHARE OF EACH PROVINCE	QUANTITY					VALUE				
	1929-30	1930-31	1931-32	1932-33	1933-34	1929-30	1930-31	1931-32	1932-33	1933-34
						R	R	R	R	R
Instruments, Apparatus, and Appliances, and parts thereof—*continued*										
***Surgical (III. D)*—continued**										
Share of Bengal	—	—	—	—	—	*5,19,925*	*4,60,034*	*3,73,611*	*3,36,393*	*3,51,499*
,, *Bombay*	—	—	—	—	—	*10,74,285*	*7,45,817*	*6,48,685*	*6,50,886*	*6,16,071*
,, *Sind*	—	—	—	—	—	*2,75,680*	*2,35,672*	*1,97,722*	*1,86,198*	*1,26,212*
,, *Madras*	—	—	—	—	—	*2,17,023*	*1,60,353*	*1,42,231*	*1,51,280*	*1,40,155*
,, *Burma*	—	—	—	—	—	*1,11,632*	*1,03,487*	*57,475*	*58,785*	*58,751*
TOTAL	—	—	—	—	—	21,98,545	17,55,363	14,19,724	13,83,542	12,92,688
***Wireless Apparatus (III. D)*—**										
United Kingdom (*including* Channel Islands)	—	—	—	—	—	3,99,763	4,96,976	6,63,455	8,39,572	5,71,971
Ceylon (*excluding* Maldives)	—	—	—	—	—	3,385	5,843	2,989	2,999	9,418
Other British Possessions	—	—	—	—	—	2,072	409	2,158	1,298	1,656
TOTAL BRITISH EMPIRE	—	—	—	—	—	4,05,220	5,03,228	6,68,602	8,43,869	5,83,045
Sweden	—	—	—	—	—	1,450	2,988	726	5,058	67,187
Germany	—	—	—	—	—	78,577	38,800	47,258	48,809	56,914
Netherlands	—	—	—	—	—	1,74,094	1,43,781	1,14,446	65,408	98,620
Belgium	—	—	—	—	—	1,520	5,786	1,291	..	50
France	—	—	—	—	—	6,226	2,786	5,016	5,058	1,936
Japan	—	—	—	—	—	909	995	1,933	2,177	21,417
United States of America—										
Vid Atlantic Coast	—	—	—	—	—	58,398	47,257	80,384	57,928	1,74,904
,, Pacific ,,	—	—	—	—	—	1,051	1,399	5,108	3,329	4,040
Other Foreign Countries	—	—	—	—	—	4,334	10,337	13,566	6,207	5,428
TOTAL FOREIGN COUNTRIES	—	—	—	—	—	3,26,554	2,60,129	2,69,728	1,94,064	4,30,496
Share of Bengal	—	—	—	—	—	*2,65,327*	*3,03,811*	*2,53,764*	*2,13,241*	*2,52,448*
,, *Bombay*	—	—	—	—	—	*3,87,314*	*2,84,571*	*5,64,054*	*7,03,460*	*5,62,311*
,, *Sind*	—	—	—	—	—	*21,152*	*55,269*	*44,689*	*32,108*	*1,07,796*
,, *Madras*	—	—	—	—	—	*25,983*	*25,810*	*26,423*	*30,727*	*40,112*
,, *Burma*	—	—	—	—	—	*31,998*	*93,896*	*49,409*	*58,397*	*50,674*
TOTAL	—	—	—	—	—	7,31,774	7,63,357	9,38,330	10,37,933	10,13,541
***Other kinds (III. D)*—**										
United Kingdom (*including* Channel Islands)	—	—	—	—	—	20,23,995	23,33,881	16,24,101	14,71,274	15,64,840
Ceylon (*excluding* Maldives)	—	—	—	—	—	12,668	15,097	2,759	6,570	8,608
Straits Settlements	—	—	—	—	—	7,187	5,733	1,023	5,575	4,017
Union of South Africa	—	—	—	—	—	1,250	11,382	..	..	2,461
Other British Possessions	—	—	—	—	—	2,927	5,199	1,584	1,384	5,017
TOTAL BRITISH EMPIRE	—	—	—	—	—	20,48,027	23,71,292	16,29,467	14,84,803	15,84,943
Sweden	—	—	—	—	—	23,411	4,400	6,698	14,056	12,625
Germany	—	—	—	—	—	1,88,545	2,35,551	1,72,365	2,17,218	2,35,335
Netherlands	—	—	—	—	—	7,353	4,583	9,113	12,560	13,469
Belgium	—	—	—	—	—	2,874	13,208	2,719	64,972	54,189
France	—	—	—	—	—	18,836	19,345	16,923	16,665	16,897
Switzerland	—	—	—	—	—	2,375	10,148	113	9,870	1,049
Italy (*including* Fiume)	—	—	—	—	—	3,815	2,365	9,296	8,113	5,631
Persia	—	—	—	—	—	..	5,430	6,305	1,821	1,276
Japan	—	—	—	—	—	5,498	3,436	1,212	5,221	1,09,845
United States of America—										
Vid Atlantic Coast	—	—	—	—	—	3,96,119	4,29,106	3,86,633	2,25,821	2,40,365
,, Pacific ,,	—	—	—	—	—	12,105	46,261	11,409	7,802	4,626
Other Foreign Countries	—	—	—	—	—	9,147	10,221	6,363	8,291	12,790
TOTAL FOREIGN COUNTRIES	—	—	—	—	—	6,70,078	7,84,054	6,29,149	5,92,410	7,08,097

No. 10—*continued*

ARTICLES, AND COUNTRIES OF CONSIGNMENT; ALSO SHARE OF EACH PROVINCE	Quantity					Value				
	1929-30	1930-31	1931-32	1932-33	1933-34	1929-30	1930-31	1931-32	1932-33	1933-34
						R	R	R	R	R
Istruments, Apparatus, and Appliances, and parts thereof—*continued*										
Other kinds (III. D)—contd.										
Share of Bengal . .	—	—	—	—	—	*9,43,967*	*16,46,618*	*8,81,144*	*8,42,801*	*9,44,905*
,, *Bombay* . .	—	—	—	—	—	*6,22,525*	*4,12,007*	*4,96,632*	*4,48,209*	*5,51,464*
,, *Sind* . . .	—	—	—	—	—	*5,69,455*	*5,21,076*	*4,76,251*	*4,23,467*	*4,00,167*
,, *Madras* . .	—	—	—	—	—	*4,04,265*	*3,18,654*	*2,04,341*	*1,90,073*	*2,69,961*
,, *Burma* . .	—	—	—	—	—	*1,77,893*	*1,67,191*	*2,03,218*	*1,63,643*	*1,26,643*
TOTAL .	—	—	—	—	—	27,18,105	31,55,346	22,58,616	20,77,218	22,93,040
Total value of Instruments, Apparatus, and Appliances, and parts thereof—										
United Kingdom (*including* Channel Islands) . .	—	—	—	—	—	3,03,29,562	2,55,04,411	1,83,26,069	1,94,31,155	2,06,82,499
Ceylon (*excluding* Maldives).	—	—	—	—	—	1,95,026	1,43,899	1,58,661	2,51,069	2,27,782
Straits Settlements . .	—	—	—	—	—	2,86,490	1,83,819	1,47,904	1,44,284	1,23,747
Federated Malay States .	—	—	—	—	—	35,957	7,556	8,181	8,883	46
Hongkong . . .	—	—	—	—	—	25,165	26,217	1,51,201	1,71,085	3,04,861
Union of South Africa .	—	—	—	—	—	4,991	18,214	2,228	2,782	3,440
Zanzibar and Pemba . .	—	—	—	—	—	2,250	7,753	50	25	147
Kenya Colony . . .	—	—	—	—	—	6,500	1,545	12,803	4,693	12,922
Canada—										
Vid Atlantic Coast .	—	—	—	—	—	8,572	34,850	4,200	2,227	10,863
,, Pacific ,, .	—	—	—	—	—	..	204	429	35	573
Commonwealth of Australia	—	—	—	—	—	1,24,353	27,859	23,520	21,778	24,448
Other British Possessions .	—	—	—	—	—	1,172	3,092	6,823	4,516	10,674
TOTAL BRITISH EMPIRE .	—	—	—	—	—	3,09,60,038	2,59,54,609	1,88,42,078	2,00,37,451	2,13,51,502
Sweden	—	—	—	—	—	69,928	56,493	56,869	78,594	2,65,867
Norway	—	—	—	—	—	1,016	13,881	2,314	1,566	898
Denmark	—	—	—	—	—	13,057	17,586	37,842	16,564	21,164
Germany	—	—	—	—	—	77,15,012	75,24,106	61,41,970	65,12,065	55,94,121
Netherlands . . .	—	—	—	—	—	18,21,320	16,60,895	14,68,628	12,05,166	13,06,553
Belgium	—	—	—	—	—	6,84,052	9,85,491	6,65,714	6,05,876	6,56,038
France	—	—	—	—	—	8,42,009	7,29,807	5,61,406	2,78,673	3,73,824
Switzerland . . .	—	—	—	—	—	2,52,871	2,02,436	2,58,660	3,41,180	3,16,033
Italy (*including* Fiume) .	—	—	—	—	—	15,14,315	9,65,772	6,10,224	7,34,209	7,22,731
Austria	—	—	—	—	—	4,19,804	3,91,170	3,11,704	2,97,588	2,48,284
Hungary	—	—	—	—	—	37,126	35,414	35,380	26,034	15,143
Czechoslovakia . . .	—	—	—	—	—	2,81,744	2,83,578	3,39,150	3,35,005	3,29,491
Iraq	—	—	—	—	—	6,361	3,783	3,076	1,118	3,609
Persia	—	—	—	—	—	3,167	10,548	10,100	5,717	1,852
Java	—	—	—	—	—	19,326	8,249	1,480	6,519	6,778
China (*exclusive* of Hongkong and Macão) . .	—	—	—	—	—	27,713	42,469	3,87,724	3,23,845	1,71,971
Japan	—	—	—	—	—	12,06,979	9,64,607	8,47,638	22,99,293	39,43,786
Egypt	—	—	—	—	—	2,016	16,784	5,709	5,723	19,460
Portuguese East Africa .	—	—	—	—	—	719	2,948	3,584	3,572	6,742
United States of America— *Vid* Atlantic Coast .	—	—	—	—	—	78,86,621	78,15,819	62,92,570	52,67,549	55,30,455
,, Pacific ,, .	—	—	—	—	—	47,960	55,759	76,863	67,596	1,94,830
Other Foreign Countries .	—	—	—	—	—	6,760	5,783	5,049	5,904	13,257
TOTAL FOREIGN COUNTRIES .	—	—	—	—	—	2,28,59,926	2,17,93,868	1,80,77,703	1,81,39,251	1,88,52,577

No. 10—*continued*

ARTICLES, AND COUNTRIES OF CONSIGNMENT; ALSO SHARE OF EACH PROVINCE	QUANTITY					VALUE				
	1929-30	1930-31	1931-32	1932-33	1933-34	1929-30	1930-31	1931-32	1932-33	1933-34
						R	R	R	R	R
Instruments, Apparatus, and Appliances, and parts thereof—*concluded*										
Total value of Instruments, Apparatus, and Appliances, and parts thereof—continued										
Share of Bengal	—	—	—	—	—	*2,28,84,244*	*1,96,89,359*	*1,39,93,737*	*1,39,96,639*	*1,42,79,617*
„ *Bombay*	—	—	—	—	—	*2,00,29,870*	*1,63,04,801*	*1,34,83,120*	*1,39,74,638*	*1,60,08,337*
„ *Sind*	—	—	—	—	—	*32,10,396*	*42,90,956*	*34,58,261*	*44,42,858*	*43,94,473*
„ *Madras*	—	—	—	—	—	*39,46,992*	*40,35,454*	*34,98,044*	*41,21,929*	*37,58,837*
„ *Burma*	—	—	—	—	—	*37,48,462*	*33,76,307*	*24,86,419*	*19,40,838*	*17,62,915*
TOTAL	—	—	—	—	—	5,38,19,964	4,77,46,877	3,69,19,581	3,84,76,802	4,02,04,079
Ivory—										
Unmanufactured (II. S)—	Lbs.	Lbs.	Lbs.	Lbs.	Lbs.					
United Kingdom (*including* Channel Islands)	78,889	84,388	79,240	68,538	44,704	5,88,845	5,76,994	5,50,795	4,66,138	2,48,210
Aden and Dependencies	2,120	896	865	738	2,243	13,330	4,270	4,005	3,025	8,389
Zanzibar and Pemba	13,481	10,557	9,554	15,881	21,300	83,343	64,106	49,980	77,766	1,09,875
Kenya Colony	19,776	20,768	20,307	15,803	52,150	1,22,191	1,17,135	1,21,893	1,03,580	2,57,856
Tanganyika Territory	2,842	484	3,514	7,382	2,213	18,145	2,627	15,536	51,956	10,549
Other British Possessions	763	..	..	246	2,152	2,600	..	..	1,648	10,889
TOTAL BRITISH EMPIRE	117,871	117,093	113,480	108,588	1,27,762	8,28,454	7,65,132	7,42,209	7,04,163	6,45,716
Germany	34,569	42,986	16,774	28,170	18,116	2,80,589	2,94,022	1,15,448	1,98,387	1,03,187
Netherlands	43,543	38,259	24,757	40,685	58,688	3,17,388	2,65,264	1,56,731	2,40,404	2,82,394
Belgium	2,475	5,888	3,201	4,197	8,383	17,337	36,345	20,075	19,184	34,950
United States of America—										
Vid Atlantic Coast	314	1,400	..	374	247	2,193	10,461	..	3,814	1,657
Other Foreign Countries	754	858	107	1,079	455	5,845	5,826	1,095	4,320	2,190
TOTAL FOREIGN COUNTRIES	81,655	89,391	44,839	74,505	85,889	6,23,352	6,11,918	2,93,349	4,66,109	4,24,378
Share of Bengal	..	..	..	*189*	..	..	..	..	*1,431*	..
„ *Bombay*	*198,522*	*206,434*	*166,393*	*181,991*	*209,773*	*14,50,626*	*13,77,050*	*10,33,603*	*11,66,419*	*10,61,585*
„ *Sind*	..	..	*1,926*	*845*	*3,632*	..	..	*1,955*	*1,965*	*7,742*
„ *Madras*	*300*	..	..	*68*	*246*	*200*	..	..	*457*	*769*
„ *Burma*	*704*	..	..	..	..	*980*	..	..	..	..
TOTAL	199,526	206,434	168,319	183,093	213,651	14,51,806	13,77,050	10,35,558	11,70,272	10,70,096
Manufactured (III. U)—										
United Kingdom (*including* Channel Islands)	—	—	—	—	—	4,692	679	5,224	178	1,444
Hongkong	—	—	—	—	—	5,470	7,464	3,687	2,444	2,312
Other British Possessions	—	—	—	—	—	2,980	782	332	890	1,085
TOTAL BRITISH EMPIRE	—	—	—	—	—	13,142	8,925	9,243	3,512	4,841
Japan	—	—	—	—	—	7,653	5,519	1,220	7,843	3,460
Other Foreign Countries	—	—	—	—	—	2,616	7,532	2,261	2,192	3,974
TOTAL FOREIGN COUNTRIES	—	—	—	—	—	10,269	13,051	3,481	10,035	7,434
Share of Bengal	—	—	—	—	—	*6,492*	*4,677*	*3,290*	*1,776*	*4,291*
„ *Bombay*	—	—	—	—	—	*9,977*	*16,642*	*5,577*	*9,600*	*6,427*
„ *Sind*	—	—	—	—	—	*173*	*13*	*471*	*2,035*	*1,917*
„ *Madras*	—	—	—	—	—	*5,589*	*495*	*2,235*	*45*	*163*
„ *Burma*	—	—	—	—	—	*1,120*	*149*	*1,151*	*91*	*337*
TOTAL	—	—	—	—	—	23,411	21,976	12,724	13,547	12,276
Total value of Ivory	—	—	—	—	—	14,75,217	13,99,026	10,48,282	11,83,819	10,82,371

No. 10—*continued*

ARTICLES, AND COUNTRIES OF CONSIGNMENT; ALSO SHARE OF EACH PROVINCE	Quantity					Value				
	1929-30	1930-31	1931-32	1932-33	1933-34	1929-30	1930-31	1931-32	1932-33	1933-34
						Rs	Rs	Rs	Rs	Rs
Jewellery (*excluding* Imitation Jewellery and Precious stones and pearls, unset), also Plate of Gold and Silver—										
*Jewellery (III. U)**—										
United Kingdom (*including* Channel Islands)	—	—	—	—	—	17,12,129	23,84,439	12,93,232	20,43,461	1,91,736
Ceylon (*excluding* Maldives)	—	—	—	—	—	20,310	13,560	11,508	6,194	6,815
Straits Settlements	—	—	—	—	—	16,235	7,227	6,722	3,759	2,735
Federated Malay States	—	—	—	—	—	6,767	6,179	4,482	1,430	216
Kenya Colony	—	—	—	—	—	3,443	4,273	6,565	536	852
Other British Possessions	—	—	—	—	—	12,313	2,775	3,636	6,033	3,589
TOTAL BRITISH EMPIRE	—	—	—	—	—	17,71,197	23,18,453	13,26,145	20,61,423	2,05,443
Germany	—	—	—	—	—	30,002	58,158	9,118	9,102	20,014
France	—	—	—	—	—	1,78,227	48,520	5,811	11,023	3,760
Switzerland	—	—	—	—	—	31,334	11,307	..	..	7,560
Italy (*including* Fiume)	—	—	—	—	—	7,269	1,128	2,691	3,315	1,379
Czechoslovakia	—	—	—	—	—	6,031	114	172	520	2,723
United States of America—										
Vid Atlantic Coast	—	—	—	—	—	18,341	5,012	622	298	1,423
,, Pacific ,,	—	—	—	—	—	..	85	..	20	..
Other Foreign Countries	—	—	—	—	—	13,938	11,020	4,962	6,993	9,181
TOTAL FOREIGN COUNTRIES	—	—	—	—	—	2,85,292	1,35,434	22,376	31,271	45,089
Share of Bengal	—	—	—	—	—	*2,76,540*	*1,18,946*	*1,14,906*	*38,28,450*	*51,078*
,, *Bombay*	—	—	—	—	—	*15,47,928*	*21,37,854*	*11,63,888*	*34,089*	*1,34,396*
,, *Sind*	—	—	—	—	—	*35,164*	*15,039*	*34,511*	*57,194*	*15,519*
,, *Madras*	—	—	—	—	—	*45,646*	*23,407*	*23,915*	*13,576*	*13,181*
,, *Burma*	—	—	—	—	—	*1,31,211*	*1,03,881*	*13,801*	*19,885*	*37,314*
TOTAL	—	—	—	—	—	20,56,489	24,58,887	13,49,021	29,92,594	2,50,483
Plate of Gold and Silver (III. U)—										
United Kingdom (*including* Channel Islands)	—	—	—	—	—	4,47,643	3,93,019	3,65,452	3,47,927	2,34,450
Ceylon (*excluding* Maldives)	—	—	—	—	—	11,154	4,183	6,400	1,910	928
Straits Settlements	—	—	—	—	—	8,400	5,251	55,426	1,306	425
Hongkong	—	—	—	—	—	17,622	12,442	21,523	11,305	17,004
Other British possessions	—	—	—	—	—	6,521	4,595	1,172	5,131	3,112
TOTAL BRITISH EMPIRE	—	—	—	—	—	4,91,440	4,19,389	4,49,983	3,67,839	2,55,919
Germany	—	—	—	—	—	10,466	17,472	5,892	15,506	5,993
France	—	—	—	—	—	16,213	4,023	70,139	48,736	11,107
Italy (*including* Fiume)	—	—	—	—	—	..	9,272	11,486	2,009	854
Czechoslovakia	—	—	—	—	—	8,014	7,527	..	..	714
China (*exclusive* of Hongkong and Macão)	—	—	—	—	—	12,398	2,156	10,634	3,597	3,741
Japan	—	—	—	—	—	4,167	11,881	5,009	6,741	3,570
Egypt	—	—	—	—	—	19,722	..	1,315	2	7,800
United States of America—										
Vid Atlantic Coast	—	—	—	—	—	4,133	2,306	4,361	4,515	2,115
,, Pacific ,,	—	—	—	—	—	140	..	3,538	..	65
Other Foreign Countries	—	—	—	—	—	1,729	5,773	3,446	1,100	2,377
TOTAL FOREIGN COUNTRIES	—	—	—	—	—	76,968	60,420	1,18,935	83,036	45,116

* Inclusive of imports by postal packets referred to Collectors of Customs for assessment.

No. 10—*continued*

ARTICLES, AND COUNTRIES OF CONSIGNMENT; ALSO SHARE OF EACH PROVINCE	QUANTITY					VALUE				
	1929-30	1930-31	1931-32	1932-33	1933-34	1929-30	1930-31	1931-32	1932-33	1933-34
						R	R	R	R	R
Jewellery (*excluding* Imitation Jewellery and Precious stones and pearls, unset), also Plate of Gold and Silver—*continued*										
***Plate of Gold and Silver (III. V)*—continued**										
Share of Bengal	—	—	—	—	—	*37,268*	*61,192*	*77,239*	*87,532*	*65,612*
„ *Bombay*	—	—	—	—	—	*3,73,532*	*2,02,374*	*3,38,400*	*2,13,851*	*1,86,619*
„ *Sind*	—	—	—	—	—	*22,122*	*31,452*	*99,743*	*96,030*	*15,543*
„ *Madras*	—	—	—	—	—	*33,133*	*76,112*	*14,928*	*9,742*	*9,297*
„ *Burma*	—	—	—	—	—	*1,03,322*	*1,09,179*	*38,515*	*43,220*	*31,919*
TOTAL	—	—	—	—	—	5,68,428	4,80,309	5,68,818	4,50,675	2,99,035
Total value of Jewellery (excluding Imitation Jewellery and Precious stones and pearls, unset), also Plate of Gold and Silver—										
United Kingdom (*including* Channel Islands)	—	—	—	—	—	21,59,772	36,77,458	16,58,684	32,91,388	4,26,188
Ceylon (*excluding* Maldives)	—	—	—	—	—	31,464	17,742	17,908	8,104	7,743
Straits Settlements	—	—	—	—	—	24,635	12,578	62,148	5,135	3,160
Federated Malay States	—	—	—	—	—	6,767	6,179	4,890	1,698	216
Hongkong	—	—	—	—	—	21,325	13,049	23,596	15,487	17,754
Union of South Africa	—	—	—	—	—	5,280	1,417	502	2,180	2,544
Kenya Colony	—	—	—	—	—	5,217	5,815	6,765	618	1,427
Other British Possessions	—	—	—	—	—	8,177	4,104	1,635	4,462	2,332
TOTAL BRITISH EMPIRE	—	—	—	—	—	22,62,637	37,38,342	17,76,128	33,29,062	4,61,362
Germany	—	—	—	—	—	40,468	75,630	15,010	24,688	25,907
France	—	—	—	—	—	1,04,540	52,548	75,450	59,809	13,867
Switzerland	—	—	—	—	—	31,718	11,412	..	..	7,560
Italy (*including* Fiume)	—	—	—	—	—	7,269	10,400	14,177	5,924	2,232
Czechoslovakia	—	—	—	—	—	14,045	7,641	172	520	3,437
China (*exclusive* of Hongkong and Macão)	—	—	—	—	—	13,813	3,371	11,348	4,511	4,973
Japan	—	—	—	—	—	8,624	14,783	5,796	10,946	13,036
Egypt	—	—	—	—	—	20,848	463	2,000	69	7,846
United States of America—*Vid* Atlantic Coast	—	—	—	—	—	22,480	7,318	5,003	4,918	8,537
„ Pacific „	—	—	—	—	—	140	85	6,533	20	45
Other Foreign Countries	—	—	—	—	—	8,840	12,208	6,222	2,907	5,714
TOTAL FOREIGN COUNTRIES	—	—	—	—	—	3,62,280	1,96,854	1,41,711	1,14,807	88,155
Share of Bengal	—	—	—	—	—	*3,13,808*	*1,80,138*	*1,92,133*	*29,16,282*	*1,16,685*
„ *Bombay*	—	—	—	—	—	*19,21,511*	*33,90,228*	*15,02,288*	*2,97,940*	*3,21,054*
„ *Sind*	—	—	—	—	—	*57,286*	*46,511*	*1,34,254*	*1,53,224*	*31,067*
„ *Madras*	—	—	—	—	—	*77,779*	*1,04,519*	*37,843*	*22,318*	*21,478*
„ *Burma*	—	—	—	—	—	*2,54,533*	*2,12,800*	*51,316*	*53,605*	*59,233*
TOTAL	—	—	—	—	—	26,24,917	39,34,196	19,17,839	34,43,369	5,49,517
Lac—*Stick and Seed (II. D)*—	Cwts.	Cwts.	Cwts.	Cwts.	Cwts.					
United Kingdom (*including* Channel Islands)	17	..	..	636	292	1,175	..	..	8,951	5,893
Straits Settlements	76,350	23,270	6,990	3,253	50,994	50,68,197	8,03,327	1,66,086	52,794	11,32,095
Other British Possessions	32	18	..	..	99	2,350	652	..	..	1,980
TOTAL BRITISH EMPIRE	76,408	23,288	6,990	3,889	51,385	50,71,722	8,03,979	1,66,086	61,745	11,39,968
China (*exclusive* of Hongkong and Macão)	193	..	..	..	..	13,216	..	..	..	..
Japan	102	..	..	142	..	6,715	..	..	2,712	..
United States of America—*Vid* Atlantic Coast	..	..	183	..	..	..	..	10,733	..	..
Other Foreign Countries	43	17	..	..	..	2,795	200	..	..	..
TOTAL FOREIGN COUNTRIES	338	17	183	142	..	22,726	200	10,733	2,712	..

No. 10—*continued*

ARTICLES, AND COUNTRIES OF CONSIGNMENT: ALSO SHARE OF EACH PROVINCE	QUANTITY					VALUE				
	1929-30	1930-31	1931-32	1932-33	1933-34	1929-30	1930-31	1931-32	1932-33	1933-34
Lac—*continued*						R	R	R	R	R
***Stick and Seed* (*II. D*)**—continued	Cwts.	Cwts.	Cwts.	Cwts.	Cwts.					
Share of Bengal	*76,314*	*23,339*	*6,754*	*3,721*	*50,359*	*50,69,146*	*7,69,023*	*1,69,500*	*56,533*	*11,23,443*
,, *Bombay*	*274*	*393*	*293*	*296*	*1,010*	*17,343*	*23,457*	*13,519*	*8,000*	*17,217*
,, *Madras*	*257*	*73*	*26*	*14*	*16*	*16,991*	*2,649*	*737*	*384*	*282*
,, *Burma*	*1*	..	..	..	..	*75*	..	..	..	..
TOTAL	76,746	23,805	7,173	4,031	51,385	50,94,446	8,04,179	1,76,819	64,457	11,39,968
***Shell and Button* (*II. D*)**—	Cwts.	Cwts.	Cwts.	Cwts.	Cwts.					
TOTAL BRITISH EMPIRE	5	20	..	4	2	740	1,264	..	203	801
United States of America—										
Vid Atlantic Coast	73	3	8	2	..	5,294	507	1,024	445	..
Other Foreign Countries	14	12	3	1	7	2,008	1,204	272	25	849
TOTAL FOREIGN COUNTRIES	87	15	11	3	7	7,302	1,711	1,296	470	847
Share of Bengal	*33*	*32*	*3*	*5*	*1*	*4,163*	*3,463*	*272*	*323*	*61*
,, *Bombay*	*6*	..	..	..	*1*	*433*	..	..	..	*179*
,, *Madras*	*43*	*3*	*8*	*2*	*7*	*2,459*	*507*	*1,024*	*445*	*383*
,, *Burma*	*10*	..	..	..	..	*997*	..	..	..	*25*
TOTAL	92	35	11	7	9	8,042	3,975	1,296	673	648
***Other kinds* (excluding *Lac-dye*) (*II. D*)**—	Cwts.	Cwts.	Cwts.	Cwts.	Cwts.					
United Kingdom (*including* Channel Islands)	..	..	1	2	..	..	..	118	283	11
TOTAL FOREIGN COUNTRIES	20	..	..	..	10	1,350	..	..	..	140
Share of Bombay	..	..	..	..	*10*	..	..	..	..	*141*
,, *Sind*	*20*	..	*1*	*3*	..	*1,350*	..	*118*	*283*	*10*
TOTAL	20	..	1	3	10	1,350	..	118	283	151
***Total Lac*—**	Cwts.	Cwts.	Cwts.	Cwts.	Cwts.					
TOTAL BRITISH EMPIRE	76,418	23,808	6,991	3,696	51,387	50,72,462	8,05,243	1,66,204	62,231	11,40,280
TOTAL FOREIGN COUNTRIES	445	32	194	145	17	31,378	1,911	12,029	3,182	487
TOTAL	76,858	23,840	7,185	4,041	51,404	51,03,840	8,07,154	1,78,233	65,413	11,40,767
Leather—										
***Hides, tanned or dressed* (*III. I*)**—	Tons	Tons	Tons	Tons	Tons					
United Kingdom (*including* Channel Islands)	54	10	4	12	3	2,04,805	59,093	46,547	56,122	29,276
Ceylon (*excluding* Maldives)	45	34	35	9	6	71,662	51,034	35,420	5,948	7,800
Other British Possessions	1	5	1	4	..	5,320	5,719	3,366	4,838	369
TOTAL BRITISH EMPIRE	100	49	40	25	9	2,81,787	1,15,846	85,333	66,908	37,445
Germany	..	..	..	5	..	3,963	9,300	9,278	35,589	5,446
France	..	1	..	..	..	..	10,989	..	..	..
Austria	..	..	..	..	..	..	..	..	5,301	..
Czechoslovakia	..	..	..	..	..	..	6,232	.	972	..
United States of America—										
Vid Atlantic Coast	1	9	6	3	5	46,532	1,11,240	50,018	37,286	17,466
Other Foreign Countries	3	1	..	1	..	5,616	5,259	977	7,306	1,847
TOTAL FOREIGN COUNTRIES	4	11	6	9	5	56,111	1,43,120	60,273	89,454	24,509

No. 10—*continued*

ARTICLES, AND COUNTRIES OF CONSIGNMENT; ALSO SHARE OF EACH PROVINCE	QUANTITY					VALUE				
	1929-30	1930-31	1931-32	1932-33	1933-34	1929-30	1930-31	1931-32	1932-33	1933-34
						R	R	R	R	R
Leather—*continued*										
Hides, tanned or dressed (III. I)—continued	Tons	Tons	Tons	Tons	Tons					
Share of Bengal	*10*	*2*	..	*3*	..	*60,015*	*15,803*	*8,195*	*18,410*	*7,194*
,, *Bombay*	*45*	*31*	*8*	*11*	*6*	*1,39,923*	*1,70,048*	*84,595*	*96,336*	*33,829*
,, *Sind*	..	*1*	..	*2*	..	*3,139*	*3,456*	..	*3,771*	*4,078*
,, *Madras*	*47*	*36*	*37*	*14*	*8*	*95,958*	*56,263*	*51,171*	*26,303*	*14,444*
,, *Burma*	*2*	..	*1*	*4*	..	*38,863*	*13,396*	*4,645*	*8,642*	*2,409*
TOTAL	104	60	46	34	14	3,37,898	2,58,966	1,48,606	1,58,462	61,954
Skins, tanned or dressed (III. I)—	Tons	Tons	Tons	Tons	Tons					
United Kingdom (*including* Channel Islands)	17	11	9	12	12	2,08,222	1,10,151	88,002	1,04,782	1,30,617
Ceylon (*excluding* Maldives)	3	1	..	..	..	5,277	442	145	1,082	553
Straits Settlements	..	..	..	..	..	1,384	2,960	260	5,511	26
Other British Possessions	1	..	..	..	1	3,128	2,189	5,916	5,507	2,645
TOTAL BRITISH EMPIRE	21	12	9	12	13	2,18,011	1,15,742	94,323	1,16,882	1,33,841
Germany	3	3	12	25	31	78,200	78,441	1,76,345	2,91,315	2,91,466
Netherlands	3	..	2	2	..	45,281	4,094	20,446	32,451	13,511
France	..	..	..	..	..	1,163	4,858	10,881	15,748	6,267
Italy (*including* Fiume)	..	..	1	3	16	2,688	2,929	16,564	32,575	1,02,192
Austria	..	..	..	..	1	2,034	221	7,058	2,866	18,500
Hungary	..	..	..	3	7	..	..	..	34,671	62,761
Czechoslovakia	..	..	..	7	3	677	..	14,404	73,057	55,602
Iraq	1	..	..	..	9	1,278	..	..	..	5,798
Persia	4	1	1	4	..	8,270	1,522	1,806	2,982	500
China (*exclusive* of Hong-kong and Macão)	..	..	..	2	2	800	4,433	5,461	7,170	4,391
United States of America—*Vid* Atlantic Coast	67	24	40	64	84	3,67,348	3,10,029	4,48,280	6,63,055	6,13,709
,, Pacific ,,	..	..	..	..	..	5,454	..	..	..	..
Other Foreign Countries	..	..	..	..	..	36	291	2,032	4,659	3,044
TOTAL FOREIGN COUNTRIES	78	28	56	110	153	5,13,229	4,06,757	7,08,277	11,61,149	11,72,741
Share of Bengal	*3*	*1*	*10*	*26*	*50*	*64,368*	*24,072*	*1,32,178*	*3,48,399*	*4,41,692*
,, *Bombay*	*40*	*32*	*52*	*93*	*109*	*4,86,905*	*4,31,531*	*6,17,676*	*8,57,359*	*8,17,438*
,, *Sind*	*2*	*2*	*1*	*1*	*1*	*38,188*	*26,456*	*13,227*	*3,335*	*8,001*
,, *Madras*	*54*	*2*	*1*	*1*	*6*	*1,18,971*	*8,678*	*13,601*	*15,673*	*23,215*
,, *Burma*	..	*3*	*1*	*1*	..	*22,808*	*31,762*	*20,918*	*23,265*	*16,236*
TOTAL	99	40	65	122	166	7,31,240	5,22,499	7,97,600	12,76,031	13,06,582
Total Hides and Skins, tanned, etc.	Tons 203	Tons 100	Tons 111	Tons 156	Tons 180	10,69,138	7,81,465	9,46,206	14,36,493	13,58,536
Unwrought (III. I)—	Cwts.	Cwts.	Cwts.	Cwts.	Cwts.					
United Kingdom (*including* Channel Islands)	2,699	2,409	3,412	1,863	8,966	2,87,879	1,76,355	1,35,478	94,845	1,49,903
Straits Settlements	3	6	1	37	6	1,994	3,936	350	10,334	661
Other British Possessions	4	..	7	5	568	2,371	3	1,443	2,869	4,668
TOTAL BRITISH EMPIRE	2,706	2,415	3,420	1,905	9,540	2,92,244	1,80,294	1,37,271	1,08,048	1,55,232
Germany	109	53	348	1,723	4,528	51,853	37,188	39,620	76,548	1,00,969
Netherlands	228	21	3	5	..	30,752	7,956	4,215	3,744	..
Italy (*including* Fiume)	3	..	38	15	56	862	..	16,556	4,043	16,151
Hungary	..	..	..	21	3	..	..	..	11,679	1,929
Czechoslovakia	..	12	24	2	..	..	9,565	3,443	1,645	..
United States of America—*Vid* Atlantic Coast	10,115	7,524	477	338	1,449	8,76,311	5,73,432	2,53,264	1,54,205	82,482
Other Foreign Countries	39	39	9	40	980	7,611	6,587	3,694	6,700	11,024
TOTAL FOREIGN COUNTRIES	10,494	7,649	899	2,144	7,016	9,67,389	6,34,728	3,20,792	2,58,564	2,12,555

No. 10—*continued*

ARTICLES, AND COUNTRIES OF CONSIGNMENT; ALSO SHARE OF EACH PROVINCE	Quantity					Value				
	1929-30	1930-31	1931-32	1932-33	1933-34	1929-30	1930-31	1931-32	1932-33	1933-34
						R	R	R	R	R
Leather—*continued*										
Unwrought (III. I)—continued	Cwts.	Cwts.	Cwts.	Cwts.	Cwts.					
Share of Bengal	*1,644*	*970*	*656*	*456*	*7,021*	*5,18,096*	*5,34,292*	*2,44,243*	*1,80,921*	*2,26,392*
,, *Bombay*	*437*	*150*	*251*	*212*	*103*	*1,98,065*	*47,492*	*96,933*	*79,715*	*24,214*
,, *Sind*	*76*	*182*	*86*	*167*	*34*	*33,417*	*65,076*	*41,689*	*45,973*	*13,393*
,, *Madras*	*10,991*	*8,713*	*3,399*	*3,117*	*9,295*	*1,91,114*	*1,41,579*	*30,839*	*29,567*	*66,576*
,, *Burma*	*52*	*49*	*29*	*97*	*104*	*19,942*	*23,891*	*14,359*	*30,136*	*38,267*
TOTAL	13,200	10,064	4,319	4,049	16,556	12,59,633	8,15,022	4,58,063	3,66,612	3,67,787
Leather cloth (including *artificial leather (III. I)*—										
United Kingdom (*including* Channel Islands)	Sq. yards 227,040	Sq. yards 117,565	Sq. yards 235,158	Sq. yards 220,300	Sq. yards 292,471	3,77,888	1,76,236	2,50,846	2,21,069	3,01,008
Other British possessions	..	..	..	..	193	..	..	..	..	285
TOTAL BRITISH EMPIRE	227,040	117,565	235,158	220,300	292,664	3,77,888	1,76,236	2,50,846	2,21,069	3,01,293
Germany	56,471	64,218	18,938	10,068	17,239	87,160	46,588	15,860	8,245	8,582
France	2,581	907	16,594	121,579	110,248	2,796	928	12,331	90,787	75,096
Italy (*including* Fiume)	6,043	927	13,004	..	670	7,196	998	9,565	..	660
Austria	5,586	2,570	17,145	..	..	6,660	3,053	12,827	..	..
Czechoslovakia	2,610	4,066	18,980	284	2,024	2,396	3,666	15,561	453	1,264
Japan	..	..	..	6,283	20,010	..	..	..	6,072	14,076
United States of America—*Vid* Atlantic Coast	119,351	221,641	120,249	330,080	146,530	1,51,438	1,25,965	84,163	90,581	79,197
Other Foreign Countries	40	5,360	585	..	2,431	40	5,044	483	..	1,880
TOTAL FOREIGN COUNTRIES	192,632	299,684	205,495	468,294	299,152	2,09,686	1,86,242	1,53,860	1,95,238	1,79,795
Share of Bengal	*160,858*	*74,429*	*98,947*	*108,325*	*137,202*	*2,80,188*	*91,099*	*99,456*	*1,03,406*	*1,19,040*
,, *Bombay*	*176,076*	*147,337*	*203,850*	*194,363*	*263,412*	*1,92,200*	*1,56,455*	*1,97,211*	*1,76,691*	*2,30,169*
,, *Sind*	*28,692*	*172,125*	*115,829*	*330,063*	*137,302*	*31,634*	*77,009*	*78,660*	*80,260*	*84,287*
,, *Madras*	*28,201*	*10,226*	*10,209*	*36,231*	*42,977*	*48,301*	*29,037*	*17,824*	*23,024*	*28,259*
,, *Burma*	*25,845*	*13,132*	*11,818*	*19,612*	*11,023*	*34,751*	*19,878*	*11,487*	*20,916*	*10,677*
TOTAL	419,672	417,249	440,653	688,594	591,816	5,87,576	3,63,478	4,04,708	4,14,307	4,81,923
Manufactures (excluding *boots and shoes and belting for machinery*)—										
Bags and trunks (III. I)—	Cwts.	Cwts.	Cwts.	Cwts.	Cwts.					
United Kingdom (*including* Channel Islands)	245	149	120	133	195	88,813	44,956	68,370	41,959	57,747
Hongkong	12	39	23	12	13	3,515	5,589	3,325	1,699	1,050
Other British Possessions	15	4	6	4	3	4,141	1,966	1,996	1,455	832
TOTAL BRITISH EMPIRE	272	192	149	149	211	96,469	52,511	68,691	45,113	59,629
Germany	83	34	42	25	46	25,223	15,401	18,454	11,238	21,147
Japan	89	23	10	27	170	13,630	9,260	3,519	13,038	47,088
Other Foreign Countries	30	23	15	10	18	8,621	8,758	5,060	2,647	7,379
TOTAL FOREIGN COUNTRIES	152	80	67	62	236	47,474	33,419	27,023	27,023	75,609
Share of Bengal	*51*	*43*	*29*	*44*	*127*	*20,150*	*13,737*	*16,204*	*25,236*	*47,209*
,, *Bombay*	*180*	*108*	*109*	*117*	*223*	*53,612*	*48,392*	*67,495*	*51,674*	*67,737*
,, *Sind*	*66*	*33*	*33*	*20*	*30*	*19,881*	*8,412*	*21,596*	*5,766*	*11,973*
,, *Madras*	*26*	*10*	*9*	*7*	*22*	*13,345*	*6,806*	*6,163*	*3,297*	*9,181*
,, *Burma*	*101*	*78*	*56*	*23*	*35*	*36,975*	*18,783*	*6,267*	*6,278*	*9,178*
TOTAL	424	272	216	211	447	1,43,963	81,930	96,714	72,151	1,55,238

No. 10—*continued*

ARTICLES, AND COUNTRIES OF CONSIGNMENT; ALSO SHARE OF EACH PROVINCE	QUANTITY					VALUE				
	1929-30	1930-31	1931-32	1932-33	1933-34	1929-30	1930-31	1931-32	1932-33	1933-34
						R	R	R	R	R
Leather—*continued*										
Manufactures (excluding ***boots and shoes and belting for machinery***)—continued										
Pickers (III. I)—	Cwts.	Cwts.	Cwts.	Cwts.	Cwts.					
United Kingdom (*including* Channel Islands)	3,743	2,721	2,425	2,673	2,868	6,93,415	3,69,964	3,76,571	4,07,140	4,23,721
Ceylon (*excluding* Maldives)	1	..	..	..	..	90	..	..	..	..
TOTAL BRITISH EMPIRE	3,744	2,721	2,425	2,673	2,868	6,93,505	3,69,964	3,76,571	4,07,140	4,23,721
Germany	15	46	125	94	66	2,223	7,532	18,249	14,210	9,232
Netherlands	346	346	278	375	160	63,501	61,966	49,402	61,373	26,948
France	37	17	19	59	42	5,807	2,555	2,444	7,366	5,190
Austria	6	36	37	37	85	936	5,214	4,956	5,728	12,623
Czechoslovakia	..	17	32	13	58	..	2,522	4,662	1,906	5,751
Other Foreign Countries	26	7	37	31	63	3,363	1,414	5,029	4,388	6,919
TOTAL FOREIGN COUNTRIES	430	469	528	609	474	75,830	81,203	84,742	94,916	66,658
Share of Bengal	*1,338*	*1,416*	*481*	*554*	*683*	*2,12,375*	*1,44,100*	*72,981*	*80,803*	*94,166*
,, *Bombay*	*2,836*	*1,744*	*2,471*	*2,728*	*2,659*	*5,56,960*	*3,07,067*	*3,87,460*	*4,21,253*	*3,96,213*
,, *Burma*	..	..	*1*	..	..	..	..	*878*	..	..
TOTAL	4,174	3,190	2,953	3,282	3,342	7,69,335	4,51,167	4,61,313	5,02,056	4,90,379
Picking bands and straps (III. 1)—	Cwts.	Cwts.	Cwts.	Cwts.	Cwts.					
United Kingdom (*including* Channel Islands)	2,780	1,730	1,936	2,137	1,469	6,75,231	4,20,734	4,26,100	4,58,738	3,19,621
Other British Possessions	1	..	..	5	..	187	..	..	889	..
TOTAL BRITISH EMPIRE	2,781	1,730	1,936	2,142	1,469	6,75,418	4,20,734	4,26,100	4,59,627	3,19,621
Germany	117	135	182	169	64	29,186	33,228	29,122	44,728	17,159
Netherlands	309	430	544	511	298	66,759	1,02,445	1,16,822	1,11,509	66,267
Belgium	183	94	45	191	210	40,226	21,013	10,342	36,220	35,451
France	348	822	625	694	1,092	80,071	1,25,796	1,18,059	1,44,747	2,17,772
Italy (*including* Fiume)	..	1	29	18	1	..	295	6,207	3,819	216
Other Foreign Countries	24	22	65	78	48	6,909	5,415	12,009	12,471	8,040
TOTAL FOREIGN COUNTRIES	981	1,504	1,490	1,661	1,713	2,24,051	2,88,192	2,92,561	3,53,489	3,44,905
Share of Bengal	*1,508*	*768*	*575*	*564*	*479*	*3,27,648*	*1,69,695*	*1,02,935*	*1,00,795*	*94,794*
,, *Bombay*	*2,240*	*2,463*	*2,851*	*3,239*	*2,702*	*5,63,102*	*5,45,730*	*6,15,474*	*7,11,919*	*5,69,432*
,, *Madras*	*12*	*3*	..	..	..	*6,020*	*2,061*	*35*	*18*	..
,, *Burma*	*2*	..	..	..	*1*	*2,699*	*440*	*217*	*384*	*300*
TOTAL	3,762	3,234	3,426	3,803	3,182	8,99,469	7,17,926	7,18,661	8,13,116	6,64,526
Roller skins (III. I)—	Cwts.	Cwts.	Cwts.	Cwts.	Cwts.					
United Kingdom (*including* Channel Islands)	633	1,166	719	598	490	7,33,865	6,94,024	6,80,106	5,86,694	4,56,420
Germany	..	8	19	27	55	1,067	3,135	16,749	27,310	39,538
United States of America—										
Vid Atlantic Coast	..	..	7	3	5	..	..	6,363	2,463	4,642
Other Foreign Countries	7	6	10	1	1	2,802	4,064	9,026	2,250	1,964
TOTAL FOREIGN COUNTRIES	7	9	36	31	61	3,869	7,199	32,138	32,023	46,144
Share of Bengal	*53*	*27*	*47*	*36*	*39*	*52,532*	*31,655*	*42,715*	*33,032*	*35,932*
,, *Bombay*	*586*	*1,148*	*708*	*593*	*512*	*6,54,145*	*6,69,368*	*6,69,529*	*5,35,685*	*4,66,582*
,, *Sind*	*1*	..	..	..	..	*1,057*	..	..	..	..
TOTAL	640	1,175	755	629	551	7,37,734	7,01,223	7,12,244	5,68,717	5,02,564

No. 10—*continued*

ARTICLES, AND COUNTRIES OF CONSIGNMENT; ALSO SHARE OF EACH PROVINCE	QUANTITY					VALUE				
	1929-30	1930-31	1931-32	1932-33	1933-34	1929-30	1930-31	1931-32	1932-33	1933-34
Leather—*continued*										
Manufactures (excluding ***boots and shoes and belting for machinery***)—continued										
Saddlery and Harness (III. I)—	Cwts.	Cwts.	Cwts.	Cwts.	Cwts.	R	R	R	R	R
United Kingdom (*including* Channel Islands)	170	189	123	118	64	79,628	68,466	51,330	36,782	29,551
Commonwealth of Australia	8	0	26	3	11	3,798	4,253	11,388	2,520	4,570
Other British Possessions	2	1	..	2	..	706	852	96	220	..
TOTAL BRITISH EMPIRE	180	199	149	123	75	84,132	73,571	62,814	39,472	34,121
TOTAL FOREIGN COUNTRIES	12	10	1	6	2	3,985	1,651	1,073	2,071	1,213
Share of Bengal	*81*	*73*	*46*	*28*	*23*	*28,478*	*23,811*	*14,509*	*9,360*	*9,333*
,, *Bombay*	*89*	*98*	*79*	*53*	*37*	*45,633*	*36,687*	*34,556*	*26,401*	*13,490*
,, *Sind*	*8*	*11*	*11*	*11*	*8*	*7,510*	*5,558*	*2,823*	*1,753*	*2,648*
,, *Madras*	*6*	*19*	*9*	*2*	*4*	*2,362*	*6,849*	*2,753*	*1,006*	*1,278*
,, *Burma*	*9*	*8*	*5*	*6*	*5*	*3,344*	*4,317*	*2,347*	*3,022*	*3,598*
TOTAL	192	209	150	129	77	89,117	75,222	63,887	41,543	35,334
Other sorts (III. I)—	Cwts.	Cwts.	Cwts.	Cwts.	Cwts.					
United Kingdom (*including* Channel Islands)	16,037	6,493	6,516	13,277	11,012	8,50,042	4,19,932	3,88,390	4,35,581	3,47,746
Hongkong	3	14	40	10	10	1,838	3,501	5,588	2,176	1,195
Other British Possessions	92	75	19	5	36	4,585	7,154	2,419	1,512	3,494
TOTAL BRITISH EMPIRE	16,132	6,582	6,575	13,292	11,058	8,56,465	4,30,587	3,96,397	4,39,269	3,52,435
Germany	1,843	1,845	3,828	1,905	294	68,548	48,209	63,182	66,013	37,975
Netherlands	297	189	53	68	18	10,658	16,788	2,682	5,518	3,043
Italy (*including* Fiume)	2	..	10	388	30	986	118	2,072	7,043	7,557
Austria	95	95	14	107	49	9,500	10,268	2,990	976	3,663
Japan	54	86	71	293	1,027	14,989	24,747	18,244	55,891	1,48,928
United States of America—										
Vid Atlantic Coast	18,662	16,509	10,823	11,484	479	3,10,454	3,01,020	1,92,752	1,47,281	40,105
,, Pacific ,,	..	..	..	1	3	26	..	5	13	1,052
Other Foreign Countries	70	126	55	864	432	9,092	5,743	6,385	12,718	12,289
TOTAL FOREIGN COUNTRIES	21,023	18,850	14,854	15,105	2,332	4,24,253	4,06,893	2,88,262	2,94,401	2,54,612
Share of Bengal	*12,001*	*6,274*	*5,659*	*12,596*	*11,208*	*5,28,038*	*3,70,268*	*2,68,151*	*3,44,584*	*3,49,109*
,, *Bombay*	*24,800*	*18,445*	*15,509*	*15,472*	*1,808*	*6,62,092*	*3,73,792*	*3,44,700*	*3,00,688*	*2,82,660*
,, *Sind*	*82*	*48*	*78*	*69*	*72*	*24,884*	*14,164*	*21,743*	*20,374*	*20,068*
,, *Madras*	*98*	*453*	*41*	*49*	*61*	*25,536*	*27,324*	*13,633*	*13,330*	*15,246*
,, *Burma*	*176*	*213*	*168*	*213*	*241*	*39,118*	*51,921*	*37,413*	*54,884*	*49,979*
TOTAL	37,155	25,432	21,429	28,397	13,390	12,80,718	8,37,470	6,84,659	7,33,870	6,07,047
Total Leather manufactures (excluding ***boots and shoes and belting for machinery***)—	Cwts.	Cwts.	Cwts.	Cwts.	Cwts.					
United Kingdom (*including* Channel Islands)	23,606	12,448	11,839	18,936	16,098	31,20,994	20,27,078	19,55,867	19,16,844	16,34,806
Hongkong	15	53	68	22	23	5,373	9,150	8,913	3,875	2,245
Commonwealth of Australia	20	77	39	4	39	4,027	6,303	12,187	3,875	6,478
Other British Possessions	99	12	12	15	11	9,480	7,770	3,712	3,721	2,418
TOTAL BRITISH EMPIRE	23,742	12,590	11,958	18,977	16,171	31,39,874	20,50,301	20,10,679	19,27,315	16,45,947

No. 10—*continued*

ARTICLES, AND COUNTRIES OF CONSIGNMENT; ALSO SHARE OF EACH PROVINCE	Quantity					Value				
	1929-30	1930-31	1931-32	1932-33	1933-34	1929-30	1930-31	1931-32	1932-33	1933-34
						R	R	R	R	R
eather—continued										
***Total** Leather manufactures* (excluding *boots and shoes and belting for machinery*)—continued	Cwts.	Cwts.	Cwts.	Cwts.	Cwts.					
Germany	2,069	2,073	4,196	2,225	529	1,29,110	1,07,988	1,45,894	1,68,570	1,25,679
Netherlands	952	965	885	954	476	1,40,953	1,81,199	1,71,598	1,78,409	96,253
Belgium	258	98	74	968	221	49,045	21,998	14,476	41,575	37,338
France	394	860	650	760	1,165	93,240	1,33,593	1,24,344	1,54,970	2,30,409
Italy (*including* Fiume)	7	8	48	402	40	2,082	3,131	11,682	11,374	10,008
Austria	123	141	52	146	188	12,868	19,074	8,414	7,109	18,025
Czechoslovakia	1	18	78	44	81	191	2,684	10,080	7,385	10,359
Japan	104	112	103	360	1,255	30,858	35,274	26,903	76,166	2,02,580
United States of America—										
Vid Atlantic Coast	18,679	16,516	10,836	11,487	487	3,17,271	3,04,376	2,01,783	1,50,989	46,228
„ Pacific „	..	..	..	1	3	26	..	5	13	1,052
Other Foreign Countries	18	131	64	132	423	3,818	9,230	10,670	12,428	11,120
TOTAL FOREIGN COUNTRIES	22,005	20,922	16,976	17,474	4,818	7,79,462	8,18,547	7,25,799	8,08,938	7,89,141
Share of Bengal	*15,032*	*8,631*	*6,837*	*13,820*	*12,559*	*11,69,221*	*7,53,466*	*5,15,495*	*5,93,810*	*5,50,574*
„ *Bombay*	*30,731*	*24,006*	*21,727*	*22,231*	*7,941*	*25,05,534*	*19,71,037*	*20,99,208*	*20,27,420*	*17,61,104*
„ *Sind*	*157*	*92*	*116*	*100*	*110*	*53,632*	*28,134*	*53,167*	*27,893*	*34,653*
„ *Madras*	*141*	*485*	*59*	*58*	*97*	*48,313*	*40,840*	*21,572*	*17,651*	*25,675*
„ *Burma*	*286*	*398*	*190*	*212*	*282*	*82,636*	*75,461*	*47,036*	*64,479*	*63,052*
TOTAL	46,847	33,512	28,929	36,451	20,989	39,10,326	28,68,938	27,36,478	27,31,253	24,35,028
***Total value** of Leather*—										
United Kingdom (*including* Channel Islands)	—	—	—	—	—	41,99,788	25,48,913	25,06,742	23,92,662	22,46,505
Ceylon (*excluding* Maldives)	—	—	—	—	—	79,405	52,478	39,384	11,986	9,926
Straits Settlements	—	—	—	—	—	9,353	10,680	2,334	17,511	1,880
Hongkong	—	—	—	—	—	5,373	9,150	9,913	3,875	2,845
Canada—										
Vid Atlantic Coast	—	—	—	—	—	3,915	3,883	4,713	5,498	3,344
„ Pacific „	—	—	—	—	—	583	..	437	..	..
Commonwealth of Australia	—	—	—	—	—	6,714	7,908	15,163	8,534	9,657
Other British Possessions	—	—	—	—	—	4,673	5,497	2,768	2,158	946
TOTAL BRITISH EMPIRE	—	—	—	—	—	43,09,804	26,38,509	25,81,454	24,42,222	22,74,603
Germany	—	—	—	—	—	3,00,286	2,79,505	3,89,997	5,75,467	5,32,143
Netherlands	—	—	—	—	—	2,18,176	1,99,433	1,96,259	2,15,196	1,10,121
Belgium	—	—	—	—	—	50,171	22,032	14,510	45,055	44,969
France	—	—	—	—	—	99,083	1,50,974	1,49,992	2,61,507	3,13,213
Switzerland	—	—	—	—	—	716	4,608	4,273	6,403	2,728
Italy (*including* Fiume)	—	—	—	—	—	12,828	7,056	54,467	50,206	1,29,375
Austria	—	—	—	—	—	24,880	23,218	29,183	15,276	32,213
Hungary	—	—	—	—	—	..	..	..	50,075	69,969
Czechoslovakia	—	—	—	—	—	3,264	22,247	43,494	84,062	69,778
Iraq	—	—	—	—	—	6,216	3,260	980	1,791	7,693
Persia	—	—	..	—	—	11,377	2,513	1,920	3,751	744
China (*exclusive* of Hongkong and Macão)	—	—	—	—	—	2,722	7,082	3,072	10,541	5,180
Japan	—	—	—	—	—	31,088	37,545	27,173	33,238	2,16,686
United States of America—										
Vid Atlantic Coast	—	—	—	—	—	17,58,900	14,25,041	10,37,458	10,96,116	8,38,082
„ Pacific „	—	—	—	—	—	5,480	..	5	13	1,052
Other Foreign Countries	—	—	—	—	—	690	4,888	6,218	3,746	4,782
TOTAL FOREIGN COUNTRIES	—	—	—	—	—	25,25,877	21,89,394	19,64,001	25,06,443	23,78,731

No. 10—*continued*

ARTICLES, AND COUNTRIES OF CONSIGNMENT; ALSO SHARE OF EACH PROVINCE	Quantity					Value				
	1929-30	1930-31	1931-32	1932-33	1933-34	1929-30	1930-31	1931-32	1932-33	1933-34
Leather—*concluded*						R	R	R	R	R
Total Value of Leather—contd.										
Share of Bengal	—	—	—	—	—	*23,91,887*	*14,18,732*	*10,39,566*	*12,44,946*	*13,43,892*
,, *Bombay*	—	—	—	—	—	*25,32,627*	*27,74,563*	*30,95,694*	*32,67,521*	*28,66,754*
,, *Sind*	—	—	—	—	—	*1,59,010*	*2,00,131*	*1,86,743*	*1,66,339*	*1,44,647*
,, *Madras*	—	—	—	—	—	*5,03,157*	*2,70,318*	*1,25,007*	*1,22,528*	*1,61,119*
,, *Burma*	—	—	—	—	—	*1,99,000*	*1,54,089*	*93,445*	*1,47,438*	*1,30,021*
TOTAL	—	—	—	—	—	68,35,681	48,27,903	45,45,455	49,48,665	46,53,334
Liquors, *including* denatured and Perfumed Spirits—										
Ale, beer and porter—										
Ale and Beer (in Bottle) (I. D)—	Gals	Gals.	Gals.	Gals.	Gals.					
United Kingdom (*including* Channel Islands)	1,252,924	1,218,279	1,024,822	1,162,598	1,139,483	35,76,516	34,73,283	26,20,316	29,04,751	28,36,517
Malta and Gozo	..	..	1,475	6,480	2,086	..	..	2,342	13,290	3,248
Commonwealth of Australia	7,746	11,089	8,036	9,415	11,053	27,015	36,698	21,793	26,155	30,695
Other British Possessions	527	223	619	248	1,074	2,094	781	2,152	894	3,062
TOTAL BRITISH EMPIRE	1,261,197	1,224,541	1,034,952	1,180,741	1,153,696	36,05,625	35,10,762	26,49,603	29,45,090	28,33,513
Denmark	4,291	14,650	24,206	21,290	22,136	10,989	36,075	60,595	52,215	50,034
Germany	1,045,522	803,160	550,089	505,074	373,338	29,98,572	25,11,272	14,56,322	14,24,922	10,53,068
Netherlands	326,735	359,143	327,350	267,935	301,606	6,67,955	7,30,548	6,16,333	5,67,283	6,32,358
Belgium	2,994	4,532	28,361	2,900	1,042	5,250	8,133	45,375	6,285	1,744
Italy (*including* Fiume)	3,813	1,398	5,910	947	915	8,008	2,886	12,074	2,052	1,799
Austria	2,973	1,176	12,432	1,361	357	6,840	2,818	23,460	2,490	372
Czechoslovakia	2,516	..	890	1,116	8	6,012	..	1,886	2,718	24
China ((*exclusive* of Hong-Kong and Macão)	..	..	58	1,521	9,629	..	..	153	1,560	10,125
Japan	285,408	277,926	259,593	415,654	525,460	4,53,334	4,56,500	3,82,834	4,41,018	5,04,164
Other Foriegn Countries	867	1,155	1,505	4,057	1,500	2,850	3,773	5,234	9,726	3,609
TOTAL FOREIGN COUNTRIES	1,675,119	1,553,146	1,210,344	1,221,855	1,235,991	41,61,810	37,52,405	26,04,166	26,10,299	22,58,197
Share of Bengal	*814,853*	*766,720*	*560,014*	*636,573*	*597,678*	*19,96,165*	*15,78,451*	*12,56,551*	*14,18,368*	*11,96,759*
,, *Bombay*	*803,690*	*799,899*	*763,216*	*837,793*	*856,720*	*19,33,374*	*18,36,372*	*15,38,537*	*16,41,960*	*16,40,991*
,, *Sind*	*357,346*	*314,051*	*225,055*	*245,164*	*280,485*	*11,52,929*	*9,94,782*	*5,56,731*	*6,27,268*	*7,20,940*
,, *Madras*	*275,337*	*301,095*	*280,027*	*309,245*	*283,666*	*7,52,957*	*7,44,306*	*6,13,722*	*6,83,259*	*6,56,178*
,, *Burma*	*684,600*	*595,916*	*416,974*	*373,821*	*371,138*	*19,32,010*	*17,19,256*	*12,28,128*	*10,74,434*	*9,37,907*
TOTAL	2,936,316	2,777,681	2,245,296	2,402,596	2,389,687	77,67,435	72,63,167	52,53,769	54,55,289	51,21,713
Ale and Beer (in Bulk) (I. D)—	Gals.	Gals.	Gals.	Gals.	Gals.					
United Kingdom (*including* Channel Islands)	1,690,620	1,627,220	1,322,389	1,159,671	932,363	24,92,794	22,72,049	17,95,736	16,44,755	13,20,784
Other British Possessions	38	..	..	585	8	146	..	..	1,185	24
TOTAL BRITISH EMPIRE	1,690,658	1,627,220	1,322,389	1,160,256	932,371	24,92,940	22,72,049	17,95,736	16,45,940	13,20,808
Germany	2,627	5,235	4,554	1,983	2,100	7,785	10,830	26,055	5,893	6,126
Netherlands	9,197	9,128	13,460	13,649	6,150	13,164	13,592	27,348	27,260	13,460
Belgium	14,196	11,354	10,272	11,258	8,149	41,199	38,197	37,009	36,485	27,171
Czechoslovakia	..	469	230	502	2,004	..	1,338	773	1,526	6,406
Other Foreign Countries	1,706	55	1,154	922	1,049	2,450	240	2,481	1,956	2,496
TOTAL FOREIGN COUNTRIES	27,726	26,241	29,670	28,314	19,452	64,598	64,197	93,666	73,420	55,741

No. 10—*continued*

ARTICLES, AND COUNTRIES OF CONSIGNMENT; ALSO SHARE OF EACH PROVINCE	QUANTITY					VALUE				
	1929-30	1930-31	1931-32	1932-33	1933-34	1929-30	1930-31	1931-32	1932-33	1933-34
						R	R	R	R	R
Liquors, *including* denatured and Perfumed Spirits—*continued*										
***Ale, beer and porter*—continued**										
***Ale and Beer* (*in Bulk*) (*I. D*)—continued**	Gals.	Gals.	Gals.	Gals.	Gals.					
Share of Bengal	*314,057*	*297,628*	*277,127*	*262,331*	*200,945*	*4,82,964*	*3,82,591*	*3,88,700*	*3,67,825*	*2,93,794*
„ *Bombay*	*669,426*	*574,139*	*441,446*	*355,153*	*253,258*	*8,52,999*	*64,037*	*5,07,517*	*4,43,677*	*3,10,049*
„ *Sind*	*511,129*	*527,905*	*404,216*	*368,065*	*312,039*	*8,97,775*	*9,76,111*	*7,24,436*	*6,32,292*	*5,35,632*
„ *Madras*	*218,249*	*227,959*	*189,044*	*182,660*	*175,333*	*2,95,137*	*2,83,460*	*2,24,079*	*2,33,174*	*2,21,523*
„ *Burma*	*5,523*	*25,830*	*40,226*	*20,356*	*9,748*	*28,663*	*30,057*	*44,670*	*22,392*	*10,561*
TOTAL	1,718,384	1,653,461	1,352,059	1,188,570	951,323	25,57,688	23,36,246	18,89,402	17,19,360	13,76,549
***Stout and Porter* (*in Bottle*) (*I. D*)—**	Gals.	Gals.	Gals.	Gals.	Gals.					
United Kingdom (*including* Channel Islands)	177,161	140,373	109,261	104,284	98,983	7,56,054	5,81,071	4,44,200	3,98,609	3,62,091
Other British Possessions	6	51	73	494	1,260	66	273	248	1,217	2,193
TOTAL BRITISH EMPIRE	177,167	140,424	109,334	104,778	100,223	7,56,120	5,81,344	4,44,448	3,99,826	3,64,284
TOTAL FOREIGN COUNTRIES	3,980	2,547	1,271	1,781	909	7,796	6,675	4,100	4,231	2,128
Share of Bengal	*49,161*	*35,950*	*26,357*	*24,383*	*21,341*	*1,72,910*	*1,22,608*	*90,376*	*85,621*	*74,669*
„ *Bombay*	*46,566*	*38,316*	*29,957*	*34,600*	*30,307*	*1,77,376*	*1,49,398*	*1,16,904*	*1,35,798*	*1,17,053*
„ *Sind*	*16,751*	*13,407*	*14,972*	*13,781*	*14,213*	*72,304*	*74,420*	*57,435*	*53,185*	*57,716*
„ *Madras*	*10,949*	*7,973*	*6,680*	*7,091*	*10,016*	*46,776*	*30,870*	*25,085*	*25,041*	*33,966*
„ *Burma*	*57,721*	*42,325*	*32,639*	*26,704*	*25,255*	*2,94,551*	*2,10,723*	*1,58,748*	*1,04,418*	*83,008*
TOTAL	181,147	142,971	110,605	106,559	101,132	7,63,916	5,88,019	4,48,548	4,04,057	3,66,412
***Stout and Porter* (*in Bulk*) (*I. D*)—**	Gals.	Gals.	Gals.	Gals.	Gals.					
United Kingdom (*including* Channel Islands)	27,679	35,996	16,802	20,012	13,184	39,609	42,322	20,645	25,191	13,919
TOTAL FOREIGN COUNTRIES	..	6	..	13	..	..	27	..	25	..
Share of Bengal	*3,550*	*1,566*	*2,803*	*3,002*	*2,360*	*5,634*	*1,429*	*2,378*	*4,069*	*2,845*
„ *Bombay*	*14,724*	*23,392*	*9,574*	*13,775*	*6,944*	*17,060*	*25,873*	*9,797*	*14,281*	*5,509*
„ *Sind*	*7,904*	*4,732*	*3,900*	*2,440*	*2,360*	*14,540*	*9,850*	*7,170*	*3,900*	*4,870*
„ *Madras*	*1,501*	*1,312*	*520*	*808*	*520*	*2,325*	*5,197*	*800*	*2,966*	*696*
TOTAL	27,679	36,002	16,802	20,025	13,184	39,609	42,349	20,645	25,216	13,919
***Total Ale, beer and porter*—**	Gals.	Gals.	Gals.	Gals.	Gals.					
United Kingdom (*including* Channel Islands)	3,148,384	3,016,868	2,473,274	2,446,565	2,188,993	68,64,973	63,68,725	48,80,897	49,73,306	45,23,311
Malta and Gozo	..	2	1,475	8,886	8,069	..	8	2,342	14,142	4,627
Commonwealth of Australia	7,746	11,030	8,037	9,466	11,327	27,015	36,698	24,798	26,854	31,482
Other British Possessions	571	272	691	870	1,225	2,306	1,046	2,895	2,245	3,372
TOTAL BRITISH EMPIRE	3,156,701	3,028,181	2,483,477	2,465,787	2,199,614	68,94,294	64,06,477	49,10,432	50,16,047	45,62,792
Denmark	4,291	14,705	24,536	22,002	22,906	10,989	37,215	61,586	53,859	52,416
Germany	1,048,282	898,436	554,593	507,657	375,698	30,06,682	25,22,188	14,82,377	14,32,591	10,59,744
Netherlands	336,809	369,237	341,584	282,211	308,304	6,83,226	7,46,714	6,46,024	5,96,003	6,47,218
Belgium	17,190	15,886	38,633	14,158	9,191	46,449	46,330	82,284	42,770	28,915
Italy (*including* Fiume)	3,813	1,393	6,430	1,237	915	8,008	2,886	13,958	2,542	1,799
Austria	2,973	1,176	12,976	1,361	357	6,840	2,318	23,957	2,490	372

No. 10—*continued*

ARTICLES, AND COUNTRIES OF CONSIGNMENT; ALSO SHARE OF EACH PROVINCE	Quantity					Value				
	1929-30	1930-31	1931-32	1932-33	1933-34	1929-30	1930-31	1931-32	1932-33	1933-34
						R	R	R	R	R
Liquors, *including* denatured and Perfumed Spirits—*continued*										
Total Ale, beer and porter—continued	Gals.	Gals.	Gals.	Gals.	Gals.					
Czechoslovakia	2,516	469	1,120	1,618	2,012	8,012	1,338	2,659	4,544	6,521
China (*exclusive* of Hongkong and Macão)	..	..	58	1,621	9,629	..	..	153	1,580	10,128
Japan	288,218	279,387	259,594	415,965	525,621	4,58,036	4,60,127	3,82,840	4,41,863	5,04,332
Other Foreign Countries	2,733	1,240	1,731	4,233	1,639	5,962	4,168	6,094	10,233	4,536
TOTAL FOREIGN COUNTRIES	1,706,825	1,581,934	1,241,285	1,251,963	1,256,212	42,34,204	38,23,304	27,01,982	25,87,975	23,15,801
Share of Bengal	*1,181,621*	*1,101,864*	*866,306*	*926,289*	*821,824*	*26,67,723*	*23,55,079*	*17,48,605*	*18,95,853*	*15,72,038*
,, *Bombay*	*1,534,405*	*1,440,746*	*1,244,193*	*1,241,326*	*1,147,229*	*29,80,809*	*27,25,669*	*21,72,785*	*23,35,718*	*20,73,513*
,, *Sind*	*893,130*	*865,095*	*648,143*	*629,450*	*609,597*	*21,37,545*	*20,55,163*	*15,75,772*	*13,96,637*	*13,19,193*
,, *Madras*	*506,526*	*538,339*	*476,231*	*499,304*	*470,035*	*10,97,194*	*11,03,813*	*8,63,686*	*9,44,440*	*8,52,359*
,, *Burma*	*747,844*	*664,071*	*489,839*	*420,881*	*406,142*	*22,55,224*	*19,60,036*	*14,31,546*	*12,01,344*	*10,31,466*
TOTAL	4,863,526	4,610,115	3,724,762	3,717,750	3,455,820	1,11,28,498	1,02,29,781	76,12,364	76,04,022	68,78,598
Cider and other fermented liquors (I. D)—	Gals.	Gals.	Gals.	Gals.	Gals.					
United Kingdom (*including* Channel Islands)	11,717	8,087	7,050	7,472	8,993	66,145	45,585	38,901	37,888	43,678
Other British Possessions	168	..	..	..	2	872	..	..	..	26
TOTAL BRITISH EMPIRE	11,885	8,087	7,050	7,472	8,995	67,018	45,585	38,901	37,888	43,704
TOTAL FOREIGN COUNTRIES	51	161	105	313	50	560	612	486	1,367	328
Share of Bengal	*3,544*	*2,933*	*2,446*	*2,024*	*1,927*	*21,636*	*13,295*	*13,218*	*10,854*	*8,851*
,, *Bombay*	*3,331*	*1,838*	*1,384*	*1,991*	*2,000*	*17,390*	*10,040*	*6,971*	*9,051*	*9,279*
,, *Sind*	*2,821*	*2,351*	*1,658*	*2,442*	*2,361*	*16,085*	*14,257*	*10,935*	*12,998*	*13,841*
,, *Madras*	*2,078*	*1,220*	*1,143*	*845*	*1,664*	*11,370*	*6,286*	*6,101*	*3,931*	*6,903*
,, *Burma*	*169*	*607*	*524*	*483*	*593*	*1,093*	*3,319*	*3,167*	*2,781*	*3,032*
TOTAL	11,936	8,248	7,155	7,785	9,045	67,578	46,197	39,887	39,255	45,032
Spirits—										
Brandy (I. D)—	Gals.	Gals.	Gals.	Gals.	Gals.					
United Kingdom (*including* Channel Islands)	8,833	6,758	2,121	2,498	2,401	2,26,942	1,83,195	72,647	69,368	68,473
Other British Possessions	123	133	86	281	648	2,170	1,858	1,551	3,826	6,866
TOTAL BRITISH EMPIRE	8,956	6,885	2,207	2,779	3,049	2,29,112	1,85,053	74,198	73,194	95,338
Germany	35,443	19,044	5,672	3,459	2,741	1,88,593	1,08,525	36,238	26,241	23,292
Netherlands	1,170	979	567	139	16	6,276	5,813	3,219	686	345
France	392,334	318,988	144,214	107,434	112,367	42,69,559	36,16,161	17,61,754	15,66,019	16,71,702
Other Foreign Countries	987	1,061	425	110	408	10,302	5,888	5,826	2,313	7,240
TOTAL FOREIGN COUNTRIES	429,934	340,022	150,878	111,142	115,532	44,69,730	37,96,387	18,07,037	15,95,259	17,02,579
Share of Bengal	*93,007*	*70,480*	*35,790*	*16,506*	*19,180*	*10,31,761*	*9,06,629*	*3,05,630*	*3,03,845*	*3,52,809*
,, *Bombay*	*137,682*	*109,225*	*49,104*	*40,765*	*45,216*	*13,36,016*	*11,23,680*	*4,66,993*	*5,55,370*	*6,45,546*
,, *Sind*	*73,108*	*49,661*	*22,930*	*20,546*	*21,212*	*9,66,660*	*6,96,016*	*3,36,423*	*3,36,863*	*3,64,348*
,, *Madras*	*63,780*	*58,171*	*25,244*	*20,025*	*20,366*	*5,83,156*	*5,22,379*	*2,31,256*	*2,37,907*	*2,47,926*
,, *Burma*	*66,313*	*59,371*	*20,917*	*16,081*	*12,607*	*7,20,249*	*6,62,736*	*2,38,532*	*2,14,154*	*1,67,214*
TOTAL	438,890	346,908	153,085	113,921	118,581	46,88,842	39,21,440	18,81,235	16,68,453	17,97,917
Gin (I. D)—	Gals.	Gals.	Gals.	Gals.	Gals.					
United Kingdom (*including* Channel Islands)	107,375	116,355	74,708	82,195	86,122	9,72,741	10,60,110	6,66,094	7,06,176	7,56,598
Other British Possessions	166	152	74	62	27	1,295	1,183	650	776	615
TOTAL BRITISH EMPIRE	107,541	116,507	74,782	82,257	86,149	9,74,036	10,61,293	6,66,744	7,06,951	7,55,213

No. 10—*continued*

ARTICLES, AND COUNTRIES OF CONSIGNMENT; ALSO SHARE OF EACH PROVINCE	QUANTITY					VALUE				
	1929-30	1930-31	1931-32	1932-33	1933-34	1929-30	1930-31	1931-32	1932-33	1933-34
						R	R	R	R	R
Liquors, *including* denatured and Perfumed Spirits—*continued*										
Spirit—continued										
Gin (I. D.)—*contd.*	Gals.	Gals.	Gals.	Gals.	Gals.					
Germany	1,279	455	283	160	233	9,086	3,432	2,290	1,545	2,204
Netherlands	12,443	9,526	5,742	3,543	4,149	89,506	68,191	44,115	32,823	38,729
Other Foreign Countries	165	260	119	118	99	1,328	2,567	1,210	927	1,228
TOTAL FOREIGN COUNTRIES	13,887	10,241	6,144	3,821	4,481	99,874	74,190	47,615	34,795	42,161
Share of Bengal	*34,181*	*39,432*	*27,681*	*28,081*	*28,917*	*2,92,918*	*3,30,082*	*2,33,320*	*2,27,503*	*2,32,824*
„ *Bombay*	*38,045*	*34,327*	*19,287*	*25,446*	*24,373*	*3,35,391*	*3,07,719*	*1,70,612*	*2,26,091*	*2,17,372*
„ *Sind*	*21,393*	*25,484*	*14,188*	*17,085*	*19,503*	*2,19,076*	*2,72,937*	*1,47,359*	*1,55,541*	*1,91,203*
„ *Madras*	*19,351*	*17,446*	*12,323*	*8,437*	*11,475*	*1,52,682*	*1,38,850*	*1,00,723*	*73,023*	*99,299*
„ *Burma*	*8,458*	*10,059*	*7,447*	*7,029*	*6,362*	*73,839*	*86,295*	*64,345*	*59,588*	*55,876*
TOTAL	121,428	126,748	80,920	86,078	90,630	10,73,906	11,35,883	7,16,359	7,41,746	7,97,374
Liqueurs (I. D.)—	Gals.	Gals.	Gals.	Gals.	Gals.					
United Kingdom (*including* Channel Islands)	4,225	3,475	5,047	2,376	2,876	1,09,241	84,432	74,245	63,487	74,748
Other British Possessions	238	86	1,804	20	23	5,888	1,300	5,313	324	506
TOTAL BRITISH EMPIRE	4,463	3,561	6,851	2,396	2,899	1,15,129	85,732	79,558	63,811	75,249
Denmark	894	1,108	298	341	351	18,113	22,578	6,237	7,330	7,266
Germany	803	639	245	236	427	19,208	11,633	5,085	5,735	8,732
Netherlands	786	157	174	134	319	13,441	2,603	3,518	1,618	5,276
France	11,332	7,753	4,039	3,832	4,769	1,64,000	1,08,095	68,545	66,563	85,577
United States of America—										
Vid Atlantic Coast	396	476	720	637	568	14,378	16,070	25,799	23,753	19,043
Other Foreign Countries	491	325	165	172	178	7,336	5,719	3,128	3,169	3,319
TOTAL FOREIGN COUNTRIES	14,702	10,508	5,650	5,352	6,612	2,36,476	1,67,603	1,07,312	1,08,168	1,29,213
Share of Bengal	*9,459*	*7,041*	*4,892*	*4,090*	*4,462*	*2,04,623*	*1,41,667*	*1,16,114*	*1,07,505*	*1,12,150*
„ *Bombay*	*4,250*	*2,532*	*1,356*	*1,127*	*2,054*	*61,395*	*38,343*	*21,224*	*19,158*	*36,792*
„ *Sind*	*3,186*	*2,046*	*923*	*1,515*	*1,939*	*60,181*	*35,186*	*15,207*	*25,312*	*34,976*
„ *Madras*	*1,443*	*800*	*4,573*	*299*	*499*	*22,106*	*14,025*	*22,295*	*6,412*	*10,153*
„ *Burma*	*827*	*1,650*	*753*	*717*	*657*	*13,300*	*24,114*	*12,030*	*13,592*	*10,391*
TOTAL	19,165	14,069	12,501	7,748	9,511	3,51,605	2,53,335	1,86,870	1,71,979	2,04,462
Rum (I. D)—	Gals.	Gals.	Gals.	Gals.	Gals.					
United Kingdom (*including* Channel Islands)	4,674	4,482	3,870	1,718	1,576	40,255	38,525	42,902	14,053	15,041
Other British Possessions	9	59	..	15	1	168	197	80	284	40
TOTAL BRITISH EMPIRE	4,683	4,541	3,870	1,733	1,577	40,423	38,722	42,982	14,337	15,081
Germany	6,518	3,145	522	188	127	26,371	13,037	3,158	816	1,046
France	772	185	166	92	10	6,474	1,504	1,903	1,072	97
Java*	193,752	24,221	17,676	146	..	2,46,563	27,799	20,042	236	4
Other Foreign Countries	197	8	123	4	9	1,067	120	670	26	240
TOTAL FOREIGN COUNTRIES	201,239	27,559	18,487	380	146	2,80,475	42,460	25,868	2,156	1,387
Share of Bengal	*194,282*	*24,910*	*13,154*	*718*	*171*	*2,60,593*	*38,747*	*21,845*	*4,286*	*1,456*
„ *Bombay*	*7,139*	*3,451*	*3,172*	*893*	*978*	*40,617*	*22,567*	*37,554*	*7,430*	*9,062*
„ *Sind*	*1,074*	*1,367*	*437*	*288*	*490*	*11,744*	*13,623*	*4,389*	*3,214*	*4,905*
„ *Madras*	*516*	*464*	*369*	*212*	*52*	*3,376*	*3,054*	*1,975*	*1,544*	*633*
„ *Burma*	*2,911*	*1,993*	*225*	*9*	*32*	*4,568*	*3,161*	*1,032*	*19*	*412*
TOTAL	205,922	32,100	22,357	2,113	1,723	3,20,898	81,182	68,795	16,493	16,468

* "Java rum" not denatured before clearance; almost all this rum is ultimately denatured before issue from bond.
The total quantity of rum cleared from bond after denaturation in 1931-32 amounted to 19,788 gallons, in 1932-33 amounted to 4,243 gallons, and in 1933-34 amounted to 14,176 gallons.

No. 10—*continued*

ARTICLES, AND COUNTRIES OF CONSIGNMENT; ALSO SHARE OF EACH PROVINCE	QUANTITY					VALUE				
	1929-30	1930-31	1931-32	1932-33	1933-34	1929-30	1930-31	1931-32	1932-33	1933-34
						R	R	R	R	R
Liquors, *including* denatured and Perfumed Spirits—*continued*	Gals.	Gals.	Gals.	Gals.	Gals.					
***Spirit*—continued**										
Whisky (I. D)—										
United Kingdom (*including* Channel Islands)	539,914	509,276	314,320	330,732	334,519	92,15,230	87,40,030	52,70,300	54,62,91.	56,11,755
Other British Possessions	196	61	222	133	138	3,860	1,669	4,155	2,370	3,056
TOTAL BRITISH EMPIRE	540,110	509,337	314,542	330,865	334,657	92,19,090	87,41,699	52,74,455	54,65,323	56,14,811
Germany	4,944	2,619	524	284	535	26,222	15,752	4,403	2,608	5,598
Other Foreign Countries	839	663	348	267	482	10,723	10,401	4,003	3,912	5,337
TOTAL FOREIGN COUNTRIES	5,783	3,282	872	551	1,017	36,945	26,154	8,406	6,610	10,935
Share of Bengal	*188,704*	*171,889*	*113,183*	*112,703*	*114,815*	*30,57,623*	*28,07,759*	*17,97,231*	*17,79,992*	*18,55,858*
„ *Bombay*	*122,344*	*117,877*	*62,494*	*79,373*	*73,394*	*20,52,290*	*20,12,336*	*10,49,251*	*13,04,057*	*12,16,939*
„ *Sind*	*119,553*	*114,695*	*63,464*	*71,981*	*77,109*	*22,41,803*	*21,58,744*	*12,07,376*	*13,21,570*	*14,37,392*
„ *Madras*	*56,107*	*46,955*	*31,317*	*28,629*	*34,517*	*8,73,577*	*7,35,114*	*4,91,147*	*4,41,772*	*5,89,230*
„ *Burma*	*59,185*	*61,203*	*44,956*	*35,730*	*35,839*	*10,30,740*	*10,83,900*	*7,45,046*	*6,24,542*	*5,86,353*
TOTAL	545,893	512,619	315,414	331,416	335,674	92,56,035	87,67,858	52,82,951	54,71,938	56,25,746
Spirit present in drugs, medicines, or chemicals (III. C)—	Gals.	Gals.	Gals.	Gals.	Gals.					
United Kingdom (*including* Channel Islands)	67,930	46,421	46,358	39,494	49,133	20,88,294	13 88,121	14,06,143	13,08,432	15,42,849
Straits Settlements	132	67	1	27	29	8,448	3,997	52	1,078	406
Hongkong	262	349	317	257	269	20,384	27,505	20,554	14,901	14,934
Other British Possessions	30	8	26	114	88	711	304	727	8,556	4,679
TOTAL BRITISH EMPIRE	68,354	46,845	46,702	39,892	49,519	21,17,837	14,19,927	14 27,476	13,27,907	15,62,874
Germany	5,525	6,470	4,586	4,815	4,938	1,19,069	1,29,515	92 841	1 09,8 80	1,16 727
Netherlands	402	434	282	236	378	5,706	7 100	5,213	4,12 .	8,828
Belgium	186	348	172	417	850	5,207	8,761	4,459	11,097	22,540
France	15,231	8,375	6,639	9,092	8,798	3,65,857	2,07,145	1 76,894	2 84,713	2 67,539
Switzerland	489	276	633	823	832	21 641	10,384	27,414	23,531	35,206
Italy (*including* Fiume)	2,043	1,299	848	1,814	1,871	88,947	25,834	16,928	24 635	1 2 1 5
China (*exclusive* of Hongkong and Macão)	333	614	419	17	58	4,100	10,071	4,997	848	2,805
United States of America—*Vid* Atlantic Coast	64,663	54,293	42,664	45,197	41,551	18,15,785	15,80,091	13 36 876	14,70,064	12,97,582
„ Pacific „	1	17	1	440	1,422	75	463	24	13,823	39 860
Other Foreign Countries	321	424	178	236	293	5,317	7,502	4,014	5,751	5 644
TOTAL FOREIGN COUNTRIES	89,194	72,550	56,221	62,587	60,991	23,81,704	19,86,866	16,71,310	19,52,927	18,16,416
Share of Bengal	*59,479*	*45,223*	*36,530*	*33,677*	*33,160*	*18,18,416*	*13,04,764*	*11,83,569*	*11,41,240*	*11,04,740*
„ *Bombay*	*56,801*	*38,875*	*41,124*	*43,130*	*49,730*	*16,05,605*	*10,82,262*	*11,81,561*	*13,42,134*	*14,33,618*
„ *Sind*	*6,816*	*6,144*	*4,797*	*4,035*	*4,833*	*1,88,193*	*1,70,794*	*1,27,467*	*1,14,611*	*1,42,168*
„ *Madras*	*18,478*	*16,660*	*10,724*	*12,447*	*12,063*	*4,60,710*	*4,74,355*	*3,16,892*	*4,05 550*	*3,80,321*
„ *Burma*	*15,974*	*12,994*	*9,768*	*9,140*	*10,922*	*4,26,617*	*3,74,618*	*2,49,317*	*2,77,723*	*3,21,443*
TOTAL	157,548	119,395	102,923	102,479	110,510	44,99,541	34,06,793	30,98,786	32,80,734	33,80,330
Spirit, perfumed (III. U)—	Gals.	Gals.	Gals.	Gals.	Gals.					
United Kingdom (*including* Channel Islands)	4,930	3,165	2,544	2,573	2,966	4,64,813	3,04,686	2,26,192	2,53,161	3,36,123
Straits Settlements	41	20	19	12	4	5,071	1,883	1,048	805	285
Union of South Africa	108	..	1	4	4	12,377	25	96	332	119
Other British Possessions	4	23	34	13	4	727	1,550	1,460	1,169	235
TOTAL BRITISH EMPIRE	5,083	3,208	2,598	2,602	2,978	4,82,988	3,08,144	2,28,796	2,55,468	3,36,842

No. 10—*continued*

ARTICLES, AND COUNTRIES OF CONSIGNMENT; ALSO SHARE OF EACH PROVINCE	QUANTITY					VALUE				
	1929-30	1930-31	1931-32	1932-33	1933-34	1929-30	1930-31	1931-32	1932-33	1933-34
						R	R	R	R	R
Liquors, *including* denatured and Perfumed Spirits—*continued*										
Spirit—continued										
Spirit, perfumed (III. U)—*continued*	Gals.	Gals.	Gals.	Gals.	Gals.					
Germany	3,666	2,046	3,172	1,410	2,252	1,88,444	1,66,924	1,62,909	83,249	1,48,93
Netherlands	307	610	519	7	24	14,632	18,339	14,688	247	1,22
Belgium	123	286	30	1	382	11,329	17,799	4,554	963	16,59
France	4,425	3,028	1,461	912	1,211	4,22,652	2,76,715	1,64,263	1,43,312	1,78,74
United States of America—*Vid* Atlantic Coast	80	60	45	27	25	10,372	4,504	3,821	4,459	3,42
„ Pacific „	..	..	..	..	1	..	..	..	15	16
Other Foreign Countries	35	20	18	9	24	2,588	1,879	1,535	401	98
TOTAL FOREIGN COUNTRIES	8,666	6,950	5,245	2,360	3,919	6,50,017	4,85,160	3,51,770	2,32,646	3,50,06
Share of Bengal	*5,249*	*3,344*	*1,867*	*1,388*	*1,663*	*3,80,087*	*2,42,519*	*1,33,399*	*1,35,347*	*1,66,33*
„ *Bombay*	*5,136*	*3,574*	*3,548*	*2,233*	*3,149*	*4,34,883*	*2,67,697*	*2,52,176*	*1,39,646*	*2,85,58*
„ *Sind*	*839*	*671*	*708*	*282*	*838*	*78,649*	*55,181*	*61,359*	*39,470*	*85,48*
„ *Madras*	*1,057*	*855*	*733*	*369*	*422*	*73,351*	*56,225*	*44,002*	*27,717*	*35,86*
„ *Burma*	*1,468*	*1,714*	*987*	*696*	*995*	*1,66,035*	*1,71,682*	*89,630*	*95,934*	*1,11,63*
TOTAL	13,749	10,158	7,843	4,068	6,897	11,33,005	7,93,304	5,80,566	4,88,114	6,86,90
Denatured—										
Imported direct (III. E)—	Gals.	Gals.	Gals.	Gals.	Gals.					
TOTAL BRITISH EMPIRE	60	126	76	..	1	345	1,318	490	..	
TOTAL FOREIGN COUNTRIES	14	..	..	..	3,821	53	..	..	..	3,35
Share of Bengal	*34*	..	*30*	..	*3,775*	*184*	..	*197*	..	*2,82*
„ *Bombay*	..	*8*	..	..	..	..	*57*	..	..	
„ *Sind*	..	*111*	*40*	..	*46*	..	*1,231*	*261*	..	*52*
„ *Madras*	*40*	*7*	*6*	..	*1*	*214*	*25*	*32*	..	
„ *Burma*	..	..	..	..	..	..	..	..	..	..
TOTAL	74	126	76	..	3,822	398	1,318	490	..	3,365
Denatured at Custom House immediately on arrival before clearance (III. E)—	Gals.	Gals.	Gals.	Gals.	Gals.					
United Kingdom (*including* Channel Islands)	18	6	44	121	..	104	6	193	336	..
Java	853,818	1,116,414	1,050,284	856,667	513,307	9,64,306	11,64,835	9,88,642	8,00,886	6,93,469
United States of America—*Vid* Atlantic Coast	..	917	1,942	..	455	..	3,937	7,571	..	1,417
Other Foreign Countries	..	..	20	..	..	..	..	51	..	..
TOTAL FOREIGN COUNTRIES	853,818	1,117,331	1,052,246	856,667	513,762	9,64,306	11,68,772	9,96,264	8,00,886	6,94,886
Share of Bengal	*356,149*	*531,593*	*443,328*	*349,626*	*89,803*	*4,26,422*	*5,09,947*	*3,90,721*	*2,88,960*	*73,216*
„ *Bombay*	*293,366*	*367,158*	*394,662*	*316,537*	*325,247*	*3,28,137*	*4,92,188*	*3,93,711*	*3,30,012*	*5,23,202*
„ *Sind*	*45,091*	*65,716*	*54,719*	*29,369*	*24,723*	*49,719*	*69,327*	*55,921*	*27,078*	*34,909*
„ *Madras*	*62,516*	*76,883*	*82,266*	*75,757*	*22,410*	*55,749*	*83,449*	*77,349*	*74,992*	*19,281*
„ *Burma*	*96,714*	*75,990*	*77,315*	*85,499*	*51,574*	*1,04,383*	*85,867*	*78,765*	*80,186*	*44,271*
TOTAL	853,836	1,117,337	1,052,290	856,788	513,762	9,64,410	11,68,778	9,96,367	8,01,222	6,94,886
Total Spirit, denatured (III. E)—	Gals.	Gals.	Gals.	Gals.	Gals.					
United Kingdom (*including* Channel Islands)	78	132	120	121	1	449	1,319	593	336	9
Java	853,818	1,116,414	1,050,284	856,667	517,082	9,64,306	11,64,835	9,88,642	8,00,886	6,96,297
United States of America—*Vid* Atlantic Coast	..	917	1,942	..	455	..	3,937	7,571	..	1,417
Other Foreign Countries	14	..	20	..	46	53	..	51	..	52
TOTAL FOREIGN COUNTRIES	853,832	1,117,331	1,052,246	856,667	517,583	9,64,359	11,68,772	9,96,264	8,00,886	6,98,24

No. 10—*continued*

ARTICLES, AND COUNTRIES OF CONSIGNMENT, ALSO SHARE OF EACH PROVINCE	QUANTITY					VALUE				
	1929-30	1930-31	1931-32	1932-33	1933-34	1929-30	1930-31	1931-32	1932-33	1933-34
Liquors, *including* denatured and Perfumed Spirits—*continued*										
Spirit—continued						R	R	R	R	R
Total Spirit denatured (III, E)—continued	Gals.	Gals.	Gals.	Gals.	Gals.					
Share of Bengal . .	*356,183*	*531,593*	*443,358*	*349,626*	*93,578*	*4,26,606*	*5 09,947*	*3,90,915*	*2 88 960*	*78,044*
„ *Bombay* . .	*293,366*	*367,166*	*394,662*	*316,537*	*325,247*	*3,28,137*	*4,22,245*	*3,93,711*	*3,30,018*	*3,23,206*
„ *Sind* . . .	*45,091*	*65,825*	*54,759*	*39,369*	*24,774*	*49,719*	*70,558*	*56,152*	*27,072*	*25,437*
„ *Madras* . .	*62,556*	*76,889*	*82,272*	*75,757*	*92,411*	*55,963*	*83,474*	*77,381*	*74,992*	*19,293*
„ *Burma* . .	*96,714*	*75,990*	*77,315*	*85,499*	*51,574*	*1,04,383*	*83,867*	*78,665*	*50,156*	*44,271*
TOTAL .	853,910	1,117,463	1,052,366	856,788	517,584	9,64,808	11,70,091	9,96,857	8,01,222	6,96,251
Other sorts (I. D)—	Gals.	Gals.	Gals.	Gals.	Gals.					
United Kingdom (*including* Channel Islands) . .	22,573	18,161	14,037	13,794	13,024	9,43,341	7,12,837	5,46,421	5,66,114	5,20,140
Ceylon (*excluding* Maldives)	4,520	2,643	266	..	..	14,402	9,722	1,101	16	9
Hongkong . . .	5,313	3,694	870	601	473	37,468	23,749	5,338	4,098	2,975
Other British Possessions .	278	186	115	9	106	3,823	1,961	1,593	338	3,078
TOTAL BRITISH EMPIRE .	32,684	24,684	15,288	14,494	13,603	9,99,034	7,48,269	5,54,528	5,70,566	5,26,202
Germany	1,604	1,047	851	766	1,146	65,062	27,535	21,711	15,714	32,719
Netherlands . . .	9,569	4,542	1,388	812	745	77,565	71,488	49,656	27,963	24,583
France	1,750	455	268	270	286	38,860	10,130	8,012	7,226	11,587
Italy (*including* Fiume) .	74	97	39	40	110	3,523	2,870	639	2,285	5,403
Java	5,869	2,984	617	1	4,223	5,395	2,793	674	12	3,563
China (*exclusive* Hongkong and Macão) . .	4,776	3,465	2,497	1,035	793	39,502	26,994	18,026	7,385	5,951
United States of America—										
Vid Atlantic Coast .	990	1,193	1,040	1,195	1,108	30,818	40,372	34,318	47,949	33,047
„ Pacific „ .	..	..	1	49	12	..	..	64	2,516	466
Other Foreign Countries .	88	75	46	138	133	2,792	2,077	1,697	1,107	1,667
TOTAL FOREIGN COUNTRIES .	24,720	13,858	6,747	4,306	8,561	2,63,607	1,94,259	1,34,806	1,12,217	1,18,979
Share of Bengal . .	*9,943*	*5,948*	*2,990*	*2,417*	*2,222*	*1,71,466*	*1,40,505*	*1,07,823*	*1 09 918*	*94,644*
„ *Bombay* . .	*11,176*	*7,918*	*6,575*	*7,301*	*6,633*	*3,93,474*	*2,95,311*	*2,36,416*	*2,70,626*	*2,49,388*
„ *Sind* . . .	*5,296*	*4,381*	*3,001*	*3,493*	*4,004*	*2,13,474*	*1 68,527*	*1,40,118*	*1,37,410*	*1,43,714*
„ *Madras* . .	*15,536*	*10,006*	*3,187*	*1,731*	*1,849*	*1,96,812*	*1 44,079*	*90,163*	*71 947*	*66,317*
„ *Burma* . .	*15,453*	*10,289*	*5,689*	*3,858*	*7,456*	*2,87,415*	*1,83,800*	*1,14 719*	*93,882*	*93,678*
TOTAL .	57,404	38,542	22,085	18,800	22,164	12,62,641	9,32 52+	6,89,339	6,82,783	6,48,181
Total Spirit—	Gals.	Gals.	Gals.	Gals.	Gals.					
United Kingdom (*including* Channel Islands) . .	760,532	708,220	463,125	475,501	492,618	1,40,61,300	1,25,13,255	83,07,587	84,44 073	89,43,720
Ceylon (*excluding* Maldives)	4,660	2,735	422	136	176	17,214	11,927	4,179	3,229	2,904
Straits Settlements . .	668	540	239	116	107	19,988	12,008	4,593	3,463	2,681
Hongkong . . .	5,575	4,043	1,192	948	743	57,875	51,298	25,990	18,972	17,068
Union of South Africa .	221	40	70	129	16	14,213	638	1,091	1,860	421
Commonwealth of Australia	44	12	1,755	154	528	908	412	4,630	3,031	8,859
Other British Possessions .	252	111	157	155	244	6 588	1,620	3,355	3,198	5,179
TOTAL BRITISH EMPIRE .	771,952	715,701	466,960	477,139	494,422	1,41,78,098	1,25,90,558	83,51,185	84,77,826	89,81,619
Denmark	1,000	1,153	870	424	517	20,447	23,425	7,765	8,784	10,620
Germany	59,916	36,415	15,855	11,208	12,445	6,37,058	4,76,354	3,28 265	2,45,794	3,72,875
Netherlands . . .	25,220	16,371	8,924	4,877	5,879	2,10,782	1,73,941	1,21,694	67,010	80,814
Belgium	529	688	241	504	1,348	19,556	27,895	10,17-	18,169	40,629
France	426,228	339,267	156,335	121,961	127,559	52,61,648	42,25,669	21,76 7-8	20,75,915	22,16,747
Switzerland . . .	523	296	639	826	852	21,121	11,308	27,716	22,575	25,206

No. 10—*continued*

ARTICLES, AND COUNTRIES OF CONSIGNMENT; ALSO SHARE OF EACH PROVINCE	QUANTITY					VALUE				
	1929-30	1930-31	1931-32	1932-33	1933-34	1929-30	1930-31	1931-32	1932-33	1933-34
Liquors, *including* denatured and Perfumed Spirits—*continued*						R	R	R	R	R
Spirit—concluded										
Total Spirit—continued	Gals.	Gals.	Gals.	Gals.	Gals.					
Italy (*including* Fiume)	2,594	1,984	1,246	1,431	2,108	49,081	36,847	22,839	28,019	30,587
Java	1,053,769	1,144,357	1,068,632	856,861	521,323	12,17,541	12,00,045	10,10,503	8,01,960	7,00,393
China (*exclusive* of Hong-kong and Macáo)	5,291	4,090	3,028	1,056	873	46,667	37,388	26,529	8,482	9,884
United States of America—										
Vid Atlantic Coast	66,129	56,939	46,248	47,056	43,707	18,71,353	16,45,874	14,08,851	15,46,825	13,54,813
„ Pacific „	1	17	2	489	1,435	75	403	88	16,354	40,490
Other Foreign Countries	748	724	470	519	816	15,874	12,607	9,263	9,727	13,055
TOTAL FOREIGN COUNTRIES	1,641,957	1,602,801	1,302,490	1,047,172	718,842	93,73,183	78,71,851	51,50,473	48,45,569	48,73,013
Share of Bengal	*950,487*	*699,859*	*684,445*	*549,204*	*298,088*	*76,95,095*	*64,22,619*	*44,91,839*	*40,98,606*	*39,99,793*
„ *Bombay*	*675,939*	*684,445*	*581,321*	*516,805*	*530,774*	*65,87,808*	*55,82,160*	*39,04,518*	*42,44,520*	*46,16,336*
„ *Sind*	*276,356*	*270,274*	*166,807*	*148,644*	*154,502*	*40,19,499*	*36,41,866*	*21,06,150*	*21,61,065*	*24,39,661*
„ *Madras*	*243,824*	*228,246*	*170,742*	*147,906*	*103,656*	*24,21,733*	*21,71,555*	*13,74,824*	*13,40,744*	*13,88,629*
„ *Burma*	*267,303*	*235,178*	*167,135*	*161,752*	*126,254*	*28,27,146*	*26,44,179*	*16,24,397*	*14,78,524*	*14,10,313*
TOTAL	2,413,909	2,318,002	1,769,450	1,524,311	1,213,274	2,35,51,281	2,04,62,409	1,35,01,758	1,33,28,457	1,38,54,632
Wines—										
Champagne and other sparkling wines (I. D)—	Gals.	Gals.	Gals.	Gals.	Gals.					
United Kingdom (*including* Channel Islands)	4,478	1,610	1,322	1,245	944	1,07,145	48,167	37,912	37,730	26,720
Other British Possessions	13	23	113	54	96	293	914	2,084	868	1,474
TOTAL BRITISH EMPIRE	4,491	1,633	1,435	1,299	1,040	1,07,438	44,081	39,996	38,598	28,194
Germany	1,457	1,201	548	778	1,146	29,792	21,118	9,170	16,542	20,980
Netherlands	1,272	1,010	444	444	632	20,296	16,385	7,161	7,181	9,102
Belgium	2,804	3,596	1,516	1,808	2,544	83,006	1,17,166	44,378	54,587	75,946
France	17,334	12,305	6,746	5,381	10,232	5,26,584	3,64,267	2,11,496	1,66,539	3,21,117
Other Foreign Countries	317	342	80	114	146	8,902	6,090	1,161	1,607	1,783
TOTAL FOREIGN COUNTRIES	23,184	18,454	9,329	8,525	14,700	6,65,580	5,25,026	2,73,366	2,46,406	4,29,018
Share of Bengal	*10,988*	*7,314*	*4,340*	*3,227*	*5,160*	*2,84,280*	*1,82,508*	*1,20,045*	*89,327*	*1,43,814*
„ *Bombay*	*7,824*	*5,383*	*2,797*	*3,314*	*4,130*	*2,17,266*	*1,54,749*	*79,112*	*99,859*	*1,17,133*
„ *Sind*	*4,321*	*3,948*	*1,826*	*1,370*	*4,091*	*1,54,500*	*1,40,615*	*66,745*	*42,057*	*1,27,519*
„ *Madras*	*2,764*	*1,382*	*1,093*	*807*	*1,417*	*77,417*	*37,603*	*29,846*	*22,913*	*40,324*
„ *Burma*	*1,773*	*2,060*	*703*	*1,106*	*942*	*39,555*	*53,632*	*17,611*	*30,849*	*28,422*
TOTAL	27,675	20,087	10,764	9,824	15,740	7,73,018	5,69,107	3,13,332	2,85,004	4,57,212
Port (I. D)—	Gals.	Gals.	Gals.	Gals.	Gals.					
United Kingdom (*including* Channel Islands)	26,148	19,392	12,720	12,120	12,544	3,39,180	2,59,342	1,64,862	1,48,044	1,51,027
Gibraltar	352	296	55	100	94	6,208	5,036	999	1,598	1,440
Other British Possessions	6	76	12	214	140	64	557	201	1,859	576
TOTAL BRITISH EMPIRE	26,506	19,764	12,787	12,434	12,778	3,45,452	2,64,935	1,66,062	1,52,396	1,53,952
France	476	691	240	566	216	6,961	9,366	2,345	3,232	3,476
Spain	258	1,269	123	212	244	4,060	6,032	1,871	1,942	1,585
Portugal (*including* Azores and Madeira)	11,595	8,213	6,442	5,987	6,338	1,17,442	88,384	58,616	60,108	65,060
Other Foreign Countries	702	492	483	320	940	5,067	4,277	4,371	2,658	8,391
TOTAL FOREIGN COUNTRIES	13,031	10,665	7,288	7,085	7,738	1,33,530	1,08,059	67,203	67,940	78,511

No. 10—*continued*

ARTICLES, AND COUNTRIES OF CONSIGNMENT; ALSO SHARE OF EACH PROVINCE	QUANTITY					VALUE				
	1929-30	1930-31	1931-32	1932-33	1933-34	1929-30	1930-31	1931-32	1932-33	1933-34
Liquors, *including* denatured and Perfumed Spirits—*continued*						R	R	R	R	R
Wines—continued										
Port (I. D)—continued	Gals.	Gals.	Gals.	Gals.	Gals.					
Share of Bengal	*14,833*	*8,543*	*6,716*	*6,184*	*6,273*	*1,75,441*	*1,08,317*	*84,111*	*72,162*	*74,387*
„ *Bombay*	*10,097*	*7,730*	*4,189*	*5,481*	*5,855*	*1,17,638*	*92,467*	*44,081*	*62,172*	*68,261*
„ *Sind*	*6,447*	*5,755*	*3,801*	*3,939*	*4,504*	*93,139*	*85,437*	*49,363*	*47,635*	*59,836*
„ *Madras*	*5,233*	*5,946*	*3,788*	*2,731*	*2,944*	*53,968*	*58,440*	*36,852*	*23,406*	*24,881*
„ *Burma*	*2,927*	*2,465*	*1,582*	*1,184*	*940*	*38,796*	*33,453*	*19,858*	*14,961*	*11,406*
TOTAL	39,537	30,429	20,075	19,519	20,516	4,78,982	3,72,094	2,53,365	2,20,336	2,32,471
Still red wines, *other than* port (I. D)—	Gals.	Gals.	Gals.	Gals.	Gals.					
United Kingdom (*including* Channel Islands)	14,864	13,842	8,820	9,606	8,781	1,32,680	1,16,667	66,212	82,363	71,369
Other British Possessions	517	804	589	1,144	1,112	3,713	3,952	3,004	6,280	5,898
TOTAL BRITISH EMPIRE	15,381	13,646	9,409	10,750	9,843	1,36,393	1,20,619	69,216	88,643	77,267
Germany	3,717	3,419	1,711	2,374	2,898	25,103	24,796	10,126	14,211	16,965
Netherlands	1,626	1,025	649	425	1,304	11,850	9,213	5,884	4,872	14,730
Belgium	656	671	128	281	856	11,827	11,985	1,888	3,038	8,112
France	13,549	8,624	7,157	4,866	5,294	1,06,578	65,143	44,556	43,402	46,050
Spain	9,641	9,689	10,809	7,967	8,909	26,810	26,732	27,478	19,257	20,555
Portugal (*including* Azores and Madeira)	2,540	1,011	854	1,056	1,267	6,930	3,908	3,389	2,434	3,686
Italy (*including* Fiume)	3,112	2,517	1,191	2,208	1,182	19,511	20,288	8,166	15,401	8,818
Other Foreign Countries	182	231	209	401	161	1,390	1,684	1,309	2,494	961
TOTAL FOREIGN COUNTRIES	35,023	27,187	22,708	19,578	21,961	2,09,999	1,63,748	1,02,796	1,05,109	1,21,880
Share of Bengal	*10,046*	*6,623*	*6,509*	*5,405*	*6,186*	*71,429*	*58,243*	*38,217*	*38,630*	*41,918*
„ *Bombay*	*18,467*	*13,977*	*11,178*	*13,008*	*12,437*	*1,24,605*	*1,00,041*	*62,856*	*76,179*	*73,939*
„ *Sind*	*2,957*	*2,227*	*1,224*	*1,313*	*1,598*	*36,798*	*27,744*	*11,376*	*13,547*	*18,104*
„ *Madras*	*10,676*	*8,313*	*7,224*	*5,867*	*6,646*	*62,158*	*40,618*	*29,852*	*31,783*	*38,432*
„ *Burma*	*8,258*	*9,693*	*5,832*	*4,735*	*4,637*	*51,406*	*57,728*	*29,715*	*34,608*	*29,744*
TOTAL	50,404	40,833	32,117	30,328	31,804	3,46,392	2,84,367	1,72,013	1,93,752	1,99,147
Sherry, Madeira, and Marsala (I. D)—	Gals.	Gals.	Gals.	Gals.	Gals.					
United Kingdom (*including* Channel Islands)	22,459	20,076	15,754	15,917	21,634	2,45,506	2,39,877	2,49,597	2,42,263	2,36,958
Gibraltar	1,698	2,008	703	1,096	1,504	28,484	25,048	12,853	14,612	18,204
Other British Possessions	103	53	108	327	6	1,958	860	2,455	2,910	114
TOTAL BRITISH EMPIRE	24,260	22,135	16,565	17,340	23,144	2,75,948	2,75,780	2,64,903	2,59,785	2,55,276
Spain	3,485	2,992	4,250	3,589	6,138	41,231	33,357	45,969	50,553	79,446
Other Foreign Countries	1,416	1,334	971	723	1,020	8,805	10,305	7,043	8,512	8,842
TOTAL FOREIGN COUNTRIES	4,901	4,326	5,221	4,312	7,158	50,036	43,662	53,012	59,065	88,231

No. 10—*continued*

ARTICLES, AND COUNTRIES OF CONSIGNMENT; ALSO SHARE OF EACH PROVINCE	QUANTITY					VALUE				
	1929-30	1930-31	1931-32	1932-33	1933-34	1929-30	1930-31	1931-32	1932-33	1933-34
Liquors, *including* denatured and Perfumed Spirits—*continued*						R	R	R	R	R
***Wines*—continued**										
Sherry, Madeira and Marsala (I. D)—*contd*	Gals.	Gals.	Gals.	Gals.	Gals.					
Share of Bengal	*9,307*	*8,069*	*7,894*	*7,289*	*10,045*	*1,33,762*	*1,20,783*	*1,12,914*	*1,04,353*	*1,51,953*
„ *Bombay*	*9,563*	*8,092*	*6,074*	*6,579*	*8,568*	*1,27,867*	*1,17,050*	*84,932*	*95,473*	*1,14,389*
„ *Sind*	*5,039*	*5,591*	*3,722*	*4,692*	*6,940*	*91,466*	*1,17,026*	*68,148*	*69,950*	*1,07,403*
„ *Madras*	*4,160*	*3,299*	*3,064*	*1,907*	*3,135*	*57,536*	*47,339*	*35,106*	*26,075*	*42,213*
„ *Burma*	*1,092*	*1,110*	*1,032*	*1,285*	*1,614*	*15,963*	*17,242*	*15,785*	*22,999*	*27,649*
TOTAL	29,161	26,461	21,786	21,652	30,302	4,25,984	4,19,442	3,17,945	3,18,850	4,43,607
Still white wines, *other than* Sherry, Madeira, and Marsala (I. D)—	Gals.	Gals.	Gals.	Gals.	Gals.					
United Kingdom (*including* Channel Islands)	990	501	340	606	887	11,933	5,835	4,173	7,917	9,443
Other British Possessions	29	91	100	59	68	428	850	433	557	869
TOTAL BRITISH EMPIRE	1,019	592	440	665	955	12,361	6,685	4,606	8,474	10,312
Germany	1,404	1,013	686	1,147	1,380	15,909	11,306	7,551	13,097	15,287
Netherlands	837	1,018	652	679	784	10,710	14,872	7,729	8,861	9,862
France	8,386	7,339	3,878	3,645	5,124	79,406	62,839	32,809	33,869	47,313
Spain	1,796	2,588	2,118	1,749	1,470	9,909	7,488	6,347	6,161	5,150
Other Foreign Countries	1,220	887	778	950	903	9,987	8,979	6,112	6,075	6,645
TOTAL FOREIGN COUNTRIES	13,643	12,845	8,112	8,170	9,061	1,25,921	1,05,484	60,638	68,063	84,257
Share of Bengal	*2,634*	*3,783*	*1,478*	*1,760*	*1,920*	*24,185*	*23,322*	*14,724*	*19,400*	*21,814*
„ *Bombay*	*4,568*	*3,375*	*2,690*	*3,399*	*3,187*	*45,537*	*34,993*	*21,670*	*29,812*	*29,131*
„ *Sind*	*3,172*	*2,954*	*1,598*	*1,374*	*2,678*	*41,582*	*38,194*	*16,143*	*13,173*	*26,183*
„ *Madras*	*1,812*	*821*	*952*	*641*	*1,306*	*14,161*	*3,089*	*3,562*	*4,139*	*7,516*
„ *Burma*	*2,476*	*2,503*	*1,834*	*1,661*	*1,525*	*12,797*	*12,671*	*9,145*	*10,013*	*9,925*
TOTAL	14,662	13,437	8,552	8,835	10,616	1,38,282	1,12,169	65,244	76,537	94,569
Other sorts (*including* Vermouth and Ginger wine) (I. D)—	Gals.	Gals.	Gals.	Gals.	Gals.					
United Kingdom (*including* Channel Islands)	11,818	8,928	5,431	5,480	6,003	1,00,866	82,508	51,670	51,689	56,582
Other British Possessions	202	83	63	58	56	1,522	1,161	702	608	463
TOTAL BRITISH EMPIRE	12,020	9,011	5,494	5,538	6,119	1,08,388	83,669	52,381	52,297	57,045
Germany	283	1,461	294	..	99	1,737	14,966	2,343	2	739
France	75,234	60,462	42,542	43,332	36,510	4,11,138	3,62,318	2,49,065	2,92,531	2,02,427
Spain	2,630	1,386	1,150	849	326	8,549	3,057	3,794	3,209	931
Italy (*including* Fiume)	37,254	36,401	21,457	25,396	24,502	2,17,853	2,14,211	1,20,275	1,60,130	1,66,658
Other Foreign Countries	772	111	443	97	739	5,777	726	3,052	768	5,746
TOTAL FOREIGN COUNTRIES	116,173	105,821	65,886	69,674	62,176	6,45,054	5,95,878	3,78,529	4,56,640	4,36,501
Share of Bengal	*36,038*	*29,732*	*23,121*	*30,685*	*17,603*	*1,35,052*	*1,61,347*	*1,23,178*	*1,27,390*	*1,11,137*
„ *Bombay*	*25,589*	*26,902*	*12,315*	*16,764*	*15,017*	*1,45,166*	*1,50,093*	*75,275*	*1,08,104*	*1,01,208*
„ *Sind*	*31,995*	*25,244*	*14,492*	*20,598*	*19,605*	*2,37,607*	*2,06,183*	*1,07,146*	*1,62,276*	*1,69,223*
„ *Madras*	*14,107*	*19,801*	*14,503*	*10,669*	*9,978*	*1,35,323*	*1,03,004*	*83,251*	*65,853*	*65,279*
„ *Burma*	*10,464*	*10,153*	*6,949*	*6,496*	*6,092*	*60,294*	*58,950*	*42,060*	*45,314*	*46,399*
TOTAL	128,193	114,832	71,380	75,212	68,295	7,53,442	6,79,547	4,30,910	5,08,937	4,93,546

No. 10—*continued*

ARTICLES, AND COUNTRIES OF CONSIGNMENT; ALSO SHARE OF EACH PROVINCE	QUANTITY					VALUE				
	1929-30	1930-31	1931-32	1932-33	1933-34	1929-30	1930-31	1931-32	1932-33	1933-34
						R	R	R	R	R
Liquors, *including* denatured and Perfumed Spirits—*continued*										
***Wines*—concluded**										
***Total Wines*—**	Gals.	Gals.	Gals.	Gals.	Gals.					
United Kingdom (*including* Channel Islands)	80,757	63,349	44,337	44,974	50,803	10,43,310	8,47,396	5,74,435	5,71,906	6,52,999
Gibraltar	2,177	2,352	758	1,252	1,598	86,704	40,354	13,852	16,933	19,654
Commonwealth of Australia	488	427	520	1,162	1,069	3,870	1,972	3,166	7,122	6,483
Other British Possessions	255	653	465	608	409	2,096	6,047	5,711	4,032	2,911
TOTAL BRITISH EMPIRE	83,677	66,781	46,130	48,026	53,879	10,85,980	8,95,769	5,97,164	6,00,193	6,82,046
Germany	8,055	7,426	3,828	4,524	6,089	79,887	74,718	32,840	45,235	57,732
Netherlands	4,452	3,821	2,262	1,942	3,797	47,055	45,711	25,044	24,106	42,212
Belgium	3,677	4,439	1,739	2,198	3,934	98,730	1,32,005	47,549	58,799	88,456
France	115,164	95,877	60,882	57,941	57,409	11,34,544	8,68,108	5,43,224	5,61,877	6,81,178
Spain	17,819	17,968	18,462	14,308	17,049	90,917	78,836	83,478	91,222	1,07,768
Portugal (*including* Azores and Madeira)	14,277	9,485	7,568	7,357	7,904	1,25,830	94,604	63,535	66,870	74,294
Italy (*including* Fiume)	41,404	39,552	23,170	28,092	26,430	2,44,759	2,41,364	1,32,397	1,79,462	1,82,111
Other Foreign Countries	1,107	730	643	922	652	8,298	6,451	5,496	5,502	4,761
TOTAL FOREIGN COUNTRIES	205,955	179,298	118,544	117,344	123,394	18,30,120	15,41,857	9,85,574	10,08,223	12,38,506
Share of Bengal	*83,346*	*64,064*	*50,057*	*44,550*	*47,187*	*8,74,149*	*6,54,419*	*4,03,192*	*4,51,262*	*5,46,023*
„ *Bombay*	*76,108*	*65,450*	*39,243*	*48,545*	*49,194*	*7,77,479*	*6,69,373*	*3,67,928*	*4,70,599*	*4,98,061*
„ *Sind*	*53,931*	*49,019*	*26,663*	*33,180*	*39,716*	*6,55,093*	*6,15,341*	*3,18,820*	*3,48,038*	*5,08,568*
„ *Madras*	*48,752*	*39,562*	*30,724*	*22,623*	*25,426*	*3,90,550*	*2,81,090*	*2,19,229*	*1,74,173*	*2,15,248*
„ *Burma*	*26,995*	*27,984*	*17,987*	*16,467*	*15,750*	*2,18,810*	*2,33,603*	*1 33,571*	*1,58,744*	*1,53,5 4*
TOTAL	280,632	246,079	164,674	165,370	177,273	29,16,100	24,37,626	15,32,735	16,03,416	19,20,552
***Total Liquors*—**	Gals.	Gals.	Gals.	Gals.	Gals.					
United Kingdom (*including* Channel Islands)	4,001,390	3,796,524	2,987,836	2,974,512	2,736,407	2,20,35,734	1,97,74,961	1 28,01,770	1,40,27,173	1,41,65,716
Gibraltar	2,219	2,386	762	1,284	1,598	37,566	40,750	13,187	16,983	19,654
Malta and Gozo	..	2	1,475	8,001	3,069	..	8	2,342	14,426	4,627
Ceylon (*excluding* Maldives)	4,871	3,045	562	162	247	18,824	13,403	5,128	3,569	3,329
Straits Settlements	767	907	479	334	550	20,780	15,723	6,128	7,181	6,119
Hongkong	5,580	4,134	1,203	948	887	57,930	51,696	26,050	18,787	18,120
Union of South Africa	632	75	470	772	850	15,797	897	4,119	4,806	2,702
Commonwealth of Australia	8,453	11,478	10,312	10,782	12,924	32,699	39,082	32,584	36,760	46,424
Other British Possessions	303	199	518	729	542	6,491	2,967	5,765	4,082	6,453
TOTAL BRITISH EMPIRE	4,024,215	3,818,750	3,003,617	2,998,424	2,756,920	2,22,25,790	1,99,38,349	1,34,97,742	1,41,22,016	1,42,79,161

No. 10—*continued*

ARTICLES, AND COUNTRIES OF CONSIGNMENT; ALSO SHARE OF EACH PROVINCE	QUANTITY					VALUE				
	1929-30	1930-31	1931-32	1932-33	1933-34	1929-30	1930-31	1931-32	1932-33	1933-34
						R	R	R	R	R
Liquors, *including* denatured and Perfumed Spirits—*concluded*										
***Total Liquors*—continued**	Gals.	Gals.	Gals.	Gals.	Gals.					
Sweden	43	362	79	1,987	1,054	1,608	1,388	1,426	7,023	2,481
Denmark	5,350	15,858	24,906	22,426	23,423	32,186	60,640	69,351	62,643	68,036
Germany	1,116,253	942,277	574,276	523,449	894,172	37,23,627	304,260	18,43,488	17,23,624	14,57,351
Netherlands	366,481	389,429	352,770	289,030	317,980	9,41,043	9,66,416	7,92,702	6,87,179	7,70,044
Belgium	21,396	21,013	40,618	16,860	14,473	1,04,735	2,06,220	1,40,005	1,14,729	1,58,000
France	542,270	435,194	218,185	180,973	185,173	63,99,444	50,04,067	27,22,911	26,22,703	28,98,286
Spain	17,906	18,066	18,518	14,404	17,198	93,798	80,248	86,497	81,933	1,09,051
Portugal (*including* Azores and Madeira)	14,474	9,761	7,633	7,480	7,985	1,28,366	98,883	64,325	67,267	75,018
Switzerland	582	804	799	829	832	28,602	11,368	27,983	23,741	35,306
Italy (*including* Fiume)	47,811	42,934	30,876	30,760	29,453	3,01,848	2,81,097	1,69,194	2,10,023	2,14,497
Austria	3,573	1,195	13,053	1,515	686	13,077	2,834	25,464	4,891	4,819
Czechoslovakia	2,516	471	1,120	1,618	2,012	8,012	1,409	2,659	4,566	6,525
Java	1,053,856	1,144,698	1,068,834	857,054	521,326	12,17,844	12,01,557	10,11,350	8,02,860	7,00,462
China (*exclusive* of Hongkong and Macão)	5,294	4,116	3,091	2,577	10,529	46,682	37,595	26,736	10,012	20,337
Japan	288,751	279,959	260,059	416,563	526,306	4,63,739	4,65,658	3,88,972	4,44,908	5,09,896
United States of America—										
Vid Atlantic Coast	66,157	56,940	46,536	47,056	43,830	18,71,433	16,45,877	14,10,829	15,46,825	13,55,277
„ Pacific „	1	67	2	489	1,440	75	727	88	16,354	40,408
Other Foreign Countries	2,074	1,050	1,074	1,022	676	6,948	8,385	4,925	6,853	6,664
TOTAL FOREIGN COUNTRIES	3,554,788	3,363,694	2,662,424	2,416,792	2,098,498	1,54,38,067	1,32,37,024	87,88,465	84,38,134	84,27,548
Share of Bengal	*2,219,498*	*2,068,019*	*1,603,254*	*1,622,067*	*1,170,026*	*1,12,43,602*	*94,74,412*	*67,65,349*	*64,56,305*	*61,25,731*
„ *Bombay*	*2,289,783*	*2,192,479*	*1,866,141*	*1,808,667*	*1,729,197*	*1,03,63,486*	*89,67,253*	*64,52,170*	*69,59,888*	*71,97,188*
„ *Sind*	*1,226,238*	*1,186,739*	*842,271*	*813,722*	*806,676*	*68,28,214*	*63,26,427*	*38,11,707*	*38,49,336*	*42,33,268*
„ *Madras*	*801,180*	*807,367*	*678,890*	*671,177*	*600,781*	*39,20,877*	*35,66,784*	*24,63,840*	*24,63,288*	*24,93,136*
„ *Burma*	*1,042,304*	*927,840*	*675,485*	*599,583*	*548,738*	*53,02,278*	*48,41,137*	*31,92,681*	*28,41,333*	*25,98,386*
TOTAL	7,579,008	7,182,444	5,666,041	5,415,216	4,855,418	3,76,63,457	3,31,76,018	2,26,86,247	2,25,70,150	2,26,97,709
Machinery and Millwork—										
***Prime-movers* other than electrical —**										
Locomotives (*including* those for railways)—										
Oil Engines (III. J)—	No.	No.	No.	No.	No.					
United Kingdom (*including* Channel Islands)	28	28	28	29	17	1,55,176	1,34,727	1,56,567	1,65,167	42,272
Denmark	..	1	..	..	..	..	6,456	..	..	..
Germany	..	1	4	..	2	..	5,236	24,480	..	488
United States of America— *Vid* Atlantic Coast	29	4	6	..	..	70,239	6,136	2,284	..	..
Other Foreign Countries	..	1	..	..	..	..	4,643	..	..	..
TOTAL FOREIGN COUNTRIES	29	7	10	..	2	70,239	22,471	26,764	..	488
Share of Bengal	*14*	*18*	*16*	*16*	*16*	*77,589*	*68,336*	*93,158*	*1,09,258*	*31,537*
„ *Bombay*	*7*	*11*	*12*	*6*	*1*	*63,459*	*73,938*	*78,032*	*48,861*	*6,082*
„ *Sind*	*36*	*6*	*2*	..	*1*	*84,367*	*14,924*	*9,573*	..	*1,665*
„ *Madras*	..	..	*1*	*2*	..	..	..	*914*	*7,018*	..
„ *Burma*	..	..	*1*	..	*1*	..	..	*1,674*	..	*10,576*
TOTAL	57	35	38	29	19	2,25,415	1,57,198	1,53,351	1,65,167	49,760

No. 10—*continued*

ARTICLES, AND COUNTRIES OF CONSIGNMENT; ALSO SHARE OF EACH PROVINCE	Quantity					Value				
	1929-30	1930-31	1931-32	1932-33	1933-34	1929-30	1930-31	1931-32	1932-33	1933-34
						R	R	R	R	R
Machinery and Millwork—*continued*										
Prime-movers other than *electrical*—continued										
Locomotives (*including* those for railways)—*continued*										
Parts of oil engines (III. J)—										
United Kingdom (*including* Channel Islands)	—	—	—	—	—	48,564	23,367	51,664	24,566	70,539
Other British Possessions	—	—	—	—	—	334	..	..	..	..
TOTAL BRITISH EMPIRE	—	—	—	—	—	48,898	23,367	51,664	24,566	70,539
Germany	—	—	—	—	—	24,375	4,021	2,371	261	1,329
Belgium	—	—	—	—	—	6,031	..	1,848	..	28
United States of America—										
Vid Atlantic Coast	—	—	—	—	—	4,887	768	3,354	12,922	1,472
„ Pacific „	—	—	—	—	—	1,192	..	..	..	..
Other Foreign Countries	—	—	—	—	—	..	29	292	100	74
TOTAL FOREIGN COUNTRIES	—	—	—	—	—	36,485	4,818	7,865	13,283	2,903
Share of Bengal	—	—	—	—	—	*24,240*	*20,210*	*31,851*	*25,919*	*66,030*
„ *Bombay*	—	—	—	—	—	*893*	*622*	*10,963*	*10,613*	*4,903*
„ *Sind*	—	—	—	—	—	*26,101*	*7,324*	*11,268*	*355*	*3,293*
„ *Madras*	—	—	—	—	—	..	*29*	..	*369*	..
„ *Burma*	—	—	—	—	—	*34,149*	..	*5,447*	*1,093*	*184*
TOTAL	—	—	—	—	—	85,383	28,185	59,529	37,849	73,437
Steam engines (III. J)—	No.	No.	No.	No.	No.					
United Kingdom (*including* Channel Islands)	129	82	38	20	12	9,80,438	6,94,835	4,51,052	1,79,030	74,178
Straits Settlements	..	..	..	2	..	..	..	..	9,347	..
TOTAL BRITISH EMPIRE	129	82	38	22	12	9,80,438	6,94,835	4,51,052	1,88,377	74,178
Denmark	..	..	1	..	..	..	..	6,460	..	..
Germany	17	5	3	3	15	5,84,256	33,300	28,288	9,243	1,909
United States of America—										
Vid Atlantic Coast	..	..	..	..	..	..	..	..	..	..
TOTAL FOREIGN COUNTRIES	17	5	4	3	15	5,84,256	33,300	34,743	9,243	1,909
Share of Bengal	*18*	*28*	*6*	*13*	*18*	*2,08,338*	*2,56,078*	*30,728*	*1,20,793*	*15,930*
„ *Bombay*	*67*	*32*	*27*	*8*	*9*	*4,93,508*	*2,38,197*	*3,34,605*	*62,937*	*60,152*
„ *Sind*	*9*	..	*3*	*2*	..	*30,378*	..	*24,124*	*14,643*	..
„ *Madras*	*19*	*20*	*5*	..	..	*1,48,962*	*1,88,938*	*38,067*	..	..
„ *Burma*	*33*	*7*	*1*	*2*	..	*6,36,508*	*66,972*	*6,971*	*9,347*	..
TOTAL	146	87	42	25	27	15,64,694	7,25,185	4,86,716	1,97,620	76,082
Parts of steam engines (III. J)—										
United Kingdom (*including* Channel Islands)	—	—	—	—	—	7,72,900	5,09,690	3,76,184	4,32,954	3,06,927
Other British Possessions	—	—	—	—	—	100	..	..	401	636
TOTAL BRITISH EMPIRE	—	—	—	—	—	7,73,000	5,09,690	3,76,184	4,33,355	3,07,563
Germany	—	—	—	—	—	33,843	9,292	39,393	50,296	8,566
Belgium	—	—	—	—	—	186	13,318	6,865	360	1,208
Czechoslovakia	—	—	—	—	—	..	..	..	5,108	..
United States of America—						52,864	22,848	4,490	18,083	2,469
Vid Atlantic Coast	—	—	—	—	—	..	..	1,985	..	..
„ Pacific „	—	—	—	—	—	..	519	11,153	400	..
Other Foreign Countries	—	—	—	—	—	86,893	47,972	64,042	74,251	12,243
TOTAL FOREIGN COUNTRIES	—	—	—	—	—					

No. 10—*continued*

ARTICLES, AND COUNTRIES OF CONSIGNMENT; ALSO SHARE OF EACH PROVINCE	QUANTITY					VALUE				
	1929-30	1930-31	1931-32	1932-33	1933-34	1929-30	1930-31	1931-32	1932-33	1933-34
						R	R	R	R	R
Machinery and Millwork—*continued*										
Prime-movers (other than *electrical*)—continued										
Locomotives (*including* those for railways)—*continued*										
Parts of steam engines (III. J)—*contd.*										
Share of Bengal	—	—	—	—	—	*1,73,992*	*1,82,846*	*1,23,536*	*3,59,366*	*1,75,341*
„ *Bombay*	—	—	—	—	—	*2,06,442*	*1,76,153*	*2,40,344*	*1,18,327*	*1,35,493*
„ *Sind*	—	—	—	—	—	*2,91,109*	*52,019*	*49,600*	*24,361*	*7,598*
„ *Madras*	—	—	—	—	—	*56,408*	*28,956*	*3,546*	*5,553*	*1,374*
„ *Burma*	—	—	—	—	—	*1,32,942*	*1,17,690*	*23,047*	..	..
TOTAL	—	—	—	—	—	8,59,893	5,57,662	4,40,072	5,07,606	3,19,806
Railway locomotive engines and tenders and parts (III. J)—										
United Kingdom (*including* Channel Islands)	—	—	—	—	—	1,45,03,671	94,02,486	40,53,435	25,51,419	33,02,444
Other British Possessions	—	—	—	—	—	1,946	2,173	3,175	4,600	5,660
TOTAL BRITISH EMPIRE	—	—	—	—	—	1,45,05,617	94,04,659	40,56,610	25,56,019	33,08,104
Sweden	—	—	—	—	—	..	24,978	79,272	62,004	65,654
Denmark	—	—	—	—	—	..	16,224	..	45	..
Germany	—	—	—	—	—	44,07,262	27,87,308	14,91,733	3,02,224	2,81,954
Netherlands	—	—	—	—	—	9,954	28,723	18,027	15,266	..
Belgium	—	—	—	—	—	1,23,782	2,03,796	7,10,734	1,10,336	1,53,024
France	—	—	—	—	—	357	2,448	8,513	2,488	36,300
Italy (*including* Fiume)	—	—	—	—	—	20,784	1,01,779	2,71,419	20,346	55,336
Czechoslovakia	—	—	—	—	—	39,202	7,208	16,192	10,348	9,038
Hungary	—	—	—	—	—	..	12,187	..	33,427	73,812
United States of America—*Vid* Atlantic Coast	—	—	—	—	—	4,41,183	3,94,970	1,20,915	59,759	2,26,647
„ Pacific „	—	—	—	—	—	..	..	..	2,369	240
Other Foreign Countries	—	—	—	—	—	430	..	61	4,283	..
TOTAL FOREIGN COUNTRIES	—	—	—	—	—	51,02,954	35,79,720	27,11,866	6,12,895	9,07,035
Share of Bengal	—	—	—	—	—	*74,28,657*	*57,54,841*	*24,64,624*	*7,64,659*	*12,75,135*
„ *Bombay*	—	—	—	—	—	*38,74,389*	*42,80,264*	*14,55,658*	*14,48,712*	*17,19,818*
„ *Sind*	—	—	—	—	—	*1,73,589*	*4,30,969*	*12,42,286*	*4,12,852*	*4,91,769*
„ *Madras*	—	—	—	—	—	*44,43,498*	*25,78,305*	*16,05,908*	*5,52,691*	*7,88,477*
„ *Burma*	—	—	—	—	—	*37,48,445*	..	..	..	..
TOTAL	—	—	—	—	—	1,96,68,571	1,30,44,379	67,68,476	31,68,914	42,75,199
Others (III. J)—										
United Kingdom (*including* Channel Islands)	—	—	—	—	—	1,82,629	73,229	14,146	77,212	90,628
Straits Settlements	—	—	—	—	—	..	..	..	312	..
TOTAL BRITISH EMPIRE	—	—	—	—	—	1,82,629	73,229	14,146	77,524	90,628
Germany	—	—	—	—	—	8,758	778	788	3,201	162
Belgium	—	—	—	—	—	..	6,884	..	1,096	..
United States of America—*Vid* Atlantic Coast	—	—	—	—	—	14,634	18,033	8,928	8 952	28,717
„ Pacific „	—	—	—	—	—	..	..	..	..	356
Other Foreign Countries	—	—	—	—	—	..	1,009	..	1,149	..
TOTAL FOREIGN COUNTRIES	—	—	—	—	—	23,392	26,704	9,661	9,398	29,235
Share of Bengal	—	—	—	—	—	*12,072*	*6,292*	*250*	*1,622*	*26,551*
„ *Bombay*	—	—	—	—	—	*146*	*1,018*	..	*1,621*	*1,678*
„ *Sind*	—	—	—	—	—	..	..	..	*2,041*	..
„ *Madras*	—	—	—	—	—	*1,94,803*	*22,693*	*22,296*	*28,137*	*51,009*
„ *Burma*	—	—	—	—	—	..	..	*1,262*	*54,104*	*40,625*
TOTAL	—	—	—	—	—	2,06,021	99,033	23,807	86,922	1,19,862

No. 10—*continued*

ARTICLES, AND COUNTRIES OF CONSIGNMENT; ALSO SHARE OF EACH PROVINCE	QUANTITY					VALUE				
	1929-30	1930-31	1931-32	1932-33	1933-34	1929-30	1930-31	1931-32	1932-33	1933-34
						R	R	R	R	R
Machinery and Millwork—*continued*										
Prime-movers (other than *electrical*)—continued										
Other than locomotives—										
Gas Engines (III. J)—	No.	No.	No.	No.	No.					
United Kingdom (*including* Channel Islands)	45	33	9	15	22	1,24,666	1,50,520	28,723	57,769	37,137
Other British Possessions	..	..	1	1	..	..	..	426	148	..
TOTAL BRITISH EMPIRE	45	33	10	16	22	1,24,666	1,50,520	29,149	57,917	37,137
Germany	6	4	3	1	..	65,490	1,594	5,554	6,258	..
United States of America—										
Viâ Atlantic Coast	135	36	21	10	9	78,435	7,652	40,728	6,509	3,390
„ Pacific „	..	3	1	..	1	..	17,801	100	..	80
Other Foreign Countries	..	2	6	..	..	..	178	2,136	..	..
TOTAL FOREIGN COUNTRIES	141	45	31	11	10	1,43,925	27,225	48,518	12,767	3,470
Share of Bengal	*18*	*5*	*17*	*19*	*13*	*38,157*	*7,181*	*15,348*	*35,937*	*7,634*
„ *Bombay*	*19*	*14*	*2*	*1*	*2*	*26,694*	*5,748*	*1,517*	*766*	*6,543*
„ *Sind*	*4*	*19*	*1*	*1*	*5*	*9,156*	*42,626*	*919*	*10,732*	*4,740*
„ *Madras*	*22*	*19*	*10*	*2*	*5*	*1,02,041*	*41,473*	*23,313*	*6,406*	*6,780*
„ *Burma*	*123*	*21*	*11*	*4*	*7*	*92,543*	*30,717*	*36,276*	*16,243*	*14,905*
TOTAL	186	78	41	27	32	2,68,591	1,77,745	77,667	70,684	40,607
Parts of Gas Engines (III. J)—										
United Kingdom (*including* Channel Islands)	—	—	—	—	—	47,585	65,806	62,328	56,557	56,694
Ceylon (*excluding* Maldives)	—	—	—	—	—	..	..	..	..	5,991
Other British Possessions	—	—	—	—	—	4,892	4,145	3,662	4,760	..
TOTAL BRITISH EMPIRE	—	—	—	—	—	52,477	69,951	65,990	61,317	62,685
Germany	—	—	—	—	—	12,248	1,266	..	505	60
United States of America—										
Viâ Atlantic Coast	—	—	—	—	—	18,163	10,750	1,82,880	4,599	1,090
„ Pacific „	—	—	—	—	—	394	925	254	..	4,593
Other Foreign Countries	—	—	—	—	—	144	..	166	..	..
TOTAL FOREIGN COUNTRIES	—	—	—	—	—	30,949	12,941	1,83,300	5,164	5,743
Share of Bengal	—	—	—	—	—	*11,137*	*9,002*	*31,402*	*19,184*	*40,862*
„ *Bombay*	—	—	—	—	—	*12,717*	*12,654*	*3,346*	*2,483*	*9,277*
„ *Sind*	—	—	—	—	—	*144*	*252*	*3,406*	*531*	*1,563*
„ *Madras*	—	—	—	—	—	*32,065*	*20,095*	*11,691*	*28,863*	*8,539*
„ *Burma*	—	—	—	—	—	*27,363*	*40,889*	*1,94,445*	*15,420*	*8,187*
TOTAL	—	—	—	—	—	83,426	82,892	2,49,290	66,481	68,428
Oil Engines (III. J)—	No.	No.	No.	No.	No.					
United Kingdom (*including* Channel Islands)	4,626	2,529	1,413	1,801	1,697	85,05,700	55,81,988	31,17,094	29,75,81[illegible]	33,39,146
Ceylon (*excluding* Maldives)	2	1	3	14	2	14,147	10,090	890	9,9[illegible]2	2,114
Straits Settlements	..	..	1	..	..	..	..	7,521	..	..
Other British Possessions	..	1	1	1	..	..	1,000	136	[illegible]	..
TOTAL BRITISH EMPIRE	4,628	2,531	1,418	1,816	1,699	85,19,847	55,93,078	31,25,641	29,86,292	33,41,260

No. 10—*continued*

ARTICLES AND COUNTRIES OF CONSIGNMENT; ALSO SHARE OF EACH PROVINCE	QUANTITY					VALUE				
	1929-30	1930-31	1931-32	1932-33	1933-34	1929-30	1930-31	1931-32	1932-33	1933-34
						R	R	R	R	R
Machinery and Millwork—*continued*										
Prime-movers (other than *electrical*)—continued										
Other than locomotives—*continued*										
Oil Engines (III. J)—*continued*	No.	No.	No.	No.	No.					
Sweden	58	54	24	8	7	1,45,579	1,18,198	14,415	9,053	9,356
Germany	230	195	116	245	256	6,72,096	3,90,718	4,04,423	3,14,801	4,24,107
Netherlands	2	..	..	1	1	50,794	..	..	6,564	1,570
Belgium	24	33	37	31	21	1,83,478	1,64,788	1,79,399	32,698	35,569
France	73	30	19	11	9	45,097	16,128	23,451	4,699	6,392
Switzerland	11	7	5	30	12	94,156	85,052	60,011	1,81,435	85,640
Italy (*including* Fiume)	24	18	22	4	3	1,57,795	1,32,806	1,36,752	9,676	14,369
Austria	25	8	7	3	3	31,884	4,338	78,426	6,278	10,152
Czechoslovakia	..	..	..	1	2	..	..	..	12,880	7,713
Japan	79	38	11	5	21	25,165	19,885	2,992	743	5,024
United States of America—										
Vii Atlantic Coast	1,148	576	91	62	90	4,49,483	2,29,675	29,718	22,666	24,596
„ Pacific „	..	..	..	..	1	..	..	..	..	170
Other Foreign Countries	8	10	7	2	2	1,976	3,853	1,898	1,093	3,111
TOTAL FOREIGN COUNTRIES	1,677	969	339	403	428	18,58,103	11,60,781	9,81,485	6,02,591	6,27,769
Share of Bengal	*1,020*	*699*	*413*	*483*	*474*	*20,27,630*	*14,35,749*	*9,56,844*	*6,62,393*	*7,93,313*
„ *Bombay*	*2,851*	*1,277*	*761*	*1,167*	*1,074*	*43,22,270*	*21,94,806*	*13,84,036*	*17,06,171*	*18,23,699*
„ *Sind*	*420*	*249*	*130*	*152*	*128*	*9,66,508*	*7,61,027*	*5,04,067*	*4,28,495*	*3,41,473*
„ *Madras*	*1,749*	*1,031*	*363*	*330*	*383*	*26,44,511*	*18,01,908*	*9,17,791*	*6,10,263*	*7,90,506*
„ *Burma*	*265*	*244*	*70*	*97*	*68*	*4,17,031*	*5,60,369*	*2,94,388*	*1,81,556*	*2,20,033*
TOTAL	6,305	3,500	1,757	2,219	2,127	1,03,77,950	67,53,859	40,57,126	35,88,883	39,69,029
Parts of oil engines (III. J)—										
United Kingdom (*including* Channel Islands)	—	—	—	—	—	17,32,805	12,96,487	8,47,899	9,60,106	9,63,156
Ceylon (*excluding* Maldives)	—	—	—	—	—	8,756	2,117	4,365	9,659	6,495
Other British Possessions	—	—	—	—	—	1,368	1,830	918	683	454
TOTAL BRITISH EMPIRE	—	—	—	—	—	17,42,929	13,00,434	8,53,182	9,70,448	9,70,105
Sweden	—	—	—	—	—	29,893	27,157	21,885	15,660	10,310
Germany	—	—	—	—	—	1,01,333	1,56,829	95,491	73,097	93,376
Netherlands	—	—	—	—	—	3,906	5,194	..	7,343	3,029
Belgium	—	—	—	—	—	70,129	17,619	28,686	35,724	15,468
France	—	—	—	—	—	6,854	16,670	2,529	4,181	15,003
Switzerland	—	—	—	—	—	41,900	47,163	32,931	30,193	16,648
Italy (*including* Fiume)	—	—	—	—	—	1,00,162	1,72,692	53,756	35,336	35,572
Austria	—	—	—	—	—	2,926	1,770	600	53	12,055
Japan	—	—	—	—	—	6,385	1,188	257	707	186
United States of America—										
Vii Atlantic Coast	—	—	—	—	—	42,619	70,144	28,754	10,663	29,335
„ Pacific „	—	—	—	—	—	5,514	1,902	4,056	3,580	1,031
Other Foreign Countries	—	—	—	—	—	39	10	4,392	579	399
TOTAL FOREIGN COUNTRIES	—	—	—	—	—	4,11,660	5,18,338	2,73,237	2,26,116	2,32,462
Share of Bengal	—	—	—	—	—	*7,32,744*	*6,26,636*	*2,98,932*	*3,23,760*	*3,12,253*
„ *Bombay*	—	—	—	—	—	*8,06,763*	*6,33,279*	*4,30,231*	*4,33,661*	*4,95,070*
„ *Sind*	—	—	—	—	—	*1,37,406*	*1,28,725*	*1,01,244*	*1,18,142*	*1,10,962*
„ *Madras*	—	—	—	—	—	*2,43,099*	*2,65,523*	*2,23,018*	*2,50,473*	*1,64,693*
„ *Burma*	—	—	—	—	—	*1,79,577*	*1,74,604*	*67,997*	*72,828*	*89,594*
TOTAL	—	—	—	—	—	21,54,589	18,18,772	11,26,419	11,96,564	12,02,567

No. 10—*continued*

ARTICLES, AND COUNTRIES OF CONSIGNMENT; ALSO SHARE OF EACH PROVINCE	QUANTITY					VALUE				
	1929-30	1930-31	1931-32	1932-33	1933-34	1929-30	1930-31	1931-32	1932-33	1933-34
Machinery and Millwork—*continued*										
Prime-movers (other than *electrical*)—continued						R	R	R	R	R
Other than locomotives—*continued*	No.	No.	No.	No.	No.					
Steam Engines (III. J)—										
United Kingdom (*including* Channel Islands)	212	119	62	34	112	16,73,703	9,44,191	5,31,512	2,06,987	5,91,796
Other British Possessions	1	..	..	..	..	1,000	..	..	..	..
TOTAL BRITISH EMPIRE	213	119	62	34	112	16,74,703	9,44,191	5,31,512	2,06,987	5,91,796
Sweden	5	..	1	1	..	18,857	..	10,703	5,140	..
Germany	1	..	..	5	18	275	..	..	71,914	91,643
Netherlands	..	..	..	..	14	..	..	..	..	1,88,858
Belgium	1	..	..	2	16	48,928	..	..	1,00,654	1,30,862
Switzerland	1	1	..	..	..	45,418	21,511	..	..	..
Italy (*including* Fiume)	2	2	..	..	..	30,880	66,711	..	..	..
Czechoslovakia	..	..	..	..	7	..	..	..	..	58,762
United States of America—										
Vid Atlantic Coast	28	4	2	..	..	1,07,399	8,081	1,890	..	..
„ Pacific „	1	..	..	..	..	2,332	..	..	..	..
TOTAL FOREIGN COUNTRIES	39	7	3	8	55	2,53,189	96,303	12,593	1,77,708	4,69,825
Share of Bengal	*89*	*54*	*19*	*16*	*47*	*9,33,845*	*5,37,034*	*1,45,707*	*77,887*	*2,39,409*
„ *Bombay*	*66*	*27*	*23*	*17*	*58*	*6,57,075*	*3,86,739*	*2,77,874*	*2,52,613*	*3,63,480*
„ *Sind*	*9*	*10*	*4*	*2*	*55*	*1,00,723*	*1,16,142*	*19,863*	*33,153*	*4,42,744*
„ *Madras*	*3*	*3*	*6*	*4*	*4*	*15,614*	*52,457*	*44,488*	*12,731*	*14,284*
„ *Burma*	*85*	*32*	*13*	*3*	*3*	*3,70,635*	*2,08,116*	*36,176*	*8,311*	*1,876*
TOTAL	252	126	65	42	167	19,27,892	10,40,494	5,44,105	3,84,695	10,61,622
Parts of Steam Engines (III. J)—										
United Kingdom (*including* Channel Islands)	—	—	—	—	—	33,11,596	12,95,437	5,19,425	3,54,659	3,19,556
Other British Possessions	—	—	—	—	—	648	2,272	2,883	2,147	1,017
TOTAL BRITISH EMPIRE	—	—	—	—	—	33,12,244	12,97,709	5,22,308	3,56,806	3,20,573
Germany	—	—	—	—	—	4,850	4,122	9,498	13,096	18,094
Belgium	—	—	—	—	—	16,200	5,641	5,232	13,589	11,434
France	—	—	—	—	—	1,085	15,449	..	1,413	1,201
Switzerland	—	—	—	—	—	4,291	17,573	84	979	..
Italy (*including* Fiume)	—	—	—	—	—	7,691	1,107	4,058	7,903	..
United States of America—										
Vid Atlantic Coast	—	—	—	—	—	61,821	35,057	36,117	3,858	7,619
„ Pacific „	—	—	—	—	—	57	1,124	..	..	..
Other Foreign Countries	—	—	—	—	—	8,705	6,446	4,775	5,512	6,008
TOTAL FOREIGN COUNTRIES	—	—	—	—	—	1,04,800	85,519	59,764	46,250	44,356
Share of Bengal	—	—	—	—	—	*27,56,677*	*8,93,502*	*2,05,210*	*84,561*	*1,47,483*
„ *Bombay*	—	—	—	—	—	*3,00,340*	*2,75,691*	*2,27,626*	*2,36,710*	*1,83,328*
„ *Sind*	—	—	—	—	—	*33,359*	*7,822*	*3,995*	*4,484*	*15,750*
„ *Madras*	—	—	—	—	—	*18,513*	*1,41,974*	*70,269*	*59,762*	*5,320*
„ *Burma*	—	—	—	—	—	*3,07,155*	*65,039*	*70,162*	*22,132*	*12,586*
TOTAL	—	—	—	—	—	36,17,044	13,83,228	5,52,072	4,13,056	3,64,929
Others (III. J)—										
United Kingdom (*including* Channel Islands)	—	—	—	—	—	1,66,904	11,00,458	5,29,060	69,630	3,58,750
Ceylon (*excluding* Maldives)	—	—	—	—	—	207	..	208	..	..
TOTAL BRITISH EMPIRE	—	—	—	—	—	1,69,111	11,00,458	5,29,268	69,630	3,58,750

No. 10—*continued*

ARTICLES, AND COUNTRIES OF CONSIGNMENT; ALSO SHARE OF EACH PROVINCE	QUANTITY					VALUE				
	1929-30	1930-31	1931-32	1932-33	1933-34	1929-30	1930-31	1931-32	1932-33	1933-34
Machinery and Millwork—*continued*						R	R	R	R	R
Prime-movers (other than ***electrical***)—concluded										
Other than locomotives—*concluded*										
Others (III. J)—*continued*										
U. S. S. R.—Northern	—	—	—	—	—	..	25,900	..	..	..
Sweden	—	—	—	—	—	..	295	32,952	11,926	..
Germany	—	—	—	—	—	62,303	21,577	5,509	48,155	10,013
Switzerland	—	—	—	—	—	72,723	3,41,265	4,35,625	1,851	69,961
Italy (*including* Fiume)	—	—	—	—	—	..	..	28,318	..	..
United States of America—										
Vid Atlantic Coast	—	—	—	—	—	16,725	24,988	2,316	916	343
Other Foreign Countries	—	—	—	—	—	3,673	536	496	266	4,615
TOTAL FOREIGN COUNTRIES	—	—	—	—	—	1,55,424	4,14,561	5,05,216	62,614	84,932
Share of Bengal	—	—	—	—	—	*26,529*	*9,45,690*	*9,28,177*	*63,161*	*4,25,384*
,, *Bombay*	—	—	—	—	—	*2,61,385*	*5,25,675*	*74,726*	*49,472*	*180*
,, *Madras*	—	—	—	—	—	*16,718*	*31,372*	*29,656*	*19,611*	*22,005*
,, *Burma*	—	—	—	—	—	*19,903*	*12,283*	*1,925*	..	*6,113*
TOTAL	—	—	—	—	—	3,24,585	15,15,019	10,84,484	1,32,244	4,58,682
Electrical machinery of all kinds, not including ***instruments, apparatus, appliances and parts thereof***—										
Control and Switch gear (III. J)—										
United Kingdom (*including* Channel Islands)	—	—	—	—	—	32,45,678	38,54,546	20,91,866	21,69,294	19,79,420
Other British Possessions	—	—	—	—	—	197	2,586	506	1,400	516
TOTAL BRITISH EMPIRE	—	—	—	—	—	32,45,875	38,57,132	20,92,372	21,70,694	19,79,936
Sweden	—	—	—	—	—	23,236	15,508	67,431	35,759	32,503
Germany	—	—	—	—	—	2,55,894	1,63,205	2,06,261	1,21,491	1,29,820
Netherlands	—	—	—	—	—	3,836	6,607	11,570	9,090	62,678
Belgium	—	—	—	—	—	9,060	11,976	6,838	1,433	1,751
Switzerland	—	—	—	—	—	6,973	2,517	8,007	6,709	14,582
Italy (*including* Fiume)	—	—	—	—	—	6,588	4,883	6,534	7,619	4,762
Austria	—	—	—	—	—	20,825	260	21,415	245	7,500
Czechoslovakia	—	—	—	—	—	105	..	9,323	749	1,301
United States of America—										
Vid Atlantic Coast	—	—	—	—	—	2,59,139	5,15,606	1,08,675	2,96,915	1,78,503
Other Foreign Countries	—	—	—	—	—	2,324	1,575	946	2,428	7,668
TOTAL FOREIGN COUNTRIES	—	—	—	—	—	5,88,790	7,22,137	5,37,050	4,82,438	4,41,158
Share of Bengal	—	—	—	—	—	*10,27,941*	*19,11,814*	*9,99,631*	*8,43,372*	*7,83,223*
,, *Bombay*	—	—	—	—	—	*13,86,526*	*10,63,330*	*11,51,535*	*6,13,661*	*7,71,222*
,, *Sind*	—	—	—	—	—	*5,01,277*	*7,94,527*	*3,37,006*	*7,27,354*	*2,54,312*
,, *Madras*	—	—	—	—	—	*3,82,063*	*5,46,689*	*4,91,041*	*3,37,789*	*4,97,677*
,, *Burma*	—	—	—	—	—	*5,36,858*	*2,62,909*	*5,50,209*	*1,30,956*	*1,14,660*
TOTAL	—	—	—	—	—	38,34,665	45,79,269	35,29,422	26,53,132	24,21,094
Generators, Alternators an Dynamos (III. J)—										
United Kingdom (*including* Channel Islands)	—	—	—	—	—	38,81,796	38,08,979	34,89,465	16,93,716	8,63,236
Other British Possessions	—	—	—	—	—	6,127	4,286	3,970	940	1,940
TOTAL BRITISH EMPIRE	—	—	—	—	—	38,87,923	38,13,265	34,93,435	16,94,656	8,65,176

No. 10—*continued*

ARTICLES, AND COUNTRIES OF CONSIGNMENT; ALSO SHARE OF EACH PROVINCE	QUANTITY					VALUE				
	1929-30	1930-31	1931-32	1932-33	1933-34	1929-30	1930-31	1931-32	1932-33	1933-34
						R	R	R	R	R
Machinery and Millwork—*continued*										
Electrical machinery of all kinds, not including ***instruments, apparatus, appliances and parts thereof*** —continued										
Generators Alternators, and Dynamos (III. J)—*continued*										
Sweden	—	—	—	—	—	27,834	3,133	1,65,394	44,844	86,730
Denmark	—	—	—	—	—	6,138	..	..	..	3,833
Germany	—	—	—	—	—	2,35,358	1,74,075	3,09,253	1,19,892	1,43,040
Netherlands	—	—	—	—	—	..	868	56,840	4,908	25,815
Belgium	—	—	—	—	—	35,644	33,627	1,985	469	2,419
France	—	—	—	—	—	5,972	5,570	1,113	..	..
Switzerland	—	—	—	—	—	1,07,735	4,821	4,824	2,858	20,689
Italy (*including* Fiume)	—	—	—	—	—	16,362	29,106	21,807	9,112	2,515
Hungary	—	—	—	—	—	..	..	..	612	5,221
Austria	—	—	—	—	—	27,086	15,326	6,601	3,321	18,479
Czechoslovakia	—	—	—	—	—	..	..	27,449	..	3,719
United States of America—										
Vid Atlantic Coast	—	—	—	—	—	51,679	1,17,513	5,09,135	64,793	1,07,125
„ Pacific „	—	—	—	—	—	..	..	..	644	..
Other Foreign Countries	—	—	—	—	—	..	60	..	..	869
TOTAL FOREIGN COUNTRIES	—	—	—	—	—	5,13,703	8,83,509	11,04,401	2,51,453	4,29,454
Share of Bengal	—	—	—	—	—	*20,61,980*	*26,73,010*	*21,14,181*	*8,39,060*	*4,33,990*
„ *Bombay*	—	—	—	—	—	*13,27,464*	*7,32,380*	*7,67,159*	*5,46,493*	*4,35,482*
„ *Sind*	—	—	—	—	—	*6,35,114*	*4,18,115*	*12,90,399*	*1,48,131*	*70,045*
„ *Madras*	—	—	—	—	—	*2,31,214*	*2,26,472*	*3,46,830*	*3,52,061*	*3,16,704*
„ *Burma*	—	—	—	—	—	*1,45,854*	*1,46,587*	*90,237*	*60,384*	*38,399*
TOTAL	—	—	—	—	—	44,01,626	41,96,864	45,97,836	19,46,109	12,94,629
Motors (III. J)—										
United Kingdom (*including* Channel Islands)	—	—	—	—	—	35,09,358	34,88,401	22,62,718	15,04,671	16,69,948
Ceylon (*excluding* Maldives)	—	—	—	—	—	313	1,552	135	2,602	5,592
Other British Possessions	—	—	—	—	—	607	3,537	1,805	2,211	8,317
TOTAL BRITISH EMPIRE	—	—	—	—	—	35,10,278	34,93,490	22,64,653	15,09,384	16,83,857
Sweden	—	—	—	—	—	41,742	78,009	59,511	1,08,151	1,03,067
Denmark	—	—	—	—	—	20,887	708	3,903	18,500	9,452
Germany	—	—	—	—	—	2,51,838	2,56,682	2,57,627	2,59,194	2,88,839
Netherlands	—	—	—	—	—	2,940	13,867	40,862	12,3.6	19,314
Belgium	—	—	—	—	—	1,18,302	17,049	49,733	13,486	37,174
France	—	—	—	—	—	7,150	10,542	6,789	5,776	24,309
Switzerland	—	—	—	—	—	17,160	23,264	34,081	32,438	1,60,144
Italy (*including* Fiume)	—	—	—	—	—	54,820	89,258	16,743	11,053	1,20,975
Czechoslovakia	—	—	—	—	—	..	..	..	..	5,110
Austria	—	—	—	—	—	2,368	24,644	14,156	15,767	9,974
Japan	—	—	—	—	—	202	..	900	373	8,289
United States of America—										
Vid Atlantic Coast	—	—	—	—	—	3,55,318	4,58,099	2,42,768	3,55,746	1,89,073
„ Pacific „	—	—	—	—	—	453	..	187	1,999	..
Other Foreign Countries	—	—	—	—	—	309	..	317	194	8,613
TOTAL FOREIGN COUNTRIES	—	—	—	—	—	8,73,571	9,22,112	7,27,377	8,35,273	9,74,333
Share of Bengal	—	—	—	—	—	*18,90,799*	*23,61,303*	*19,20,746*	*11,86,010*	*9,42,123*
„ *Bombay*	—	—	—	—	—	*16,09,399*	*9,28,013*	*8,74,816*	*7,31,346*	*10,41,078*
„ *Sind*	—	—	—	—	—	*1,23,749*	*1,23,483*	*1,15,601*	*90,425*	*96,013*
„ *Madras*	—	—	—	—	—	*6,78,681*	*7,34,216*	*6,78,241*	*2,12,683*	*4,86,208*
„ *Burma*	—	—	—	—	—	*2,31,248*	*2,14,567*	*4,09,216*	*35,103*	*66,944*
TOTAL	—	—	—	—	—	43,33,946	44,15,602	29,98,930	24,04,607	26,36,180

No. 10—*continued*

ARTICLES, AND COUNTRIES OF CONSIGNMENT; ALSO SHARE OF EACH PROVINCE	QUANTITY					VALUE				
	1929-30	1930-31	1931-32	1932-33	1933-34	1929-30	1930-31	1931-32	1932-33	1933-34
Machinery and Millwork—*continued*						R	R	R	R	R
Electrical machinery of all kinds, not including ***Instruments, apparatus, appliances and parts thereof*** —continued										
Transformers (III, J)—										
United Kingdom (*including* Channel Islands)	—	—	—	—	—	11,87,341	11,31,804	7,01,554	14,94,802	9,04,033
Other British Possessions	—	—	—	—	—	..	..	4,122	..	..
TOTAL BRITISH EMPIRE	—	—	—	—	—	11,87,341	11,31,804	7,05,676	14,94,802	9,04,033
Sweden	—	—	—	—	—	1,01,804	29,287	17,380	25,065	59,942
Norway	—	—	—	—	—	19,052	14,422	..	..	1,527
Germany	—	—	—	—	—	1,24,294	98,223	55,100	29,457	40,177
Netherlands	—	—	—	—	—	11,020	12,297	6,254	3,152	65
Belgium	—	—	—	—	—	3,565	7,612	17,021	9,986	1,776
Switzerland	—	—	—	—	—	9,771	59,539	6,537	106	3,707
Italy (*including* Fiume)	—	—	—	—	—	28,008	13,884	20,404	7,181	1,534
Austria	—	—	—	—	—	2,748	1,173	26,904	..	1,731
Czechoslovakia	—	—	—	—	—	..	..	14,035	..	..
United States of America— *Vid* Atlantic Coast	—	—	—	—	—	3,72,281	2,53,341	2,64,180	3,28,422	1,89,221
Other Foreign Countries	—	—	—	—	—	..	4,005	420	196	..
TOTAL FOREIGN COUNTRIES	—	—	—	—	—	6,72,543	4,93,783	4,29,135	4,03,565	2,99,680
Share of Bengal	—	—	—	—	—	*4,77,103*	*5,96,003*	*1,81,998*	*1,19,494*	*2,41,274*
,, *Bombay*	—	—	—	—	—	*5,40,048*	*4,39,212*	*2,44,551*	*2,54,896*	*4,67,125*
,, *Sind*	—	—	—	—	—	*2,89,267*	*1,28,381*	*3,29,294*	*12,41,962*	*1,33,705*
,, *Madras*	—	—	—	—	—	*3,80,284*	*3,76,284*	*3,23,010*	*3,27,131*	*3,53,526*
,, *Burma*	—	—	—	—	—	*1,73,182*	*85,707*	*55,968*	*54,884*	*8,083*
TOTAL	—	—	—	—	—	18,59,884	16,25,587	11,34,811	18,98,367	12,03,713
Turbo-generating sets (III, J)— United Kingdom (*including* Channel Islands)	—	—	—	—	—	5,37,534	2,34,832	2,57,561	3,27,088	1,60,938
Sweden	—	—	—	—	—	..	2,903	..	15,303	3,137
Norway	—	—	—	—	—	..	..	..	5,499	..
Germany	—	—	—	—	—	7,484	1,598	97,598	..	7,968
Belgium	—	—	—	—	—	..	64,785	67,043	4,294	..
France	—	—	—	—	—	605	..	..	..	..
Switzerland	—	—	—	—	—	1,05,477	..	..	38,212	..
Italy (*including* Fiume)	—	—	—	—	—	1,06,985	8,867	17,782	..	2,755
United States of America— *Vid* Atlantic Coast	—	—	—	—	—	39,130	4,027	2,208	67,825	..
,, Pacific ,,	—	—	—	—	—	..	..	..	..	937
TOTAL FOREIGN COUNTRIES	—	—	—	—	—	2,59,631	82,180	1,84,631	1,31,133	14,797
Share of Bengal	—	—	—	—	—	*1,14,658*	*9,330*	*3,877*	..	*1,44,045*
,, *Bombay*	—	—	—	—	—	*6,37,962*	*12,914*	*1,27,203*	*2,13,715*	*12,234*
,, *Sind*	—	—	—	—	—	..	..	..	..	*7,534*
,, *Madras*	—	—	—	—	—	*34,129*	*92,225*	..	*5,148*	..
,, *Burma*	—	—	—	—	—	*10,416*	*2,02,543*	*3,11,132*	*2,34,358*	*20,922*
TOTAL	—	—	—	—	—	7,97,165	3,17,012	4,42,212	4,53,221	1,84,735
Others (III, J)— United Kingdom (*including* Channel Islands)	—	—	—	—	—	59,54,882	56,30,897	53,03,997	48,40,278	30,16,255
Ceylon (*excluding* Maldives)	—	—	—	—	—	12,604	8,720	25,940	6,346	7,511
Union of South Africa	—	—	—	—	—	6,907	1,096	..	..	..
Canada—										
Vid Atlantic Coast	—	—	—	—	—	1,87,539	44,785	1,12,032	1,67,939	50,099

No. 10—*continued*

ARTICLES, AND COUNTRIES OF CONSIGNMENT; ALSO SHARE OF EACH PROVINCE	QUANTITY					VALUE				
	1929-30	1930-31	1931-32	1932-33	1933-34	1929-30	1930-31	1931-32	1932-33	1933-34
						R	R	R	R	R
Machinery and Millwork—*continued*										
***Electrical machinery of all kinds*, not including *Instruments, apparatus, appliances and parts thereof*—continued**										
Others (III. J)—*continued*										
Commonwealth of Australia	—	—	—	—	—	1,299	8,511	650	..	777
Other British Possessions	—	—	—	—	—	..	1,132	320	572	2,889
TOTAL BRITISH EMPIRE	—	—	—	—	—	61,63,231	56,99,141	54,47,919	51,15,120	30,77,531
Sweden	—	—	—	—	—	54,292	17,331	33,561	69,084	1,74,668
Denmark	—	—	—	—	—	8,096	3,882	11,039	1,994	1,849
Poland (*including* Dantzig)	—	—	—	—	—	..	..	15,959	..	..
Germany	—	—	—	—	—	7,54,558	9,80,782	5,79,731	5,00,899	4,76,084
Netherlands	—	—	—	—	—	37,851	14,561	7,682	7,384	27,991
Belgium	—	—	—	—	—	2,79,571	2,62,106	2,80,522	71,115	26,054
France	—	—	—	—	—	1,03,388	34,919	8,072	16,654	58,200
Switzerland	—	—	—	—	—	34,328	10,512	21,738	7,317	7,958
Italy (*including* Fiume)	—	—	—	—	—	2,32,690	88,642	81,357	42,354	34,746
Austria	—	—	—	—	—	17,024	30,777	9,111	2,883	22,795
Hungary	—	—	—	—	—	..	..	..	..	14,745
Czechoslovakia	—	—	—	—	—	93	33,167	9,121	12,004	3,261
Japan	—	—	—	—	—	1,40,749	1,723	844	3,689	7,717
United States of America—										
Vid Atlantic Coast	—	—	—	—	—	9,56,845	15,48,228	24,14,300	4,70,598	10,60,536
,, Pacific ,,	—	—	—	—	—	3,887	37,783	12,189	363	3,924
Other Foreign Countries	—	—	—	—	—	3,008	..	1,656	40	849
TOTAL FOREIGN COUNTRIES	—	—	—	—	—	26,26,070	30,04,963	34,80,868	12,12,978	19,21,943
Share of Bengal	—	—	—	—	—	*1,94,091*	*1,41,006*	*1,06,748*	*84,899*	*59,141*
,, *Bombay*	—	—	—	—	—	*33,42,548*	*15,35,654*	*10,54,087*	*10,24,488*	*20,37,650*
,, *Sind*	—	—	—	—	—	*17,92,876*	*25,35,749*	*44,88,193*	*33,53,945*	*11,96,666*
,, *Madras*	—	—	—	—	—	*28,98,822*	*35,83,585*	*30,03,864*	*15,21,647*	*15,22,718*
,, *Burma*	—	—	—	—	—	*5,62,164*	*9,65,210*	*3,06,850*	*2,43,116*	*1,43,294*
TOTAL	—	—	—	—	—	87,90,201	87,64,104	89,39,787	62,28,093	49,99,474
***Total value of Electrical machinery of all kinds*, not including *Instruments, apparatus, appliances and parts thereof*—**										
United Kingdom (*including* Channel Islands)	—	—	—	—	—	1,83,16,584	1,81,58,459	1,60,07,176	1,20,89,744	86,02,829
Ceylon (*excluding* Maldives)	—	—	—	—	—	16,293	6,162	26,086	8,948	15,044
Straits Settlements	—	—	—	—	—	463	7,639	5,786	2,020	3,485
Union of South Africa	—	—	—	—	—	6,907	1,096	..	..	..
Canada—										
Vid Atlantic Coast	—	—	—	—	—	1,87,691	47,414	1,12,212	1,69,329	51,923
,, Pacific ,,	—	—	—	—	—	..	..	..	..	4,376
Commonwealth of Australia	—	—	—	—	—	3,607	8,511	4,752	1,007	860
Other British Possessions	—	—	—	—	—	632	388	626	100	2,744
TOTAL BRITISH EMPIRE	—	—	—	—	—	1,85,32,177	1,82,29,664	1,81,56,636	1,22,71,744	86,80,170
Sweden	—	—	—	—	—	2,48,909	1,46,171	2,48,577	2,94,806	4,69,017
Norway	—	—	—	—	—	19,052	14,494	..	5,499	1,527
Denmark	—	—	—	—	—	35,716	6,585	14,913	20,494	15,134
Poland (*including* Dantzig)	—	—	—	—	—	..	..	15,959	..	..
Germany	—	—	—	—	—	16,30,336	16,74,565	15,05,500	10,16,903	10,86,742
Netherlands	—	—	—	—	—	55,647	48,290	1,22,708	36,980	1,35,861
Belgium	—	—	—	—	—	4,47,041	3,97,155	4,24,092	1,01,138	62,174
France	—	—	—	—	—	1,16,118	55,869	16,792	22,478	85,096
Switzerland	—	—	—	—	—	2,81,464	1,90,153	75,187	87,640	2,07,040
Italy (*including* Fiume)	—	—	—	—	—	4,45,403	1,79,685	1,64,927	77,319	1,47,249

No. 10—*continued*

ARTICLES, AND COUNTRIES OF CONSIGNMENT: ALSO SHARE OF EACH PROVINCE	QUANTITY					VALUE				
	1929-30	1930-31	1931-32	1932-33	1933-34	1929-30	1930-31	1931-32	1932-33	1933-34
						R	R	R	R	R
Machinery and Millwork—*continued*										
***Electrical machinery of all kinds*, not including *Instruments, apparatus, appliances, and parts thereof*—concluded**										
***Total value of Electrical machinery of all kinds*, not including *Instruments, apparatus, appliances and parts thereof*—continued**										
Austria	—	—	—	—	—	70,051	78,180	78,187	22,216	60,479
Hungary	—	—	—	—	—	..	..	..	716	26,788
Czechoslovakia	—	—	—	—	—	188	33,167	59,028	12,753	13,391
Japan	—	—	—	—	—	1,41,365	2,444	2,322	6,402	18,407
United States of America—										
Vid Atlantic Coast	—	—	—	—	—	20,34,292	28,96,814	36,31,272	15,84,294	16,94,548
„ Pacific „	—	—	—	—	—	4,340	37,333	12,376	3,006	4,861
Other Foreign Countries	—	—	—	—	—	3,808	9	1,978	236	5,995
TOTAL FOREIGN COUNTRIES	—	—	—	—	—	55,35,208	56,68,774	64,69,462	33,16,785	40,61,355
Share of Bengal	—	—	—	—	—	*57,66,572*	*76,96,466*	*44,26,721*	*31,71,875*	*26,11,005*
„ *Bombay*	—	—	—	—	—	*37,43,947*	*47,14,403*	*42,09,181*	*33,89,589*	*47,65,391*
„ *Sind*	—	—	—	—	—	*33,41,974*	*40,00,256*	*65,30,498*	*55,61,867*	*17,56,295*
„ *Madras*	—	—	—	—	—	*45,05,173*	*56,09,491*	*47,36,088*	*26,56,469*	*31,76,828*
„ *Burma*	—	—	—	—	—	*17,09,719*	*18,77,823*	*17,23,612*	*8,08,739*	*4,32,306*
TOTAL	—	—	—	—	—	2,40,67,385	2,38,98,488	2,16,26,098	1,55,88,529	1,27,41,825
***Machinery*, not being *Prime movers* or *Electrical machinery*—**										
Aerated water making machinery (III. J)—										
United Kingdom (*including* Channel Islands)	—	—	—	—	—	83,632	91,490	58,902	45,244	54,944
Other British Possessions	—	—	—	—	—	30	207	3,905	70	50
TOTAL BRITISH EMPIRE	—	—	—	—	—	83,662	91,697	62,807	45,314	54,994
Germany	—	—	—	—	—	40,486	34,746	10,472	8,432	2,898
Belgium	—	—	—	—	—	13,616	834	..	..	..
United States of America—										
Vid Atlantic Coast	—	—	—	—	—	1,04,868	4,936	4,233	2,459	..
„ Pacific „	—	—	—	—	—	..	1,083	..	..	..
Other Foreign Countries	—	—	—	—	—	294	..	287	..	312
TOTAL FOREIGN COUNTRIES	—	—	—	—	—	1,58,664	41,599	14,992	10,891	3,210
Share of Bengal	—	—	—	—	—	*45,497*	*54,757*	*25,376*	*3,837*	*7,027*
„ *Bombay*	—	—	—	—	—	*60,058*	*56,764*	*24,827*	*33,227*	*27,422*
„ *Sind*	—	—	—	—	—	*15,469*	*5,083*	*500*	*6,111*	*8,067*
„ *Madras*	—	—	—	—	—	*4,074*	*435*	*12,966*	*4,952*	*9,581*
„ *Burma*	—	—	—	—	—	*1,17,228*	*16,257*	*14,130*	*8,078*	*5,207*
TOTAL	—	—	—	—	—	2,42,826	1,33,296	77,799	56,205	57,304
Agricultural machinery—										
Agricultural tractors and parts (III. J)—										
United Kingdom (*including* Channel Islands)	—	—	—	—	—	1,53,801	69,572	22,979	35,616	67,820
Kenya Colony	—	—	—	—	—	..	..	..	..	17,464
Canada—										
Vid Atlantic Coast	—	—	—	—	—	36,624	19,651	150	..	7,338
Commonwealth of Australia	—	—	—	—	—	..	..	..	11,009	257
Other British Possessions	—	—	—	—	—	906	232	747	4,917	137
TOTAL BRITISH EMPIRE	—	—	—	—	—	1,91,831	89,455	23,876	51,542	93,016

No. 10—*continued*

ARTICLES, AND COUNTRIES OF CONSIGNMENT; ALSO SHARE OF EACH PROVINCE	QUANTITY					VALUE				
	1929-30	1930-31	1931-32	1932-33	1933-34	1929-30	1930-31	1931-32	1932-33	1933-34
Machinery and Millwork—*continued*										
Machinery, not being ***Prime-movers*** or ***Electrical machinery***—continued						R	R	R	R	R
Agricultural machinery—*continued*										
Agricultural tractors and parts (III. J)—*continued*										
Sweden	—	—	—	—	—	99	4,824	..	24,096	..
Germany	—	—	—	—	—	3,733	6,025	10,936	13,158	20,723
Netherlands	—	—	—	—	—	..	10,496	..	87	..
Belgium	—	—	—	—	—	9,980	47,062	7,989	1,918	1,186
United States of America—										
Viâ Atlantic Coast	—	—	—	—	—	6,25,342	3,51,918	2,63,656	2,85,561	3,94,263
„ Pacific „	—	—	—	—	—	807	9,944	6,753	..	..
Other Foreign Countries	—	—	—	—	—	4,214	..	149	2,197	624
TOTAL FOREIGN COUNTRIES	—	—	—	—	—	6,44,175	4,30,269	2,89,482	3,27,017	4,16,796
Share of Bengal	—	—	—	—	—	*3,51,615*	*2,00,488*	*1,19,662*	*69,773*	*1,64,686*
„ *Bombay*	—	—	—	—	—	*2,64,102*	*1,16,454*	*34,918*	*84,318*	*1,45,054*
„ *Sind*	—	—	—	—	—	*47,079*	*35,722*	*49,835*	*1,48,280*	*1,20,816*
„ *Madras*	—	—	—	—	—	*53,330*	*64,573*	*31,593*	*4,502*	*27,330*
„ *Burma*	—	—	—	—	—	*1,19,380*	*1,02,487*	*77,350*	*71,686*	*41,925*
TOTAL	—	—	—	—	—	8,35,506	5,19,724	3,13,358	3,78,559	4,99,812
Ploughs and parts (III. J)—										
United Kingdom (*including* Channel Islands)	—	—	—	—	—	72,140	47,590	74,196	23,107	1,15,114
Other British Possessions	—	—	—	—	—	449	439	..	828	4,303
TOTAL BRITISH EMPIRE	—	—	—	—	—	72,589	48,029	74,196	23,935	1,19,417
Germany	—	—	—	—	—	1,644	1,015	243	5,518	1,348
United States of America—										
Viâ Atlantic Coast	—	—	—	—	—	1,28,168	73,343	8,892	24,689	43,471
„ Pacific „	—	—	—	—	—	..	..	..	..	11,018
Other Foreign Countries	—	—	—	—	—	..	626	230	17	5,537
TOTAL FOREIGN COUNTRIES	—	—		—	—	1,29,812	74,984	9,365	30,224	61,374
Share of Bengal	—	—	—	—	—	*33,779*	*30,498*	*19,581*	*16,838*	*22,781*
„ *Bombay*	—	—	—	—	—	*34,971*	*40,777*	*52,201*	*18,245*	*1,30,863*
„ *Sind*	—	—	—	—	—	*47,631*	*12,587*	*6,313*	*15,567*	*13,280*
„ *Madras*	—	—	—	—	—	*27,710*	*28,573*	*4,584*	*479*	*13,865*
„ *Burma*	—	—	—	—	—	*2,310*	*10,578*	*882*	*3,030*	..
TOTAL	—	—	—	—	—	2,02,401	1,23,013	83,561	54,159	1,80,791
Other sorts (III. J)—										
United Kingdom (*including* Channel Islands)	—	—	—	—	—	2,57,170	85,285	69,150	1,86,296	2,00,127
Union of South Africa	—	—	—	—	—	..	..	..	614	6,796
Other British Possessions	—	—	—	—	—	..	4,675	153	1,933	1,486
TOTAL BRITISH EMPIRE	—	—	—	—	—	2,57,170	89,96[illegible]	69,308	1,88,843	2,08,409
Germany	—	—	—	—	—	1,14,873	79,128	28,398	58,582	91,922
Netherlands	—	—	—	—	—	..	..	..	7,051	..
United States of America—										
Viâ Atlantic Coast	—	—	—	—	—	80,381	32,619	20,481	11,139	28,112
„ Pacific „	—	—	—	—	—	..	..	100	..	55
Other Foreign Countries	—	—	—	—	—	8,387	1,856	205	184	4,768
TOTAL FOREIGN COUNTRIES	—	—	—	—	—	2,03,641	1,13,603	49,184	76,956	1,24,917

No. 10—*continued*

ARTICLES, AND COUNTRIES OF CONSIGNMENT; ALSO SHARE OF EACH PROVINCE	Quantity					Value				
	1929-30	1930-31	1931-32	1932-33	1933-34	1929-30	1930-31	1931-32	1932-33	1933-34
Machinery and Millwork—*continued*										
Machinery, not being *Prime-movers or Electrical machinery*—continued						R	R	R	R	R
Agricultural machinery—*continued*.										
Other sorts (III. J)—*continued*.										
Share of Bengal	—	—	—	—	—	*17,457*	*3,661*	*6,118*	*44,433*	*64,858*
„ *Bombay*	—	—	—	—	—	*66,468*	*37,090*	*43,638*	*23,928*	*27,124*
„ *Sind*	—	—	—	—	—	*2,44,680*	*1,25,141*	*42,057*	*1,54,369*	*1,61,119*
„ *Madras*	—	—	—	—	—	*79,828*	*16,076*	*25,642*	*39,803*	*77,478*
„ *Burma*	—	—	—	—	—	*52,343*	*21,595*	*1,032*	*3,266*	*2,751*
TOTAL	—	—	—	—	—	4,60,811	2,03,563	1,18,487	2,65,799	3,33,326
Total Agricultural machinery—										
United Kingdom (*including* Channel Islands)	—	—	—	—	—	4,83,111	2,02,447	1,66,325	2,45,019	3,83,001
Kenya Colony	—	—	—	—	—	30	..	..	..	7,464
Union of South Africa	—	—	—	—	—	150	..	..	5,603	8,044
Canada—										
Vid Atlantic Coast	—	—	—	—	—	36,624	19,651	150	..	11,493
Commonwealth of Australia	—	—	—	—	—	..	4,075	..	11,009	257
Other British Possessions	—	—	—	—	—	1,175	671	900	2,689	523
TOTAL BRITISH EMPIRE	—	—	—	—	—	5,21,090	2,27,444	1,67,375	2,64,320	4,10,842
Sweden	—	—	—	—	—	305	4,824	..	24,096	..
Germany	—	—	—	—	—	1,20,250	86,168	39,577	77,258	1,13,093
Netherlands	—	—	—	—	—	..	10,496	205	7,138	..
Belgium	—	—	—	—	—	14,079	47,062	7,988	1,918	9,741
United States of America— *Vid* Atlantic Coast	—	—	—	—	—	3,33,891	4,57,880	2,93,029	3,21,389	4,65,906
„ Pacific „	—	—	—	—	—	807	9,944	6,858	..	11,073
Other Foreign Countries	—	—	—	—	—	8,296	2,482	379	2,398	2,374
TOTAL FOREIGN COUNTRIES	—	—	—	—	—	9,77,628	6,18,856	3,48,031	4,34,197	6,03,087
Share of Bengal	—	—	—	—	—	*4,02,881*	*2,34,647*	*1,45,361*	*1,31,044*	*2,52,325*
„ *Bombay*	—	—	—	—	—	*4,15,541*	*1,94,321*	*1,30,757*	*1,26,491*	*3,03,044*
„ *Sind*	—	—	—	—	—	*3,39,390*	*1,73,450*	*98,205*	*3,18,216*	*2,95,215*
„ *Madras*	—	—	—	—	—	*1,60,868*	*1,09,222*	*61,819*	*44,784*	*1,18,667*
„ *Burma*	—	—	—	—	—	*1,80,038*	*1,34,660*	*79,264*	*77,982*	*44,678*
TOTAL	—	—	—	—	—	14,98,718	8,46,300	5,15,406	6,98,517	10,13,929
Boilers (III. J)—										
United Kingdom (*including* Channel Islands)	—	—	—	—	—	1,03,97,570	85,28,216	47,18,144	41,08,175	59,12,890
Ceylon (*excluding* Maldives)	—	—	—	—	—	..	270	7,254	8,472	..
Commonwealth of Australia	—	—	—	—	—	..	958	..	3,667	6,379
Other British Possessions	—	—	—	—	—	193	492	389	87	24
TOTAL BRITISH EMPIRE	—	—	—	—	—	1,03,97,763	85,29,936	47,25,787	41,20,351	59,19,293
Sweden	—	—	—	—	—	777	97	69,576	36,457	22,340
Poland (*including* Dantzig)	—	—	—	—	—	..	..	4,101	15,614	213
Germany	—	—	—	—	—	2,20,614	9,61,257	7,08,521	1,10,331	1,63,631
Netherlands	—	—	—	—	—	66,642	2,353	2,422	45,611	1,94,859
Belgium	—	—	—	—	—	1,00,649	68,091	12,322	14,392	5,178
France	—	—	—	—	—	22,140	16,684	49,307	41,720	24,132
Switzerland	—	—	—	—	—	..	..	..	779	..
Italy (*including* Fiume)	—	—	—	—	—	1,941	13,068	2,327	2,026	80,250
Czechoslovakia	—	—	—	—	—	835	397	6,020	1,02,467	1,76,259
Japan	—	—	—	—	—	1,227	20	6,362	1,338	12,881
United States of America—										
Vid Atlantic Coast	—	—	—	—	—	73,501	74,115	31,520	19,029	38,783
„ Pacific „	—	—	—	—	—	..	7,105	..	..	..
Other Foreign Countries	—	—	—	—	—	2,600	1,450	2,544	3,139	2,701
TOTAL FOREIGN COUNTRIES	—	—	—	—	—	4,90,926	11,44,617	8,90,024	3,92,803	6,66,226

No. 10—*continued*

ARTICLES, AND COUNTRIES OF CONSIGNMENT; ALSO SHARE OF EACH PROVINCE	QUANTITY					VALUE				
	1929-30	1930-31	1931-32	1932-33	1933-34	1929-30	1930-31	1931-32	1932-33	1933-34
						R	R	R	R	R
Machinery and Millwork—*continued*										
Machinery, not being *Prime-movers or Electrical machinery*—continued										
Boilers (III. J)—*continued*										
Share of Bengal	—	—	—	—	—	74,22,790	61,56,465	28,33,948	16,31,735	34,70,215
„ *Bombay*	—	—	—	—	—	19,71,904	19,67,909	15,46,442	17,39,711	20,46,253
„ *Sind*	—	—	—	—	—	2,70,652	5,79,844	1,75,496	45,962	5,26,040
„ *Madras*	—	—	—	—	—	5,47,408	4,22,481	2,96,589	9,45,844	3,51,338
„ *Burma*	—	—	—	—	—	6,75,935	5,47,854	4,63,336	1,49,902	1,91,673
TOTAL	—	—	—	—	—	1,08,88,689	96,74,553	56,15,811	45,13,154	65,85,519
Boot and shoe manufacturing machinery (III. J)—										
United Kingdom (*including* Channel Islands)	—	—	—	—	—	3,619	18,732	3,731	29,566	21,191
Canada—										
Viâ Atlantic Coast	—	—	—	—	—	..	..	..	864	..
TOTAL BRITISH EMPIRE	—	—	—	—	—	3,619	18,732	3,731	30,430	21,191
Germany	—	—	—	—	—	..	825	10,422	393	4,618
Switzerland	—	—	—	—	—	..	6,527	..	..	..
Italy (*including* Fiume)	—	—	—	—	—	..	..	..	..	12,503
Japan	—	—	—	—	—	..	..	288	12,249	24,313
United States of America—										
Viâ Atlantic Coast	—	—	—	—	—	..	..	..	5,411	4,681
Other Foreign Countries	—	—	—	—	—	..	..	476	..	2,166
TOTAL FOREIGN COUNTRIES	—	—	—	—	—	..	7,352	13,186	18,053	48,281
Share of Bengal	—	—	—	—	—	1,620	237	2,638	23,224	62,782
„ *Bombay*	—	—	—	—	—	1,999	23,944	14,279	20,923	6,690
„ *Sind*	—	—	—	—	—	..	..	..	4,336	..
„ *Madras*	—	—	—	—	—	..	1,903	..	..	..
TOTAL	—	—	—	—	—	3,619	26,084	16,917	48,483	69,472
Leather tanning and curing machinery (III. J)—										
United Kingdom (*including* Channel Islands)	—	—	—	—	—	79,113	82,391	43,077	34,933	23,798
Commonwealth of Australia	—	—	—	—	—	..	..	..	137	..
TOTAL BRITISH EMPIRE	—	—	—	—	—	79,113	82,391	43,077	35,070	23,798
Germany	—	—	—	—	—	61,165	4,523	1,657	7,455	12,801
Netherlands	—	—	—	—	—	..	..	..	7,962	..
United States of America—										
Viâ Atlantic Coast	—	—	—	—	—	6,093	1,674	2,984	3,797	3,657
Other Foreign Countries	—	—	—	—	—	..	448	..	1,292	..
TOTAL FOREIGN COUNTRIES	—	—	—	—	—	67,258	6,645	4,641	20,496	16,458
Share of Bengal	—	—	—	—	—	67,706	60,387	31,500	35,524	20,759
„ *Bombay*	—	—	—	—	—	2,821	3,183	3,460	1,324	3,654
„ *Sind*	—	—	—	—	—	51,317	..	..	7,962	5,974
„ *Madras*	—	—	—	—	—	24,527	25,466	12,753	10,756	10,069
TOTAL	—	—	—	—	—	1,46,371	89,036	47,713	55,566	40,256

No. 10—*continued*

ARTICLES, AND COUNTRIES OF CONSIGNMENT; ALSO SHARE OF EACH PROVINCE	QUANTITY					VALUE				
	1929-30	1930-31	1931-32	1932-33	1933-34	1929-30	1930-31	1931-32	1932-33	1933-34
						R	R	R	R	R
Machinery and Millwork—*continued*										
Machinery, not being *Prime-movers* or *Electrical machinery*—continued										
Metal working machinery (*including* machine tools) (III. J)—										
United Kingdom (*including* Channel Islands)	—	—	—	—	—	24,15,930	21,96,148	13,84,647	10,48,710	11,91,382
Straits Settlements	—	—	—	—	—	824	3,162	865	5,362	3,435
Commonwealth of Australia	—	—	—	—	—	..	..	44,091	..	..
Other British Possessions	—	—	—	—	—	1,857	3,503	2,092	1,967	1,103
TOTAL BRITISH EMPIRE	—	—	—	—	—	24,18,611	22,02,813	14,32,595	10,56,048	11,95,920
Sweden	—	—	—	—	—	8,127	2,918	213	1,137	8,510
Denmark	—	—	—	—	—	6,034	14,246	12,319	1,569	1,742
Germany	—	—	—	—	—	3,15,330	1,87,759	2,77,684	2,92,640	2,63,579
Netherlands	—	—	—	—	—	1,45,320	1,61,553	1,006	474	5,443
Belgium	—	—	—	—	—	12,245	4,040	9,888	3,070	3,314
France	—	—	—	—	—	17,380	10,825	1,171	2,157	11,619
Italy (*including* Fiume)	—	—	—	—	—	16,006	23,061	4,626	4,226	6,069
Austria	—	—	—	—	—	22,844	8,593	2,644	1,008	836
Czechoslovakia	—	—	—	—	—	8,736	20,017	4,010	2,208	1,947
Japan	—	—	—	—	—	1,347	7,402	108	3,154	4,717
United States of America—*Vid* Atlantic Coast	—	—	—	—	—	5,89,850	3,52,687	1,73,859	1,13,486	82,266
„ Pacific „	—	—	—	—	—	10,661	..	871	..	616
Other Foreign Countries	—	—	—	—	—	1,806	1,992	2,866	440	981
TOTAL FOREIGN COUNTRIES	—	—	—	—	—	11,54,746	7,94,888	4,01,215	4,25,564	3,91,538
Share of Bengal	—	—	—	—	—	*3,43,679*	*1,32,581*	*1,38,391*	*20,696*	*11,757*
„ *Bombay*	—	—	—	—	—	*19,61,008*	*15,28,302*	*10,32,034*	*11,69,289*	*10,74,759*
„ *Sind*	—	—	—	—	—	*6,33,809*	*1,74,900*	*2,26,174*	*1,40,365*	*2,89,390*
„ *Madras*	—	—	—	—	—	*1,46,789*	*5,86,630*	*2,76,546*	*70,732*	*39,078*
„ *Burma*	—	—	—	—	—	*4,88,072*	*5,75,338*	*2,50,665*	*80,532*	*1,72,474*
TOTAL	—	—	—	—	—	35,73,357	29,97,701	19,23,810	14,81,612	15,87,458
Mining machinery—										
Coal (III. J)—										
United Kingdom (*including* Channel Islands)	—	—	—	—	—	4,97,152	6,02,730	1,84,504	2,73,806	2,94,619
Germany	—	—	—	—	—	..	7,112	..	289	..
Belgium	—	—	—	—	—	717	15,764	..	..	..
United States of America—*Vid* Atlantic Coast	—	—	—	—	—	3,18,410	1,99,152	1,16,879	20,280	24,648
„ Pacific „	—	—	—	—	—	..	..	..	..	1,872
Other Foreign Countries	—	—	—	—	—	..	83	..	1,497	74
TOTAL FOREIGN COUNTRIES	—	—	—	—	—	8,19,127	2,22,111	1,16,879	22,066	26,594
Share of Bengal	—	—	—	—	—	*8,03,408*	*7,97,256*	*2,85,369*	*2,68,374*	*2,87,322*
„ *Bombay*	—	—	—	—	—	*96*	*386*	*6,795*	*6,798*	*31,121*
„ *Madras*	—	—	—	—	—	*13,775*	*27,199*	*9,339*	*19,700*	*2,770*
TOTAL	—	—	—	—	—	8,16,279	8,24,841	3,01,383	2,95,372	3,21,213
Other sorts (III. J)—										
United Kingdom (*including* Channel Islands)	—	—	—	—	—	16,62,282	35,84,516	37,10,228	22,98,917	18,50,330
Ceylon (*excluding* Maldives)	—	—	—	—	—	..	..	12,716	..	..
Straits Settlements	—	—	—	—	—	35,818	67,425	22,429	33,018	60,457
Union of South Africa	—	—	—	—	—	..	..	2,812	..	..
Commonwealth of Australia	—	—	—	—	—	..	9,380	..	..	..
TOTAL BRITISH EMPIRE	—	—	—	—	—	16,98,100	36,61,321	37,48,185	23,31,935	19,10,787

No. 10—*continued*

ARTICLES, AND COUNTRIES OF CONSIGNMENT; ALSO SHARE OF EACH PROVINCE	Quantity					Value				
	1929-30	1930-31	1931-32	1932-33	1933-34	1929-30	1930-31	1931-32	1932-33	1933-34
						R	R	R	R	R
Machinery and Millwork—*continued*										
Machinery, not being Prime-movers or Electrical machinery—continued										
Mining machinery—*continued*										
Other sorts (III. J)—*contd.*										
Germany	—	—	—	—	—	90,000	..	56,503	507	168
Belgium	—	—	—	—	—	1,97,823	83,817	6,63,451	87,470	47,941
United States of America—*Vid* Atlantic Coast	—	—	—	—	—	27,74,769	23,77,663	13,79,462	6,55,594	6,01,327
„ Pacific „	—	—	—	—	—	5,44,755	4,60,857	4,03,158	4,17,726	2,99,005
Other foreign countries	—	—	—	—	—	..	..	..	..	4,001
TOTAL FOREIGN COUNTRIES	—	—	—	—	—	30,07,347	29,21,817	25,02,574	11,61,297	10,12,042
Share of Bengal	—	—	—	—	—	*280*	*47,260*	*5,781*	..	*1,12,647*
„ *Bombay*	—	—	—	—	—	*1,08,322*	*1,02,367*	*55,621*	*73,019*	*42,358*
„ *Sind*	—	—	—	—	—	*14,41,831*	*7,00,763*	*5,41,441*	*3,70,625*	*3,61,853*
„ *Madras*	—	—	—	—	—	*1,13,441*	*1,17,930*	*49,167*	*87,110*	*1,14,907*
„ *Burma*	—	—	—	—	—	*36,41,573*	*56,14,768*	*55,68,749*	*29,62,435*	*23,61,346*
TOTAL	—	—	—	—	—	53,05,447	66,83,188	62,50,759	34,93,232	30,23,319
Total Mining Machinery—										
United Kingdom (*including* Channel Islands)	—	—	—	—	—	21,59,434	41,87,246	38,04,732	25,72,223	21,44,949
Ceylon (*excluding* Maldives)	—	—	—	—	—	..	..	12,716	..	..
Straits Settlements	—	—	—	—	—	35,818	67,425	23,429	38,018	60,457
Union of South Africa	—	—	—	—	—	..	..	2,812	..	..
Commonwealth of Australia	—	—	—	—	—	..	9,380	..	..	..
TOTAL BRITISH EMPIRE	—	—	—	—	—	21,95,252	42,64,051	39,32,689	26,05,241	22,05,406
Germany	—	—	—	—	—	90,000	7,112	56,503	796	168
Belgium	—	—	—	—	—	1,98,540	99,081	6,63,451	87,470	47,941
United States of America—*Vid* Atlantic Coast	—	—	—	—	—	30,93,179	25,76,515	14,96,341	6,75,874	6,85,978
„ Pacific „	—	—	—	—	—	5,44,755	4,60,161	4,03,158	4,17,726	3,00,967
Other Foreign Countries	—	—	—	—	—	..	759	..	1,497	4,075
TOTAL FOREIGN COUNTRIES	—	—	—	—	—	39,26,474	31,43,928	26,19,453	11,83,363	10,39,129
Share of Bengal	—	—	—	—	—	*3,02,688*	*3,44,616*	*2,81,140*	*2,61,874*	*3,99,949*
„ *Bombay*	—	—	—	—	—	*1,08,418*	*1,02,753*	*92,416*	*79,310*	*73,473*
„ *Sind*	—	—	—	—	—	*14,41,831*	*7,00,763*	*5,41,441*	*3,70,625*	*3,61,853*
„ *Madras*	—	—	—	—	—	*1,27,216*	*1,45,179*	*58,396*	*1,06,810*	*1,49,677*
„ *Burma*	—	—	—	—	—	*36,41,573*	*56,14,768*	*55,68,749*	*29,62,435*	*23,61,346*
TOTAL	—	—	—	—	—	61,21,726	74,07,979	65,52,142	37,80,604	2,44,[illegible]2
Oil crushing and refining machinery (III. J)—										
United Kingdom (*including* Channel Islands)	—	—	—	—	—	28,75,974	24,40,530	18,08,239	12,90,954	18,49,389
Germany	—	—	—	—	—	10,30,865	5,56,481	7,86,949	5,23,094	5,66,246
Netherlands	—	—	—	—	—	51,570	75,823	43,413	21,141	14,564
Belgium	—	—	—	—	—	4,802	19,386	1,59,610	24,867	1,618
France	—	—	—	—	—	44,047	5,418	12,527	6,448	1,245
Switzerland	—	—	—	—	—	13,559	556	7,675	..	2,831
Italy (*including* Fiume)	—	—	—	—	—	11,258	15,447	20,440	642	2,843
Philippines	—	—	—	—	—	..	15,249	..	..	1,540
Egypt	—	—	—	—	—	10,075	..	..	..	..
United States of America—*Vid* Atlantic Coast	—	—	—	—	—	76,522	3,38,730	3,44,669	84,325	98,352
„ Pacific „	—	—	—	—	—	1,43,408	5,16,244	3,09,910	21,735	1,58,709
Other Foreign Countries	—	—	—	—	—	1,220	1,367	4,875	2,461	1,782
TOTAL FOREIGN COUNTRIES	—	—	—	—	—	13,87,326	15,44,701	[illegible]	[illegible]	[illegible]

No. 10—*continued*

ARTICLES, AND COUNTRIES OF CONSIGNMENT; ALSO SHARE OF EACH PROVINCE	QUANTITY					VALUE				
	1929-30	1930-31	1931-32	1932-33	1933-34	1929-30	1930-31	1931-32	1932-33	1933-34
						R	R	R	R	R
Machinery and Millwork—*continued*										
***Machinery*, not being *Prime-movers* or *Electrical machinery*—continued**										
Oil crushing and refining machinery (III. J)—*continued*										
Share of Bengal	—	—	—	—	—	*24,64,472*	*14,71,470*	*9,15,681*	*9,23,342*	*11,46,630*
„ *Bombay*	—	—	—	—	—	*9,17,554*	*9,34,131*	*3,37,578*	*4,54,679*	*4,63,263*
„ *Sind*	—	—	—	—	—	*2,00,934*	*39,466*	*34,636*	*49,964*	*12,019*
„ *Madras*	—	—	—	—	—	*63,051*	*24,854*	*4,596*	*19,439*	*5,720*
„ *Burma*	—	—	—	—	—	*6,17,289*	*22,16,310*	*22,54,606*	*4,52,747*	*10,72,462*
TOTAL	—	—	—	—	—	42,63,300	39,85,231	35,47,097	19,00,171	26,99,096
Paper mill machinery (III. J)—										
United Kingdom (*including* Channel Islands)	—	—	—	—	—	6,67,625	6,70,347	5,83,340	4,85,060	8,56,362
Canada—										
Vid Atlantic Coast	—	—	—	—	—	..	..	..	..	70,937
TOTAL BRITISH EMPIRE	—	—	—	—	—	6,67,625	6,70,347	5,83,340	4,85,060	9,27,299
Sweden	—	—	—	—	—	8,610	11,926	13,525	8,321	7,945
Germany	—	—	—	—	—	17,385	30,136	27,898	26,802	46,002
Belgium	—	—	—	—	—	4,456	4,363	2,047	1,894	26,553
United States of America—										
Vid Atlantic Coast	—	—	—	—	—	10,075	8,637	1,727	3,028	90,317
Other Foreign Countries	—	—	—	—	—	5,191	6,631	4,260	6,132	4,507
TOTAL FOREIGN COUNTRIES	—	—	—	—	—	40,717	61,693	48,957	46,177	1,75,324
Share of Bengal	—	—	—	—	—	*5,92,932*	*6,82,111*	*6,00,747*	*4,95,514*	*10,63,559*
„ *Bombay*	—	—	—	—	—	*25,931*	*30,803*	*26,308*	*33,699*	*35,935*
„ *Sind*	—	—	—	—	—	*60,640*	..	..	..	..
„ *Madras*	—	—	—	—	—	*6,756*	*19,126*	*5,342*	*2,084*	*3,079*
„ *Burma*	—	—	—	—	—	*22,033*	..	..	..	..
TOTAL	—	—	—	—	—	7,08,342	7,32,040	6,32,297	5,31,287	11,02,623
Pumping Machinery (III J)—										
United Kingdom (*including* Channel Islands)	—	—	—	—	—	—	—	—	—	13,44,582
Straits Settlements	—	—	—	—	—	—	—	—	—	10,228
Other British Possessions	—	—	—	—	—	—	—	—	—	1,589
TOTAL BRITISH EMPIRE	—	—	—	—	—	—	—	—	—	13,56,399
Germany	—	—	—	—	—	—	—	—	—	1,26,857
Netherlands	—	—	—	—	—	—	—	—	—	37,455
Belgium	—	—	—	—	—	—	—	—	—	30,536
France	—	—	—	—	—	—	—	—	—	12,884
Italy (*including* Fiume)	—	—	—	—	—	—	—	—	—	41,442
Austria	—	—	—	—	—	—	—	—	—	7,116
Japan	—	—	—	—	—	—	—	—	—	20,576
United States of America—										
Vid Atlantic Coast	—	—	—	—	—	—	—	—	—	2,73,011
„ Pacific Coast	—	—	—	—	—	—	—	—	—	73,816
Other Foreign Countries	—	—	—	—	—	—	—	—	—	14,496
TOTAL FOREIGN COUNTRIES „	—	—	—	—	—	—	—	—	—	6,37,689

No. 10—*continued*

ARTICLES, AND COUNTRIES OF CONSIGNMENT; ALSO SHARE OF EACH PROVINCE	QUANTITY					VALUE				
	1929-30	1930-31	1931-32	1932-33	1933-34	1929-30	1930-31	1931-32	1932-33	1933-34
						R	R	R	R	R
Machinery and Millwork—*continued*										
***Machinery*, not being *Prime-movers* or *Electrical machinery*—continued**										
Pumping Machinery (III-J)—*continued*										
Share of Bengal	—	—	—	—	—	—	—	—	—	*5,06,551*
,, *Bombay*	—	—	—	—	—	—	—	—	—	*5,44,336*
,, *Sind*	—	—	—	—	—	—	—	—	—	*1,46,251*
,, *Madras*	—	—	—	—	—	—	—	—	—	*1,44,626*
,, *Burma*	—	—	—	—	—	—	—	—	—	*3,37,448*
TOTAL	—	—	—	—	—	—	—	—	—	19,94,088
Refrigerating machinery (III. J)—										
United Kingdom (*including* Channel Islands)	—	—	—	—	..	2,39,968	5,42,835	1,05,829	1,16,068	1,00,670
Canada—										
Vid Atlantic Coast	—	—	—	—	..	..	660	7,176	..	..
Other British Possessions	—	—	—	—	—	4,150	300	442	150	28
TOTAL BRITISH EMPIRE	—	—	—	—	—	2,44,118	5,43,795	1,13,441	1,16,218	1,00,797
Denmark	—	—	—	—	—	7,798	2,556	5,276	2,167	20,188
Germany	—	—	—	—	—	17,867	14,018	13,061	57,826	18,846
Belgium	—	—	—	—	—	382	6,868	..	727	..
Portugal (*including* Azores and Madeira)	—	—	—	—	—	..	..	..	..	5,684
Switzerland	—	—	—	—	—	..	1,048	..	110	20,393
Italy (*including* Fiume)	—	—	—	—	—	..	6,873	6,940	766	700
United States of America—										
Vid Atlantic Coast	—	—	—	—	—	17,47,693	16,46,365	6,46,915	7,05,296	7,65,776
,, Pacific ,,	—	—	—	—	—	1,649	119	1,891	318	..
Other Foreign Countries	—	—	—	—	—	5,222	3,123	1,822	1,582	4,502
TOTAL FOREIGN COUNTRIES	—	—	—	—	—	17,80,111	16,80,473	6,76,025	7,69,236	8,41,649
Share of Bengal	—	—	—	—	—	*9,03,379*	*6,66,655*	*3,22,764*	*1,73,192*	*2,19,042*
,, *Bombay*	—	—	—	—	—	*6,44,268*	*6,35,184*	*4,25,526*	*5,12,893*	*5,84,159*
,, *Sind*	—	—	—	—	—	*2,02,691*	*2,05,218*	*1,66,810*	*2,09,668*	*95,160*
,, *Madras*	—	—	—	—	—	*69,939*	*99,749*	*23,847*	*4,293*	*55,831*
,, *Burma*	—	—	—	—	—	*2,13,663*	*3,67,167*	*61,819*	*26,863*	*23,102*
TOTAL	—	—	—	—	—	20,24,229	22,24,267	9,89,466	9,85,489	9,48,296
Rice and flour mill machinery (III. J)—										
United Kingdom (*including* Channel Islands)	—	—	—	—	—	11,51,146	14,47,263	5,20,197	3,55,061	3,57,516
Straits Settlements	—	—	—	—	—	6,902	1,703	1,421	5,053	3,419
Other British Possessions	—	—	—	—	—	614	..	..	1,075	208
TOTAL BRITISH EMPIRE	—	—	—	—	—	11,58,662	14,49,066	5,21,618	3,61,187	3,61,134
Denmark	—	—	—	—	—	46,168	40,653	32,956	23,513	22,913
Germany	—	—	—	—	—	6,90,500	4,10,413	2,99,014	3,41,785	1,51,606
Netherlands	—	—	—	—	—	2,628	2,065	5,375	16,972	10,186
Belgium	—	—	—	—	—	59,727	29,594	9,562	17,266	15,991
France	—	—	—	—	—	14,406	10,754	7,968	11,316	2,317
Switzerland	—	—	—	—	—	67,348	54,564	6,201	29,535	26,075
Italy (*including* Fiume)	—	—	—	—	—	27,259	47,069	13,891	14,532	1,780
Austria	—	—	—	—	—	9,462	2,965	2,196	1,668	1,082
Czechoslovakia	—	—	—	—	—	4,230	5,953	865	..	..
United States of America—										
Vid Atlantic Coast	—	—	—	—	—	2,81,892	1,47,712	1,04,324	62,698	66,860
Other Foreign Countries	—	—	—	—	—	4,548	215	1,291	842	2,426
TOTAL FOREIGN COUNTRIES	—	—	—	—	—	12,16,029	7,32,008	4,22,995	5,19,924	2,99,992

No. 10—*continued*

ARTICLES, AND COUNTRIES OF CONSIGNMENT; ALSO SHARE OF EACH PROVINCE	QUANTITY					VALUE				
	1929-30	1930-31	1931-32	1932-33	1933-34	1929-30	1930-31	1931-32	1932-33	1933-34
						R	R	R	R	R
Machinery and Millwork—*continued*										
***Machinery*, not being *Prime-movers* or *Electrical machinery*—continued**										
Rice and flour mill machinery (III. J)—*continued*										
Share of Bengal	—	—	—	—	—	*5,29,562*	*4,37,519*	*2,19,886*	*2,01,553*	*2,11,529*
„ *Bombay*	—	—	—	—	—	*4,01,893*	*2,32,152*	*1,61,690*	*1,35,816*	*1,03,595*
„ *Sind*	—	—	—	—	—	*3,98,873*	*5,14,943*	*2,74,193*	*1,77,413*	*54,766*
„ *Madras*	—	—	—	—	—	*4,66,446*	*2,98,957*	*1,85,773*	*2,08,017*	*1,97,289*
„ *Burma*	—	—	—	—	—	*5,77,917*	*6,97,498*	*1,63,062*	*1,58,292*	*88,943*
TOTAL	—	—	—	—	—	23,74,691	21,81,069	10,04,603	8,81,091	6,61,116
Saw mill and wood working machinery (III. J)—										
United Kingdom (*including* Channel Islands)	—	—	—	—	—	6,16,841	3,88,258	2,27,447	2,22,179	2,37,769
Other British Possessions	—	—	—	—	—	731	..	242	47	48
TOTAL BRITISH EMPIRE	—	—	—	—	—	6,17,572	3,88,258	2,27,689	2,22,226	2,37,817
Germany	—	—	—	—	—	25,689	16,410	23,580	23,030	28,809
Belgium	—	—	—	—	—	8,035	7,382	3,598	7,983	2,603
France	—	—	—	—	—	25,149	13,020	4,793	2,408	4,969
Switzerland	—	—	—	—	—	17,899	..	..	98	101
United States of America—										
Vid Atlantic Coast	—	—	—	—	—	1,98,956	2,58,835	32,055	15,749	12,302
„ Pacific „	—	—	—	—	—	..	543	1,823	..	..
Other Foreign Countries	—	—	—	—	—	4,037	2,066	2,654	7,496	3,756
TOTAL FOREIGN COUNTRIES	—	—	—	—	—	2,74,765	2,98,858	68,503	56,764	52,540
Share of Bengal	—	—	—	—	—	*2,02,162*	*57,570*	*34,652*	*33,348*	*23,154*
„ *Bombay*	—	—	—	—	—	*1,86,352*	*1,58,239*	*98,600*	*51,795*	*69,468*
„ *Sind*	—	—	—	—	—	*63,683*	*27,618*	*17,825*	*25,573*	*19,296*
„ *Madras*	—	—	—	—	—	*80,855*	*69,086*	*58,253*	*32,491*	*26,185*
„ *Burma*	—	—	—	—	—	*2,59,285*	*3,74,601*	*56,562*	*1,30,483*	*1,52,164*
TOTAL	—	—	—	—	—	8,92,337	6,87,114	2,96,192	2,78,990	2,90,357
Sewing and knitting machines (III. J)—	No.	No.	No.	No.	No.					
United Kingdom (*including* Channel Islands)	48,963	37,058	32,346	27,838	30,804	54,70,613	40,01,354	34,78,724	29,17,217	31,82,705
Other British Possessions	68	73	70	44	45	4,442	4,460	3,693	1,842	2,953
TOTAL BRITISH EMPIRE	49,031	37,131	32,416	27,882	30,849	54,84,055	40,05,814	34,82,417	29,19,059	31,85,658
Sweden	76	25	8	18	6	8,299	2,247	811	6,693	1,414
Germany	10,099	14,823	12,566	10,681	13,795	16,04,344	12,48,704	10,28,779	9,95,953	11,09,028
France	74	28	13	..	1	25,925	2,105	11,816	..	703
Portugal (*including* Azores and Madeira)	..	..	1	..	..	..	..	5,226	..	..
Switzerland	113	107	42	1	6	17,402	7,472	2,790	292	454
Italy (*including* Fiume)	7	14	17	5	..	831	4,328	5,793	2,107	..
Japan	23	33	107	130	822	5,545	16,881	66,498	26,901	22,455
United States of America—										
Vid Atlantic Coast	234	40	94	297	331	66,101	27,171	39,009	1,10,060	91,785
„ Pacific „	1	3	2	..	..	130	310	111	..	..
Other Foreign Countries	22	18	56	95	76	1,407	1,133	3,066	5,418	9,034
TOTAL FOREIGN COUNTRIES	10,649	15,091	12,901	11,227	15,037	17,29,984	13,10,441	11,63,899	11,47,429	12,34,873

No. 10—*continued*

ARTICLES, AND COUNTRIES OF CONSIGNMENT; ALSO SHARE OF EACH PROVINCE	QUANTITY					VALUE				
	1929-30	1930-31	1931-32	1932-33	1933-34	1929-30	1930-31	1931-32	1932-33	1933-34
						R	R	R	R	R
Machinery and Millwork—*continued*										
Machinery, not being *Prime movers* or *Electrical machinery*—continued										
Sewing and knitting machines (III. J)—*continued*	No.	No.	No.	No.	No.					
Share of Bengal	19,120	13,625	9,929	9,339	17,935	20,67,261	14,41,602	10,81,276	9,67,654	13,73,116
,, *Bombay*	15,667	12,292	10,660	10,039	13,362	18,19,314	12,23,756	11,02,650	11,18,826	12,16,645
,, *Sind*	20,672	15,787	19,179	12,453	12,405	19,02,290	14,73,601	18,18,861	12,42,056	9,03,744
,, *Madras*	9,496	6,142	2,974	4,877	6,900	10,47,534	6,69,253	3,15,560	4,89,151	5,53,570
,, *Burma*	3,725	4,376	2,675	3,346	4,294	3,77,640	5,09,043	3,29,969	2,49,103	3,66,156
TOTAL	68,080	52,222	45,317	39,109	54,886	72,14,039	53,16,255	46,46,316	40,66,485	44,20,531
Parts of sewing and knitting machines and accessories (III. J)—										
United Kingdom (*including* Channel Islands)	—	—	—	—	—	12,20,080	4,13,282	3,13,287	2,50,025	3,57,372
Commonwealth of Australia	—	—	—	—	—	..	..	12,552	..	..
Other British Possessions	—	—	—	—	—	477	610	657	63	667
TOTAL BRITISH EMPIRE	—	—	—	—	—	12,20,557	4,13,892	3,26,596	2,50,088	3,58,039
Germany	—	—	—	—	—	96,219	1,23,210	1,08,271	1,90,027	2,23,829
Belgium	—	—	—	—	—	6,649	2,118	4,468	..	..
Japan	—	—	—	—	—	857	3,602	4,293	7,751	5,714
United States of America—										
Vid Atlantic Coast	—	—	—	—	—	7,648	7,709	3,920	5,235	12,254
Other Foreign Countries	—	—	—	—	—	3,099	2,131	10,461	827	11,335
TOTAL FOREIGN COUNTRIES	—	—	—	—	—	1,14,472	1,38,860	1,25,813	2,03,940	2,53,131
Share of Bengal	—	—	—	—	—	*1,71,183*	*1,24,738*	*1,05,971*	*74,046*	*1,60,932*
,, *Bombay*	—	—	—	—	—	*1,23,084*	*1,27,333*	*89,241*	*1,19,866*	*97,494*
,, *Sind*	—	—	—	—	—	*1,60,416*	*1,55,695*	*1,72,933*	*1,35,795*	*2,24,531*
,, *Madras*	—	—	—	—	—	*1,11,578*	*81,020*	*26,711*	*20,561*	*52,816*
,, *Burma*	—	—	—	—	—	*7,68,798*	*62,976*	*57,553*	*56,260*	*71,099*
TOTAL	—	—	—	—	—	13,35,059	5,52,762	4,52,408	4,54,526	6,11,170
Sugar machinery (III. J)—										
United Kingdom (*including* Channel Islands)	—	—	—	—	—	8,49,343	10,82,836	26,22,991	91,48,018	1,95,87,559
Straits Settlements	—	—	—	—	—	..	..	..	..	6,528
Other British Possessions	—	—	—	—	—	1,226	..	..	38	..
TOTAL BRITISH EMPIRE	—	—	—	—	—	8,50,569	10,82,836	26,22,991	91,48,056	1,95,94,087
Germany	—	—	—	—	—	8,332	23,233	1,18,970	17,83,649	33,11,442
Netherlands	—	—	—	—	—	..	..	..	10,88,971	60,53,605
Belgium	—	—	—	—	—	3,110	..	23,751	31,76,262	34,79,283
France	—	—	—	—	—	30,421	2,30,323	2,22,297	26,880	39,541
Italy (*including* Fiume)	—	—	—	—	—	..	..	..	231	13,444
Czechoslovakia	—	—	—	—	—	..	..	..	66,019	11,13,491
Java	—	—	—	—	—	..	..	..	..	5,542
United States of America—										
Vid Atlantic Coast	—	—	—	—	—	28,922	32,724	27,382	16,324	22,021
Other Foreign Countries	—	—	—	—	—	625	..	350	2,734	6,348
TOTAL FOREIGN COUNTRIES	—	—	—	—	—	70,510	2,86,280	3,91,452	61,63,070	1,60,44,727

No. 10—*continued*

ARTICLES, AND COUNTRIES OF CONSIGNMENT; ALSO SHARE OF EACH PROVINCE	QUANTITY					VALUE				
	1929-30	1930-31	1931-32	1932-33	1933-34	1929-30	1930-31	1931-32	1932-33	1933-34
Machinery and Millwork—*continued*						R	R	R	R	R
***Machinery*, not being *Prime-movers* or *Electrical machinery*—continued**										
Sugar machinery (III. J)—*contd.*										
Share of Bengal	—	—	—	—	—	*5,44,083*	*12,45,079*	*27,68,436*	*1,31,53,519*	*2,13,94,749*
„ *Bombay*	—	—	—	—	—	*33,642*	*90,186*	*72,348*	*11,08,916*	*65,93,064*
„ *Sind*	—	—	—	—	—	*3,17,256*	*19,405*	*69,563*	*6,26,660*	*46,98,396*
„ *Madras*	—	—	—	—	—	*14,790*	*12,962*	*1,02,945*	*4,18,783*	*8,96,848*
„ *Burma*	—	—	—	—	—	*11,308*	*1,084*	*1,157*	*3,248*	*55,816*
TOTAL	—	—	—	—	—	9,21,079	13,68,716	30,14,449	1,53,11,126	3,36,38,814
Tea machinery (III. J)—										
United Kingdom (*including* Channel Islands)	—	—	—	—	—	27,65,301	14,00,966	9,70,381	10,79,487	10,23,155
Ceylon (*excluding* Maldives)	—	—	—	—	—	69,962	1,38,506	90,728	1,22,588	1,44,765
TOTAL BRITISH EMPIRE	—	—	—	—	—	28,35,263	16,20,472	10,67,109	21,02,075	11,67,920
Sweden	—	—	—	—	—	..	..	..	8,033	43,111
Germany	—	—	—	—	—	9,078	48,269	1,106	36,526	555
Belgium	—	—	—	—	—	..	..	..	..	10,047
Other Foreign Countries	—	—	—	—	—	1,882	4,527	911	..	..
TOTAL FOREIGN COUNTRIES	—	—	—	—	—	11,860	52,796	2,017	44,559	60,613
Share of Bengal	—	—	—	—	—	*24,16,463*	*14,04,507*	*8,37,478*	*18,05,295*	*8,26,314*
„ *Bombay*	—	—	—	—	—	*33,589*	..	*911*	..	..
„ *Sind*	—	—	—	—	—	*2,422*	..	*781*	..	..
„ *Madras*	—	—	—	—	—	*3,94,649*	*2,77,761*	*2,29,956*	*3,41,339*	*4,08,219*
„ *Burma*	—	—	—	—	—	..	..	..	..	..
TOTAL	—	—	—	—	—	28,47,123	16,82,268	10,69,126	21,46,634	12,28,533
Textile machinery—										
Cotton—										
Cotton Bleaching and Dyeing machinery (III. J)—										
United Kingdom (*including* Channel Islands)	—	—	—	—	—	2,03,065	81,601	2,82,926	2,11,003	1,90,992
Other British Possessions	—	—	—	—	—	1,156	136	263	..	..
TOTAL BRITISH EMPIRE	—	—	—	—	—	2,04,221	81,827	2,83,189	2,11,003	1,90,992
Germany	—	—	—	—	—	95,977	90,062	98,724	74,619	2,04,419
Italy (*including* Fiume)	—	—	—	—	—	..	2,024	100	7,280	8,466
United States of America—										
Vid Atlantic Coast	—	—	—	—	—	1,933	2,030	629	13,508	1,401
Other Foreign Countries	—	—	—	—	—	3,024	..	..	5,004	2,669
TOTAL FOREIGN COUNTRIES	—	—	—	—	—	1,00,934	94,116	94,453	1,00,411	2,16,955
Share of Bengal	—	—	—	—	—	*2,357*	*1,437*	..	..	..
„ *Bombay*	—	—	—	—	—	*1,91,970*	*89,590*	*3,16,376*	*2,96,991*	*3,75,257*
„ *Sind*	—	—	—	—	—	..	*5,278*	..	..	..
„ *Madras*	—	—	—	—	—	*1,10,518*	*78,125*	*11,266*	*11,459*	*32,639*
„ *Burma*	—	—	—	—	—	*310*	*1,613*	..	*2,964*	*21*
TOTAL	—	—	—	—	—	3,05,155	1,75,943	3,27,642	3,11,414	4,07,947

No. 10—*continued*

ARTICLES, AND COUNTRIES OF CONSIGNMENT; ALSO SHARE OF EACH PROVINCE	Quantity					Value				
	1929-30	1930-31	1931-32	1932-33	1933-34	1929-30	1930-31	1931-32	1932-33	1933-34
Machinery and Millwork—*continued*						R	R	R	R	R
Machinery, not being ***Prime-movers*** or ***Electrical machinery***—continued										
Textile machinery—*continued*										
Cotton—*continued*										
Cotton Printing machinery (III. J)—										
United Kingdom (*including* Channel Islands)	—	—	—	—	—	7,520	64,970	19,166	92,625	41,032
Ceylon (*excluding* Maldives)	—	—	—	—	—	..	..	..	10	..
TOTAL BRITISH EMPIRE	—	—	—	—	—	7,520	64,970	19,166	92,635	41,032
Germany	—	—	—	—	—	237	6,163	2,309	73,835	33,385
Other Foreign Countries	—	—	—	—	—	..	..	..	5,447	..
TOTAL FOREIGN COUNTRIES	—	—	—	—	—	237	6,163	2,309	79,282	33,385
Share of Bengal	—	—	—	—	—	*2,386*	*726*	..	..	..
,, *Bombay*	—	—	—	—	—	*3,033*	*18,605*	*6,331*	*1,60,488*	*65,118*
,, *Sind*	—	—	—	—	—	..	..	..	..	2,863
,, *Madras*	—	—	—	—	—	*2,339*	*51,802*	*15,144*	*11,419*	*6,443*
TOTAL	—	—	—	—	—	7,757	71,133	21,475	1,71,907	74,417
Cotton Spinning Machinery (III. J)—										
United Kingdom (*including* Channel Islands)	—	—	—	—	—	1,15,59,983	1,05,21,638	97,51,310	1,08,26,743	98,31,447
Ceylon (*excluding* Maldives)	—	—	—	—	—	7,056	293	..	655	..
Other British Possessions	—	—	—	—	—	..	1,772	5	..	..
TOTAL BRITISH EMPIRE	—	—	—	—	—	1,15,67,039	1,05,23,703	97,51,315	1,08,27,398	98,31,447
Sweden	—	—	—	—	—	1,356	1,442	7,879	..	14,131
Poland (*including* Dantzig)	—	—	—	—	—	873	..	1,818	36,991	33,658
Germany	—	—	—	—	—	3,81,579	2,68,061	5,91,646	2,02,726	3,68,446
Belgium	—	—	—	—	—	17,929	5,620	5,663	5,618	724
France	—	—	—	—	—	6,304	4,307	18,896	30,760	62,477
Spain	—	—	—	—	—	1,41,192	1,59,763	1,51,738	1,89,662	2,41,853
Switzerland	—	—	—	—	—	4,821	55,890	1,25,494	81,972	2,30,610
Italy (*including* Fiume)	—	—	—	—	—	40,055	45,880	39,842	56,619	3,44,186
Austria	—	—	—	—	—	1,138	28,367	11,049	8,957	3,969
Japan	—	—	—	—	—	66,722	22,022	57,113	1,41,880	1,59,407
United States of America—										
Vid Atlantic Coast	—	—	—	—	—	1,34,204	1,41,366	2,32,853	2,69,885	2,01,706
Other Foreign Countries	—	—	—	—	—	3,406	1,068	7,736	6,376	1,476
TOTAL FOREIGN COUNTRIES	—	—	—	—	—	8,09,179	7,36,781	12,54,199	9,81,653	16,76,612
Share of Bengal	—	—	—	—	—	*9,93,502*	*9,39,857*	*6,16,449*	*4,98,378*	*10,24,991*
,, *Bombay*	—	—	—	—	—	*88,47,930*	*82,51,987*	*80,83,804*	*1,02,80,934*	*78,44,129*
,, *Sind*	—	—	—	—	—	*3,053*	*1,247*	*7,422*	*17,340*	*4,488*
,, *Madras*	—	—	—	—	—	*24,40,316*	*20,46,256*	*13,74,798*	*9,86,237*	*21,03,501*
,, *Burma*	—	—	—	—	—	*92,319*	*21,137*	*23,047*	*26,117*	*19,452*
TOTAL	—	—	—	—	—	1,23,77,118	1,12,60,484	1,10,05,514	1,18,09,956	1,10,16,989
Cotton Weaving machinery (III. J)—										
United Kingdom (*including* Channel Islands)	—	—	—	—	—	57,14,526	47,62,060	60,15,922	60,97,396	56,91,764
Other British Possessions	—	—	—	—	—	..	240	..	..	..
TOTAL BRITISH EMPIRE	—	—	—	—	—	57,14,526	47,62,300	60,15,922	60,97,396	56,91,764

No. 10—*continued*

ARTICLES, AND COUNTRIES OF CONSIGNMENT; ALSO SHARE OF EACH PROVINCE	QUANTITY					VALUE				
	1929-30	1930-31	1931-32	1932-33	1933-34	1929-30	1930-31	1931-32	1932-33	1933-34
Machinery and Millwork—*continued*										
Machinery, not being *Prime-movers or Electrical machinery*—continued						R	R	R	R	R
Textile machinery—*continued*										
Cotton—*continued*										
Cotton Weaving machinery (III. J)—*continued*										
Germany	—	—	—	—	—	7,57,378	2,33,061	4,65,361	5,58,229	9,50,144
Netherlands	—	—	—	—	—	7,622	26,091	68,890	49,681	20,458
Belgium	—	—	—	—	—	19,105	15,965	13,550	22,564	15,151
France	—	—	—	—	—	9,064	13,561	63,146	36,597	17,437
Switzerland	—	—	—	—	—	1,575	5,289	4,008	6,423	6,689
Italy (*including* Fiume)	—	—	—	—	—	28,545	51,358	1,54,713	84,715	1,79,650
Austria	—	—	—	—	—	1,131	1,790	5,407	5,871	21,822
Czechoslovakia	—	—	—	—	—	..	4,550	27,467	38,232	20,107
Japan	—	—	—	—	—	1,10,101	1,01,040	48,293	44,184	2,01,210
United States of America—										
Vid Atlantic Coast	—	—	—	—	—	3,598	41,610	28,625	93,051	10,229
Other Foreign Countries	—	—	—	—	—	..	3,759	..	5,168	4,957
TOTAL FOREIGN COUNTRIES	—	—	—	—	—	9,38,119	4,98,630	8,74,460	9,44,710	14,53,354
Share of Bengal	—	—	—	—	—	*8,48,222*	*6,05,586*	*8,62,486*	*11,84,308*	*9,99,965*
„ *Bombay*	—	—	—	—	—	*51,77,187*	*44,14,441*	*57,78,140*	*55,11,644*	*50,72,066*
„ *Sind*	—	—	—	—	—	*4,12,409*	*28,491*	*86,932*	*36,758*	*48,253*
„ *Madras*	—	—	—	—	—	*2,13,961*	*2,12,413*	*1,62,324*	*3,06,228*	*9,24,835*
„ *Burma*	—	—	—	—	—	*866*	..	..	*3,268*	..
TOTAL	—	—	—	—	—	66,52,645	52,60,930	68,90,382	70,42,106	70,45,118
Cotton, other sorts (III. J)—										
United Kingdom (*including* Channel Islands)	—	—	—	—	—	15,43,405	8,33,324	7,15,853	11,81,179	13,46,828
Other British Possessions	—	—	—	—	—	..	..	..	3,794	..
TOTAL BRITISH EMPIRE	—	—	—	—	—	15,43,405	8,33,324	7,15,853	11,84,973	13,46,828
Germany	—	—	—	—	—	62,560	1,24,462	1,49,104	3,00,693	2,76,044
Belgium	—	—	—	—	—	64,255	10,299	18,045	269	35,641
Switzerland	—	—	—	—	—	..	24,403	..	2,839	63,832
Italy (*including* Fiume)	—	—	—	—	—	4,118	83	..	4,189	24,367
Czechoslovakia	—	—	—	—	—	..	..	..	12,224	..
Japan	—	—	—	—	—	637	..	42	1,691	6,127
United States of America—										
Vid Atlantic Coast	—	—	—	—	—	25,685	40,636	1,40,552	2,225	26,340
Other Foreign Countries	—	—	—	—	—	2,280	6,012	..	921	1,787
TOTAL FOREIGN COUNTRIES	—	—	—	—	—	1,59,535	2,05,895	3,07,743	3,25,051	4,34,144
Share of Bengal	—	—	—	—	—	*9,201*	*782*	*3,532*	..	*4,07,171*
„ *Bombay*	—	—	—	—	—	*13,31,048*	*7,11,312*	*7,10,213*	*10,59,873*	*8,94,235*
„ *Sind*	—	—	—	—	—	*1,31,600*	*2,32,569*	*2,41,353*	*1,25,983*	*2,47,093*
„ *Madras*	—	—	—	—	—	*2,41,021*	*92,556*	*67,873*	*3,22,678*	*2,26,259*
„ *Burma*	—	—	—	—	—	*70*	*2,001*	*125*	*1,490*	*3,694*
TOTAL	—	—	—	—	—	17,02,940	10,39,219	10,23,596	15,10,024	17,80,472
Total Cotton machinery—										
United Kingdom (*including* Channel Islands)	—	—	—	—	—	1,90,28,499	1,62,63,683	1,67,35,177	1,84,08,936	1,65,01,563
Ceylon (*excluding* Maldives)	—	—	—	—	—	9,112	333	..	665	..
Other British Possessions	—	—	—	—	—	..	2,108	268	3,794	..
TOTAL BRITISH EMPIRE	—	—	—	—	—	1,90,37,611	1,62,66,124	1,67,35,445	1,84,13,395	1,65,01,563

No. 10—*continued*

ARTICLES, AND COUNTRIES OF CONSIGNMENT; ALSO SHARE OF EACH PROVINCE	QUANTITY					VALUE				
	1929-30	1930-31	1931-32	1932-33	1933-34	1929-30	1930-31	1931-32	1932-33	1933-34
						R	R	R	R	R
Machinery and Millwork—*continued*										
Machinery, not being *Prime-movers or Electrical machinery*—continued										
Textile machinery—*continued*										
Total Cotton Machinery—*contd.*										
Sweden	—	—	—	—	—	1,356	1,781	7,679	1,478	15,022
Poland (*including* Dantzig)	—	—	—	—	—	873	..	1,818	38,955	33,881
Germany	—	—	—	—	—	12,97,731	7,21,809	13,02,144	12,10,102	18,27,454
Netherlands	—	—	—	—	—	13,556	27,169	72,696	50,891	36,958
Belgium	—	—	—	—	—	1,01,289	84,884	40,258	90,981	81,516
France	—	—	—	—	—	15,726	16,504	82,044	68,378	69,201
Spain	—	—	—	—	—	1,41,192	1,59,763	1,51,736	1,90,319	2,42,766
Switzerland	—	—	—	—	—	6,396	85,532	1,29,503	45,141	2,91,188
Italy (*including* Fiume)	—	—	—	—	—	82,316	99,345	1,94,655	1,52,803	5,56,639
Austria	—	—	—	—	—	2,269	30,651	16,456	14,828	25,291
Czechoslovakia	—	—	—	—	—	..	4,570	28,779	55,177	21,129
China (*exclusive* of Hong-kong and Macão)	—	—	—	—	—	2,318	486	..	504	..
Japan	—	—	—	—	—	1,77,460	1,23,662	1,05,648	1,90,238	3,98,569
United States of America—*Vid* Atlantic Coast	—	—	—	—	—	1,55,420	2,25,648	3,97,659	3,80,212	2,39,681
Other Foreign Countries	—	—	—	—	—	..	7,811	2,588	1,705	3,171
TOTAL FOREIGN COUNTRIES	—	—	—	—	—	20,08,004	15,41,585	25,33,164	24,31,112	38,16,450
Share of Bengal	—	—	—	—	—	*15,55,667*	*15,48,387*	*14,32,467*	*16,23,686*	*24,30,127*
,, *Bombay*	—	—	—	—	—	*1,58,41,168*	*1,34,56,938*	*1,54,94,664*	*1,73,09,830*	*1,42,60,819*
,, *Sind*	—	—	—	—	—	*5,47,061*	*2,67,585*	*3,36,207*	*1,90,611*	*3,02,696*
,, *Madras*	—	—	—	—	—	*30,08,164*	*24,81,151*	*18,31,899*	*18,38,071*	*33,00,806*
,, *Burma*	—	—	—	—	—	*93,666*	*94,651*	*23,173*	*23,819*	*23,867*
TOTAL	—	—	—	—	—	2,10,45,615	1,78,07,709	1,92,68,609	2,08,44,807	2,03,18,013
Jute (III. J)—										
United Kingdom (*including* Channel Islands	—	—	—	—	—	1,41,80,349	79,75,044	31,55,574	35,13,822	31,62,509
Straits Settlements	—	—	—	—	—	..	..	..	..	39
TOTAL	—	—	—	—		1,41,80,349	79,75,044	31,55,574	35,13,822	31,62,548
Sweden	—	—	—	—	—	27,910	23,047	11,112	7,438	2,766
Germany	—	—	—	—	—	33,615	19,652	30,810	23,773	21,439
Netherlands	—	—	—	—	—	14,774	35,450	3,086	2,902	1,070
Belgium	—	—	—	—	—	15,628	8,928	3,099	14,661	4,132
France	—	—	—	—	—	..	2,863	4,256	9,100	3,648
Spain	—	—	—	—	—	..	..	..	5,333	23,204
Italy (*including* Fiume)	—	—	—	—	—	732	23,417	2,546	3,849	558
United States of America—*Vid* Atlantic Coast	—	—	—	—	—	60,108	43,096	11,916	14,658	1,937
Other Foreign Countries	—	—	—	—	—	..	..	1,009	119	1,356
TOTAL FOREIGN COUNTRIES	—	—	—	—	—	2,05,767	1,57,963	67,863	86,921	60,112
Share of Bengal	—	—	—	—	—	*1,43,73,606*	*81,32,997*	*32,17,812*	*34,23,354*	*31,99,040*
,, *Bombay*	—	—	—	—	—	*1,444*	..	..	*2,737*	*1,513*
,, *Madras*	—	—	—	—	—	*8 066*	..	*5,62.*	*4,643*	*39,017*
TOTAL	—	—	—	—	—	1,43,88,116	81,32,997	32,23,437	34,30,734	32,39,660
Shuttles (*excluding* those for sewing machines) (III. J)—										
United Kingdom (*including* Channel Islands)	—	—	—	—	—	8,13,903	6,55,781	6,65,617	5 [illegible],728	4,[illegible],250

No. 10—*continued*

ARTICLES, AND COUNTRIES OF CONSIGNMENT; ALSO SHARE OF EACH PROVINCE	QUANTITY					VALUE				
	1929-30	1930-31	1931-32	1932-33	1933-34	1929-30	1930-31	1931-32	1932-33	1933-34
						R	R	R	R	R
Machinery and Millwork—*continued*										
***Machinery*, not being *Prime-movers* or *Electrical machinery*—continued**										
Textile machinery—*continued*										
Shuttles (*excluding* those for sewing machines) (III. J) —*contd.*										
Germany	—	—	—	—	—	2,103	5,567	41,767	9 444	1,567
France	—	—	—	—	—	12,519	20,533	18,977	8,228	3,590
Switzerland	—	—	—	—	—	..	2,813	5,796	26,516	13,705
Italy (*including* Fiume)	—	—	—	—	—	52,713	1,10,394	1,05,372	1,13,608	91,047
Japan	—	—	—	—	—	1,705	5,411	16,151	26,704	50,410
Other Foreign Countries	—	—	—	—	—	620	603	5,653	..	916
TOTAL FOREIGN COUNTRIES	—	—	—	—	—	69,660	1,45,321	1,93,716	1,84,500	1,61,265
Share of Bengal	—	—	—	—	—	*1,34,639*	*80,536*	*53,422*	*26,347*	*66,065*
„ *Bombay*	—	—	—	—	—	*7,48,066*	*7,05,776*	*8,00,610*	*7,20,128*	*5,70,040*
„ *Madras*	—	—	—	—	—	*44*	*14,228*	*5,301*	*29,866*	*18,258*
„ *Burma*	—	—	—	—	—	*814*	*563*	..	*1,882*	*1,262*
TOTAL	—	—	—	—	—	8,83,563	8,01,102	8,59,333	7,78,223	6,54,615
Wool machinery (III. J)—										
United Kingdom (*including* Channel Islands)	—	—	—	—	—	1,47,768	1,10,879	1,07,138	2,46,144	2,03,620
Poland (*including* Dantzig)	—	—	—	—	—	..	..	..	..	10,01,6
Germany	—	—	—	—	—	3,94,094	3,579	20,004	39,064	20,724
Italy (*including* Fiume)	—	—	—	—	—	18,292	..	..	..	..
Other Foreign Countries	—	—	—	—	—	403	..	..	680	3,130
TOTAL FOREIGN COUNTRIES	—	—	—	—	—	4,12,789	3,579	20,004	39,744	33,870
Share of Bengal	—	—	—	—	—	*49,480*	*44,472*	*35,182*	*68,229*	*1,39,652*
„ *Bombay*	—	—	—	—	—	*45,396*	*14,676*	*26,781*	*16,117*	*23,935*
„ *Sind*	—	—	—	—	—	*4,48,951*	*54,445*	*60,686*	*1,94,028*	*1,56,678*
„ *Madras*	—	—	—	—	—	*16,807*	*866*	*4,493*	*7,517*	*7,225*
„ *Burma*	—	—	—	—	—	*423*	..	..	..	..
TOTAL	—	—	—	—	—	5,60,557	1,14,458	1,27,142	2,85,888	3,27,490
Other sorts (III. J)—										
United Kingdom (*including* Channel Islands)	—	—	—	—	—	10,12,036	11,44,688	7,12,499	8,96,168	8,75,476
Other British Possessions	—	—	—	—	—	..	241	1,138	35	..
TOTAL BRITISH EMPIRE	—	—	—	—	—	10,12,036	11,44,929	7,13,637	8,96,203	8,75,476
Sweden	—	—	—	—	—	2,672	1,902	466	32,777	55,280
Germany	—	—	—	—	—	1,70,251	1,27,246	4,25,579	3,26,362	4,17,116
Netherlands	—	—	—	—	—	11,066	5,497	3,805	2,520	..
Belgium	—	—	—	—	—	3,551	27,814	2,340	138	1,890
France	—	—	—	—	—	12,090	14,603	47,867	17,071	33,320
Switzerland	—	—	—	—	—	42,386	51,199	12,805	17,523	1,02,641
Italy (*including* Fiume)	—	—	—	—	—	19,918	10,536	28,707	37,511	31,324
Japan	—	—	—	—	—	2,570	250	2,865	1,218	24,350
United States of America—*Vid* Atlantic Coast	—	—	—	—	—	14,695	24,353	52,503	6,102	13,387
Other Foreign Countries	—	—	—	—	—	..	710	1,087	..	2,469
TOTAL FOREIGN COUNTRIES	—	—	—	—	—	2,79,199	2,64,110	5,78,084	4,41,222	6,81,777
Share of Bengal	—	—	—	—	—	*2,76,769*	*2,47,448*	*1,62,300*	*1,08,653*	*1,86,025*
„ *Bombay*	—	—	—	—	—	*6,56,295*	*6,97,170*	*6,19,924*	*6,22,605*	*6,64,915*
„ *Sind*	—	—	—	—	—	*19,594*	*13,876*	*64,163*	*44,204*	*80,778*
„ *Madras*	—	—	—	—	—	*3,35,483*	*4,43,677*	*4,37,450*	*5,56,035*	*6,13,213*
„ *Burma*	—	—	—	—	—	*4,094*	*1,368*	*7,884*	*5,978*	*12,258*
TOTAL	—	—	—	—	—	12 91,235	14,09,039	12,91,721	13,37,425	15.57,253

No. 10—*continued*

ARTICLES, AND COUNTRIES OF CONSIGNMENT; ALSO SHARE OF EACH PROVINCE	Quantity					Value				
	1929-30	1930-31	1931-32	1932-33	1933-34	1929-30	1930-31	1931-32	1932-33	1933-34
						R	R	R	R	R
Machinery and Millwork—*continued*										
***Machinery*, not being *Prime-movers* or *Electrical machinery*—continued**										
Total Textile Machinery—										
United Kingdom (*including* Channel Islands)	—	—	—	—	—	3,51,82,555	2,61,50,075	2,13,76,005	2,36,58,703	2,13,26,518
Ceylon (*excluding* Maldives)	—	—	—	—	—	9,112	564	843	700	..
Other British Possessions	—	—	—	—	—	..	2,118	563	3,794	39
TOTAL BRITISH EMPIRE	—	—	—	—	—	3,51,91,667	2,61,52,757	2,13,77,411	2,36,63,287	2,13,26,557
Sweden	—	—	—	—	—	31,938	26,700	19,457	41,693	73,070
Poland (*including* Dantzig)	—	—	—	—	—	873	..	1,818	38,955	43,897
Germany	—	—	—	—	—	19,47,794	8,77,853	18,20,804	16,13,744	22,02,274
Netherlands	—	—	—	—	—	39,496	68,136	79,587	55,909	28,028
Belgium	—	—	—	—	—	1,23,468	72,106	46,596	45,810	57,538
France	—	—	—	—	—	40,335	57,503	1,5 ,154	1,08,261	1,25,059
Spain	—	—	—	—	—	1,41,102	1,59,763	1,51,734	1,95,701	2,70,499
Switzerland	—	—	—	—	—	48,782	1,39,544	1,49,172	89,180	4,11,188
Italy (*including* Fiume)	—	—	—	—	—	1,73,973	2,43,692	3,31,209	3,07,781	6,79,568
Austria	—	—	—	—	—	2,469	30,651	17,393	14,828	25,291
Czechoslovakia	..	—	—	—	—	..	4,570	31,462	55,177	22,707
Japan	—	—	—	—	—	1,81,735	1,29,323	1,24,464	2,18,279	4,78,579
United States of America—*Vid* Atlantic Coast	—	—	—	—	—	2,41,046	2,93,700	4,04,859	4,00,972	2,55,055
Other Foreign Countries	—	—	—	—	—	2,31	9,007	2,5 8	2,209	3,171
TOTAL FOREIGN COUNTRIES	—	—	—	—	—	29,75,419	21,12,548	33,92,831	31,63,499	47,61,474
Share of Bengal	—	—	—	—	—	*1,66,89,161*	*1,00,53,340*	*49,51,183*	*64,79,169*	*60,10,918*
„ *Bombay*	—	—	—	—	—	*1,69,95,869*	*1,49,03,556*	*1,73,43,179*	*1,86,71,417*	*1,55,21,292*
„ *Sind*	—	—	—	—	—	*10,15,606*	*3,35,906*	*4,61,036*	*6,18,310*	*5,40,150*
„ *Madras*	—	—	—	—	—	*33,67,554*	*29,44,921*	*19,84,7 8*	*22,36,191*	*39,75,539*
„ *Burma*	—	—	—	—	—	*98,896*	*27,082*	*31,05 *	*41,699*	*37,,031*
TOTAL	—	—	—	—	—	3,81,67,086	2,82,65,305	2,47,70,242	2,68,46,786	2,60,84,081
Typewriters—										
Typewriters (III. J)—	No.	No.	No.	No.	No.					
United Kingdom (*including* Channel Islands)	1,206	1,010	244	241	732	1,93,017	1,78,809	31,842	34,737	1,05,530
Ceylon (*excluding* Maldives)	36	10	7	8	4	6,897	1,370	610	516	148
Straits Settlements	14	8	55	2	6	1,760	1,103	9,351	60	878
Other British Possessions	5	3	5	4	9	296	436	455	246	878
TOTAL BRITISH EMPIRE	1,261	1,031	311	255	751	2,01,970	1,81,778	42,258	35,559	1,06,934
Germany	672	592	298	91	306	74,344	81,323	17,229	17,039	84,534
Italy (*including* Fiume)	51	174	86	3	7	8,097	20,610	8,193	462	862
United States of America—										
Vid Atlantic Coast	13,701	13,687	6,557	3,579	5,480	18,97,652	16,94,056	8,45,823	5,06,259	5,99,850
„ Pacific „	65	2	..	1	13	6,965	204	..	75	2,287
Other Foreign Countries	24	28	23	15	15	2,765	6,171	2,190	1,740	1,016
TOTAL FOREIGN COUNTRIES	14,513	14,493	6,964	3,689	5,811	19,90,823	20 8,364	8,44,135	5,25,575	6,38,519
Share of Bengal	*5,035*	*5,715*	*4,898*	*2,106*	*4,426*	*7,22,216*	*7,87,742*	*6,45,938*	*3,01,181*	*4,72,739*
„ *Bombay*	*5,173*	*5,295*	*1,471*	*1,069*	*1,493*	*6,89,064*	*7,61,841*	*2,19,969*	*1,51,142*	*1,21,277*
„ *Sind*	*1,610*	*1,699*	*73*	*50*	*146*	*2,46,642*	*1,70,139*	*7,746*	*8,619*	*13,181*
„ *Madras*	*1,892*	*1,934*	*562*	*579*	*423*	*2,79,925*	*2,76,461*	*78,041*	*80,841*	*1,11,657*
„ *Burma*	*2,014*	*1,531*	*271*	*160*	*85*	*2,54,946*	*1,91,919*	*34,459*	*29,598*	*9,649*
TOTAL	15,774	15,544	7,275	3 944	6,573	21,92,793	21 91,312	9,96 4 3	5,81,134	7,48,4 3

No. 10—*continued*

ARTICLES, AND COUNTRIES OF CONSIGNMENT: ALSO SHARE OF EACH PROVINCE	Quantity					Value				
	1929-30	1930-31	1931-32	1932-33	1933-34	1929-30	1930-31	1931-32	1932-33	1933-34
						R	R	R	R	R
Machinery and Millwork—*continued*										
Machinery, not being *Prime-movers or Electrical machinery*—continued										
Parts and accessories of typewriters (III. J)—										
United Kingdom (*including* Channel Islands)	—	—	—	—	—	65,914	59,720	34,994	60,660	83,059
Other British Possessions	—	—	—	—	—	297	408	46	12	85
TOTAL BRITISH EMPIRE	—	—	—	—	—	66,211	60,132	35,040	60,678	83,144
Italy (*including* Fiume)	—	—	—	—	—	11,191	830	1,389	1,592	829
Austria	—	—	—	—	—	39,949	1,218	992	5,116	2,176
United States of America—										
Vid Atlantic Coast	—	—	—	—	—	2,52,421	2,03,192	2,58,205	69,189	1,25,621
Other Foreign Countries	—	—	—	—	—	4,944	6,948	5,424	1,718	2,537
TOTAL FOREIGN COUNTRIES	—	—	—	—	—	3,08,505	2,12,197	2,65,960	77,615	1,31,163
Share of Bengal	—	—	—	—	—	*2,14,771*	*1,34,204*	*2,04,368*	*57,617*	*1,32,439*
„ *Bombay*	—	—	—	—	—	*90,085*	*84,234*	*42,122*	*39,238*	*37,333*
„ *Sind*	—	—	—	—	—	*17,439*	*9,910*	*9,699*	*7,302*	*12,171*
„ *Madras*	—	—	—	—	—	*33,649*	*23,482*	*25,526*	*19,440*	*18,244*
„ *Burma*	—	—	—	—	—	*18,772*	*20,499*	*19,285*	*14,696*	*14,120*
TOTAL	—	—	—	—	—	3,74,716	2,72,329	3,01,000	1,38,293	2,14,307
Other sorts of machinery (*excluding* printing machinery) (III. J)—										
United Kingdom (*including* Channel Islands)	—	—	—	—	—	1,93,13,686	1,35,53,512	92,28,291	93,97,107	89,04,775
Ceylon (*excluding* Maldives)	—	—	—	—	—	39,029	48,628	63,899	28,858	14,048
Straits Settlements	—	—	—	—	—	1,88,910	1,28,928	51,965	61,806	64,738
Kenya Colony	—	—	—	—	—	..	..	..	5,493	4
Canada—										
Vid Atlantic Coast	—	—	—	—	—	2,460	10,628	9,366	3,119	4,312
„ Pacific „	—	—	—	—	—	536	..	..	..	..
Commonwealth of Australia	—	—	—	—	—	18,290	15,004	24,884	10,426	20,966
Other British Possessions	—	—	—	—	—	2,635	2,004	2,764	2,420	2,279
TOTAL BRITISH EMPIRE	—	—	—	—	—	1,95,65,546	1,37,58,699	93,81,169	95,09,349	90,71,122
Sweden	—	—	—	—	—	23,90,954	8,99,154	2,03,162	1,30,654	2,08,675
Denmark	—	—	—	—	—	5,33,163	1,10,788	1,37,584	97,815	7,26,026
Germany	—	—	—	—	—	33,30,498	19,99,688	22,41,619	17,67,907	26,86,962
Netherlands	—	—	—	—	—	1,34,508	71,124	99,621	1,21,556	1,11,535
Belgium	—	—	—	—	—	3,25,500	2,05,825	3,78,774	83,021	1,36,975
France	—	—	—	—	—	91,038	1,70,475	66,135	59,634	1,13,993
Switzerland	—	—	—	—	—	78,171	1,44,978	2,18,540	1,08,415	2,14,045
Italy (*including* Fiume)	—	—	—	—	—	5,22,663	4,87,381	2,76,297	2,38,332	2,47,600
Austria	—	—	—	—	—	19,323	26,516	14,049	16,553	11,468
Czechoslovakia	—	—	—	—	—	7,110	14,107	21,054	96,153	86,620
Borneo (Dutch)	—	—	—	—	—	..	..	..	..	8,727
China (*exclusive* of Hongkong and Macao)	—	—	—	—	—	6,744	..	1,400	3,986	17,055
Japan	—	—	—	—	—	2,60,075	2,99,837	1,61,322	1,33,273	1,80,686
Egypt	—	—	—	—	—	..	60	6,444	5,466	167
United States of America—Vid Atlantic Coast	—	—	—	—	—	38,09,417	32,18,755	20,70,630	27,09,152	17,42,220
„ Pacific „	—	—	—	—	—	89,005	87,163	2,40,362	85,793	63,564
Other Foreign Countries	—	—	—	—	—	4,882	5,871	2,922	7,131	7,461
TOTAL FOREIGN COUNTRIES	—	—	—	—	—	1,15,98,651	78,01,277	61,34,915	50,65,441	65,64,027

No. 10—*continued*

ARTICLES, AND COUNTRIES OF CONSIGNMENT; ALSO SHARE OF EACH PROVINCE	QUANTITY					VALUE				
	1929-30	1930-31	1931-32	1932-33	1933-34	1929-30	1930-31	1931-32	1932-33	1933-34
						R	R	R	R	R
Machinery and Millwork—*continued*										
***Machinery*, not being *Prime-movers* or *Electrical machinery*—continued**										
Other sorts of machinery (*excluding* printing machinery) (III. J)—*contd.*										
Share of Bengal	—	—	—	—	—	*1,53,18,482*	*1,16,29,863*	*71,60,221*	*85,19,233*	*73,39,754*
„ *Bombay*	—	—	—	—	—	*62,13,495*	*60,36,130*	*39,83,409*	*33,54,683*	*36,69,779*
„ *Sind*	—	—	—	—	—	*22,74,983*	*14,75,331*	*13,63,710*	*8,89,564*	*12,91,536*
„ *Madras*	—	—	—	—	—	*41,68,987*	*30,08,852*	*19,87,230*	*14,70,328*	*83,11,790*
„ *Burma*	—	—	—	—	—	*31,88,245*	*13,60,100*	*10,41,514*	*9,41,042*	*10,21,290*
TOTAL	—	—	—	—	—	3,11,64,197	2,15,50,276	1,56,16,084	1,51,75,790	1,56,33,149
***Total value of Machinery and Millwork*—**										
United Kingdom (*including* Channel Islands)	—	—	—	—	—	18,06,28,393	10,72,18,246	7,73,18,410	7,81,21,504	8,73,47,334
Ceylon (*excluding* Maldives)	—	—	—	—	—	1,78,989	2,19,160	2,16,762	2,00,039	1,91,040
Straits Settlements	—	—	—	—	—	2,39,671	2,14,901	1,05,879	1,25,022	1,61,474
Hongkong	—	—	—	—	—	740	1,018	3,708	60	5,468
Union of South Africa	—	—	—	—	—	7,172	1,468	3,506	7,825	8,580
Kenya Colony	—	—	—	—	—	224	1,918	1,585	9,660	7,518
Canada—										
Vid Atlantic Coast	—	—	—	—	—	2,26,630	81,796	1,30,990	1,73,353	1,38,816
„ Pacific „	—	—	—	—	—	664	..	..	..	4,376
Commonwealth of Australia	—	—	—	—	—	22,758	38,568	87,899	27,498	29,800
Other British Possessions	—	—	—	—	—	5,571	3,877	3,504	1,126	1,901
TOTAL BRITISH EMPIRE	—	—	—	—	—	13,75,12,811	10,77,80,952	7,78,72,338	7,86,67,242	8,78,95,807
U. S. S. R.—										
Northern	—	—	—	—	—	..	26,419	40	..	849
Southern	—	—	—	—	—	..	2,964	195	181	..
Sweden	—	—	—	—	—	28,95,709	13,67,353	8,21,667	6,54,514	9,27,594
Norway	—	—	—	—	—	26,074	16,282	3,147	6,032	4,538
Denmark	—	—	—	—	—	6,32,935	1,98,655	2,13,276	1,48,921	7,02,271
Poland (*including* Dantzig)	—	—	—	—	—	873	2,131	21,378	54,569	44,621
Germany	—	—	—	—	—	1,73,79,378	1,18,06,445	1,12,27,134	98,05,667	1,31,77,104
Netherlands	—	—	—	—	—	5,63,256	4,76,523	3,72,991	14,35,881	67,88,366
Belgium	—	—	—	—	—	17,07,605	14,39,064	26,78,232	38,61,927	42,39,6[illegible]
France	—	—	—	—	—	4,94,384	6,26,136	5,89,736	2,92,182	4,83,466
Spain	—	—	—	—	—	1,42,662	1,50,763	1,53,902	2,00,356	2,75,068
Portugal (*including* Azores and Madeira)	—	—	—	—	—	..	..	5,226	..	5,864
Switzerland	—	—	—	—	—	7,81,000	9,55,926	9,89,926	5,38,407	10,04,942
Italy (*including* Fiume)	—	—	—	—	—	15,38,913	17,24,259	23,32,924	7,34,185	13,16,427
Austria	—	—	—	—	—	2,02,599	1,62,891	2,02,283	75,264	1,42,071
Hungary	—	—	—	—	—	574	12,187	..	84,143	1,03,264
Czechoslovakia	—	—	—	—	—	81,211	85,569	1,45,783	3,68,104	14,99,188
Turkey, Asiatic	—	—	—	—	—	..	5,008	..	..	640
Iraq	—	—	—	—	—	5,098	1,279	2,580	715	4,302
Java	—	—	—	—	—	3,212	4,183	1,845	2,362	19,765
Philippines	—	—	—	—	—	..	15,249	..	..	1,580
Borneo (Dutch)	—	—	—	—	—	..	..	..	..	8,727
China (*exclusive* of Hongkong and Macao)	—	—	—	—	—	9,172	1,446	2,665	6,186	19,147
Japan	—	—	—	—	—	6,29,755	4,84,667	3,74,397	4,14,760	7,77,[illegible]24
Egypt	—	—	—	—	—	10,832	1,810	6,574	6,076	3,994
United States of America—										
Vid Atlantic Coast	—	—	—	—	—	1,67,10,761	1,52,73,661	1,11,73,924	74,6[illegible],939	74,40,777
„ Pacific „	—	—	—	—	—	8,11,209	11,41,961	10,97,760	5 44,[illegible]07	6,22,[illegible]23
Other Foreign Countries	—	—	—	—	—	5,606	5,566	11,[illegible]68	5,[illegible]63	3,770
TOTAL FOREIGN COUNTRIES	—	—	—	—	—	4,46,72,345	3,16,97,[illegible]10	3,13,61,259	2,67,56,778	3,97,97,[illegible]01

No. 10—*continued*

ARTICLES, AND COUNTRIES OF CONSIGNMENT; ALSO SHARE OF EACH PROVINCE	Quantity					Value				
	1929-30	1930-31	1931-32	1932-33	1933-34	1929-30	1930-31	1931-32	1932-33	1933-34
Machinery and Millwork—*concluded*						R	R	R	R	R
***Total value of Machinery and Millwork*—continued**										
Share of Bengal	—	—	—	—	—	*7,23,40,637*	*5,58,70,343*	*3,31,39,451*	*4,01,17,180*	*5,15,59,193*
„ *Bombay*	—	—	—	—	—	*5,32,67,167*	*3,99,42,898*	*3,57,79,875*	*3,66,75,008*	*4,21,69,751*
„ *Sind*	—	—	—	—	—	*1,48,61,655*	*1,16,22,557*	*1,39,39,812*	*1,12,75,645*	*1,27,15,999*
„ *Madras*	—	—	—	—	—	*2,35,28,100*	*1,99,51,947*	*1,34,63,652*	*1,07,66,047*	*1,44,71,123*
„ *Burma*	—	—	—	—	—	*1,91,87,597*	*1,60,90,607*	*1,29,10,807*	*65,90,180*	*67,76,800*
TOTAL	—	—	—	—	—	18,21,85,156	14,34,78,352	10,92,33,597	10,54,24,060	12,76,92,871
Manures (*excluding* oil cake)—										
***Nitrogenous*—**										
Nitrate of Soda (II. 8)—	Tons	Tons	Tons	Tons	Tons					
United Kingdom (*including* Channel Islands)	..	5	447	297	526	..	903	57,016	38,039	64,541
Ceylon (*excluding* Maldives)	..	..	100	..	..	13	..	14,255	..	..
TOTAL BRITISH EMPIRE	..	5	547	297	526	13	903	71,271	38,039	64,541
Norway	46	218	313	269	533	6,994	29,377	40,866	34,408	64,574
Germany	130	70	520	165	205	20,761	10,695	66,202	21,816	25,290
Netherlands	274	74	..	..	1	44,176	10,646	..	..	258
Belgium	22	149	331	454	659	3,376	22,324	43,101	51,962	75,179
Italy (*including* Fiume)	225	..	..	..	..	30,417	..	..	10	..
Jugo-Slavia (Kingdom of the Serbs-Croats and Slovenes)	300	..	..	..	77	41,565	..	..	..	6,600
Japan	..	..	..	..	100	..	..	..	..	8,549
United States of America—										
Vid Atlantic Coast	981	..	295	..	..	1,32,670	..	32,527	..	..
Chile (*including* the Pacific Coast of Patagonia)	9,734	3,813	..	45	116	13,29,320	5,22,546	..	5,720	8,764
Other Foreign Countries	10	..	13	10	..	1,645	..	2,402	1,419	..
TOTAL FOREIGN COUNTRIES	11,722	4,324	1,472	943	1,091	16,10,924	5,95,588	1,85,098	1,20,235	1,89,220
Share of Bengal	*5,879*	*1,478*	*1,406*	*539*	*1,061*	*7,93,599*	*2,05,027*	*1,76,077*	*68,793*	*1,22,485*
„ *Bombay*	*1,337*	*70*	*390*	*408*	*647*	*1,90,296*	*10,095*	*49,854*	*51,461*	*66,814*
„ *Sind*	*90*	*104*	*133*	*168*	*225*	*14,409*	*14,447*	*18,528*	*21,598*	*26,614*
„ *Madras*	*4,416*	*2,677*	*80*	*125*	*384*	*6,12,633*	*3,66,322*	*10,360*	*16,422*	*37,943*
„ *Burma*	..	..	*10*	..	..	..	..	*1,550*	..	..
TOTAL	11,722	4,329	2,019	1,240	2,217	16,10,937	5,96,491	2,56,369	1,58,274	2,53,761
Sulphate of Ammonia (II. 8)—	Tons	Tons	Tons	Tons	Tons					
United Kingdom (*including* Channel Islands)	20,727	19,168	16,148	36,037	28,950	30,23,101	25,04,138	18,73,174	36,73,721	28,23,622
Ceylon (*excluding* Maldives)	..	..	19	..	296	34	..	2,854	..	29,078
Canada—										
Vid Atlantic Coast	..	..	..	1	..	..	..	..	78	..
TOTAL BRITISH EMPIRE	20,727	19,168	16,167	36,038	29,252	30,23,225	25,04,138	18,76,028	36,73,799	28,53,550
Germany	2,286	200	120	286	10	3,33,245	28,820	14,545	34,080	1,685
Netherlands	400	82	..	..	40	60,310	13,804	20	42	4,231
Belgium	1,106	401	100	1,257	..	1,62,307	51,197	9,834	1,24,213	..
Japan	..	..	..	31	248	..	..	..	2,577	22,396
United States of America—										
Vid Atlantic Coast	300	..	..	..	..	47,519	12	..	..	..
„ Pacific „	..	..	..	..	250	..	..	..	..	22,500
TOTAL FOREIGN COUNTRIES	4,092	683	220	1,574	548	6,03,381	88,833	24,399	1,60,912	50,762
Share of Bengal	*6,073*	*6,346*	*3,139*	*10,395*	*5,587*	*3,59,993*	*3,03,229*	*3,55,229*	*10,25,662*	*5,49,221*
„ *Bombay*	*4,962*	*5,011*	*4,365*	*6,265*	*7,567*	*7,14,264*	*6,96,039*	*5,21,325*	*6,47,662*	*7,12,391*
„ *Sind*	*696*	*395*	*20*	..	*148*	*99,721*	*55,144*	*2,615*	..	*14,416*
„ *Madras*	*12,732*	*7,979*	*8,508*	*20,941*	*16,480*	*13,98,342*	*10,84,625*	*10,20,700*	*21,60,204*	*16,26,426*
„ *Burma*	*356*	*90*	*6*	*11*	*18*	*54,281*	*13,434*	*658*	*1,193*	*1,855*
TOTAL	24,819	19,351	16,387	37,612	29,800	36,26,606	26,52,471	19,90,427	38,34,711	29,04,312

No. 10—*continued*

ARTICLES, AND COUNTRIES OF CONSIGNMENT; ALSO SHARE OF EACH PROVINCE	Quantity					Value				
	1929-30	1930-31	1931-32	1932-33	1933-34	1929-30	1930-31	1931-32	1932-33	1933-34
Manures (*excluding* Oilcake)—*continued*										
Nitrogeneous—continued						R	R	R	R	R
Others† (II. S)—			Tons	Tons	Tons					
United Kingdom (*including* Channel Islands)	—	—	..	..	283	—	—	..	..	38,020
Other British Possessions	—	—	3	7	..	—	—	247	2,976	..
TOTAL BRITISH EMPIRE	—	—	3	7	283	—	—	247	2,976	38,020
Italy (*including* Fiume)	—	—	900	100	..	—	—	81,572	8,535	..
Jugo-Slavia (Kingdom of the Serbs-Croats and Slovenes)	—	—	300	300	320	—	—	26,954	25,500	27,346
Japan	—	—	..	..	267	—	—	..	..	20,699
Other Foreign Countries	—	—	..	..	20	—	—	151	70	1,890
TOTAL FOREIGN COUNTRIES	—	—	1,200	400	607	—	—	1,08,677	34,105	88,935
Share of Bengal	—	—	*900*	*3*	*117*	—	—	*81,572*	*2,550*	*12,941*
„ *Bombay*	—	—	..	*2*	*108*	—	—	*12*	*333*	*14,157*
„ *Sind*	—	—	..	..	..	—	—	*120*	*48*	..
„ *Madras*	—	—	*303*	*402*	*665*	—	—	*27,320*	*34,073*	*60,857*
TOTAL	—	—	1,203	407	890	—	—	1,08,924	37,081	96,955
Potassic—	Tons	Tons	Tons	Tons	Tons					
Muriate of Potash (II. S)—										
United Kingdom (*including* Channel Islands)	..	202	..	..	50	..	23,795	16	27	6,542
Palestine	..	..	..	450	600	..	..	..	67,065	76,888
Ceylon (*excluding* Maldives)	2	..	..	150	..	239	..	..	20,979	..
TOTAL BRITISH EMPIRE	2	202	..	600	650	239	23,795	16	88,071	83,430
Germany	7,482	4,116	3,258	1,024	1,155	8,65,936	4,57,864	3,85,405	1,41,932	1,48,326
Netherlands	..	..	..	..	100	..	..	..	..	12,761
Belgium	2	..	1,475	10	282	266	..	1,62,230	2,842	35,958
France	..	..	185	50	225	..	..	23,438	6,841	30,692
Spain	..	..	—	800	..	..	..	..	1,12,657	..
Switzerland	..	..	..	100	..	..	..	..	13,340	..
Egypt	..	..	129	802	700	..	..	13,100	1,00,511	84,408
TOTAL FOREIGN COUNTRIES	7,484	4,116	5,047	2,786	2,462	8,66,202	4,57,864	6,03,173	3,78,123	3,12,145
Share of Bengal	*5,059*	*2,592*	*2,589*	*1,502*	*1,118*	*5,79,393*	*2,88,932*	*3,01,264*	*1,97,580*	*1,33,219*
„ *Bombay*	*15*	*5*	*10*	..	..	*1,723*	*676*	*1,215*	..	..
„ *Sind*	*15*	..	*10*	..	..	*1,689*	..	*1,136*	..	..
„ *Madras*	*2,397*	*1,721*	*2,438*	*1,284*	*1,997*	*2,83,186*	*1,91,852*	*2,99,574*	*2,68,264*	*2,61,786*
TOTAL	7,486	4,318	5,047	3,386	3,112	8,66,441	4,81,359	6,03,189	4,66,194	3,95,575
Others (II. S) (*a*)—			Tons	Tons	Tons					
United Kingdom (*including* Channel Islands)	—	—	..	141	40	—	—	6	23,060	7,197
Palestine	—	—	..	85	..	—	—	..	6,369	..
TOTAL BRITISH EMPIRE	—	—	..	226	40	—	—	6	29,429	7,197
Germany	—	—	1,151	112	296	—	—	1,09,348	20,514	45,814
Belgium	—	—	395	70	335	—	—	30,634	12,224	34,853
Other Foreign Countries	—	—	1	25	46	—	—	100	1,828	4,308
TOTAL FOREIGN COUNTRIES	—	—	1,547	207	677	—	—	1,40,082	34,564	85,172
Share of Bengal	—	—	*1,176*	*115*	*215*	—	—	*88,334*	*19,760*	*33,838*
„ *Bombay*	—	—	*12*	..	*15*	—	—	*1,734*	..	*2,257*
„ *Sind*	—	—	*10*	..	..	—	—	*1,414*	..	..
„ *Madras*	—	—	*350*	*318*	*447*	—	—	*49,386*	*44,243*	*57,646*
TOTAL	—	—	1,547	433	717	—	—	1,40,082	63,993	93,869

† Separately shown from 1931-32. figures prior to 1931-32 were shown under horsehair.
(*a*) Separately shown from 1931-32.

No. 10—*continued*

ARTICLES, AND COUNTRIES, OF CONSIGNMENT; ALSO SHARE OF EACH PROVINCE	QUANTITY					VALUE				
	1929-30	1930-31	1931-32	1932-33	1933-34	1929-30	1930-31	1931-32	1932-33	1933-34
Manures (*excluding* Oilcake)—*continued*			Tons	Tons	Tons	R	R	R	R	R
Phosphatic—										
Super-phosphate (II. 8) (*a*)—										
United Kingdom (*including* Channel Islands)	—	—	106	71	102	—	—	6,870	9,841	10,805
Ceylon (*excluding* Maldives	—	—	89	..	..	—	—	13,225	..	..
Union of South Africa	—	—	..	..	325	—	—	..	..	15,404
Other British Possessions	—	—	..	3	..	—	—	..	440	..
TOTAL BRITISH EMPIRE	—	—	195	74	427	—	—	20,095	10,281	26,209
Germany	—	—	130	252	..	—	—	9,884	14,166	..
Netherlands	—	—	2,004	672	585	—	—	1,16,544	53,080	46,246
Belgium	—	—	1,314	505	215	—	—	99,851	41,536	21,281
Austria	—	—	..	..	20	—	—	..	..	1,099
Japan	—	—	340	1,975	1,753	—	—	24,723	91,421	1,22,277
TOTAL FOREIGN COUNTRIES	—	—	3,788	3,404	2,573	—	—	2,51,002	2,00,203	1,90,903
Share of Bengal	—	—	*2,539*	*2,166*	*1,542*	—	—	*1,64,820*	*97,628*	*1,35,464*
„ *Bombay*	—	—	*5*	*8*	*13*	—	—	*314*	*2,661*	*371*
„ *Sind*	—	—	*13*	..	*11*	—	—	*628*	..	*721*
„ *Madras*	—	—	*1,427*	*1,304*	*1,415*	—	—	*1,15,335*	*1,10,198*	*88,987*
„ *Burma*	—	—	..	..	*20*	—	—	..	..	*1,099*
TOTAL	—	—	3,983	3,478	3,000	—	—	2,71,097	2,10,484	2,17,112
Others (II. 8) (*b*)—	Tons	Tons	Tons	Tons	Tons					
United Kingdom (*including* Channel Islands)	1,988	7,187	30	..	1,124	1,19,883	8,95,178	2,334	603	1,58,783
Seychelles	..	..	400	..	..	..	..	8,710	..	..
Other British Possessions	8	1	30	..	..	78	72	[1,394	..	..
TOTAL BRITISH EMPIRE	1,996	7,188	460	..	1,124	1,20,670	8,95,250	12,438	603	1,58,783
Norway	150	11	..	..	..	18,704	1,437	..	..	..
Germany	4,071	2,299	60	80	81	5,38,818	2,64,136	2,819	3,781	12,668
Netherlands	7,140	4,990	..	100	125	3,99,904	2,84,720	..	4,460	5,695
Belgium	7,332	4,185	753	401	402	7,01,839	2,70,152	36,016	25,288	23,680
France	17	23	..	..	..	8,813	11,968	..	..	..
Italy (*including* Fiume)	2,102	821	21	305	..	2,62,540	76,652	1,087	7,740	..
Jugo-Slavia (Kingdom of the Serbs-Croats and Slovenes)	2	47	..	..	..	252	5,875	..	..	..
Czechoslovakia	350	..	..	..	..	48,321	..	..	..	..
Japan	180	4,128	..	..	125	23,027	2,94,057	..	..	5,272
Egypt	472	156	60	202	52	35,599	10,540	2,869	9,058	2,525
United States of America—*Vid* Atlantic Coast	7,046	8,544	..	..	200	12,69,204	5,72,318	..	..	23,600
TOTAL FOREIGN COUNTRIES	28,871	20,199	894	[1,088	985	33,07,016	17,91,850	42,701	50,322	73,460
Share of Bengal	*15,790*	*10,839*	*868*	*558*	*1,712*	*14,90,037*	*8,27,554*	*29,264*	*19,011*	*2,00,146*
„ *Bombay*	*577*	*581*	..	..	*7*	*83,728*	*82,408*	..	*589*	*1,718*
„ *Sind*	*103*	*613*	..	..	..	*10,327*	*80,850*	..	..	..
„ *Madras*	*14,148*	*14,258*	*486*	*630*	*390*	*13,03,248*	*15,42,031*	*36,965*	*31,325*	*30,379*
„ *Burma*	*249*	*1,046*	..	..	..	*40,346*	*1,64,260*	..	..	..
TOTAL	30,867	27,337	1,354	1,088	2,109	34,27,686	26,87,100	55,229	50,925	2,32,243
Compounds—										
Ammonium Phosphate (II. 8) (*a*)—			[Tons	Tons	Tons					
United Kingdom (*including* Channel Islands)	—	—	3	754	3,778	—	—	1,080	1,30,395	5,60,044
Germany	—	—	20	3	..	—	—	12,029	2,408	..
Netherlands	—	—	50	..	..	—	—	7,209	..	..
United States of America—										
Vid Atlantic Coast	—	—	..	100	25	—	—	..	18,090	3,630
„ Pacific „	—	—	20	150	..	—	—	4,552	27,444	..
Other Foreign Countries	—	—	8	..	1	—	—	4,583	..	625
TOTAL FOREIGN COUNTRIES	—	—	98	253	26	—	—	23,373	48,842	4,255

(*a*) Separately recorded from 1931-32.
(*b*) Figures prior to 1931-32 represent those for artificial and mineral manures other than nitrate of soda, muriate of potash and sulphate of ammonia.

No. 10—*continued*

ARTICLES AND COUNTRIES OF CONSIGNMENT; ALSO SHARE OF EACH PROVINCE	QUANTITY					VALUE				
	1929-30	1930-31	1931-32	1932-33	1933-34	1929-30	1930-31	1931-32	1932-33	1933-34
Manures (*excluding* Oilcake)—*continued*										
						R	R	R	R	R
Compounds—*continued*										
Ammonium Phosphate (II. S) (*b*)—*continued*			Tons	Tons	Tons					
Share of Bengal	—	—	*51*	*335*	*3,655*	—	—	*7,342*	*46,365*	*5,40,702*
,, *Bombay*	—	—	*18*	*3*	*1*	—	—	*12,279*	*2,405*	*675*
,, *Sind*	—	—	*1*	..	..	—	—	*675*	..	..
,, *Madras*	—	—	*3*	*371*	*195*	—	—	*405*	*1,01,030*	*20,646*
,, *Burma*	—	—	*29*	*302*	*23*	—	—	*3,902*	*27,446*	*2,438*
TOTAL	—	—	101	1,007	3,804	—	—	29,403	1,79,237	5,64,299
Fish Manures (*II. S*)—	Tons	Tons	Tons	Tons	Tons					
Aden and Dependencies	74	8	17	1	5	7,874	637	1,338	90	295
Ceylon (*excluding* Maldives)	26	514	10	25	8	1,970	39,419	661	1,844	562
Seychelles	..	..	1	..	252	..	15	50	..	8,892
Other British Possessions	2	8	..	30	..	573	628	..	2,530	..
TOTAL BRITISH EMPIRE	102	525	28	56	265	9,417	40,699	2,049	5,464	9,749
Maskat Territory and Trucial Oman	2,220	1,809	1,411	1,526	641	2,01,476	1,64,802	1,19,929	1,16,869	42,945
Other Native States in Arabia	21	11	22	..	62	1,710	887	1,748	..	5,032
Persia	731	528	236	76	39	72,354	48,895	19,494	4,136	3,162
Other Foreign Countries	16	1	48	17	..	1,280	140	3,099	2,611	..
TOTAL FOREIGN COUNTRIES	2,988	2,349	1,717	1,619	742	2,76,823	2,34,724	1,49,270	1,23,616	51,139
Share of Bengal	..	*3*	..	..	..	..	*400*	..	..	..
,, *Bombay*	*1,814*	*1,141*	*711*	*869*	*595*	*1,50,640*	*94,889*	*57,649*	*71,198*	*47,016*
,, *Sind*	*1,250*	*1,216*	*922*	*752*	*149*	*1,33,821*	*1,40,502*	*86,269*	*51,329*	*6,354*
,, *Madras*	*25*	*514*	*49*	*54*	*260*	*1,670*	*39,415*	*5,861*	*6,462*	*9,464*
,, *Burma*	*1*	..	*3*	..	..	*808*	*803*	*1,540*	..	..
TOTAL	3,090	2,874	1,745	1,675	1,007	2,86,639	2,75,413	1,51,319	1,29,060	60,833
Hornmeal (*II. S*) (*a*)—	Tons	Tons								
TOTAL BRITISH EMPIRE	1	1	—	—	—	96	42	—	—	—
Belgium	1	..	—	—	—	370	..	—	—	—
Share of Bengal	*1*	..	—	—	—	*370*	..	—	—	—
,, *Madras*	*1*	*1*	—	—	—	*96*	*42*	—	—	—
TOTAL	2	1	—	—	—	466	42	—	—	—
Other kinds (*II. S*)—	Tons	Tons	Tons	Tons	Tons					
United Kingdom (*including* Channel Islands)	10	349	230	156	2,690	1,446	20,945	33,911	29,356	4,08,756
Aden and Dependencies	23	73	4	2	2	2,065	6,510	165	180	80
Ceylon (*excluding* Maldives)	22	71	114	14	8	1,188	4,568	13,986	229	139
Somaliland Protectorate	66	105	36	..	92	4,975	8,300	2,770	..	3,777
Seychelles	..	..	..	1,026	..	..	..	..	41,349	..
Other British Possessions	..	..	..	26	..	25	..	5	1,908	3
TOTAL BRITISH EMPIRE	121	598	384	1,224	2,792	9,696	38,318	50,837	73,020	4,12,753
Germany	150	1	67	250	50	21,910	128	14,811	12,225	7,537
Belgium	..	..	4	158	10	..	..	1,849	20,928	585
Maskat Territory and Trucial Oman	39	55	124	30	5	2,957	3,877	9,430	1,482	257
Egypt	..	..	..	500	..	..	..	..	45,112	..
Other Foreign Countries	20	133	132	88	23	1,799	7,429	7,643	6,024	3,329
TOTAL FOREIGN COUNTRIES	209	189	327	1,126	98	34,666	11,434	33,932	86,776	11,999

(*a*) Discontinued from 1931-32, and recorded under "Manures, nitrogenous—others".
(*b*) Separately recorded from 1931-32.

No. 10—*continued*

ARTICLES, AND COUNTRIES OF CONSIGNMENT; ALSO SHARE OF EACH PROVINCE	Quantity					Value				
	1929-30	1930-31	1931-32	1932-33	1933-34	1929-30	1930-31	1931-32	1932-33	1933-34
Manures (*excluding* Oilcake)—*continued* Compounds—*continued*	Tons	Tons	Tons	Tons	Tons	R	R	R	R	R
Other kinds (II. S)—continued										
Share of Bengal	*5*	*11*	*47*	*1,780*	*2,765*	*605*	*1,431*	*7,570*	*1,11,316*	*4,17,793*
„ *Bombay*	*8*	*1*	*69*	*7*	*8*	*618*	*127*	*8,122*	*367*	*1,809*
„ *Sind*	*135*	*366*	*891*	*64*	*99*	*10,751*	*24,153*	*19,943*	*2,916*	*4,122*
„ *Madras*	*32*	*409*	*284*	*449*	*18*	*2,435*	*24,041*	*38,826*	*39,750*	*724*
„ *Burma*	*150*	..	*20*	*50*	..	*31,953*	..	*10,308*	*4,456*	*3*
TOTAL	330	787	711	2,350	2,890	46,362	49,752	84,769	1,58,805	4,24,452
Artificial and mineral manures (II. S)—*	Tons	Tons								
United Kingdom (*including* Channel Islands)	22,715	26,512	—	—	—	31,43,073	34,84,014	—	—	—
Ceylon (*excluding* Maldives)	5	1	—	—	—	911	72	—	—	—
Other British Possessions	2	..	—	—	—	163	..	—	—	—
TOTAL BRITISH EMPIRE	22,725	26,513	—	—	—	31,44,147	34,84,086	—	—	—
Norway	190	229	—	—	—	25,698	30,814	—	—	—
Germany	13,909	6,685	—	—	—	17,58,755	7,56,215	—	—	—
Netherlands	7,814	5,146	—	—	—	5,04,390	3,08,670	—	—	—
Belgium	8,462	4,735	—	—	—	8,67,788	3,43,073	—	—	—
France	27	23	—	—	—	10,458	11,963	—	—	—
Italy (*including* Fiume)	2,327	821	—	—	—	2,92,957	76,052	—	—	—
Czechoslovakia	350	..	—	—	—	48,321	..	—	—	—
Jugo-Slavia (Kingdom of the Serbs Croats and Slovenes)	302	47	—	—	—	41,817	5,875	—	—	—
Japan	189	4,123	—	—	—	23,027	2,94,057	—	—	—
Egypt	472	156	—	—	—	35,599	10,540	—	—	—
United States of America—										
Vid Atlantic Coast	8,327	3,544	—	—	—	14,49,393	5,72,330	—	—	—
Chile (*including* the Pacific Coast of Patagonia)	9,734	3,813	—	—	—	13,29,320	5,22,546	—	—	—
TOTAL FOREIGN COUNTRIES	52,160	20,322	—	—	—	63,87,523	20,33,335	—	—	—
Share of Bengal	*32,801*	*21,255*	—	—	—	*37,23,527*	*21,24,742*	—	—	—
„ *Bombay*	*6,391*	*5,697*	—	—	—	*9,90,011*	*7,89,714*	—	—	—
„ *Sind*	*904*	*1,112*	—	—	—	*1,26,146*	*1,50,441*	—	—	—
„ *Madras*	*33,693*	*26,635*	—	—	—	*45,97,359*	*31,84,830*	—	—	—
„ *Burma*	*605*	*1,136*	—	—	—	*94,627*	*1,67,694*	—	—	—
TOTAL	74,804	55,835	—	—	—	95,31,670	64,17,421	—	—	—
Total Manures—	Tons	Tons	Tons	Tons	Tons					
United Kingdom (*including* Channel Islands)	22,727	26,361	16,964	37,491	37,549	31,45,032	35,05,162	19,74,871	39,11,519	40,78,309
Palestine	..	..	..	560	600	..	..	..	75,346	76,888
Aden and Dependencies	97	81	21	3	7	9,339	7,137	1,503	220	375
Ceylon (*excluding* Maldives)	57	587	365	191	312	4,162	44,096	46,608	23,090	31,629
Union of South Africa	2	..	..	..	325	103	..	..	..	15,104
Somaliland Protectorate	66	105	36	..	92	4,975	6,300	2,770	..	3,777
Seychelles	..	..	401	1,026	252	25	15	8,760	41,343	8,895
Other British Possessions	..	3	..	5	..	60	425	5	568	2
TOTAL BRITISH EMPIRE	22,949	27,637	17,787	39,276	39,137	31,63,756	35,63,135	20,34,017	40,52,086	42,14,276
Norway	196	229	313	269	533	25,698	30,814	40,866	34,408	64,574
Germany	14,119	6,686	5,326	2,172	1,797	17,90,665	7,56,343	6,15,114	2,50,967	2,41,296
Netherlands	7,814	5,146	2,084	789	876	5,04,390	3,08,670	1,23,431	60,218	70,310
Belgium	8,465	4,735	4,378	2,955	1,904	8,68,374	3,43,673	4,07,086	2,83,893	1,92,161

* Discontinued from 1931-32 and shown under different heads of manures.

No. 10—*continued*

ARTICLES, AND COUNTRIES OF CONSIGNMENT; ALSO SHARE OF EACH PROVINCE	Quantity					Value				
	1929-30	1930-31	1931-32	1932-33	1933-34	1929-30	1930-31	1931-32	1932-33	1933-34
Manures (*excluding* Oilcake)—*concluded*	Tons	Tons	Tons	Tons	Tons	R	R	R	R	R
Total Manures—*continued*										
France	27	23	198	60	246	10,458	11,963	25,857	8,260	34,078
Spain	..	..	..	800	..	..	..	..	1,12,657	..
Switzerland	..	..	..	100	..	..	..	..	13,340	..
Italy (*including* Fiume)	2,338	821	921	431	1	2,93,811	76,652	82,659	18,128	90
Czechoslovakia	350	..		..	..	49,321	..	..	..	..
Jugo Slavia (Kingdom of the Serbs Croats and Slovenes)	302	47	300	350	397	41,817	5 875	26,954	29,939	33,946
Iraq	3	62	69	..	..	225	2,905	5,931	..	..
Maskat Territory and Trucial Oman	2,259	1,864	1,536	1,556	646	2,04,435	1,88,679	1,29,659	1,18,351	43,202
Other Native States in Arabia	33	17	20	5	62	2,604	1,308	2,072	199	5,018
Persia	731	568	236	102	39	72,354	51,353	19,494	5,196	3,162
Japan	189	4,123	340	2,006	2,525	23,027	2,94,057	24,723	94,011	1,91,417
Egypt	475	156	139	1,504	772	35,794	10,540	14,969	1,56,681	88,823
United States of America—*Vid* Atlantic Coast	8,327	3,544	295	100	225	14,40,393	5,72,330	32,737	18,990	27,230
„ Pacific „	5	..	20	150	250	605	..	4,553	27,444	22,500
Chile (*including* the Pacific Coast of Patagonia)	9,734	3,818	..	45	116	13,20,320	5,22,546	..	5,720	8,704
Other Foreign Countries	..	20	70	6	20	..	1,785	5,615	206	1,999
TOTAL FOREIGN COUNTRIES	55,367	31,860	16,310	13,400	10,400	67,01,381	31,79,493	15,66,719	12,36,698	10,27,690
Share of Bengal	*32,807*	*21,269*	*12,764*	*17,383*	*17,709*	*37,24,502*	*21,26,573*	*13,01,424*	*15,91,035*	*21,44,199*
„ *Bombay*	*8,713*	*6,839*	*5,530*	*7,562*	*8,863*	*11,41,269*	*8,84,730*	*6,52,524*	*7,76,729*	*8,47,721*
„ *Sind*	*2,289*	*2,694*	*1,459*	*984*	*632*	*2,70,718*	*3,15,096*	*1,31,288*	*75,888*	*80,127*
„ *Madras*	*33,751*	*27,559*	*14,227*	*26,378*	*22,321*	*46,01,560*	*32,48,332*	*15,92,632*	*28,12,049*	*21,94,327*
„ *Burma*	*756*	*1,136*	*67*	*369*	*61*	*1,27,088*	*1,67,597*	*82,866*	*33,093*	*5,391*
TOTAL	78,316	59,497	34,097	52,676	49,546	98,85,137	67,42,628	36,00,736	52,88,784	52,41,966
Matches—	Gross of Boxes	Gross of Boxes	Gross of Boxes	Gross of Boxes	Gross of Boxes					
***Safety (III. U)*—**										
United Kingdom (*including* Channel Islands)	3,508	3,656	2,823	1,804	3,070	8,408	8,848	8,176	5,905	9,436
Straits Settlements	18,540	12,637	346	11	720	37,431	28,709	994	24	1,621
Other British Possessions	64	38	17	55	1,000	121	53	28	36	1,806
TOTAL BRITISH EMPIRE	22,112	16,331	3,186	1,870	4,790	45 960	37,610	9,198	5,965	12,863
Sweden	693,250	202,220	92,395	32,650	46,819	7,39,139	2,69,046	82,807	31,212	40,876
Japan	51,583	5,764	127	10,005	11,703	49,872	5,279	49	4,468	6,736
Other Foreign Countries	14,372	986	716	640	294	12,643	2,002	1,314	1,386	488
TOTAL FOREIGN COUNTRIES	759,205	208,970	93,238	43,295	58,816	8,01,674	2,76,367	84,170	37,051	47,700
Share of Bengal	*97,296*	*22,073*	*1,134*	*905*	*10,939*	*1,04,632*	*19,603*	*4,467*	*3,734*	*12,617*
„ *Bombay*	*246,623*	*183,023*	*58,659*	*25,790*	*28,504*	*2,34,775*	*1,49,488*	*45,708*	*17,194*	*23,213*
„ *Sind*	*152,304*	*51,766*	*29,400*	*15,200*	*15,197*	*1,59,89-*	*57,632*	*34,211*	*17,904*	*18,990*
„ *Madras*	*39,909*	*25,756*	*6,588*	*1,712*	*562*	*44,903*	*28,248*	*7,920*	*1,920*	*768*
„ *Burma*	*245,116*	*32,683*	*643*	*1,558*	*2,404*	*2,93,428*	*61,659*	*1,952*	*2,264*	*3,901*
TOTAL	781,317	315,301	96,424	4 ,165	63,606	8,47,634	3,13,977	98,358	43,016	60,503
***Other sorts (III. U)*—**	Gross of Boxes	Gross of Boxes	Gross of Boxes	Gross of Boxes	Gross of Boxes					
TOTAL BRITISH EMPIRE	86	36	1	102	112	1,722	2,259	305	64	1,037

No. 10—*continued*

ARTICLES, AND COUNTRIES OF CONSIGNMENT; ALSO SHARE OF EACH PROVINCE	QUANTITY					VALUE				
	1929-30	1930-31	1931-32	1932-33	1933-34	1929-30	1930-31	1931-32	1932-33	1933-34
Matches—*continued*	Gross of Boxes	Gross of Boxes	Gross of Boxes	Gross of Boxes	Gross of Boxes	R	R	R	R	R
***Other sorts (III. U)*—contd.**										
Sweden	102,099	67,500	8,750	10,200	15,000	2,39,453	83,669	11,562	7,969	12,197
Japan	85	18,750	..	1,250	..	76	10,698	..	603	..
Other Foreign Countries	57	1	..	2	..	365	96	..	5	..
TOTAL FOREIGN COUNTRIES	102,791	81,251	8,750	11,452	15,000	2,39,894	94,463	11,562	8,577	12,197
Share of Bengal	*17,545*	*23,787*	*1*	*11,551*	*15,112*	*15,217*	*20,866*	*305*	*3,630*	*13,234*
„ *Bombay*	*2,626*	..	..	..	..	*3,459*	..	..	..	..
„ *Sind*	*167,499*	*57,500*	*8,750*	*1*	..	*2,17,779*	*75,856*	*11,562*	*6*	..
„ *Madras*	*5,207*	..	..	*2*	..	*5,161*	..	..	*5*	..
TOTAL	192,877	81,287	8,751	11,554	15,112	2,41,616	96,722	11,867	8,641	13,234
***Total Matches*—**	Gross of Boxes	Gross of Boxes	Gross of Boxes	Gross of Boxes	Gross of Boxes					
United Kingdom (*including* Channel Islands)	3,586	3,692	2,824	1,906	3,182	10,116	11,107	8,481	5,969	10,473
Straits Settlements	18,540	12,037	346	..	720	37,431	28,709	994	..	1,621
Other British Possessions	74	38	17	66	1,000	138	53	28	60	1,806
TOTAL BRITISH EMPIRE	22,200	16,857	3,187	1,972	4,902	47,685	39,869	9,503	6,029	13,900
Sweden	895,049	359,720	101,145	42,850	61,819	9,78,592	3,52,755	94,369	39,181	58,073
Japan	51,018	19,514	127	11,255	11,703	49,948	15,077	49	5,056	6,336
Other Foreign Countries	14,427	987	716	642	294	13,025	2,098	1,314	1,391	488
TOTAL FOREIGN COUNTRIES	951,994	380,221	101,988	54,747	73,816	10,41,565	3,70,330	95,732	45,628	59,897
Share of Bengal	*114,840*	*45,360*	*1,135*	*12,456*	*32,051*	*1,19,849*	*40,529*	*4,712*	*12,364*	*25,851*
„ *Bombay*	*249,249*	*183,023*	*58,659*	*25,790*	*28,504*	*2,38,234*	*1,49,485*	*45,708*	*17,194*	*23,213*
„ *Sind*	*319,803*	*109,266*	*38,150*	*15,201*	*15,397*	*3,37,675*	*1,33,478*	*45,773*	*17,910*	*18,990*
„ *Madras*	*45,116*	*25,756*	*6,588*	*1,714*	*362*	*50,064*	*28,248*	*7,090*	*1,925*	*743*
„ *Burma*	*245,186*	*32,683*	*643*	*1,558*	*2,404*	*2,93,423*	*58,959*	*1,952*	*2,264*	*5,001*
TOTAL	974,194	396,588	105,175	56,719	78,718	10,89,250	4,10,699	1,05,235	51,657	73,797
Match-making Materials—										
***Undipped splints (III. U)*—**	Lbs.	Lbs.	Lbs.	Lbs.	Lbs.					
TOTAL BRITISH EMPIRE	..	..	..	48	127	..	..	..	23	18
TOTAL FOREIGN COUNTRIES	25,350	214	..	2	..	2,287	36	..	1	..
Share of Bombay	..	*214*	..	*45*	..	..	*36*	..	*24*	..
„ *Madras*	..	..	..	..	*127*	..	..	..	..	18
„ *Burma*	*25,350*	..	..	..	..	*2,287*	..	..	..	..
TOTAL	25,350	214	..	45	127	2,287	36	..	24	18
***Veneers for match boxes and empty boxes (III. U)*—**	Lbs.	Lbs.	Lbs.	Lbs.	Lbs.					
TOTAL BRITISH EMPIRE	..	4	..	..	..	..	7	..	..	..
Japan	49,300	1	..	881	..	10,788	1	..	44	..
United States of America—*Vid* Atlantic Coast	144	..	..	..	..	219	..	..	..	..
TOTAL FOREIGN COUNTRIES	49,444	1	..	881	..	10,952	1	..	44	..

No. 10—*continued*

ARTICLES, AND COUNTRIES OF CONSIGNMENT; ALSO SHARE OF EACH PROVINCE	QUANTITY					VALUE				
	1929-30	1930-31	1931-32	1932-33	1933-34	1929-30	1930-31	1931-32	1932-33	1933-34
						R	R	R	R	R
Match-making Materials—*continued*										
***Veneers for match boxes and empty boxes (III. U)*—contd.**	Lbs.	Lbs.	Lbs.	Lbs.	Lbs.					
Share of Bombay	..	5	..	831	..	..	8	..	41	..
„ *Burma*	49,444	..	..	..	..	10,952	..	..	..	..
TOTAL	49,444	5	..	831	..	10,952	8	..	44	..
***Total Match-making Materials*—**	Lbs.	Lbs.	Lbs.	Lbs.	Lbs.					
TOTAL BRITISH EMPIRE	..	4	..	43	127	..	7	..	23	18
Japan	74,650	1	..	883	..	13,020	1	..	45	..
Other Foreign Countries	144	214	..	..	..	219	36	..	..	..
TOTAL FOREIGN COUNTRIES	74,794	215	..	883	..	13,239	37	..	45	..
Share of Bombay	..	219	..	926	..	..	44	..	68	..
„ *Madras*	..	..	..	..	127	..	..	..	..	18
„ *Burma*	74,794	..	..	..	..	13,239	..	..	..	..
TOTAL	74,794	219	..	926	127	13,239	44	..	68	18
Mats and Matting, *except* coir and rubber (III. U)—	Sq. yards	Sq. yards	Sq. yards	Sq. yards	Sq. yards					
Ceylon (*excluding* Maldives)	23,923	24,226	23,625	23,329	18,113	12,450	10,795	10,508	7,430	5,414
Straits Settlements	93,795	63,347	47,404	44,975	45,485	57,056	42,540	27,860	17,709	15,297
Hongkong	196,908	246,080	171,668	184,414	205,169	70,070	74,822	39,635	41,059	44,552
Other British Possessions	3,362	8,917	15,271	7,857	3,789	1,865	4,445	3,795	4,055	1,882
TOTAL BRITISH EMPIRE	317,988	342,570	260,968	260,575	272,556	1,41,441	1,32,602	81,798	70,243	67,165
China (*exclusive* of Hongkong and Macão)	242,265	256,646	197,224	170,828	231,895	1,04,015	96,304	59,353	51,408	58,129
Japan	887,526	1,264,745	1,019,659	1,894,786	2,365,300	2,28,349	2,33,509	1,92,501	2,58,493	3,15,325
Other Foreign Countries	49,859	123,284	118,145	54,257	48,697	9,305	12,128	12,479	6,054	5,068
TOTAL FOREIGN COUNTRIES	1,179,650	1,644,675	1,335,028	2,119 871	2,645,892	3,41,669	3,41,941	2,64,336	3,15,955	3,78,522
Share of Bengal	388,574	712,045	565,739	1,125,544	1,342,186	88,050	1,18,302	1,02,062	1,31,745	1,61,879
„ *Bombay*	525,996	714,671	636,265	656,115	1,128,910	1,95,687	2,07,698	1,43,661	1,76,643	2,07,783
„ *Sind*	107,901	168,615	156,747	114,321	87,044	21,954	20,030	19,326	16,305	9,144
„ *Madras*	133,226	126,034	86,263	99,391	195,817	68,259	66,742	41,273	30,618	37,816
„ *Burma*	341,943	265,880	162,992	114,075	194,491	1,09,220	71,961	39,719	31,847	28,155
TOTAL	1,497,638	1,987,245	1,595,996	2,380,446	2,918,448	4,83,110	4,74,543	3,46,134	3,86,158	4,45,687
Metals and Ores—										
***Aluminium*—**										
Unwrought (ingots, blocks, bars, etc.) (III. L)—	Cwts.	Cwts.	Cwts.	Cwts.	Cwts.					
United Kingdom (*including* Channel Islands)	281	851	816	55	75	18,981	55,[illegible]	1,256	4,971	4,[illegible]
Ceylon (*excluding* Maldives)	..	..	115	109	..	..	..	2,[illegible]	1,[illegible]	..
TOTAL BRITISH EMPIRE	281	851	131	164	75	18,981	55,[illegible]	3,226	5,[illegible]	4,[illegible]
Italy (*including* Fiume)	99	..	..	..	..	6,186	..	..	..	..
United States of America—										
Vid Atlantic Coast	600	..	..	..	..	35,178	..		..	..
Other Foreign Countries	..	..	10	..	50	..	..	[illegible]	1	[illegible]
TOTAL FOREIGN COUNTRIES	699	..	10	..	50	41,364	..	[illegible]	1	[illegible]

No. 10—*continued*

ARTICLES, AND COUNTRIES OF CONSIGNMENT; ALSO SHARE OF EACH PROVINCE	QUANTITY					VALUE				
	1929-30	1930-31	1931-32	1932-33	1933-34	1929-30	1930-31	1931-32	1932-33	1933-34
						R	R	R	R	R
Metals and Ores—*continued*										
***Aluminium*—continued**										
Unwrought (ingots, blocks, bars, etc.) (III. L)—*contd.*	Cwts.	Cwts.	Cwts.	Cwts.	Cwts.					
Share of Bengal	*773*	*835*	*2*	*52*	*51*	*47,082*	*54,545*	*64*	*4,109*	*3,133*
„ *Bombay*	*4*	*14*	*21*	*2*	*74*	*357*	*1,121*	*1,695*	*138*	*6,474*
„ *Madras*	*203*	*1*	*118*	*110*	..	*12,872*	*41*	*2,262*	*1,346*	..
„ *Burma*	..	*1*	..	..	..	*34*	*173*	..	..	..
TOTAL	980	851	141	164	125	60,345	55,880	4,021	5,593	9,606
Wrought—										
Circles (III. L)—	Cwts.	Cwts.	Cwts.	Cwts.	Cwts.					
United Kingdom (*including* Channel Islands)	41,731	22,780	8,600	7,951	16,778	35,99,523	18,48,102	6,38,877	7,09,419	13,51,472
Canada—										
Vid Atlantic Coast	3,873	3,619	2,479	258	3,095	3,03,764	2,67,598	1,02,498	17,515	2,19,589
TOTAL BRITISH EMPIRE	45,604	26,399	11,079	8,209	19,873	39,03,287	21,15,700	8,01,375	7,26,934	15,71,061
Norway	..	299		..	..	..	23,039	..	..	..
Germany	12,876	13,036	5,423	157	4,163	10,20,302	10,80,789	3,84,188	10,500	3,01,614
Netherlands	..	1,653	..	..	..	..	1,30,438	..	..	..
Belgium	831	..	..	..	..	67,500	..	..	..	..
France	15,273	8,610	3,406	584	..	12,06,081	6,79,257	5,91,662	61,416	..
Switzerland	12,812	6,148	4,003	550	937	9,68,655	4,64,664	2,02,209	40,027	76,693
Italy (*including* Fiume)	1,390	..	89	134	..	1,00,992	..	5,653	9,041	..
Japan	6,260	9,076	22	6,707	5,278	5,02,436	6,49,784	1,302	5,16,209	3,68,351
United States of America—										
Vid Atlantic Coast	62,530	52,017	4,354	370	681	50,39,987	40,58,057	3,09,527	26,542	50,208
„ Pacific „	..	..	..	181	..	..	..	..	18,979	..
TOTAL FOREIGN COUNTRIES	111,972	92,639	22,387	8,683	11,059	89,06,043	70,86,028	15,84,541	6,92,914	7,96,866
Share of Bengal	*68,143*	*50,108*	*7,671*	*7,818*	*9,726*	*56,81,074*	*40,60,899*	*6,17,186*	*7,82,378*	*8,40,529*
„ *Bombay*	*61,845*	*44,614*	*19,007*	*6,679*	*14,354*	*49,43,003*	*33,30,559*	*13,23,331*	*4,68,000*	*10,68,923*
„ *Sind*	*7,045*	*5,168*	*1,320*	*44*	*1,155*	*5,43,961*	*3,81,255*	*87,294*	*3,670*	*83,301*
„ *Madras*	*8,666*	*10,821*	*861*	*320*	*2,230*	*7,43,319*	*8,01,098*	*67,017*	*21,290*	*1,67,665*
„ *Burma*	*11,377*	*8,327*	*4,607*	*2,031*	*2,968*	*8,97,973*	*6,27,917*	*3,01,088*	*1,44,610*	*2,17,210*
TOTAL	157,576	119,038	33,466	16,892	30,032	1,28,09,330	92,01,728	23,85,916	14,19,848	23,67,927
Sheets (III. L)—	Cwts.	Cwts.	Cwts.	Cwts.	Cwts.					
United Kingdom (*including* Chanel Islands	849	534	309	1,173	1,328	67,142	42,288	24,336	87,435	99,992
Other British Possessions	40	20	45	..	4	3,014	1,535	2,887	..	407
TOTAL BRITISH EMPIRE	889	554	354	1,173	1,332	70,156	43,823	27,223	87,435	1,00,399
Germany	175	217	372	198	314	17,156	17,742	29,054	16,154	26,393
France	7	23	161	5	10	473	1,300	9,346	476	774
Switzerland	654	134	104	40	86	44,183	9,605	7,034	2,000	5,521
Japan	..	..	..	66	..	..	..	..	5,225	..
United States of America—										
Vid Atlantic Coast	2,069	1,041	237	62	..	1,57,356	75,353	15,288	4,358	..
Other Foreign Countries	150	82	11	..	2	11,254	3,639	704	7	165
TOTAL FOREIGN COUNTRIES	3,055	1,447	885	371	412	2,30,422	1,07,639	62,026	28,220	32,853
Share of Bengal	*568*	*724*	*391*	*951*	*568*	*46,299*	*55,115*	*30,737*	*73,989*	*49,332*
„ *Bombay*	*1,535*	*614*	*636*	*426*	*918*	*1,09,097*	*43,566*	*45,955*	*29,758*	*63,367*
„ *Sind*	*63*	*39*	*65*	*64*	*103*	*3,374*	*3,568*	*5,644*	*6,060*	*10,245*
„ *Madras*	*1,526*	*555*	*73*	*77*	*122*	*1,18,549*	*43,728*	*5,070*	*3,724*	*7,406*
„ *Burma*	*252*	*69*	*24*	*26*	*38*	*18,259*	*5,485*	*1,843*	*2,124*	*2,902*
TOTAL	3,944	2,001	1,239	1,544	1,744	3,00,578	1,51,462	89,249	1,15,655	1,33,252

No. 10—*continued*

ARTICLES, AND COUNTRIES OF CONSIGNMENT; ALSO SHARE OF EACH PROVINCE	Quantity					Value				
	1929-30	1930-31	1931-32	1932-33	1933-34	1929-30	1930-31	1931-32	1932-33	1933-34
						R	R	R	R	R
Metals and Ores—*continued*										
***Aluminium*—continued**										
Other manufactures (III. L)—	Cwts.	Cwts.	Cwts.	Cwts.	Cwts.					
United Kingdom (*including* Channel Islands)	2,326	1,922	882	1,341	2,562	2,93,078	1,85,802	86,406	1,48,826	2,91,230
Canada—										
Vid Atlantic Coast	97	247	188	..	87	6,548	15,757	12,316	..	6,149
Other British Possessions	223	233	120	404	561	9,187	8,704	2,907	7,849	9,577
TOTAL BRITISH EMPIRE	2,646	2,402	1,190	1,745	3,210	3,08,813	2,10,263	1,01,631	1,51,675	3,06,965
Germany	2,536	1,839	1,816	3,057	2,022	3,43,396	2,22,868	2,08,147	3,65,116	2,61,977
Belgium	1,214	232	194	692	151	1,75,645	33,405	25,849	1,06,153	17,015
France	69	346	185	21	7	10,921	21,803	13,290	4,706	1,092
Switzerland	628	125	673	42	523	82,182	24,577	67,492	6,758	74,648
Italy (*including* Fiume)	465	130	220	81	186	38,406	24,073	33,482	12,211	32,394
Austria	18	22	16	2	11	9,689	10,510	8,722	2,466	1,617
Java	31	106	..	..	..	5,106	16,836	..	..	..
Japan	67	46	12	68	282	12,475	7,426	3,620	11,474	33,725
United States of America—										
Vid Atlantic Coast	737	1,123	195	42	95	66,569	77,468	14,777	4,961	9,807
„ Pacific „	..	..	..	..	..	..	..	..	..	8
Other Foreign Countries	114	74	84	203	199	6,384	4,536	10,298	11,174	6,310
TOTAL FOREIGN COUNTRIES	5,879	4,043	3,395	4,209	3,476	7,55,763	4,43,202	3,85,178	5,25,081	4,41,643
Share of Bengal	*3,252*	*2,924*	*1,935*	*3,729*	*3,893*	*4,56,703*	*3,01,977*	*2,02,676*	*4,28,480*	*4,68,064*
„ *Bombay*	*2,474*	*1,852*	*1,639*	*1,024*	*1,636*	*2,49,191*	*1,80,211*	*1,61,318*	*1,83,754*	*1,87,131*
„ *Sind*	*204*	*150*	*112*	*348*	*267*	*24,736*	*16,616*	*11,687*	*20,438*	*14,056*
„ *Madras*	*2,010*	*1,025*	*710*	*719*	*913*	*2,59,071*	*1,01,911*	*88,013*	*87,573*	*67,714*
„ *Burma*	*585*	*494*	*289*	*133*	*77*	*74,875*	*52,730*	*23,145*	*14,111*	*11,549*
TOTAL	8,525	6,445	4,585	5,953	6,086	10,64,576	6,58,465	4,86,809	6,76,756	7,48,508
***Total Aluminium*—**	Cwts.	Cwts.	Cwts.	Cwts.	Cwts.					
United Kingdom (*including* Channel Islands)	45,187	26,087	9,807	10,520	20,718	39,78,724	21,82,072	7,50,885	9,44,961	17,47,686
Ceylon (*excluding* Maldives)	70	98	177	411	396	2,726	4,203	8,259	5,203	5,054
Canada—										
Vid Atlantic Coast	4,010	3,886	2,712	262	3,182	3,13,126	2,84,887	1,77,637	17,815	2,25,786
Other British Possessions	144	135	58	98	169	6,461	4,504	1,774	3,627	4,930
TOTAL BRITISH EMPIRE	49,420	30,206	12,754	11,291	24,490	43,01,237	24,25,666	9,33,565	9,71,636	19,83,408
Norway	..	299	..	..	..	..	23,019	..	..	..
Germany	15,587	15,992	7,621	3,412	6,509	13,85,044	13,21,399	6,22,684	3,91,770	5,94,216
Netherlands	4	1,664	42	5	..	372	1,31,570	4,979	1,091	..
Belgium	2,092	264	204	692	151	2,46,796	37,024	25,847	1,06,153	17,015
France	15,349	8,979	8,752	610	17	12,17,475	7,02,960	6,14,298	66,660	1,868
Switzerland	14,094	6,407	4,670	632	1,546	10,95,020	4,98,846	3,66,735	58,285	1,60,862
Italy (*including* Fiume)	2,044	130	309	215	186	1,51,573	24,073	39,136	21,852	32,394
Austria	18	22	16	2	11	9,689	10,510	8,722	2,466	1,617
Java	31	106	..	..	..	5,106	16,836	..	..	..
Japan	6,327	9,122	84	6,841	5,660	5,14,911	6,57,210	4,922	5,32,906	4,05,467
United States of America—										
Vid Atlantic Coast	65,936	55,081	4,786	474	776	52,94,043	42,10,879	3,31,592	35,961	60,105
„ Pacific „	..	..	..	151	..	..	..	..	18,979	8
Other Foreign Countries	123	63	43	198	201	7,616	2,424	5,245	10,10	6,475
TOTAL FOREIGN COUNTRIES	121,605	98,129	26,677	13,262	14,097	99,32,592	76,26,869	30,22,440	12,46,216	12,75,807

No. 10—*continued*

ARTICLES, AND COUNTRIES OF CONSIGNMENT; ALSO SHARE OF EACH PROVINCE	QUANTITY					VALUE				
	1929-30	1930-31	1931-32	1932-33	1933-34	1929-30	1930-31	1931-32	1932-33	1933-34
						R	R	R	R	R
Metals and Ores—*continued*										
Total Aluminium—*continued*	Cwts.	Cwts.	Cwts.	Cwts.	Cwts.					
Share of Bengal	*72,736*	*54,691*	*9,599*	*19,550*	*14,227*	*62,31,158*	*44,72,536*	*8,50,663*	*12,89,356*	*13,61,337*
„ *Bombay*	*65,858*	*47,094*	*21,353*	*8,131*	*17,382*	*53,01,648*	*35,66,457*	*15,32,299*	*6,53,650*	*13,25,891*
„ *Sind*	*7,312*	*5,357*	*1,497*	*456*	*1,530*	*5,77,071*	*4,01,459*	*1,04,595*	*30,168*	*1,07,596*
„ *Madras*	*12,405*	*12,402*	*1,762*	*1,226*	*3,265*	*11,33,811*	*9,46,778*	*1,58,362*	*83,933*	*2,32,785*
„ *Burma*	*12,714*	*8,891*	*4,920*	*2,190*	*3,083*	*9,91,141*	*6,86,305*	*3,26,076*	*1,60,745*	*2,31,661*
TOTAL	171,025	128,535	39,431	24,553	39,487	1,42,34,829	1,00,02,535	29,65,995	22,17,852	32,59,293
Antifriction Metal (III. L)—	Cwts.	Cwts.	Cwts.	Cwts.	Cwts.					
United Kingdom (*including* Channel Islands)	7,283	4,895	3,673	2,978	3,780	4,63,427	2,52,257	1,98,316	1,62,744	2,55,588
Other British Possessions	16	21	17	17	22	1,613	1,060	869	1,395	808
TOTAL BRITISH EMPIRE	7,299	4,904	3,690	2,995	3,802	4,65,040	2,53,317	1,99,185	1,64,139	2,56,396
TOTAL FOREIGN COUNTRIES	111	54	30	91	8	4,656	1,958	1,528	2,264	289
Share of Bengal	*3,978*	*2,475*	*1,775*	*1,546*	*2,201*	*2,20,499*	*1,17,725*	*64,030*	*73,186*	*1,45,474*
„ *Bombay*	*1,125*	*1,319*	*337*	*451*	*231*	*59,492*	*67,970*	*25,803*	*35,765*	*28,921*
„ *Sind*	*267*	*151*	*136*	*311*	*207*	*19,128*	*12,030*	*13,702*	*10,273*	*13,621*
„ *Madras*	*1,204*	*798*	*1,091*	*548*	*500*	*1,17,993*	*36,038*	*21,324*	*30,257*	*33,983*
„ *Burma*	*836*	*302*	*333*	*230*	*666*	*52,584*	*21,512*	*15,864*	*16,923*	*34,694*
TOTAL	7,410	4,958	3,720	3,086	3,805	4,69,696	2,55,275	2,00,713	1,66,403	2,56,685
Brass, Bronze, and similar alloys and manufactures thereof—	Cwts.	Cwts.	Cwts.	Cwts.	Cwts.					
Unwrought (III. L)—										
United Kingdom (*including* Channel Islands)	388	739	383	2,967	71	30,041	41,119	12,986	73,522	4,186
Ceylon (*excluding* Maldives)	66	321	70	160	..	2,050	9,000	1,845	3,301	..
Other British Possessions	..	..	1	..	..	..	..	28	21	..
TOTAL BRITISH EMPIRE	454	1,060	454	3,127	71	32,091	50,719	14,859	76,844	4,186
United States of America—										
Vid Atlantic Coast	..	527	..	..	200	..	17,582	..	..	5,197
Other Foreign Countries	138	130	8	..	..	4,846	2,993	121	..	25
TOTAL FOREIGN COUNTRIES	138	657	8	..	200	4,846	20,575	121	..	5,222
Share of Bengal	*31*	*477*	*275*	*1,944*	*210*	*1,480*	*17,900*	*8,880*	*47,038*	*6,721*
„ *Bombay*	*249*	*916*	*37*	*291*	*4*	*21,572*	*43,279*	*1,361*	*8,180*	*157*
„ *Sind*	..	*100*	*8*	*11*	..	..	*1,733*	*110*	*557*	..
„ *Madras*	*228*	*128*	*89*	*539*	*17*	*9,651*	*4,696*	*2,039*	*19,785*	*609*
„ *Burma*	*84*	*96*	*62*	*42*	*40*	*4,234*	*3,686*	*2,540*	*1,284*	*1,921*
TOTAL	592	1,717	462	3,127	271	36,937	71,294	14,980	76,844	9,408
Wrought—										
Mixed or yellow metal for sheathing (III. L)—	Cwts.	Cwts.	Cwts.	Cwts.	Cwts.					
United Kingdom (*including* Channel Islands)	82,491	42,174	71,834	150,091	156,345	43,18,045	19,20,093	26,39,821	46,63,209	46,03,122
Ceylon (*excluding* Maldives)	544	20	20	..	..	26,248	718	555	..	..
Other British Possessions	..	..	..	..	2	..	..	..	..	16
TOTAL BRITISH EMPIRE	83,035	42,194	71,854	150,091	156,347	43,44,293	19,20,811	26,40,376	46,63,209	46,03,138
Germany	231,884	218,554	179,491	230,709	170,401	1,18,62,038	88,31,076	62,72,678	72,10,033	47,37,831
Belgium	235	1,127	652	267	120	14,784	47,598	23,523	10,251	3,322
France	328	626	1,099	..	..	17,158	29,574	37,073	..	..
Italy (*including* Fiume)	..	215	5,415	..	7	..	14,764	1,77,890	..	677
Japan	47,893	45,772	39,867	95,097	95,491	25,88,430	20,76,964	14,60,277	30,34,258	25,71,029
Other Foreign Countries	11	..	33	23	..	703	..	1,517	1,016	..
TOTAL FOREIGN COUNTRIES	280,351	266,294	226,557	332,786	266,019	1,39,83,113	1,09,99,976	79,72,958	1,02,61,558	73,12,859

No. 10—*continued*

ARTICLES, AND COUNTRIES OF CONSIGNMENT; ALSO SHARE OF EACH PROVINCE	QUANTITY					VALUE				
	1929-30	1930-31	1931-32	1932-33	1933-34	1929-30	1930-31	1931-32	1932-33	1933-34
Metals and Ores—*continued*						R	R	R	R	R
***Brass, Bronze, and similar alloys and manufactures thereof*—continued**										
Wrought—*continued*										
Mixed or yellow metal for sheathing (III. L)—*continued*	Cwts.	Cwts.	Cwts.	Cwts.	Cwts.					
Share of Bengal	*67,742*	*29,341*	*15,925*	*41,319*	*48,161*	*36,90,511*	*13,69,980*	*6,27,897*	*14,28,984*	*14,13,150*
„ *Bombay*	*164,316*	*163,637*	*194,590*	*263,199*	*221,397*	*84,41,636*	*66,28,182*	*68,59,137*	*80,61,799*	*60,16,919*
„ *Sind*	*8,485*	*9,383*	*12,692*	*23,698*	*21,196*	*4,25,481*	*3,70,916*	*3,96,721*	*6,46,748*	*5,89,419*
„ *Madras*	*121,707*	*104,942*	*74,691*	*153,437*	*130,616*	*57,04,755*	*45,01,332*	*27,10,038*	*47,42,679*	*38,92,201*
„ *Burma*	*1,136*	*1,185*	*513*	*1,244*	*956*	*65,017*	*56,177*	*20,091*	*44,857*	*31,935*
TOTAL	363,386	308,488	298,411	482,877	422,366	1,83,27,406	1,29,20,787	1,06,13,334	1,49,24,767	1,19,18,997
Rods (III. L)—	Cwts.	Cwts.	Cwts.	Cwts.	Cwts.					
United Kingdom (*including* Channel Islands)	3,869	5,161	2,785	2,378	5,196	2,06,396	2,10,653	93,164	79,072	1,48,381
Other British Possessions	20	3	..	..	..	774	110	..	8	47
TOTAL BRITISH EMPIRE	3,889	5,164	2,785	2,378	5,196	2,07,170	2,10,763	93,164	79,080	1,48,428
Germany	2,308	5,179	3,144	5,132	218	1,23,338	1,95,031	90,680	1,36,353	7,276
Belgium	208	2	29	..	2	18,221	109	1,569	..	82
France	1,705	903	109	66	..	75,869	38,374	3,450	2,183	..
Japan	4,327	2,508	3,072	6,881	4,100	1,88,685	85,905	81,948	1,41,506	81,197
Other Foreign Countries	20	115	85	4	7	2,392	5,473	2,329	158	574
TOTAL FOREIGN COUNTRIES	9,128	8,707	6,389	12,083	4,327	4,02,455	3,25,792	1,79,976	2,80,200	89,009
Share of Bengal	*5,231*	*6,298*	*3,348*	*5,109*	*4,226*	*2,55,574*	*2,38,093*	*1,02,781*	*1,26,854*	*1,07,102*
„ *Bombay*	*6,891*	*5,798*	*4,169*	*6,059*	*4,187*	*3,09,087*	*2,27,348*	*1,18,573*	*1,47,058*	*9,.810*
„ *Sind*	*167*	*572*	*1,077*	*356*	*284*	*9,003*	*22,097*	*33,461*	*9,232*	*7,836*
„ *Madras*	*296*	*705*	*354*	*2,267*	*357*	*15,295*	*27,270*	*11,385*	*60,386*	*10,956*
„ *Burma*	*432*	*498*	*226*	*671*	*437*	*20,667*	*21,747*	*6,937*	*17,458*	*14,018*
TOTAL	13,017	13,871	9,174	14,461	9,523	6,09,625	5,36,555	2,73,140	3,59,280	2,37,827
Sheets (III. L)—	Cwts.	Cwts.	Cwts.	Cwts.	Cwts.					
United Kingdom (*including* Channel Islands)	2,535	3,370	2,964	3,489	2,133	1,40,664	1,81,012	1,09,305	1,20,118	68,012
Other British Possessions	2	..	..	1	..	195	85	..	48	..
TOTAL BRITISH EMPIRE	2,537	3,370	2,964	3,490	2,133	1,40,859	1,81,077	1,09,305	1,20,171	68,032
Germany	5,265	1,602	3,060	1,244	1,619	2,62,409	79,706	1,11,282	52,293	80,491
Belgium	176	116	129	65	134	11,963	6,693	6,756	5,862	9,212
France	97	442	..	..	..	6,154	22,259	..	..	41
Italy (*including* Fiume)	60	76	..	..	..	4,296	5,017	..	..	..
Japan	196	97	125	..	392	9,403	4,190	4,303	..	11,700
Other Foreign Countries	41	..	..	27	2	2,570	51	..	1,152	199
TOTAL FOREIGN COUNTRIES	5,835	2,333	3,314	1,336	2,147	2,96,795	1,17,916	1,22,440	60,000	79,643
Share of Bengal	*3,313*	*3,552*	*3,584*	*3,621*	*670*	*1,92,847*	*1,89,240*	*1,55,036*	*1,27,247*	*86,783*
„ *Bombay*	*4,871*	*1,250*	*324*	*248*	*1,893*	*2,33,307*	*61,052*	*16,390*	*14,547*	*6..813*
„ *Sind*	*3*	*181*	*187*	*452*	*520*	*275*	*11,532*	*3,639*	*21,096*	*13,238*
„ *Madras*	*93*	*646*	*2,019*	*494*	*1,170*	*6,233*	*32,993*	*66,340*	*16,21.*	*31,572*
„ *Burma*	*92*	*74*	*144*	*17*	*27*	*4,992*	*4,156*	*6,250*	*2*	*1,.29*
TOTAL	8,372	5,703	6,278	4,846	4,250	4,37,654	2,98,923	2,31,745	1,40,171	1,47,675

No. 10—*continued*

ARTICLES, AND COUNTRIES OF CONSIGNMENT; ALSO SHARE OF EACH PROVINCE	QUANTITY					VALUE				
	1929-30	1930-31	1931-32	1932-33	1933-34	1929-30	1930-31	1931-32	1932-33	1933-34
						R	R	R	R	R
Metals and Ores—*continued*										
***Brass, Bronze, and similar alloys and manufactures thereof*—continued**										
Wrought—*continued*										
Tubes (III. L)—	Cwts.	Cwts.	Cwts.	Cwts.	Cwts.					
United Kingdom (*including* Channel Islands)	271	201	87	117	177	26,339	27,573	7,808	10,557	14,370
Other British Possessions	84	48	..	162	13	2,885	1,176	..	2,916	597
TOTAL BRITISH EMPIRE	355	339	87	279	190	29,234	28,749	7,808	13,473	14,967
Sweden	..	..	29	243	196	..	..	1,195	11,005	8,329
Germany	1,218	1,456	937	1,084	775	84,362	83,896	45,254	47,403	35,179
Belgium	164	2	2	12	..	11,471	198	123	551	23
France	215	34	..	75	..	14,876	1,945	..	2,893	..
Austria	106	253	272	216	500	7,614	16,116	12,040	11,014	22,639
Hungary	..	28	158	117	80	..	1,452	6,984	6,453	4,606
Japan	..	..	..	209	327	..	..	..	8,966	12,060
Other Foreign Countries	4	..	113	169	101	393	..	5,647	9,595	5,072
TOTAL FOREIGN COUNTRIES	1,707	1,773	1,511	2,125	1,979	1,18,716	1,03,607	71,243	97,880	88,513
Share of Bengal	*575*	*515*	*348*	*256*	*337*	*43,930*	*33,296*	*17,798*	*13,967*	*19,188*
„ *Bombay*	*1,080*	*1,283*	*1,035*	*1,456*	*1,593*	*78,894*	*75,578*	*50,459*	*69,078*	*72,890*
„ *Sind*	*39*	*43*	*127*	*102*	*5*	*2,327*	*3,029*	*6,268*	*4,508*	*531*
„ *Madras*	*145*	*117*	*67*	*528*	*112*	*7,682*	*7,237*	*3,189*	*20,164*	*7,660*
„ *Burma*	*223*	*154*	*21*	*62*	*72*	*15,067*	*13,166*	*1,337*	*3,636*	*3,871*
TOTAL	2,062	2,112	1,598	2,404	2,199	1,47,950	1,32,356	79,051	1,11,353	1,03,480
Wire (III. L)—	Cwts.	Cwts.	Cwts.	Cwts.	Cwts.					
United Kingdom (*including* Channel Islands)	1,242	230	211	160	502	79,449	16,221	11,939	8,148	22,689
Other British Possessions	22	2	5	3	4	1,503	557	542	626	450
TOTAL BRITISH EMPIRE	1,264	232	216	163	506	80,952	16,778	12,481	8,774	23,139
Germany	301	629	872	1,213	531	21,303	34,926	38,090	45,878	19,694
Belgium	147	194	66	207	15	8,795	10,357	2,960	7,215	583
France	3,358	2,542	1,667	641	..	1,82,906	1,24,649	61,453	24,685	9
Switzerland	8	57	189	39	..	427	2,792	7,884	1,767	..
Italy (*including* Fiume)	528	336	256	817	..	28,808	17,564	10,699	33,484	..
Japan	3,564	1,021	1,033	6,877	5,231	1,99,365	1,00,681	42,035	2,18,314	1,55,870
Other Foreign Countries	..	52	11	14	5	89	2,650	503	1,161	393
TOTAL FOREIGN COUNTRIES	7,901	5,731	4,094	9,808	5,782	4,41,693	2,93,619	1,63,624	3,32,504	1,76,554
Share of Bengal	*2,371*	*1,545*	*1,020*	*3,652*	*1,942*	*1,52,648*	*83,041*	*44,321*	*1,17,260*	*60,073*
„ *Bombay*	*5,476*	*3,025*	*2,587*	*4,814*	*3,222*	*2,90,126*	*1,48,319*	*1,00,176*	*1,65,638*	*98,401*
„ *Sind*	*37*	*22*	*36*	*47*	*14*	*3,487*	*1,337*	*1,548*	*2,274*	*1,217*
„ *Madras*	*1,007*	*1,017*	*505*	*1,217*	*917*	*59,805*	*57,886*	*22,038*	*45,897*	*32,833*
„ *Burma*	*274*	*357*	*162*	*241*	*193*	*16,579*	*19,814*	*8,022*	*10,219*	*7,169*
TOTAL	9,165	5,966	4,310	9,971	6,288	5,22,645	3,10,397	1,76,105	3,41,278	1,99,693
Other sorts (III. L)—	Cwts.	Cwts.	Cwts.	Cwts.	Cwts.					
United Kingdom (*including* Channel Islands)	9,777	5,155	4,166	14,233	6,360	8,01,866	4,20,008	4,33,148	6,00,945	4,42,933
Aden and Dependencies	358	327	97	140	393	10,188	7,978	2,476	3,501	8,558
Ceylon (*excluding* Maldives)	498	424	118	385	365	16,656	16,810	3,345	9,831	8,261
Straits Settlements	3,109	11,683	2,296	4,869	2,566	95,076	3,29,234	60,265	1,03,588	47,015
Hongkong	108	1,960	77	63	102	14,896	53,166	8,749	6,079	5,093
Kenya Colony	207	215	215	129	74	5,085	5,917	4,586	2,305	1,522

No. 10—*continued*

ARTICLES, AND COUNTRIES OF CONSIGNMENT; ALSO SHARE OF EACH PROVINCE	QUANTITY					VALUE				
	1929-30	1930-31	1931-32	1932-33	1933-34	1929-30	1930-31	1931-32	1932-33	1933-34
						R	R	R	R	R
Metals and Ores—*continued*										
Brass, Bronze, and similar alloys and manufactures thereof—continued										
Wrought—*continued*										
Other Sorts (III. L)—*contd.*	Cwts.	Cwts.	Cwts.	Cwts.	Cwts.					
Mauritius and Dependencies	116	201	32	..	..	3,717	6,377	765	..	..
Canada—										
Vid Atlantic Coast	129	112	6	..	..	20,228	16,500	924	..	..
Other British Possessions	240	270	147	218	208	6,827	6,583	3,872	4,817	4,883
TOTAL BRITISH EMPIRE	14,542	20,047	7,154	20,043	10,155	9,75,139	8,62,563	5,18,129	7,31,666	5,18,265
Sweden	31	14	86	70	16	4,967	2,388	12,658	8,383	1,610
Germany	10,183	11,499	11,676	10,789	1,775	6,90,417	6,50,846	4,82,785	5,01,346	1,73,812
Belgium	188	1,054	482	464	798	18,875	80,428	32,628	36,733	52,930
France	313	496	337	121	111	23,074	28,456	16,104	6,745	8,634
Austria	81	65	68	71	119	5,689	3,142	3,678	9,055	12,432
Iraq	1,233	975	246	159	1,284	83,269	28,059	5,736	2,124	19,105
Persia	735	832	126	4	..	20,219	23,289	2,479	158	25
China (*exclusive* of Hongkong and Macão)	2,223	1,123	26	8	18	81,329	44,846	3,234	1,503	2,019
Japan	5,208	3,798	1,558	21,876	11,596	3,01,136	2,01,891	1,07,899	6 79,530	4,20,042
United States of America—										
Vid Atlantic Coast	563	2,411	388	167	233	66,512	1,16,268	31,905	10,893	11,746
,, Pacific ,,	9	..	..	..	..	1,392	25	5	10	20
Other Foreign Countries	86	108	304	231	174	7,581	6,892	14,890	7,504	11,256
TOTAL FOREIGN COUNTRIES	20,803	22,285	15,247	33,403	16,124	12,55,060	11,91,330	7,19,119	12,67,324	7,13,702
Share of Bengal	*25,010*	*29,332*	*15,171*	*35,083*	*4,508*	*13,43,988*	*12,30,670*	*5,53,479*	*11,30,564*	*2,11,654*
,, *Bombay*	*6,506*	*9,965*	*4,773*	*7,114*	*3,069*	*4,72,830*	*5,05,214*	*2,79,374*	*3,81,228*	*6,07,167*
,, *Sind*	*886*	*968*	*634*	*5,439*	*5,569*	*74,394*	*88,501*	*51,609*	*2,01,030*	*1,87,011*
,, *Madras*	*1,639*	*1,351*	*914*	*5,090*	*6,956*	*1,61,105*	*1,27,601*	*1,00,044*	*2,44,493*	*2,51,456*
,, *Burma*	*1,304*	*926*	*909*	*730*	*1,147*	*1,72,879*	*98,106*	*1,53,478*	*81,677*	*74,879*
TOTAL	35,345	42,332	22,401	53,506	26,279	22,30,199	20,54,093	12 57,328	19,98,990	12,31,967
Total Brass, Bronze, and similar alloys and manufactures thereof—	Cwts.	Cwts.	Cwts.	Cwts.	Cwts.					
United Kingdom (*including* Channel Islands)	100,573	57,120	82,430	178,441	170,784	56,02,810	28,16,709	34,05,171	55,56,876	53,03,713
Aden and Dependencies	358	327	98	140	390	10,186	7,978	2,504	3,501	8,568
Ceylon (*excluding* Maldives)	1,216	769	209	711	369	49,497	27,771	5,986	16,730	8,793
Straits Settlements	3,110	11,729	2,296	4,869	2,506	95,181	3,30,378	60,271	1,03,388	47,015
Hongkong	108	1,560	81	68	102	14,945	53,156	9,044	6,019	5,093
Kenya Colony	207	215	215	129	74	5,655	5,917	4,585	2,005	1,522
Mauritius and Dependencies	116	201	32	..	..	3,717	6,377	765	..	..
Canada—										
Vid Atlantic Coast	129	112	6	..	..	20,228	16,500	924	..	..
Other British Possessions	259	273	147	218	213	7,527	6,672	3 872	5,[illegible]3	5,161
TOTAL BRITISH EMPIRE	106,076	72,406	85,514	179,571	174,5[illegible]	58,09,738	32,71,460	33,96,122	56,93,617	53,80,[illegible]
Sweden	41	14	128	226	21[illegible]	5,633	2,439	14,50[illegible]	20,29[illegible]	10,[illegible]50
Germany	251,659	238,919	199,180	256,261	175,219	1,25,43,917	98,75,881	70,40,78[illegible]	8 [illegible]	[illegible]
Belgium	1,178	2,495	1,810	1,085	1,069	78,139	1,45,383	[illegible] 87,058	60,[illegible]5	66,152
France	6,016	4,953	3,212	906	111	3,20,631	2,45,257	1,18,9[illegible]	2[illegible],06	8,[illegible]4
Switzerland	3	135	190	39	1	427	6,117	7,96[illegible]	1,7[illegible]	[illegible]9
Italy (*including* Fiume)	590	639	5,804	953	84	35,061	26,802	1,97,009	40,32[illegible]	2,7[illegible]

No. 10—*continued*

ARTICLES, AND COUNTRIES OF CONSIGNMENT; ALSO SHARE OF EACH PROVINCE	QUANTITY					VALUE				
	1929-30	1930-31	1931-32	1932-33	1933-34	1929-30	1930-31	1931-32	1932-33	1933-34
						R	R	R	R	R
Metals and Ores—*continued*										
***Brass, Bronze, and similar alloys and manufactures thereof*—concluded**										
***Total Brass, Bronze, and similar alloys and manufactures thereof*—continued**	Cwts.	Cwts.	Cwts.	Cwts.	Cwts.					
Austria	187	343	376	308	619	13,303	25,192	22,324	20,855	35,071
Hungary	..	28	198	419	151	..	1,452	10,093	6,531	8,782
Czechoslovakia	1	71	3	118	45	260	3,501	735	5,591	3,446
Iraq	1,284	1,075	246	159	1,284	33,306	29,702	5,736	2,124	19,105
Persia	735	832	134	4	..	20,230	23,289	2,592	158	25
China (*exclusive* of Hongkong and Macão)	2,853	1,153	26	8	18	85,495	46,106	3,234	1,503	2,044
Japan	61,192	54,099	5,675	131,040	117,137	32,87,174	24,69,631	16,97,389	40,82,574	82,52,538
United States of America—										
Vid Atlantic Coast	586	2,953	415	172	440	69,160	1,35,274	34,082	11,770	17,505
„ Pacific „	9	..	..	..	..	1,392	25	5	10	20
Other Foreign Countries	129	74	223	173	132	8,574	4,067	7,378	5,594	6,777
TOTAL FOREIGN COUNTRIES	325,863	307,783	257,120	391,621	296,578	1,65,02,678	1,30,53,015	92,29,561	1,22,90,206	84,65,592
Share of Bengal	*104,273*	*71,550*	*39,671*	*90,977*	*60,106*	*56,86,034*	*31,62,220*	*14,89,592*	*29,91,349*	*18,45,001*
„ *Bombay*	*189,389*	*185,174*	*207,515*	*283,168*	*240,365*	*98,47,452*	*76,83,002*	*75,24,529*	*88,26,426*	*68,59,190*
„ *Sind*	*9,617*	*11,269*	*14,761*	*30,178*	*27,583*	*5,14,966*	*4,99,145*	*4,98,349*	*8,85,435*	*7,74,933*
„ *Madras*	*126,116*	*108,906*	*78,630*	*163,862*	*140,205*	*59,64,529*	*47,69,056*	*29,15,123*	*51,49,719*	*42,29,728*
„ *Burma*	*3,545*	*3,290*	*2,057*	*3,007*	*2,912*	*2,99,435*	*2,11,052*	*1,98,099*	*1,39,754*	*1,36,895*
TOTAL	431,939	380,189	342,634	571,192	471,176	2,23,12,416	1,68,24,475	1,26,25,683	1,79,92,683	1,38,45,747
***Copper*—**										
Ore (II. F)—	Tons	Tons	Tons	Tons	Tons					
United Kingdom (*including* Channel Islands)	..	1	..	..	..	..	937	..	..	5
Norway	5,597	..	..	..	..	2,08,846	..	..	..	..
Other Foreign Countries	..	1	..	..	..	..	157	..	..	..
TOTAL FOREIGN COUNTRIES	5,597	1	..	..	..	2,08,846	157	..	..	..
Share of Bombay	..	2	..	..	..	..	*1,094*	..	..	*5*
„ *Burma*	*5,597*	..	..	..	..	*2,08,846*	..	..	..	..
TOTAL	5,597	2	..	..	..	2,08,846	1,094	..	..	5
Old, for re-manufacture (III. L)—	Cwts.	Cwts.	Cwts.	Cwts.	Cwts.					
United Kingdom (*including* Channel Islands)	559	148	60	827	1,301	29,835	5,487	2,332	24,542	34,152
Aden and Dependencies	166	205	51	120	73	5,852	6,495	1,769	3,370	1,718
Bahrein Islands	139	152	164	322	210	4,607	4,862	5,196	8,876	4,385
Ceylon (*excluding* Maldives)	20	208	77	36	181	967	6,671	2,725	932	4,429
Straits Settlements	762	3,276	1,433	1,189	123	13,017	1,23,849	51,836	38,168	3,568
Other British Possessions	381	393	230	87	169	14,635	12,458	7,434	2,483	4,000
TOTAL BRITISH EMPIRE	1,627	4,382	2,015	2,581	2,063	68,913	1,59,822	70,792	78,380	52,812
Germany	..	1	801	174	..	..	27	29,528	5,223	..
Native States in Arabia other than Maskat territory and Trucial Oman	65	86	262	125	46	2,221	2,848	7,625	3,288	990
Iraq	757	893	514	121	335	25,820	31,077	15,916	2,598	6,582
Persia	813	432	83	8	8	31,939	15,543	2,651	259	178
China (*exclusive* of Hongkong and Macão)	373	..	..	..	41	14,940	..	..	..	687
United States of America— *Vid* Atlantic Coast	1,694	4,177	1,750	..	..	94,057	1,66,371	55,066	..	12
Other Foreign Countries	84	320	238	70	76	2,977	10,057	6,803	1,994	1,449
TOTAL FOREIGN COUNTRIES	3,786	5,909	3,648	507	506	1,71,954	2,25,923	1,17,589	13,362	9,898

No. 10—*continued*

ARTICLES, AND COUNTRIES OF CONSIGNMENT; ALSO SHARE OF EACH PROVINCE	QUANTITY					VALUE				
	1929-30	1930-31	1931-32	1932-33	1933-34	1929-30	1930-31	1931-32	1932-33	1933-34
Metals and Ores—*continued*										
***Copper*—continued**						R	R	R	R	R
Old for re-manufactures (III. L)—*contd.*	Cwts.	Cwts.	Cwts.	Cwts.	Cwts.					
Share of Bengal	*3,097*	*6,566*	*3,077*	*1,*64*	*1,039*	*1,57,273*	*2,58,877*	*1,04,391*	*55,836*	*23,716*
,, *Bombay*	*2,010*	*3,238*	*1,451*	*1,012*	*1,038*	*75,746*	*1,13,01*8*	*46,827*	*28,037*	*23,*98*
,, *Sind*	*289*	*387*	*1,162*	*146*	*326*	*7,006*	*10,*87*	*37,03*5*	*2,*67*	*6,*25*
,, *Madras*	*17*	*100*	*3*	*26*	*166*	*842*	*3,363*	*3*6*	*75*1*	*4,*62*
,, *Burma*	..	..	..	*50*	..	..	.	..	*1,*1*	.
TOTAL	5,413	10,291	5,693	3,088	2,569	2,40,967	3,85,745	1,89,*8*1	91,748	62,210
Unwrought— Tiles, ingots, cakes, bricks and slabs (III. L)—	Cwts.	Cwts.	Cwts.	Cwts.	Cwts.					
United Kingdom (*including* Channel Islands)	12,275	8,623	2,960	4,771	4,047	7,36,033	4,53,441	1,*0,5*5	1,50,604	1,50,*3*1
Union of South Africa	..	..	..	..	1,012	..	..	..	..	28,530
Ceylon	150	..	..	13	..	7,298	..	..	411	..
TOTAL BRITISH EMPIRE	12,425	8,623	2,960	4,784	5,059	7,43,331	4,53 441	1,20,505	1,50,995	1,84,*67
Germany	..	178	70	60	5	..	7,870	3,267	1,832	*,*8
Portuguese East Africa	..	587	..	200	3,000	..	25,884	..	7,200	98,*20
United States of America— *Vid* Atlantic Coast	3,000	4,098	715	500	5,124	1,93,039	1,84,154	33,911	20,966	1,40,*88
Other Foreign Countries	3	..	..	..	..	150	..	12	..	..
TOTAL FOREIGN COUNTRIES	3,003	4,858	785	760	8,138	1,93,189	2,17,908	37,191	29,998	2,48,266
Share of Bengal	*9,661*	*5,952*	*1,796*	*4,372*	*11,406*	*6,12,706*	*3,14,603*	*84,641*	*1,45,649*	*3,54,941*
,, *Bombay*	*2,277*	*4,030*	*379*	*565*	*1,685*	*1,27,937*	*1,65,203*	*14,859*	*17,029*	*47,328*
,, *Sind*	*10*	*20*	*1,280*	*440*	*861*	*464*	*1,135*	*43,414*	*12,415*	*14,978*
,, *Madras*	*2,484*	*2,705*	*60*	*104*	*285*	*1,44,720*	*1,48,10*8*	*2,563*	*3,696*	*10,151*
,, *Burma*	*996*	*774*	*230*	*63*	*160*	*50,699*	*42,300*	*12,309*	*2,304*	*5,750*
TOTAL	15,428	13,481	3,745	5,544	14,097	9,36,520	9,71,349	1,57,696	1,80,093	4,33,133
Other sorts (III. L)—	Cwts.	Cwts.	Cwts.	Cwts.	Cwts.					
United Kingdom (*including* Channel Islands)	..	2	..	20	..	45	45*	..	693	..
Germany	123	1	..	7	..	8,134	89	..	450	..
Other Foreign Countries	..	..	..	..	3	..	..	..	..	132
TOTAL FOREIGN COUNTRIES	123	1	..	7	3	8,134	89	..	450	132
Share of Bengal	*123*	*3*	..	*20*	..	*8,179*	*84*	..	*693*	..
,, *Bombay*	..	..	..	*7*	*3*	..	..	..	*450*	*132*
TOTAL	123	3	..	27	3	8,179	645	..	1,143	132
Wrought— Braziers (III. L)— United Kingdom (*including* Channel Islands)	Cwts. 751	Cwts. 1	Cwts. ..	Cwts. ..	Cwts. 626	46,684	41	..	..	22,183
Germany	338	127	..	..	2,410	18,545	4,080	..	..	6,650
Belgium	..	..	..	..	16	..	..	..	..	706
TOTAL FOREIGN COUNTRIES	338	127	..	..	2,426	18,545	4,080	..	..	70,356
Share of Bengal	*1,089*	*127*	..	..	*990*	*65,229*	*4,080*	..	..	*36,693*
,, *Bombay*	..	..	..	..	*967*	..	..	..	..	*7,*4*
,, *Sind*	..	..	..	..	*1,795*	..	..	..	..	*47,*5*
,, *Burma*	..	*1*	..	..	..	..	*41*	..	..	.
TOTAL	1,089	128	..	..	3,052	65,229	4,121	..	..	*9,*41*
Rods (III. L)—	Cwts.	Cwts.	Cwts.	Cwts.	Cwts.					
United Kingdom (*including* Channel Islands)	4,786	3,804	13,409	2,230	3,074	3,28,857	2,04,902	5,20,124	87,7*9	1,01,*59
Other British Possessions		..	8	..	..	..	..	615	..	..
TOTAL BRITISH EMPIRE	4,786	3,804	13,417	2,230	3,074	3,28,857	2,04,902	5,20,589	87,7*9	1,01,*59

No. 10—*continued*

ARTICLES, AND COUNTRIES OF CONSIGNMENT; ALSO SHARE OF EACH PROVINCE.	QUANTITY					VALUE				
	1929-30	1930-31	1931-32	1932-33	1933-34	1929-30	1930-31	1931-32	1932-33	1933-34
						R	R	R	R	R
Metals and Ores—*continued*										
Copper—continued										
Wrought—*contd.*										
Rods (III. L)—*contd.*	Cwts.	Cwts	Cwts.	Cwts.	Cwts.					
Germany	1,868	1,509	3,486	3,762	1,870	1,22,694	80,929	1,26,455	1,17,334	55,831
Belgium	98	622	448	154	40	6,849	28,488	17,461	5,785	2,243
France	1,193	1,054	18	..	13	71,572	51,594	1,014	..	648
Japan	..	..	9,200	6,096	20,126	..	..	3,13,502	1,45,711	7,42,148
United States of America—*Vid* Atlantic Coast	801	337	8,006	13,013	9,511	39,373	16,578	2,71,493	4,15,458	2,08,996
Other Foreign Countries	..	..	3	82	3	..	..	125	2,588	230
TOTAL FOREIGN COUNTRIES	3,960	3,522	21,161	23,097	37,563	2,40,488	177,589	7,30,040	6,86,876	10,10,099
Share of Bengal	*4,041*	*1,383*	*30,751*	*22,027*	*38,294*	*2,71,771*	*82,120*	*10,87,827*	*6,50,601*	*10,35,053*
,, *Bombay*	*4,124*	*2,926*	*1,783*	*1,711*	*2,049*	*2,59,868*	*1,60,952*	*74,346*	*59,364*	*65,317*
,, *Sind*	*1*	*2,008*	*1,580*	*1,327*	*23*	*75*	*1,10,570*	*65,438*	*51,570*	*1,913*
,, *Madras*	*506*	*441*	*449*	*296*	*214*	*32,066*	*24,682*	*22,300*	*10,679*	*7,981*
,, *Burma*	*74*	*68*	*15*	*66*	*57*	*5,565*	*4,167*	*668*	*2,431*	*2,351*
TOTAL	8,746	6,826	34,578	25,927	40,637	5,69,345	3,82,491	12,50,579	7,74,635	11,11,758
Sheets (III. L)—	Cwts.	Cwts.	Cwts.	Cwts.	Cwts.					
United Kingdom (*including* Channel Islands)	22,032	35,633	44,465	66,295	1,05,334	14,43,119	19,46,475	19,04,185	25,06,664	34,59,630
Ceylon (*excluding* Maldives)	34	15	..	26	..	1,915	529	..	700	73
TOTAL BRITISH EMPIRE	22,066	35,648	44,465	66,321	1,05,334	14,45,034	19,47,004	19,04,185	25,07,364	34,59,703
Germany	42,489	49,897	58,354	181,553	95,148	26,07,956	24,72,794	24,82,108	62,41,892	28,84,199
Netherlands	..	..	..	1,055	..	..	..	..	38,887	..
Belgium	7,006	7,218	2,658	9,231	2,895	4,19,271	3,61,604	1,16,885	3,17,237	90,431
France	25,448	35,564	28,890	2,051	22	15,27,493	16,77,647	12,27,078	82,108	681
Austria	..	263	10	..	..	..	11,283	426	..	..
Japan	5,418	220	201	12,601	899	3,26,762	10,716	8,548	3,99,516	22,401
United States of America—*Vid* Atlantic Coast	34	29,030	7,020	20	1,001	2,692	13,04,020	3,05,870	932	21,721
Other Foreign Countries	4	..	7	21	..	242	..	836	1,003	61
TOTAL FOREIGN COUNTRIES	80,399	122,182	97,140	206,532	99,965	48,84,416	58,38,154	41,41,196	70,81,575	30,19,501
Share of Bengal	*11,587*	*15,623*	*13,158*	*36,095*	*24,497*	*8,40,226*	*8,99,389*	*6,29,650*	*14,80,731*	*8,24,221*
,, *Bombay*	*66,719*	*105,182*	*94,289*	*172,047*	*1,25,322*	*40,93,858*	*49,28,717*	*40,40,602*	*58,49,146*	*38,45,071*
,, *Sind*	*3,664*	*13,320*	*16,020*	*27,897*	*23,746*	*5,35,054*	*6,63,138*	*5,73,257*	*8,48,343*	*7,00,411*
,, *Madras*	*15,239*	*22,582*	*17,906*	*36,665*	*31,485*	*8,44,388*	*12,58,046*	*7,88,371*	*14,03,916*	*10,98,411*
,, *Burma*	*256*	*623*	*232*	*149*	*249*	*15,924*	*36,863*	*13,301*	*6,803*	*11,061*
TOTAL	102,465	157,830	141,605	272,853	205,290	63,29,450	77,85,158	60,45,381	95,88,939	64,79,201
Tubes (III. L)—	Cwts.	Cwts.	Cwts.	Cwts.	Cwts.					
United Kingdom (*including* Channel Islands)	1,044	668	1,045	526	486	95,266	52,827	58,831	27,575	30,819
Other British Possessions	3	..	..	5	72	168	..	..	457	1,761
TOTAL BRITISH EMPIRE	1,047	668	1,045	531	558	95,434	52,827	58,831	28,032	32,581
Germany	687	1,287	1,767	1,553	2,106	59,945	81,815	84,134	67,103	88,361
Belgium	732	633	101	176	100	52,755	40,999	5,212	7,827	4,096
France	893	1,439	304	69	..	70,832	87,281	15,370	2,983	..
Japan	..	29	..	56	730	..	1,690	..	2,127	29,127
Other Foreign Countries	67	63	130	101	100	7,291	5,069	6,955	5,611	4,816
TOTAL FOREIGN COUNTRIES	2,379	3,451	2,302	1,955	3,036	1,90,823	2,16,854	1,11,671	85,151	1,26,400
Share of Bengal	*1,295*	*1,314*	*1,150*	*1,213*	*1,327*	*1,07,333*	*88,371*	*66,496*	*52,909*	*63,106*
,, *Bombay*	*1,190*	*1,642*	*1,029*	*669*	*1,331*	*1,00,133*	*1,03,534*	*52,402*	*32,274*	*74,351*
,, *Sind*	*140*	*140*	*200*	*267*	*19*	*10,919*	*10,050*	*12,329*	*11,091*	*1,654*
,, *Madras*	*617*	*374*	*832*	*259*	*333*	*51,338*	*56,333*	*45,334*	*12,077*	*15,116*
,, *Burma*	*134*	*149*	*56*	*78*	*84*	*16,544*	*11,494*	*3,441*	*4,832*	*4,758*
TOTAL	3,426	4,119	3,347	2,486	3,594	2,86,257	2,69,681	1,70,502	1,13,183	1,58,982

No. 10—*continued*

ARTICLES, AND COUNTRIES OF CONSIGNMENT; ALSO SHARE OF EACH PROVINCE	Quantity					Value				
	1929-30	1930-31	1931-32	1932-33	1933-34	1929-30	1930-31	1931-32	1932-33	1933-34
						R	R	R	R	R
Metals and Ores—*continued*										
***Copper*—continued**										
Wrought—*continued*	Cwts.	Cwts.	Cwts.	Cwts.	Cwts.					
Wire, *exclusive* of wire of telegraph and telephone (III. L)—										
United Kingdom (*including* Channel Islands)	357	449	1,977	251	1,329	27,181	29,529	84,398	12,012	47,590
Straits Settlements	..	98	..	661	21	..	3,454	..	14,327	678
Other British Possessions	70	88	..	21	..	2,928	3,258	..	576	23
TOTAL BRITISH EMPIRE	427	635	1,977	933	1,350	30,109	36,241	84,420	27,515	48,290
Germany	920	916	871	2,175	1,096	62,959	49,633	40,670	87,585	39,75.
Belgium	45	408	702	943	224	3,068	22,970	30,575	39,225	8,422
France	1,685	1,538	703	886	135	1,18,144	89,761	30,229	35,815	5,710
Japan	20	67	57	1,993	1,425	1,021	3,569	2,840	69,567	44,761
United States of America										
Vid Atlantic Coast	13	1,000	751	1	2	1,714	49,012	17,633	483	59
Other Foreign Countries	40	21	78	10	1	3,243	1,354	2,616	356	41
TOTAL FOREIGN COUNTRIES	2,723	3,950	3,162	6,008	2,883	1,90,149	2,07,280	1,24,503	2,32,707	1,00,813
Share of Bengal	*332*	*1,598*	*409*	*769*	*567*	*25,006*	*75,826*	*17,823*	*29,767*	*30,497*
,, *Bombay*	*1,616*	*1,421*	*2,318*	*4,345*	*2,462*	*1,15,960*	*77,928*	*86,518*	*1,80,358*	*38,330*
,, *Sind*	*31*	*46*	*1,946*	*230*	*28*	*1,714*	*2,776*	*33,967*	*6,741*	*1,058*
,, *Madras*	*1,082*	*1,441*	*387*	*998*	*796*	*71,846*	*52,971*	*17,146*	*39,725*	*23,506*
,, *Burma*	*89*	*79*	*84*	*99*	*80*	*5,732*	*4,783*	*3,528*	*4,193*	*2,235*
TOTAL	3,150	4,585	5,130	6,911	4,233	2,20,258	2,43,530	2,08,983	2,60,312	1,40,123
Other manufactures (III. L)—	Cwts.	Cwts.	Cwts.	Cwts.	Cwts.					
United Kingdom (*including* Channel Islands)	3,264	3,550	3,383	2,915	2,510	2,68,888	2,61,954	1,78,648	1,64,811	1,61,805
Ceylon (*excluding* Maldives)	369	407	4	52	21	13,474	14,616	857	1,469	686
Straits Settlements	6	10	68	212	12	525	716	2,369	7,076	594
Other British Possessions	64	7	..	5	1	2,373	721	..	135	25
TOTAL BRITISH EMPIRE	3,703	3,974	3,455	3,184	2,544	3,05,260	2,78,007	1,81,174	1,73,491	1,43,110
Sweden	..	..	..	155	21	..	..	..	7,883	836
Germany	1,452	1,264	2,326	3,312	1,078	1,90,992	1,62,621	1,19,374	2,02,560	90,672
Belgium	173	70	180	195	33	14,312	4,748	9,583	7,973	940
France	178	629	1,370	195	196	14,541	49,948	24,955	10,415	6,897
Austria	54	2	..	4	..	5,515	340	..	478	..
Iraq	13	1	..	3	63	409	55	..	600	10,070
China (*exclusive* of Hong-kong and Macao)	..	..	32	..	..	120	..	5,456	..	..
Japan	1,264	645	594	1,522	1,729	83,656	36,460	29,647	84,871	48,701
United States of America—										
Vid Atlantic Coast	663	684	2,024	17	26	75,085	79,028	67,061	8,464	1,339
Other Foreign Countries	4	23	21	11	42	237	1,842	1,228	805	3,715
TOTAL FOREIGN COUNTRIES	3,801	3,318	6,547	5,414	3,178	3,84,867	3,35,500	2,57,296	3,91,389	1,63,190
Share of Bengal	*2,644*	*2,660*	*4,795*	*3,376*	*[illegible],409*	*2,76,965*	*2,30,202*	*1,97,787*	*1,79,615*	*98,548*
,, *Bombay*	*2,671*	*1,765*	*3,801*	*1,814*	*1,591*	*2,27,388*	*1,51,921*	*1,76,320*	*1,99,648*	*95,766*
,, *Sind*	*219*	*1,053*	*1,168*	*2,136*	*1,508*	*21,292*	*14,019*	*58,891*	*1,14,027*	*57,653*
,, *Madras*	*1,684*	*1,483*	*345*	*540*	*790*	*1,22,178*	*1,13,623*	*22,319*	*64,211*	*40,819*
,, *Burma*	*293*	*322*	*93*	*182*	*221*	*31,906*	*44,039*	*10,913*	*13,456*	*14,491*
TOTAL	7,504	7,232	10,002	8,598	5,722	[illegible],92,127	6,13,807	4,64,470	4,54,480	3,06,300

No. 10—*continued*

ARTICLES, AND COUNTRIES OF CONSIGNMENT; ALSO SHARE OF EACH PROVINCE	QUANTITY					VALUE				
	1929-30	1930-31	1931-32	1932-33	1933-34	1929-30	1930-31	1931-32	1932-33	1933-34
						R	R	R	R	R
Metals and Ores—*continued*										
***Copper*—concluded**										
***Total Copper* (excluding *Ore*)—continued**	Cwts.	Cwts.	Cwts.	Cwts.	Cwts.					
United Kingdom (*including* Channel Islands)	45,068	52,378	67,299	77,815	1,19,607	29,95,908	29,55,112	28,68,823	29,74,527	39,04,377
Aden and Dependencies	166	205	51	124	141	5,952	6,495	1,769	3,489	3,365
Bahrein Islands	139	152	164	322	210	4,607	4,862	5,196	8,876	4,385
Ceylon (*excluding* Maldives)	632	718	81	148	202	26,025	25,074	3,082	4,108	5,273
Straits Settlements	368	3,384	1,501	2,087	156	13,542	1,23,019	53,705	60,721	4,837
Union of South Africa	..	..	..	..	1,012	..	..	..	..	28,330
Zanzibar and Pemba	162	43	41	22	16	5,645	1,630	1,440	656	385
Other British Possessions	297	357	197	66	158	12,088	11,549	6,431	1,852	3,755
TOTAL BRITISH EMPIRE	46,832	57,237	69,334	80,584	1,21,508	30,63,667	31,32,741	29,40,446	30,54,229	40,44,707
Sweeden	..	..	..	192	95	..	..	..	9,285	4,120
Germany	47,877	55,180	67,675	192,586	103,713	30,71,225	28,59,858	28,85,536	67,23,599	32,28,724
Netherlands	12	40	41	1,099	32	936	2,616	2,172	41,152	2,025
Belgium	8,054	8,951	4,089	10,699	3,308	8,96,255	4,58,899	1,79,656	3,77,544	1,06,874
France	29,397	40,224	31,285	3,201	356	18,02,582	19,56,269	13,28,641	1,31,321	14,017
Austria	78	304	81	46	22	7,252	14,646	4,171	2,830	1,081
Native States in Arabia other than Maskat Territory and Trucial Oman	65	86	262	125	46	2,221	2,851	7,625	3,288	990
Iraq	788	910	514	124	401	26,930	32,140	15,016	2,998	16,784
Persia	819	432	83	8	13	32,177	15,548	2,651	259	1,007
China (*exclusive* of Hong-kong and Macão)	373	..	32	2	41	15,060	..	5,456	75	687
Japan	6,708	961	10,070	22,268	30,909	4,11,474	52,825	3,55,253	6,71,702	8,89,142
Portuguese East Africa	8	609	43	235	3,014	280	26,625	1,196	8,260	98,620
United States of America—										
Vid Atlantic Coast	6,241	39,313	20,268	13,556	15,672	4,10,574	17,90,425	7,51,305	4,44,445	3,82,263
Other Foreign Countries	102	308	302	130	76	5,590	9,689	9,938	4,800	2,841
TOTAL FOREIGN COUNTRIES	100,512	147,318	134,745	244,260	157,698	62,82,565	72,28,386	55,49,540	84,21,598	47,48,675
Share of Bengal	*32,780*	*35,079*	*55,166*	*70,226*	*80,039*	*22,98,453*	*19,49,536*	*21,78,487*	*25,98,637*	*24,71,782*
,, *Bombay*	*81,696*	*120,331*	*104,875*	*182,670*	*136,251*	*50,76,119*	*57,04,350*	*44,94,634*	*62,76,358*	*42,45,932*
,, *Sind*	*9,346*	*17,503*	*23,296*	*32,393*	*23,006*	*5,76,884*	*8,72,473*	*8,74,029*	*10,47,054*	*8,30,609*
,, *Madras*	*21,629*	*29,626*	*20,032*	*38,888*	*34,069*	*12,67,368*	*16,87,131*	*8,98,612*	*15,18,614*	*12,04,425*
,, *Burma*	*1,894*	*2,016*	*710*	*687*	*851*	*1,27,468*	*1,42,637*	*44,230*	*35,264*	*40,634*
TOTAL	147,344	204,555	204,079	324,864	279,206	98,46,232	1,03,56,127	84,89,992	1,14,75,827	87,93,882
Ferro Alloys (III. L) (*a*)—		Tons	Tons	Tons	Tons					
United Kingdom (*including* Channel Islands)	—	185	86	25	76	—	40,222	16,464	24,572	16,536
Norway	—	297	280	8	35	—	77,722	67,060	1,088	6,845
Germany	—	103	65	348	166	—	22,608	12,297	95,255	36,450
Netherlands	—	..	105	1	..	—	..	31,356	670	..
Portugal (*including* Azores and Madeira)	—	..	190	..	..	—	..	47,354	..	..
Greece (*including* Crete)	—	..	656	..	..	—	..	1,63,872	..	..
Italy (*including* Fiume)	—	549	40	145	893	—	1,43,780	10,163	38,326	2,54,058
Japan	—	..	..	..	104	—	..	..	..	27,497
Other Foreign Countries	—	25	..	15	9	—	6,010	..	4,648	2,850
TOTAL FOREIGN COUNTRIES	—	974	1,336	517	1,267	—	2,50,120	3,32,102	1,39,987	3,27,700
Share of Bengal	—	*1,105*	*1,407*	*542*	*1,339*	—	*2,79,013*	*3,45,448*	*1,63,667*	*3,42,732*
,, *Bombay*	—	*54*	*15*	..	*4*	—	*11,321*	*3,074*	*892*	*1,504*
,, *Sind*	—	..	..	..	..	—	..	*34*	..	..
,, *Madras*	—	..	..	..	..	—	*8*	..	..	..
TOTAL	—	1,159	1,422	542	1,343	—	2,90,342	3,48,556	1,64,559	3,44,236

(*a*) Separately recorded from 1930-31.

No. 10—*continued*

ARTICLES, AND COUNTRIES OF CONSIGNMENT; ALSO SHARE OF EACH PROVINCE	QUANTITY					VALUE				
	1929-30	1930-31	1931-32	1932-33	1933-34	1929-30	1930-31	1931-32	1932-33	1933-34
						Rs	Rs	Rs	Rs	Rs
Metals and Ores—*continued*										
German silver (including ***nickel silver***) (***III. L***)—	Cwts.	Cwts.	Cwts.	Cwts.	Cwts.					
United Kingdom (*including* Channel Islands)	3,401	2,213	2,173	3,331	3,938	2,72,394	1,72,921	1,55,498	2,41,889	2,60,452
Other British Possessions	..	12	13	..	..	20	302	1,031	..	..
TOTAL BRITISH EMPIRE	3,401	2,225	2,186	3,331	3,938	2,72,414	1,73,223	1,56,529	2,41,889	2,60,452
Germany	4,870	4,114	3,128	802	2,467	4,23,338	3,52,737	2,23,049	69,318	1,44,321
France	1	..	81	220	206	552	..	5,589	14,707	12,735
Switzerland	199	418	701	2,878	649	16,240	33,923	48,600	1,87,558	40,512
Italy (*including* Fiume)	5,007	4,509	4,296	7,711	6,016	4,27,732	3,86,196	2,75,562	5,11,410	3,79,958
Austria	6,030	2,688	3,127	2,442	3,452	5,29,542	2,36,344	2,29,169	1,78,771	2,29,309
Czechoslovakia	..	108	..	..	..	..	9,724	..	..	..
Iraq	..	..	..	55	85	..	..	..	49,488	97,562
Persia	..	..	..	23	25	..	..	..	23,000	25,787
United States of America—*Vid* Atlantic Coast	..	2,005	32	..	380	..	59,143	2,595	..	9,836
Other Foreign Countries	29	196	..	..	25	2,257	1,749	6	..	2,129
TOTAL FOREIGN COUNTRIES	16,127	14,033	11,365	14,131	13,305	13,99,661	10,78,815	7,94,520	10,34,197	9,41,761
Share of Bengal	*4,956*	*6,311*	*2,988*	*3,662*	*4,918*	*4,39,438*	*4,26,083*	*2,17,393*	*2,70,731*	*3,09,817*
,, *Bombay*	*14,007*	*9,535*	*10,447*	*13,807*	*11,938*	*11,73,353*	*7,86,569*	*7,23,304*	*10,01,918*	*8,61,425*
,, *Sind*	*13*	*7*	..	*22*	*4*	*994*	*745*	*49*	*1,739*	*817*
,, *Madras*	*552*	*355*	*116*	*19*	*381*	*58,396*	*36,341*	*10,276*	*1,368*	*23,530*
,, *Burma*	..	..	..	*2*	*3*	..	..	*28*	*329*	*614*
TOTAL	19,528	16,258	13,551	17,512	17,244	16,72,075	12,53,038	9,51,049	12,76,086	12,02,218
Iron—										
Ore (II. F)—										
United Kingdom (*including* Channel Islands)	Tons 1	Tons ..	Tons ..	Tons ..	Tons 6	105	143	..	..	1,075
Sweden	23	50	27	..	14	2,937	6,197	3,319	..	1,709
Other Foreign Countries	..	..	5	..	40	..	..	501	95	2,241
TOTAL FOREIGN COUNTRIES	23	50	32	..	54	2,937	6,197	3,820	95	3,950
Share of Bengal	..	*5*	*17*	..	*15*	..	*673*	*2,078*	..	*1,840*
,, *Bombay*	*21*	*45*	*15*	..	*45*	*2,683*	*5,662*	*1,742*	*95*	*3,185*
,, *Madras*	*3*	..	..	..	..	*459*	..	..	..	..
TOTAL	24	50	32	..	60	3,042	6,340	3,820	95	5,025
Pig (III. K)—										
United Kingdom (*including* Channel Islands)	Tons 2,607	Tons 3,082	Tons 331	Tons 746	Tons 1,964	2,16,246	2,24,999	26,713	55,275	1,45,288
Italy (*including* Fiume)	543	..	..	..	..	1,52,722	..	..	..	..
Other Foreign Countries	22	1	49	..	..	4,369	104	3,642	..	..
TOTAL FOREIGN COUNTRIES	565	1	49	..	..	1,57,091	104	3,642	..	..
Share of Bengal	*1,298*	*960*	*124*	*350*	*892*	*2,22,640*	*71,771*	*9,297*	*26,619*	*66,696*
,, *Bombay*	*690*	*1,476*	*51*	*190*	*664*	*55,707*	*1,07,009*	*7,110*	*13,243*	*44,948*
,, *Madras*	*355*	*121*	*60*	*10*	*18*	*31,198*	*9,437*	*3,961*	*703*	*1,044*
,, *Burma*	*919*	*526*	*145*	*196*	*393*	*43,797*	*36,886*	*9,997*	*14,706*	*29,446*
TOTAL	3,262	3,083	380	746	1,964	3,73,336	2,25,103	30,365	55,275	1,45,288
Manufactures—										
Angle and tee, bolt and rod (III. K)—	Tons	Tons	Tons	Tons	Tons					
United Kingdom (*including* Channel Islands)	205	443	71	861	313	26,296	95,184	12,057	64,378	24,102
Other British Possessions	10	4	16	9	3	2,523	1,095	3,667	1,632	324
TOTAL BRITISH EMPIRE	215	447	87	870	322	31,818	96,279	15,724	66,010	24,426

No. 10—*continued*

ARTICLES, AND COUNTRIES OF CONSIGNMENT; ALSO SHARE OF EACH PROVINCE	QUANTITY					VALUE				
	1929-30	1930-31	1931-32	1932-33	1933-34	1929-30	1930-31	1931-32	1932-33	1933-34
						R	R	R	R	R
Metals and Ores—*continued*										
***Iron*—continued**	Tons	Tons	Tons	Tons	Tons					
Angle and tee, bolt and rod (III. K)—*continued*										
Germany	2	502	1,585	1	511	413	44,384	1,48,368	230	49,190
Belgium	108	266	555	2,064	524	13,452	25,588	47,855	1,98,372	50,566
Luxemburg	..	..	..	..	406	..	..	..	..	45,695
Other Foreign Countries	..	1	..	..	..	..	365	..	..	142
TOTAL FOREIGN COUNTRIES	110	769	2,090	2,065	1,531	13,865	70,332	1,90,723	1,98,602	1,45,593
Share of Bengal	*147*	*801*	*2,118*	*2,915*	*1,843*	*28,456*	*77,904*	*1,95,588*	*2,75,578*	*1,27,183*
„ *Bombay*	*10*	*2*	*2*	*7*	*2*	*2,683*	*479*	*443*	*1,335*	*1,159*
„ *Sind*	..	*402*	*33*	*1*	..	..	*35,657*	*5,330*	*114*	*106*
„ *Madras*	*18*	*4*	*23*	*9*	*7*	*4,004*	*1,121*	*4,314*	*1,610*	*1,503*
„ *Burma*	*150*	*7*	*1*	*3*	*1*	*17,541*	*1,450*	*222*	*475*	*72*
Protected	286	458	88	22	33	44,044	90,143	14,495	3,149	5,283
Not protected	39	758	2,094	2,918	1,820	8,030	70,468	1,91,952	2,76,463	1,74,740
TOTAL	325	1,216	2,177	2,935	1,853	52,683	1,60,611	2,06,447	2,79,612	1,80,023
Bars and channels (III. K)—	Tons	Tons	Tons	Tons	Tons					
United Kingdom (*including* Channel Islands)	1,723	999	430	353	415	4,49,565	2,58,031	1,17,231	1,07,456	1,03,128
Other British Possessions	30	3	1	2	1	2,739	776	317	592	81
TOTAL BRITISH EMPIRE	1,753	1,002	431	355	416	4,52,304	2,58,807	1,17,548	1,08,048	1,03,209
Sweden	554	508	465	567	694	1,42,115	1,31,505	1,14,106	1,43,106	1,68,778
Norway	33	..	..	..	..	8,764	..	..	..	40
Germany	62	575	58	14	26	15,430	63,658	13,211	3,567	6,026
Belgium	2,367	1,851	314	234	138	2,35,596	1,76,956	31,940	17,708	10,418
Czechoslovakia	..	250	..	..	..	..	21,950	..	..	..
Other Foreign Countries	29	12	26	2	..	3,118	2,697	2,287	179	21
TOTAL FOREIGN COUNTRIES	3,045	3,196	863	817	858	4,05,023	3,96,666	1,61,544	1,64,560	1,85,278
Share of Bengal	*1,276*	*1,390*	*300*	*261*	*284*	*3,56,155*	*2,49,841*	*84,934*	*79,418*	*84,357*
„ *Bombay*	*358*	*312*	*123*	*89*	*106*	*61,462*	*68,593*	*27,682*	*19,147*	*17,392*
„ *Sind*	*29*	*4*	*27*	*3*	..	*3,591*	*1,022*	*5,168*	*1,636*	..
„ *Madras*	*684*	*725*	*513*	*613*	*742*	*1,58,439*	*1,64,646*	*1,29,390*	*1,54,553*	*1,73,224*
„ *Burma*	*2,451*	*1,767*	*326*	*201*	*142*	*2,72,630*	*1,72,371*	*31,415*	*17,854*	*13,514*
Protected	2,309	1,877	370	207	189	2,50,555	1,86,261	39,485	18,061	19,438
Not protected	2,399	2,321	919	965	1,085	6,06,772	4,64,212	2,39,607	2,54,547	2,69,049
TOTAL	4,708	4,198	1,289	1,172	1,274	8,57,327	6,50,473	2,79,092	2,72,608	2,88,487
Rice bowls (III. K)—	Tons	Tons	Tons	Tons	Tons					
United Kingdom (*including* Channel Islands)	254	148	107	96	65	91,069	54,394	39,847	34,227	19,331
Other British Possessions	1	1	2	..	..	976	791	1,045	572	608
TOTAL BRITISH EMPIRE	255	149	109	96	65	92,045	55,185	40,892	34,799	19,939
Japan	..	..	..	17	28	..	..	..	6,488	8,449
Other Foreign Countries	2	3	3	6	..	706	1,716	999	1,837	..
TOTAL FOREIGN COUNTRIES	2	3	3	23	28	706	1,716	999	8,320	8,449
Share of Bengal	*13*	*2*	*11*	*4*	..	*4,899*	*802*	*4,270*	*1,682*	..
„ *Bombay*	*53*	*29*	*27*	*40*	*36*	*25,226*	*8,359*	*7,725*	*11,655*	*9,635*
„ *Sind*	..	..	..	..	..	..	..	..	..	*18*
„ *Madras*	*56*	*61*	*43*	*10*	..	*31,683*	*22,791*	*16,281*	*3,192*	..
„ *Burma*	*76*	*60*	*31*	*65*	*57*	*30,943*	*24,449*	*12,615*	*26,790*	*18,835*
TOTAL	257	152	113	119	93	92,751	56,901	41,891	43,119	28,388

No. 10—*continued*

ARTICLES, AND COUNTRIES OF CONSIGNMENT; ALSO SHARE OF EACH PROVINCE	QUANTITY					VALUE				
	1929-30	1930-31	1931-32	1932-33	1933-34	1929-30	1930-31	1931-32	1932-33	1933-34
Metals and Ores—*continued*										
***Iron*—concluded**						R	R	R	R	R
Total Iron (excluding *Oer*)—	Tons	Tons	Tons	Tons	Tons					
United Kingdom (*including* Channel Islands)	4,879	4,672	939	2,056	2,763	7,93,174	6,27,608	1,05,848	2,81,336	3,01,849
Ceylon (*excluding* Maldives)	40	6	17	10	1	5,262	1,777	3,976	1,860	76
Other British Possessions	1	2	2	1	3	976	885	1,053	936	941
TOTAL BRITISH EMPIRE	4,920	4,680	958	2,067	2,767	7,99,412	6,30,270	2,10,877	2,84,132	3,02,866
Sweden	575	509	485	557	694	1,46,424	1,31,870	1,14,106	1,48,106	1,66,838
Norway	33	..	..	..	..	8,764	..	..	..	40
Germany	64	1,078	1,568	15	737	15,843	1,08,548	1,56,579	3,797	55,216
Belgium	2,475	2,118	921	2,304	602	2,49,048	2,02,498	83,801	2,12,750	60,979
Luxemburg	28	..	10	2	498	2,970	..	485	131	45,696
Italy	543	..	..	..	..	1,52,722	..	..	45	..
Czechoslovakia	..	250	..	..	..	..	21,950	..	5	..
Japan	..	..	..	17	28	..	..	..	6,483	8,470
Other Foreign Countries	4	14	16	..	..	914	3,053	1,937	105	83
TOTAL FOREIGN COUNTRIES	3,722	3,969	3,000	2,905	2,417	5,76,685	4,68,918	3,56,908	3,66,482	3,39,320
Share of Bengal	*2,733*	*3,153*	*2,553*	*3,530*	*3,019*	*6,12,149*	*4,00,318*	*2,94,089*	*3,83,207*	*3,15,234*
,, *Bombay*	*1,141*	*1,819*	*203*	*326*	*808*	*1,45,078*	*1,78,940*	*42,960*	*45,880*	*76,166*
,, *Sind*	*29*	*406*	*60*	*9*	..	*3,591*	*86,679*	*11,048*	*1,750*	*124*
,, *Madras*	*1,143*	*911*	*639*	*642*	*764*	*2,35,324*	*1,97,993*	*1,54,436*	*1,60,058*	*1,75,793*
,, *Burma*	*3,596*	*2,360*	*503*	*485*	*593*	*3,84,955*	*2,35,176*	*85,253*	*89,619*	*61,867*
Protected	2,685	2,335	453	229	222	2,94,599	2,82,404	58,980	1,19,604	24,721
Not protected	5,957	6,314	3,505	4,748	4,962	10,81,498	8,16,684	5,03,405	5,31,010	8,17,465
TOTAL	8,642	8,649	3,958	4,978	5,184	13,76,097	10,99,088	5,57,785	6,50,614	6,42,186
***Steel*—**										
Angle and tee (III. K)—	Tons	Tons	Tons	Tons	Tons					
United Kingdom (*including* Channel Islands)	20,657	10,569	4,522	4,230	4,317	25,70,715	13,32,911	5,74,733	4,81,107	5,[illegible]9
Ceylon (*excluding* Maldives)	..	15	5	..	..	..	3,259	923	7	..
TOTAL BRITISH EMPIRE	20,657	10,584	4,527	4,230	4,317	25,70,715	13,36,170	5,75,656	4,81,114	5,22,9[illegible]
Germany	791	624	180	16	150	76,975	52,801	11,256	1,741	11,7[illegible]
Belgium	27,038	12,740	9,900	6,131	5,014	28,27,941	11,52,827	7,91,889	4,31,939	4,06,6[illegible]
Luxemburg	1,576	1,930	1,037	375	509	1,52,048	1,62,844	1,41,576	28,857	4[illegible]
France	5,419	1,800	2,193	1,007	1,443	5,57,613	1,51,783	1,74,812	74,331	1,11,157
United States of America—										
Via Atlantic Coast	17	13	..	..	4	5,150	5,928	..	..	845
Other Foreign Countries	3	5	..	..	..	367	591	..	..	34
TOTAL FOREIGN COUNTRIES	34,844	17,112	13,860	7,529	7,120	36,20,094	15,24,[illegible]	11,19,[illegible]	5,36,[illegible]	5,71,[illegible]
Share of Bengal	*19,857*	*8,812*	*3,329*	*3,840*	*3,953*	*23,69,931*	*10,22,502*	*3,46,[illegible]*	*3,87,[illegible]*	*4,29,[illegible]*
,, *Bombay*	*15,733*	*8,014*	*7,517*	*3,567*	*3,612*	*16,91,756*	*7,94,956*	*6,56,419*	*3,56,[illegible]*	*3,94,[illegible]*
,, *Sind*	*10,156*	*5,158*	*4,891*	*2,462*	*2,456*	*13,09,218*	*6,81,[illegible]*	*4,33,[illegible]*	*1,78,[illegible]*	*2,01,[illegible]*
,, *Madras*	*6,465*	*3,128*	*1,778*	*1,162*	*1,021*	*7,10,353*	*3,47,764*	*1,61,793*	*[illegible]*	*92,[illegible]*
,, *Burma*	*3,290*	*3,514*	*962*	*728*	*581*	*4,99,327*	*3,08,710*	*1,07,116*	*[illegible]*	*[illegible]*
Protected	56,310	26,818	18,356	11,734	11,418	61,53,224	27,60,943	16,89,706	10,13,[illegible]	10,9[illegible]53
Not protected	191	878	31	25	19	37,515	1,0[illegible]61	1,[illegible]	4,1[illegible]	4,[illegible]79
TOTAL	55,501	27,696	18,387	11,759	11,437	61,90,909	24,95,034	16,94,[illegible]	10,17,[illegible]	10,94,[illegible]12

No. 10—*continued*

ARTICLES, AND COUNTRIES OF CONSIGNMENT; ALSO SHARE OF EACH PROVINCE	QUANTITY					VALUE				
	1929-30	1930-31	1931-32	1932-33	1933-34	1929-30	1930-31	1931-32	1932-33	1933-34
						R	R	R	R	R
Metals and Ores—*continued*										
Steel—continued										
Spring (III, K)—	Tons	Tons	Tons	Tons	Tons					
United Kingdom (*including* Channel Islands)	23	287	573	496	50	5,992	44,216	83,008	66,364	10,140
Straits Settlements	..	..	..	..	..	..	5	..	..	..
TOTAL BRITISH EMPIRE	23	287	573	496	50	5,992	44,221	83,008	66,364	10,140
Germany	67	167	..	2	1	10,075	19,455	..	468	900
Belgium	..	37	88	69	..	..	3,885	11,652	6,597	..
Other Foreign Countries	..	1	3	1	..	..	322	1,682	481	180
TOTAL FOREIGN COUNTRIES	67	205	91	72	1	10,075	23,662	13,334	7,541	1,036
Share of Bengal	*7*	*6*	*21*	*7*	*44*	*2,162*	*2,946*	*3,821*	*1,179*	*8,309*
„ *Bombay*	*7*	*480*	*631*	*519*	*5*	*2,128*	*63,245*	*90,780*	*66,660*	*2,078*
„ *Sind*	..	*2*	..	..	*2*	*140*	*376*	..	..	*424*
„ *Madras*	..	*3*	..	*12*	..	*29*	*479*	*15*	*1,590*	*197*
„ *Burma*	*76*	*1*	*12*	*30*	..	*11,608*	*837*	*1,726*	*4,476*	*168*
TOTAL	90	492	664	568	51	16,067	67,883	96,342	73,905	11,176
Bars (*other than* Cast Steel (III, K)—	Tons	Tons	Tons	Tons	Tons					
United Kingdom (*including* Channel Islands)	32,296	20,408	10,998	11,547	14,953	47,64,486	30,54,579	15,73,728	15,16,191	19,76,713
Other British Possessions	10	7	8	..	1	1,483	1,123	1,863	136	1,067
TOTAL BRITISH EMPIRE	32,306	20,415	11,006	11,547	14,954	47,65,969	30,55,702	15,75,591	15,16,327	19,77,780
Sweden	850	561	662	781	478	2,61,940	1,55,546	1,87,563	2,12,279	1,80,520
Germany	10,353	2,794	1,370	2,825	3,142	11,31,490	2,70,672	1,03,261	2,62,910	2,95,016
Netherlands	162	95	6	19	458	19,182	9,886	882	2,019	36,169
Belgium	81,517	43,684	33,535	32,003	27,669	85,32,053	38,95,550	25,04,627	22,68,439	23,11,994
Luxemburg	38,011	14,408	20,842	17,057	12,811	38,08,335	12,07,078	15,92,433	10,70,409	10,13,462
France	6,034	5,158	5,029	4,811	5,439	6,43,364	4,55,860	3,88,020	3,23,949	4,22,521
Italy (*including* Fiume)	15	82	10	6	..	10,768	19,767	9,683	1,361	..
Czechoslovakia	25	221	54	60	84	16,415	45,258	17,877	20,929	24,836
Japan	..	..	11	..	1,034	..	..	4,158	40	91,076
United States of America—										
Via Atlantic Coast	10	1	..	12	2	2,453	1,325	1,990	4,396	575
„ Pacific „	..	..	8	..	..	..	..	2,939	..	..
Other Foreign Countries	21	1	1	37	2	3,390	96	124	1,001	389
TOTAL FOREIGN COUNTRIES	136,998	66,955	61,528	57,621	51,169	1,44,89,390	60,61,038	49,33,557	41,67,732	43,26,558
Share of Bengal	*43,193*	*18,887*	*16,422*	*23,357*	*24,099*	*53,92,586*	*23,59,921*	*15,94,629*	*19,71,553*	*23,95,885*
„ *Bombay*	*55,033*	*22,776*	*21,158*	*14,210*	*15,799*	*58,47,213*	*21,49,451*	*18,89,838*	*11,86,168*	*15,13,159*
„ *Sind*	*24,790*	*20,549*	*15,265*	*16,190*	*12,538*	*27,32,719*	*19,31,766*	*12,25,732*	*10,81,754*	*10,11,190*
„ *Madras*	*36,976*	*19,495*	*17,342*	*12,093*	*11,092*	*41,76,479*	*20,27,190*	*15,34,961*	*11,06,811*	*11,00,250*
„ *Burma*	*9,327*	*5,663*	*2,347*	*3,318*	*2,545*	*11,06,362*	*6,18,412*	*2,63,988*	*3,37,773*	*2,83,854*
Protected	98,477	50,788	32,127	21,821	19,786	1,09,05,915	52,42,676	30,62,107	20,92,196	21,50,497
Not protected	70,827	86,582	40,407	47,347	46,337	83,49,444	38,74,064	34,47,041	35,91,863	41,53,841
TOTAL	169,304	87,370	72,534	69,168	66,123	1,92,55,359	91,16,740	65,09,148	56,84,059	63,04,338
Cast—										
Tool steel—										
High speed (III, K)—	Tons	Tons	Tons	Tons	Tons					
United Kingdom (*including* Channel Islands)	282	201	128	186	171	3,15,812	2,11,783	1,19,733	1,63,978	1,45,778
Other British Possessions	..	..	..	..	1	215	317	..	116	704
TOTAL BRITISH EMPIRE	282	201	128	186	172	3,16,027	2,12,100	1,19,733	1,64,094	1,46,482

No. 10—*continued*

ARTICLES, AND COUNTRIES OF CONSIGNMENT; ALSO SHARE OF EACH PROVINCE	QUANTITY					VALUE				
	1929-30	1930-31	1931-32	1932-33	1933-34	1929-30	1930-31	1931-32	1932-33	1933-34
						R	R	R	R	R
Metals and Ores—*continued*										
***Steel*—continued**										
Cast—*continued*										
Tool steel—*continued*										
High speed (III. K)—*continued*	Tons	Tons	Tons	Tons	Tons					
Sweden	..	..	7	..	..	456	217	5,709	488	2,482
Germany	32	14	7	11	17	86,409	23,437	11,323	17,838	25,702
Belgium	3	15	3	..	6	17,833	35,297	5,263	96	8,594
France	4	12	2	4	..	19,121	49,543	13,573	25,079	180
Italy (*including* Fiume)	7	2	..	1	1	13,817	6,567	670	1,577	122
Austria	2	9	2	..	..	2,205	13,706	2,786	..	..
Czechoslovakia	91	68	15	22	40	1,13,586	92,423	20,150	25,066	64,307
United States of America—										
Vid Atlantic Coast	..	..	..	..	2	165	90	38	..	10,920
Other Foreign Countries	1	..	19	8	..	500	..	2,498	894	867
TOTAL FOREIGN COUNTRIES	140	115	55	41	66	2,54,092	2,20,700	63,007	71,038	1,21,898
Share of Bengal	*47*	*11*	*21*	*4*	*2*	*36,112*	*26,410*	*3,801*	*10,332*	*11,847*
,, *Bombay*	*159*	*113*	*59*	*60*	*95*	*3,05,505*	*2,04,334*	*1,01,910*	*88,131*	*1,28,9..4*
,, *Sind*	*11*	*19*	*3*	*5*	*3*	*11,939*	*33,566*	*6,408*	*6,480*	*7,807*
,, *Madras*	*29*	*57*	*81*	*103*	*88*	*48,545*	*62,910*	*64,373*	*73,802*	*60,766*
,, *Burma*	*176*	*116*	*19*	*55*	*49*	*1,68,018*	*1,00,880*	*16,358*	*03,537*	*89,806*
TOTAL	422	316	188	227	238	5,70,119	4,32,400	1,82,850	2,35,132	2,68,380
Carbon (III. K)—	Tons	Tons	Tons	Tons	Tons					
United Kingdom (*including* Channel Islands)	297	202	175	85	77	1,38,186	79,978	73,788	38,831	37,038
Other British Possessions	..	..	..	..	..	84	20	45	..	40
TOTAL BRITISH EMPIRE	297	202	175	85	77	1,38,270	79,998	73,788	38,831	37,078
Sweden	12	6	4	..	..	5,656	2,786	2,103	169	173
Germany	36	14	5	26	19	24,847	5,462	3,004	11,045	10,658
Belgium	9	..	..	1	35	5,080	..	..	578	6,858
France	2	17	4	..	..	681	13,983	3,015	5	..
Czechoslovakia	149	10	40	27	21	1,33,828	7,418	23,060	15,690	15,099
United States of America—										
Vid Atlantic Coast	1	..	..	..	..	19,346	2,037	63	..	..
Other Foreign Countries	15	5	2	7	..	6,774	3,452	1,220	3,016	142
TOTAL FOREIGN COUNTRIES	224	52	55	61	75	1,96,212	35,145	32,384	30,398	32,905
Share of Bengal	*8*	*8*	*15*	..	..	*3,766*	*3,735*	*5,099*	*430*	*219*
,, *Bombay*	*230*	*127*	*84*	*67*	*57*	*3,16,559*	*66,930*	*45,934*	*34,441*	*39,804*
,, *Sind*	*69*	*49*	*13*	*15*	*11*	*25,613*	*14,009*	*3,126*	*3,816*	*4,148*
,, *Madras*	*157*	*64*	*117*	*61*	*80*	*56,851*	*24,167*	*40,416*	*27,647*	*24,928*
,, *Burma*	*7*	*6*	*1*	*3*	*4*	*31,614*	*6,305*	*11,462*	*3,044*	*1,416*
TOTAL	521	264	270	146	152	3,34,482	1,15,143	1,06,167	69,229	70,653
Cast steel bars (III. K)—	Tons	Tons	Tons	Tons	Tons					
United Kingdom (*including* Channel Islands)	267	228	123	237	458	1,18,186	83,084	56,558	1,48,892	2,75,940
Other British Possessions	1	..	..	..	..	277	..	48	435	128
TOTAL BRITISH POSSESSIONS	268	228	123	237	458	1,18,463	83,084	56,606	1,49,327	2,76,068

No. 10—*continued*

ARTICLES, AND COUNTRIES OF CONSIGNMENT; ALSO SHARE OF EACH PROVINCE	QUANTITY					VALUE				
	1929-30	1930-31	1931-32	1932-33	1933-34	1929-30	1930-31	1931-32	1932-33	1933-34
						R	R	R	R	R
Metals and Ores—*continued*										
***Steel*—continued**										
Cast—*continued*										
Cast steel bars (III. K)—*continued*	Tons	Tons	Tons	Tons	Tons					
Sweden	15	..	..	21	46	4,640	..	..	5,434	12,093
Germany	4	56	5	21	5	2,716	21,041	4,580	25,198	11,508
Belgium	10	10	..	108	18	3,044	1,882	..	8,764	4,710
France	..	7	..	..	..	..	5,987	776	1,897	743
Czechoslovakia	29	..	..	35	54	14,536	320	..	17,528	33,304
United States of America—*Vid* Atlantic Coast	..	..	..	..	1	11	..	57	..	5,198
Other Foreign Countries	3	1	..	8	3	168	1,016	871	2,860	4,563
TOTAL FOREIGN COUNTRIES	61	74	5	188	127	26,626	30,246	6,284	61,681	72,169
Share of Bengal	*104*	*131*	*57*	*313*	*466*	*85,444*	*68,106*	*47,686*	*1,81,861*	*3,05,928*
,, *Bombay*	*64*	*102*	*53*	*95*	*59*	*22,127*	*18,932*	*12,685*	*23,875*	*21,795*
,, *Sind*	*4*	*8*	..	*6*	*14*	*1,358*	*3,574*	*511*	*2,280*	*2,799*
,, *Madras*	*38*	*7*	*3*	*7*	*4*	*12,038*	*1,374*	*450*	*1,189*	*797*
,, *Burma*	*119*	*64*	*10*	*4*	*42*	*24,122*	*21,345*	*3,686*	*1,803*	*16,928*
TOTAL	320	312	128	425	585	1,45,089	1,13,330	64,888	2,11,008	3,48,247
Other cast steel (III. K)—	Tons	Tons	Tons	Tons	Tons					
United Kingdom (*including* Channel Islands)	136	44	53	148	122	57,866	20,573	13,486	47,493	36,047
Straits Settlements	..	..	..	..	..	..	..	..	..	50
TOTAL BRITISH EMPIRE	136	44	53	148	122	57,866	20,573	13,486	47,493	36,097
Sweden	111	9	13	43	39	50,743	1,131	5,078	12,372	10,638
Denmark	..	..	119	..	..	..	..	10,913	..	..
Germany	79	154	83	132	41	19,740	39,507	28,147	43,291	12,467
Czechoslovakia	124	..	..	49	7	44,740	..	51	15,638	3,235
Other Foreign Countries	27	28	2	5	1	7,465	3,933	3,971	7,181	504
TOTAL FOREIGN COUNTRIES	341	185	217	229	88	1,22,688	44,571	49,160	78,482	26,889
Share of Bengal	*293*	*87*	*83*	*208*	*70*	*1,39,709*	*31,207*	*29,130*	*77,351*	*27,885*
,, *Bombay*	*110*	*135*	*187*	*134*	*79*	*27,191*	*32,678*	*33,298*	*41,466*	*25,227*
,, *Sind*	*72*	*7*	..	*5*	*2*	*12,543*	*1,359*	*168*	*1,881*	*694*
,, *Madras*	..	..	..	..	*4*	*22*	..	..	..	*458*
,, *Burma*	*2*	..	..	*30*	*55*	*1,089*	..	..	*5,277*	*8,722*
TOTAL	477	229	270	377	210	1,80,554	65,144	62,596	1,25,075	62,986
Ingots, blooms, billets, and slabs (III. K)—	Tons	Tons	Tons	Tons	Tons					
United Kingdom (*including* Channel Islands)	1,350	1,434	988	1,131	1,473	1,87,674	1,95,721	1,21,764	1,88,483	1,62,523
Germany	7,319	80	..	..	..	5,86,457	2,882	..	..	200
Belgium	146	63	268	..	42	15,196	6,672	16,575	..	4,289
France	..	..	173	4	16	..	..	13,192	496	1,727
Japan	..	..	60	..	..	..	..	7,132	..	..
Other Foreign Countries	..	..	..	..	..	147	..	..	..	165
TOTAL FOREIGN COUNTRIES	7,465	93	500	4	58	6,01,800	9,554	36,899	496	6,381
Share of Bengal	*8,246*	*1,090*	*941*	*805*	*1,256*	*7,07,567*	*1,42,472*	*92,831*	*90,813*	*1,30,532*
,, *Bombay*	*396*	*267*	*444*	*249*	*216*	*55,778*	*36,313*	*52,849*	*33,627*	*30,710*
,, *Sind*	*101*	*68*	*19*	*58*	*52*	*11,235*	*8,684*	*2,395*	*6,209*	*6,292*
,, *Madras*	*16*	*47*	*39*	*18*	*5*	*4,492*	*9,115*	*4,522*	*2,556*	*691*
,, *Burma*	*56*	*55*	*45*	*5*	*2*	*10,412*	*8,401*	*6,566*	*773*	*379*
TOTAL	8,815	1,527	1,488	1,135	1,531	7,89,474	2,05,275	1,58,663	1,33 975	1,68,004

No. 10—*continued*

ARTICLES, AND COUNTRIES OF CONSIGNMENT; ALSO SHARE OF EACH PROVINCE	QUANTITY					VALUE				
	1929-30	1930-31	1931-32	1932-33	1933-34	1929-30	1930-31	1931-32	1932-33	1933-34
						R	R	R	R	R
Metals and Ores—*continued*										
***Steel*—concluded**										
***Total Steel*—**	Tons	Tons	Tons	Tons	Tons					
United Kingdom (*including* Channel Islands)	55,308	33,383	17,560	18,060	21,621	81,58,917	50,22,845	26,18,748	25,96,329	31,67,778
Other British Possessions	11	22	13	..	2	2,059	4,724	2,577	694	1,089
TOTAL BRITISH EMPIRE	55,319	33,405	17,573	18,060	21,623	81,60,976	50,27,569	26,21,325	25,97,023	31,69,767
Sweden	988	570	686	845	563	3,23,435	1,59,682	2,06,513	2,80,748	1,55,051
Denmark	..	..	119	17	..	..	..	16,913	988	..
Germany	18,681	3,653	1,600	3,039	3,375	19,38,709	4,84,257	2,16,571	3,62,486	3,66,710
Netherlands	166	128	28	19	458	20,036	14,376	5,063	2 019	86,561
Belgium	108,723	56,549	43,794	38,314	32,784	1,14,02,047	50,06,173	33,90,916	27,17,312	27,42,199
Luxemburg	39,587	16,338	22,479	17,432	13,320	40,20,383	13,69,922	17,34,009	10,98,756	10,55,662
France	11,480	6,994	7,400	5,856	6,948	12,23,437	6,79,161	5,94,290	4,20,780	5,36,328
Italy (*including* Fiume)	26	35	12	16	3	26,550	27,158	15 233	8,599	3,041
Austria	25	13	2	1	1	12,708	16,604	2,821	546	256
Czechoslovakia	418	294	109	194	206	3,23,252	1,45,419	60,137	95,125	1,41,078
Japan	..	..	71	..	1,014	..	..	11,290	40	91,116
United States of America—										
Vid Atlantic Coast	28	14	..	15	9	27,140	9,345	2,183	6,675	26,577
„ Pacific „	..	..	8	..	..	..	..	2,939	..	..
Other Foreign Countries	18	3	3	3	3	3,280	1,253	1,650	910	2,862
TOTAL FOREIGN COUNTRIES	180,140	84,791	76,311	65,745	58,704	1,93,20,977	79,53,350	68,54,218	49,53,935	51,59,479
Share of Bengal	*71,755*	*29,032*	*20,389*	*28,534*	*29,861*	*36,37,266*	*36,57,395*	*21,22,367*	*27,17,041*	*33,10 472*
„ *Bombay*	*71,537*	*32,014*	*30,138*	*18,901*	*19,752*	*30,68,286*	*22,75,839*	*24,42,703*	*17,56,436*	*20,86,297*
„ *Sind*	*35,133*	*25,860*	*20,101*	*18,741*	*15,127*	*40,04,840*	*24,80,406*	*16,82,031*	*12,73,393*	*12,35,782*
„ *Madras*	*43,681*	*22,801*	*19,360*	*13,456*	*12,304*	*50,09,009*	*24,72,209*	*17,97,508*	*13,08,941*	*12,86,966*
„ *Burma*	*13,053*	*8,489*	*7,396*	*4,173*	*3,283*	*17,62,558*	*10,94,980*	*4,10,948*	*4,97,162*	*4,40,229*
Protected	153,787	77,606	50,483	38,555	31,204	1,70,59,209	80,03,619	47,81,611	31,05,723	32,40,850
Not protected	81,672	40,590	43,401	50,250	49,123	1,04,22,744	49,77,300	41,23,732	44,45,240	50,83,206
TOTAL	235,459	118,196	93,884	88,805	80,327	2,74,81,953	1,29,80,919	88,75,343	75,50,963	83,24,056
***Iron or Steel*—**	Tons	Tons	Tons	Tons	Tons					
Anchors and cables (III. K)—										
United Kingdom (*including* Channel Islands)	1,337	859	509	488	619	6,27,071	3,76,616	2,22,588	2,39,165	3,33,911
Other British Possessions	5	5	1	2	9	2,042	1,242	105	628	1,362
TOTAL BRITISH EMPIRE	1,342	864	510	490	628	6,29,113	3,77,858	2,22,693	2,39,793	3,35,271
TOTAL FOREIGN COUNTRIES	4	..	..	2	..	1,685	672	10	96	80
Share of Bengal	*916*	*533*	*281*	*240*	*514*	*3,96,941*	*2,27,176*	*1,24,148*	*1,01,836*	*2,12,946*
„ *Bombay*	*101*	*92*	*47*	*58*	*26*	*37,278*	*34,501*	*18,456*	*19,615*	*3,469*
„ *Sind*	*35*	*26*	*45*	*2*	*6*	*13,571*	*12,322*	*19,760*	*886*	*2,383*
„ *Madras*	*8*	*11*	*19*	..	*5*	*3,874*	*2,813*	*3,723*	*28*	*2,043*
„ *Burma*	*286*	*202*	*118*	*192*	*267*	*1,80,034*	*1,00,247*	*51,221*	*1,17,414*	*1,10,147*
TOTAL	1,346	864	510	492	828	6,30,796	3,78,580	2,22,703	2,39,979	3,35,028

No. 10—*continued*

ARTICLES, AND COUNTRIES OF CONSIGNMENT; ALSO SHARE OF EACH PROVINCE	QUANTITY					VALUE				
	1929-30	1930-31	1931-32	1932-33	1933-34	1929-30	1930-31	1931-32	1932-33	1933-34
Metals and Ores—*continued*						R	R	R	R	R
***Iron or Steel*—continued**										
Beams, channels, pillars, girders and bridge work (III. K)—	Tons	Tons	Tons	Tons	Tons					
United Kingdom (*including* Channel Islands)	51,482	36,863	14,021	5,832	9,159	79,12,496	62,27,344	22,05,647	8,42,579	13,03,880
Ceylon (*excluding* Maldives)	29	233	8	9	10	7,811	62,138	1,144	1,202	1,290
Other British Possessions	..	..	..	2	6	..	11	..	526	1,340
TOTAL BRITISH EMPIRE	51,511	37,096	14,029	5,843	9,175	79,20,307	62,89,493	22,06,791	8,44,307	13,06,528
Germany	6,845	8,614	5,973	1,138	2,295	7,70,944	6,95,268	4,66,469	75,833	1,78,030
Netherlands	..	1	..	6	193	..	131	..	644	14,890
Belgium	30,847	22,485	9,488	5,852	5,083	29,17,808	19,62,719	7,41,364	4,20,108	4,11,535
Luxemburg	1,743	835	405	210	737	1,78,418	75,895	33,527	16,549	67,823
France	14,110	17,531	5,938	2,675	1,711	13,37,071	14,09,550	4,56,743	1,78,943	1,20,960
Hungary	66	..	..	..	..	6,002	..	..	..	..
Czechoslovakia	..	..	233	..	..	..	..	67,430	..	..
United States of America—										
Vid Atlantic Coast	239	211	..	..	..	57,024	50,079	..	..	..
Other Foreign Countries	..	..	..	14	3	..	..	..	1,350	894
TOTAL FOREIGN COUNTRIES	53,850	49,677	22,092	9,895	10,022	52,68,167	41,00,642	17,65,533	6,88,517	7,94,132
Share of Bengal	*39,161*	*30,062*	*7,198*	*3,456*	*4,372*	*45,88,526*	*35,82,719*	*7,21,088*	*3,81,111*	*4,84,160*
„ *Bombay*	*24,824*	*19,757*	*13,051*	*6,403*	*5,733*	*25,19,619*	*18,56,275*	*10,62,836*	*4,75,520*	*4,67,233*
„ *Sind*	*16,269*	*16,466*	*5,544*	*2,324*	*4,424*	*17,28,534*	*14,72,476*	*4,62,403*	*1,58,401*	*4,28,381*
„ *Madras*	*14,057*	*13,856*	*7,419*	*2,543*	*3,171*	*22,30,044*	*22,37,361*	*9,80,901*	*3,95,780*	*5,02,441*
„ *Burma*	*10,527*	*6,632*	*3,909*	*1,002*	*1,497*	*21,21,761*	*13,40,314*	*7,55,093*	*1,22,102*	*2,17,945*
Protected, fabricated	14,425	13,523	4,612	1,451	2,338	36,17,417	32,63,220	10,92,968	3,04,011	4,80,606
Protected other	90,436	73,250	31,509	14,287	16,859	95,71,057	72,25,915	28,79,356	12,28,903	16,11,054
TOTAL	104,861	86,773	36,121	15,738	19,197	1,31,88,474	1,04,89,135	39,72,324	15,32,914	21,00,660
Bolts and nuts (III. K)—	Tons	Tons	Tons	Tons	Tons					
United Kingdom (*including* Channel Islands)	3,659	2,572	2,101	1,030	1,406	14,22,826	9,83,735	7,02,181	4,19,040	5,37,857
Other British Possessions	5	6	4	3	1	2,784	5,282	1,967	2,329	1,990
TOTAL BRITISH EMPIRE	3,664	2,578	2,105	1,033	1,407	14,25,610	9,89,017	7,04,148	4,21,369	5,39,847
Sweeden	..	1	..	5	179	20	1,413	714	4,919	59,134
Poland (*including* Dantzig)	..	90	..	..	..	..	28,483	2	..	..
Germany	1,024	395	861	728	740	6,48,105	3,20,565	2,74,678	3,22,701	2,95,433
Netherlands	301	682	701	615	909	75,431	1,54,682	1,42,882	1,26,370	1,90,694
Belgium	5,548	3,815	2,864	3,263	3,460	12,48,728	7,95,054	5,56,801	6,20,164	6,70,384
France	195	61	85	385	862	56,767	19,051	13,065	1,12,893	1,00,054
Italy (*including* Fiume)	24	27	25	25	3	10,062	10,314	8,067	10,281	1,594
Austria	555	527	308	233	249	2,72,756	1,95,069	1,05,801	91,905	95,815
Czechoslovakia	40	51	49	67	18	12,309	17,791	17,419	23,736	6,248
Japan	1	18	24	123	195	823	7,330	9,262	50,595	90,687
United States of America—										
Vid Atlantic Coast	303	158	60	32	44	1,69,491	1,07,326	60,433	42,239	40,030
„ Pacific „	..	2	1	..	..	15	551	293	..	2
Other Foreign Countries	1	17	1	3	1	1,501	4,331	1,252	2,295	1,344
TOTAL FOREIGN COUNTRIES	8,887	6,339	4,924	5,419	6,160	24,97,063	16,56,960	11,90,169	14,11,188	15,69,419
Share of Bengal	*5,913*	*3,441*	*2,716*	*1,965*	*3,089*	*17,96,962*	*9,78,851*	*6,61,641*	*5,34,476*	*7,91,697*
„ *Bombay*	*3,564*	*2,406*	*2,090*	*2,440*	*2,432*	*11,88,593*	*7,51,009*	*6,49,713*	*7,08,324*	*7,16,198*
„ *Sind*	*971*	*1,322*	*1,078*	*827*	*719*	*2,99,109*	*3,51,779*	*2,67,201*	*2,14,486*	*2,06,819*
„ *Madras*	*1,246*	*936*	*692*	*819*	*836*	*4,17,300*	*2,99,581*	*1,37,922*	*2,50,696*	*2,44,252*
„ *Burma*	*357*	*912*	*459*	*381*	*491*	*2,21,709*	*2,64,757*	*1,27,840*	*1,24,575*	*1,51,230*
TOTAL PROTECTED	12,551	8,917	7,029	6,452	7,567	39,22,673	26,45,977	18,94,317	18,32,557	21,09,256

No. 10—*continued*

ARTICLES, AND COUNTRIES OF CONSIGNMENT; ALSO SHARE OF EACH PROVINCE.	Quantity					Value				
	1929-30	1930-31	1931-32	1932-33	1933-34	1929-30	1930-31	1931-32	1932-33	1933-34
Metals and Ores—*continued*										
***Iron or Steel*—continued**						R	R	R	R	R
Fencing materials (*including* fencing wire) (III, K)—	Tons	Tons	Tons	Tons	Tons					
United Kingdom (*including* Channel Islands)	1,285	992	545	589	714	4,60,392	3,32,141	1,95,365	2,04,789	2,65,910
Canada—										
Vid Atlantic Coast	77	89	..	..	40	27,026	31,656	..	..	16,102
Other British Possessions	4	4	4	3	2	1,939	1,217	1,592	1,989	1,142
TOTAL BRITISH EMPIRE	1,366	1,085	549	592	756	4,89,357	3,65,014	1,96,957	2,06,778	2,83,244
Denmark	2	4	14	2	23	547	972	4,121	502	5,485
Germany	3,893	2,108	1,196	1,464	1,256	10,77,862	5,69,831	3,55,844	5,81,042	4,28,306
Netherlands	63	22	12	100	136	15,440	9,221	6,024	56,946	37,451
Belgium	2,544	2,303	1,085	1,321	1,080	5,34,685	4,46,723	2,26,407	3,11,662	2,19,513
France	559	17	6	75	173	1,11,781	6,610	1,229	15,602	33,081
Italy (*including* Fiume)	362	81	180	113	3	90,233	14,992	28,195	21,151	2,454
Austria	234	467	163	93	24	1,08,279	1,26,973	67,667	78,822	29,847
Hungary	82	100	5	42	91	15,256	17,167	768	7,872	16,869
Czechoslovakia	564	755	168	112	53	1,08,174	1,26,057	36,799	25,185	12,222
Japan	5	5	..	574	1,931	1,887	1,423	8	1,02,783	3,81,301
United States of America—										
Vid Atlantic Coast	354	369	108	27	120	1,19,228	1,15,367	28,649	8,769	41,704
„ Pacific „	..	1	..	..	..	..	822	..	13	..
Other Foreign Countries	20	..	..	..	..	3,443	406	5	6	117
TOTAL FOREIGN COUNTRIES	8,682	6,322	2,937	3,932	4,889	21,86,815	14,36,614	7,45,716	12,10,355	12,08,027
Share of Bengal	*3,991*	*2,943*	*669*	*1,173*	*1,536*	*9,30,903*	*6,40,691*	*1,26,921*	*2,93,677*	*4,46,188*
„ *Bombay*	*3,173*	*2,401*	*1,317*	*1,535*	*1,962*	*9,15,835*	*5,75,779*	*3,59,430*	*5,02,436*	*4,85,741*
„ *Sind*	*821*	*766*	*540*	*712*	*716*	*2,87,096*	*2,56,462*	*3,05,252*	*3,43,557*	*2,81,194*
„ *Madras*	*1,140*	*881*	*499*	*725*	*761*	*2,76,279*	*2,16,510*	*1,08,281*	*1,82,318*	*1,90,870*
„ *Burma*	*993*	*416*	*162*	*379*	*373*	*2,66,059*	*1,14,185*	*41,783*	*98,061*	*89,233*
TOTAL	10,048	7,407	3,486	4,524	5,654	26,76,172	18,01,623	9,42,678	14,17,062	14,91,271
Hoops and strips (III, K)—	Tons	Tons	Tons	Tons	Tons					
United Kingdom (*including* Channel Islands)	16,228	12,226	10,630	7,978	12,762	24,55,780	17,27,654	13,08,876	10,26,587	16,62,978
Other British Possessions	..	18	27	29	5	70	2,555	1,514	4,484	496
TOTAL BRITISH EMPIRE	16,228	12,244	10,657	8,007	12,767	24,55,850	17,30,209	13,09,890	10,31,071	16,63,469
Sweden	..	..	..	2	5	..	..	..	3,818	13,352
Germany	3,013	3,457	1,834	2,017	3,521	4,35,975	4,68,194	1,51,159	2,64,278	4,84,423
Netherlands	85	31	42	23	7	12,576	5,227	9,196	3,919	1,585
Belgium	17,248	12,838	7,513	10,109	7,741	22,67,722	15,95,709	8,60,414	10,49,690	9,31,602
Luxemburg	1,971	3,886	1,987	1,922	1,952	2,38,156	3,45,777	2,02,678	1,92,369	2,47,368
France	635	1,551	1,831	2,227	3,067	72,493	1,74,168	1,82,187	2,06,012	3,36,057
Italy (*including* Fiume)	..	..	18	..	..	..	..	17,349	..	..
United States of America *Vid* Atlantic Coast	38	317	427	3	10	6,607	47,449	52,794	1,567	2,499
„ Pacific „	..	..	..	30	..	..	..	..	4,110	..
Other Foreign Countries	..	25	5	5	..	..	3,491	1,312	770	..
TOTAL FOREIGN COUNTRIES	22,990	21,105	13,152	16,338	15,703	30,34,529	26,40,015	14,77,194	17,28,338	19,15,886
Share of Bengal	*12,653*	*11,796*	*8,636*	*10,518*	*9,140*	*17,91,257*	*15,79,266*	*10,92,474*	*11,17,852*	*11,31,044*
„ *Bombay*	*18,106*	*14,894*	*9,103*	*7,907*	*9,711*	*24,82,975*	*18,88,603*	*10,70,238*	*9,07,215*	*12,62,747*
„ *Sind*	*5,250*	*4,148*	*4,285*	*3,162*	*5,168*	*6,93,736*	*5,36,491*	*4,79,215*	*3,76,538*	*7,15,899*
„ *Madras*	*2,529*	*1,865*	*1,408*	*1,773*	*2,273*	*4,29,339*	*2,83,044*	*1,91,706*	*2,19,789*	*3,01,075*
„ *Burma*	*680*	*652*	*339*	*591*	*734*	*1,02,072*	*81,771*	*41,042*	*80,808*	*1,11,421*
TOTAL	39,218	33,349	23,809	24,345	28,070	54,99,379	43,70,224	27,87,474	27,59,409	35,79,257
Nails, rivets and washers (*excluding* wire nails) (III, K)—	Tons	Tons	Tons	Tons	Tons					
United Kingdom (*including* Channel Islands)	6,398	4,618	3,347	3,906	3,900	17,07,153	11,58,006	8,51,643	7,83,516	9,32,139
Straits Settlements	12	6	..	..	..	6,500	2,940	178	214	86
Other British Possessions	1	1	..	6	4	245	249	411	2,125	2,315
TOTAL BRITISH EMPIRE	6,411	4,625	3,347	3,912	3,904	17,14,398	11,61,195	8,52,232	7,85,855	9,34,540

No. 10—*continued*

ARTICLES, AND COUNTRIES OF CONSIGNMENT; ALSO SHARE OF EACH PROVINCE	QUANTITY					VALUE				
	1929-30	1930-31	1931-32	1932-33	1933-34	1929-30	1930-31	1931-32	1932-33	1933-34
						R	R	R	R	R
Metals and Ores—*continued*										
***Iron or Steel*—continued**										
Nails, rivets, and washers (*excluding* wire nails) (III. K)—*continued*	Tons	Tons	Tons	Tons	Tons					
Finland	1	32	49	130	249	394	9,728	18,467	41,820	73,214
Esthonia	33	37	17	7	..	26,852	31,488	15,575	6,665	..
Sweden	861	1,056	1,937	1,233	1,401	5,89,443	5,42,851	8,48,972	6,31,520	6,63,375
Norway	2,250	1,753	1,083	1,529	1,386	7,71,764	5,49,975	3,36,590	4,43,815	3,64,065
Denmark	6	12	8	9	9	5,147	6,560	6,476	6,709	6,387
Poland (*including* Dantzig)	..	9	..	8	..	..	5,074	..	1,725	..
Germany	1,547	1,217	789	625	386	3,95,641	3,13,798	2,05,883	2,42,438	1,49,017
Netherlands	253	470	301	577	423	51,600	1,03,588	59,692	95,377	59,786
Belgium	4,970	4,082	2,555	2,564	2,171	11,49,436	8,91,865	5,49,384	5,53,150	3,82,353
France	114	28	105	115	72	34,936	8,147	26,388	35,425	18,621
Italy (*including* Fiume)	..	15	42	7	..	100	3,775	13,985	3,957	..
Austria	36	78	45	23	5	10,341	18,032	9,508	4,981	1,041
Hungary	20	60	14	..	..	3,973	10,937	3,340	..	13
Czechoslovakia	101	435	559	511	473	32,050	1,25,976	1,74,317	1,85,865	1,59,798
Kingdom of the Serbs-Croats and the Slovenes (Yugoslavia)	22	2	..	..	..	8,178	722	..	3	..
Japan	1	..	..	62	24	488	8	117	14,600	11,973
United States of America—										
Via Atlantic Coast	39	20	18	5	6	31,107	21,366	16,470	13,358	7,179
„ Pacific „	..	..	..	..	..	128	407	1	..	118
Other Foreign Countries	8	7	1	48	15	1,498	1,659	206	4,246	1,348
TOTAL FOREIGN COUNTRIES	10,271	9,313	7,518	7,503	6,620	31,13,076	26,45,906	22,85,371	22,85,659	18,93,488
Share of Bengal	*6,868*	*5,328*	*2,990*	*2,786*	*3,888*	*17,11,116*	*13,53,733*	*7,79,732*	*7,12,624*	*8,28,605*
„ *Bombay*	*6,048*	*4,629*	*4,433*	*4,468*	*3,776*	*17,03,117*	*12,86,066*	*12,37,801*	*12,98,093*	*9,95,539*
„ *Sind*	*1,294*	*1,897*	*1,426*	*1,707*	*1,202*	*3,91,321*	*5,23,148*	*4,08,374*	*5,27,565*	*3,57,456*
„ *Madras*	*1,142*	*891*	*669*	*757*	*843*	*4,67,640*	*3,04,625*	*3,07,180*	*2,81,253*	*3,56,349*
„ *Burma*	*1,830*	*1,190*	*1,347*	*797*	*905*	*5,54,481*	*3,40,672*	*4,18,022*	*2,51,324*	*2,95,189*
Protected*	—	—	2,146	2,619	4,846	—	—	4,24,967	4,91,767	8,60,140
Not protected	—	—	8,719	7,896	5,763	—	—	27,10,642	25,80,187	19,73,188
TOTAL	16,682	13,938	10,865	10,515	10,614	48,27,675	38,07,244	31,44,609	30,71,954	28,33,328
Old, for re-manufacture (II. F)—	Tons	Tons	Tons	Tons	Tons					
United Kingdom (*including* Channel Islands)	269	1,152	892	245	3,112	9,896	35,595	24,296	6,881	86,601
Ceylon (*excluding* Maldives)	1,175	1,184	679	1,115	779	40 051	31,455	21,543	31,508	19,709
Other British Possessions	29	99	35	48	24	1,054	3,305	1,207	1,977	893
TOTAL BRITISH EMPIRE	1,473	2,435	1,606	1,408	3,915	51,001	70,355	52,046	40,316	1,07,203
Iraq	140	281	97	..	27	5,253	10,526	2,898	..	745
Persia	40	..	16	..	103	2,143	40	967	..	5,335
Japan	..	662	1	4	2	60	19,223	52	140	78
Other Foreign Countries	16	36	1	24	27	836	1,606	304	1,618	661
TOTAL FOREIGN COUNTRIES	196	979	115	28	219	8,292	31,404	4,221	1,758	6,819
Share of Bengal	*91*	*97*	*71*	*59*	*77*	*3,612*	*4,898*	*3,567*	*2,044*	*2,382*
„ *Bombay*	*926*	*1,841*	*872*	*259*	*3,130*	*7,650*	*53,939*	*22,344*	*7,450*	*87,183*
„ *Sind*	*138*	*309*	*119*	*18*	*216*	*3,382*	*11,942*	*4,561*	*779*	*6,859*
„ *Madras*	*1,164*	*1,167*	*660*	*1,100*	*711*	*39,649*	*30,975*	*20,795*	*31,801*	*17,658*
„ *Burma*	..	..	..	..	..	..	5	..	..	..
TOTAL	1,,669	3,414	1,721	1,436	4,134	59,293	1,01,759	56,267	42,074	1,14,022

* Classified from April 1931.

No. 10—*continued*

ARTICLES, AND COUNTRIES OF CONSIGNMENT; ALSO SHARE OF EACH PROVINCE	Quantity					Value				
	1929-30	1930-31	1931-32	1932-33	1933-34	1929-30	1930-31	1931-32	1932-33	1933-34
						R	R	R	R	R
Metals and Ores—*continued*										
Iron or Steel—continued										
Pipes and fittings, cast (III. K)—	Tons	Tons	Tons	Tons	Tons					
United Kingdom (*including* Channel Islands).	4,297	2,458	1,554	1,223	1,795	12,17, 59	9,00,368	5,98,301	4,87,961	6,09,231
Other British Possessions .	25	6	1	27	4	6,740	4,152	439	4,860	1,401
TOTAL BRITISH EMPIRE .	4,322	2,464	1,555	1,250	1,799	12,26,499	9,01,515	5,98,740	4,92,841	6,10,632
Germany	409	91	13	36	21	1,05,729	22,758	7,297	13,370	9,710
Belgium	444	172	68	46	47	73,030	20,648	19,071	23,793	19,823
France	489	244	21	--	5	76,342	25,4 7	2,356	..	1,103
Japan	..	1	2	736	1,474	170	905	525	64,000	1,14,709
United States of America—										
Vid Atlantic Coast . .	88	29	1	20	1	44,280	89,336	4,964	14,941	1,462
Other Foreign Countries .	13	..	6	6	7	6,072	608	2,257	4,054	3,446
TOTAL FOREIGN COUNTRIES	1,438	537	111	846	1,555	3,05,623	1,17,972	37,870	1,10,158	1,50,275
Share of Bengal . . .	*355*	*130*	*148*	*351*	*245*	*1,67,758*	*1,12,952*	*64,171*	*87,124*	*1,53,913*
,, *Bombay* . .	*1,769*	*1,156*	*535*	*994*	*1,913*	*4,65,277*	*3,63,402*	*1,88,812*	*3,17,231*	*3,07,022*
,, *Sind* . . .	*1,576*	*309*	*411*	*357*	*104*	*2,66,766*	*1,11,121*	*1,08,366*	*1,25,316*	*43,890*
,, *Madras* . .	*1,040*	*706*	*414*	*253*	*303*	*3,42,652*	*2,24,894*	*97,574*	*88,278*	*1,06,068*
,, *Burma* . .	*1,020*	*650*	*188*	*232*	*789*	*2,91,670*	*2,10,543*	*83,887*	*85,060*	*1,31,017*
TOTAL .	5,760	3,001	1,666	2,096	3,354	15,32,122	10,22,387	6,36,110	6,02,999	7,60,907
Rails, chairs, and fishplates, (*including* those for railways (III. K)—	Tons	Tons	Tons	Tons	Tons					
United Kingdom (*including* Channel Islands).	17,680	3,827	3,025	1,150	2,385	25,63,804	6,99,964	7,31,447	3,81,441	4,30,192
Other British Possessions .	..	..	..	6	..	--	348	80	1,246	81
TOTAL BRITISH EMPIRE .	17,680	3,827	3,025	1,156	2,385	25,63,804	7,00,312	7,31,527	3,82,687	4,30,273
Germany	2,225	498	340	506	355	2,61,920	49,736	40,738	50,548	43,148
Netherlands . . .	320	787	7	36	31	30,300	86,500	937	3,294	3,420
Belgium	5,360	4,848	976	39	213	5,91,540	6,17,798	1,27,144	5,425	22,005
United States of America—										
Vid Atlantic Coast . .	431	626	232	..	15	1,03,447	95,807	31,396	..	4,081
Other Foreign Countries .	49	..	16	..	3	4,715	..	1,155	..	422
TOTAL FOREIGN COUNTRIES	8,385	6,759	1,571	581	617	9,91,922	8,49,890	2,31,364	57,267	73,073
Share of Bengal . .	*3,481*	*2,179*	*882*	*224*	*1,452*	*10,28,810*	*2,91,880*	*1,41,716*	*64,181*	*1,99,161*
,, *Bombay* . .	*2,541*	*5,916*	*227*	*536*	*99*	*3,17,065*	*7,42,272*	*71,171*	*74,.66*	*10,141*
,, *Sind* . . .	*6,928*	*650*	*1,965*	*590*	*661*	*9,26,905*	*1,83,197*	*5,61,200*	*2,42,[illegible]*	*1,79,116*
,, *Madras* . .	*5,965*	*516*	*1,141*	*140*	*646*	*7,41,653*	*1,21,122*	*3,16,947*	*21,315*	*93,660*
,, *Burma* . .	*2,150*	*1,115*	*275*	*197*	*157*	*5,46,290*	*2,12,071*	*63,237*	*57,1[illegible]*	*79,7[illegible]*
Protected:										
Rails 30 lbs. per yard and over and fishplates therefor.	22,529	8,225	3,064	531	706	22,37,179	11,25,577	4,82,096	53,718	1,1[illegible]
Others	2,298	1,092	434	162	316	2,42,058	1,15,006	46,249	1[illegible]	36,4[illegible]
Not protected . . .	1,238	1,269	1,098	1,044	1,980	3,91,550	3,09,619	1,84,566	3,27,[illegible]	3,61,[illegible]
TOTAL	26,065	10,586	4,596	1,737	3,002	35,50,736	15,50,202	9,[illegible]	4,[illegible]	5,0[illegible]

No. 10—*continued*

ARTICLES, AND COUNTRIES OF CONSIGNMENT; ALSO SHARE OF EACH PROVINCE	QUANTITY					VALUE				
	1929-30	1930-31	1931-32	1932-33	1933-34	1929-30	1930-31	1931-32	1932-33	193-34
						R	R	R	R	R
Metals and Ores—*continued*										
Iron or Steel—continued										
Screws—										
Wood screws (III. K)—	Tons	Tons	Tons	Tons	Tons					
United Kingdom (*including* Channel Islands)	333	234	266	335	211	2,35,446	1,64,532	1,77,506	1,90,331	1,02,684
Other British Possessions	..	..	1	..	..	224	75	378	206	24
TOTAL BRITISH EMPIRE	333	234	267	335	211	2,35,670	1,64,607	1,77,884	1,90,537	1,02,708
Poland (*including* Dantzig)	..	1	13	..	..	..	272	6,783	..	..
Sweden	40	170	333	143	343	24,209	1,04,250	2,13,512	95,847	1,64,591
Germany	245	232	37	45	8	1,34,526	1,25,550	18,120	23,426	4,055
Belgium	209	247	650	878	345	1,21,203	1,35,441	3,59,614	4,28,377	1,42,702
France	42	10	..	196	134	17,030	5,156	..	73,827	47,437
Italy (*including* Fiume)	43	62	88	51	9	25,531	33,701	21,993	24,568	5,746
Austria	422	213	272	100	3	2,44,564	1,16,210	1,30,389	55,318	1,755
Hungary	5	75	58	13	36	3,012	36,913	31,724	5,391	13,637
Czechoslovakia	89	56	29	31	13	49,728	34,054	17,739	14,071	4,882
United States of America—										
Vid Atlantic Coast	29	8	1	..	..	19,252	5,739	1,506	4	..
Other Foreign Countries	3	4	4	1	4	1,624	2,626	1,141	1,175	1,673
TOTAL FOREIGN COUNTRIES	1,127	1,087	1,435	1,458	895	6,40,679	5,99,912	8,02,481	7,22,604	3,86,478
Share of Bengal	*443*	*315*	*482*	*447*	*329*	*2,72,184*	*1,93,239*	*2,53,915*	*2,49,616*	*1,46,571*
„ *Bombay*	*225*	*312*	*397*	*360*	*305*	*1,37,998*	*1,80,510*	*2,41,815*	*1,75,323*	*1,31,371*
„ *Sind*	*403*	*392*	*610*	*649*	*237*	*2,21,639*	*2,10,426*	*2,85,191*	*3,00,275*	*92,326*
„ *Madras*	*239*	*234*	*248*	*264*	*174*	*1,73,709*	*1,40,372*	*1,48,229*	*1,43,427*	*85,140*
„ *Burma*	*100*	*68*	*65*	*73*	*61*	*70,819*	*39,972*	*41,215*	*44,500*	*33,778*
TOTAL	1,460	1,321	1,702	1,793	1,106	8,76,349	7,64,519	9,80,365	9,13,141	4,89,186
Metal thread screws (III. K)—	Tons	Tons	Tons	Tons	Tons					
United Kingdom (*including* Channel Islands)	348	77	158	79	150	2,06,493	53,286	81,194	40,301	67,756
Other British Possessions	..	..	..	..	..	32	..	16	..	..
TOTAL BRITISH EMPIRE	348	77	158	79	150	2,06,525	53,286	81,210	40,301	67,756
Sweden	32	16	17	2	68	20,989	11,886	11,217	1,272	23,874
Germany	78	47	10	8	5	33,034	21,529	6,835	3,096	2,056
Belgium	13	4	21	23	20	7,091	2,670	12,961	10,704	8,016
Italy (*including* Fiume)	12	2	..	10	10	6,220	698	..	3,687	3,220
Austria	120	151	56	37	88	59,235	60,357	20,171	15,074	30,288
Other Foreign Countries	9	1	4	1	..	5,020	639	1,097	697	382
TOTAL FOREIGN COUNTRIES	273	221	108	81	191	1,32,489	97,779	53,181	34,480	67,836
Share of Bengal	*533*	*275*	*247*	*127*	*265*	*3,27,760*	*1,33,704*	*1,17,266*	*69,063*	*1,03,737*
„ *Bombay*	*30*	*11*	*3*	*5*	..	*7,996*	*4,331*	*1,014*	*2,116*	*340*
„ *Sind*	..	*7*	*14*	*27*	*35*	*2*	*7,549*	*13,170*	*12,877*	*30,787*
„ *Madras*	*2*	*2*	*2*	*1*	*1*	*1,852*	*2,486*	*2,206*	*634*	*450*
„ *Burma*	*1*	*3*	..	..	..	*1,404*	*2,992*	*735*	*91*	*276*
TOTAL	621	298	266	160	341	3,39,014	1,51,065	1,34,391	74,781	1,35,592

No. 10—*continued*

ARTICLES, AND COUNTRIES OF CONSIGNMENT; ALSO SHARE OF EACH PROVINCE	Quantity					Value				
	1929-30	1930-31	1931-32	1932-33	1933-34	1929-30	1930-31	1931-32	1932-33	1933-34
						R	R	R	R	R
Metals and Ores—*continued*										
Iron or Steel—continued										
Total Screws (III. K)—	Tons	Tons	Tons	Tons	Tons					
United Kingdom (*including* Channel Islands)	681	311	424	414	361	4,41,939	2,17,816	2,58,700	2,30,632	1,70,440
Other British Possessions	..	..	1	..	..	256	75	394	206	24
TOTAL BRITISH EMPIRE	681	311	425	414	361	4,42,195	2,17,893	2,59,094	2,30,838	1,70,464
Sweden	72	105	350	145	411	45,198	1,16,136	2,24,789	97,119	1,86,465
Poland (*including* Dantzig)	..	1	13	..	..	..	272	6,783	..	..
Germany	323	279	47	58	13	1,58,460	1,47,079	24,955	26,522	6,111
Belgium	222	251	671	901	365	1,28,294	1,38,111	3,72,475	4,39,081	1,50,716
France	48	10	..	196	134	20,413	5,156	..	73,827	47,437
Italy (*including* Fiume)	55	64	38	61	19	31,751	34,399	21,993	28,205	8,966
Austria	551	364	328	137	91	3,03,799	1,76,567	1,50,560	70,302	32,043
Hungary	5	75	58	13	36	3,289	36,918	31,724	5,391	13,637
Czechoslovakia	90	57	32	32	13	50,232	34,467	15,472	15,306	4,882
United States of America—										
Vid Atlantic Coast	29	8	2	..	..	19,252	5,966	2,286	4	312
„ Pacific „	..	..	..	..	..	..	..	47	..	..
Other Foreign Countries	5	4	4	1	4	2,480	2,626	1,638	1,237	1,713
TOTAL FOREIGN COUNTRIES	1,400	1,308	1,543	1,539	1,086	7,73,168	6,97,691	8,55,962	7,57,084	4,54,814
Share of Bengal	*1,031*	*690*	*729*	*674*	*584*	*5,99,944*	*3,96,943*	*3,81,181*	*3,08,679*	*2,50,302*
„ *Bombay*	*255*	*323*	*400*	*365*	*305*	*1,46,994*	*1,44,844*	*2,43,139*	*1,77,439*	*1,31,711*
„ *Sind*	*403*	*399*	*524*	*676*	*328*	*2,27,641*	*2,17,976*	*2,94,761*	*3,13,163*	*1,23,213*
„ *Madras*	*291*	*236*	*280*	*265*	*175*	*1,75,361*	*1,42,858*	*1,80,135*	*1,44,041*	*85,699*
„ *Burma*	*101*	*71*	*65*	*73*	*61*	*72,223*	*42,964*	*41,956*	*44,691*	*34,046*
TOTAL	2,081	1,619	1,968	1,953	1,447	12,15,363	9,15,584	11,14,756	9,87,922	6,24,775
Sheets and plates—										
Galvanised—										
Corrugated (III. K)—	Tons	Tons	Tons	Tons	Tons					
United Kingdom (*including* Channel Islands)	181,681	81,904	47,480	39,751	44,312	9,93,87,139	1,65,80,497	91,33,453	69,16,400	63,71,481
Other British Possessions	14	1	..	..	..	8,912	1,092	376	27	167
TOTAL BRITISH EMPIRE	181,695	81,905	47,480	39,751	44,312	9,93,91,051	1,65,81,589	91,33,829	69,16,427	63,71,648
Germany	2,855	3,196	117	143	30	4,22,162	5,74,711	19,647	19,646	3,835
Netherlands	..	..	..	48	..	..	..	..	7,880	..
Belgium	44,646	39,445	20,940	16,790	3,904	90,12,578	70,10,441	42,97,176	36,08,544	6,23,416
Japan	426	609	158	465	251	1,28,204	1,84,601	39,155	94,967	44,021
United States of America—										
Vid Atlantic Coast	1,607	1,891	79	5	21	5,12,775	6,67,516	28,080	3,074	9,216
„ Pacific „	..	5	24	..	1	..	2,854	18,681	..	876
Other Foreign Countries	..	..	5	..	..	..	178	792	8	3
TOTAL FOREIGN COUNTRIES	48,734	45,146	21,323	17,451	4,207	1,00,75,719	84,40,301	44,03,521	27,34,159	6,81,467
Share of Bengal	*136,346*	*62,039*	*28,291*	*21,376*	*20,258*	*2,93,28,652*	*1,19,06,851*	*52,76,089*	*37,50,306*	*33 72,681*
„ *Bombay*	*26,727*	*39,189*	*25,596*	*21,835*	*16,786*	*1,30,37,251*	*69,90,875*	*54,65,499*	*34,77,404*	*29,36,201*
„ *Sind*	*5,343*	*5,055*	*3,493*	*2,713*	*2,793*	*11,54,704*	*9,60,647*	*6,47,261*	*5,93,513*	*4,62,104*
„ *Madras*	*11,439*	*8,449*	*6,851*	*4,973*	*3,295*	*24,57,453*	*16,36,581*	*8,95,970*	*5,92,500*	*6,40,944*
„ *Burma*	*12,575*	*12,338*	*5,902*	*6,765*	*5,292*	*24,21,756*	*22,28,436*	*12,63,540*	*11,16,961*	*11,40,874*
TOTAL (PROTECTED)	230,429	127,051	68,758	57,202	48,519	6,94,66,770	2,47,92,099	1,35,37,350	96,90,584	90,53,115

No. 10—*continued*

ARTICLES AND COUNTRIES OF CONSIGNMENT; ALSO SHARE OF EACH PROVINCE.	QUANTITY					VALUE				
	1929-30	1930-31	1931-32	1932-33	1933-34	1929-30	1930-31	1931-32	1932-33	1933-34
Metals and Ores—*continued*						R	R	R	R	R
***Iron or Steel*—continued**										
Sheets and plates—*contd.*										
Galvanised—*contd.*	Tons	Tons	Tons	Tons	Tons					
Plain (III. K)—										
United Kingdom (*including* Channel Islands)	18,614	9,409	7,509	9,916	7,388	43,78,685	20,60,100	15,16,207	17,86,666	14,56,617
Ceylon (*excluding* Maldives)	5	..	..	1	..	1,082	295	25	400	7
TOTAL BRITISH EMPIRE	18,619	9,409	7,509	9,917	7,388	43,79,767	20,60,395	15,16,232	17,87,066	14,56,624
Germany	1,849	1,667	972	333	55	3,19,233	2,70,592	1,40,158	49,893	8,664
Belgium	6,328	8,705	6,461	4,313	1,617	13,11,543	16,58,645	13,21,356	6,91,348	2,43,407
Japan	319	538	322	892	3,287	37,894	1,40,285	70,400	1,58,113	5,71,638
Other Foreign Countries	8	2	12	1	22	4,042	820	2,386	672	4,263
TOTAL FOREIGN COUNTRIES	8,504	10,912	7,767	5,539	4,981	17,32,712	20,70,342	15,34,300	9,00,026	8,27,972
Share of Bengal	*9,219*	*6,258*	*4,228*	*3,450*	*2,943*	*21,52,319*	*13,37,539*	*7,81,739*	*6,08,250*	*5,34,328*
„ *Bombay*	*7,426*	*6,030*	*5,376*	*5,060*	*3,719*	*16,02,276*	*11,56,516*	*11,96,894*	*8,48,964*	*6,69,354*
„ *Sind*	*5,563*	*3,721*	*2,821*	*3,427*	*2,376*	*12,71,311*	*7,19,362*	*5,61,372*	*5,87,008*	*4,22,053*
„ *Madras*	*2,970*	*2,927*	*1,846*	*2,484*	*2,390*	*6,74,946*	*6,02,279*	*3,24,627*	*4,42,186*	*4,95,056*
„ *Burma*	*1,945*	*1,445*	*1,005*	*1,045*	*891*	*4,11,627*	*3,15,041*	*1,96,500*	*2,00,784*	*1,73,810*
Protected (sheets)	25,011	19,461	14,631	15,174	11,614	58,07,631	39,62,836	20,40,913	26,39,069	21,64,587
Not protected (plates)	1,512	920	645	282	705	3,04,848	1,67,801	1,09,619	48,023	1,20,009
TOTAL	27,123	20,381	15,276	15,456	12,319	61,12,479	41,30,737	30,50,532	26,87,092	22,84,596
Tinned—										
Tin plates (III. K)—	Tons	Tons	Tons	Tons	Tons					
United Kingdom (*including* Channel Islands)	21,770	8,430	7,419	6,887	4,981	67,90,265	25,30,179	19,31,465	19,08,054	15,15,817
Other British Possessions	1	23	16	5	..	217	3,907	2,465	1,200	12
TOTAL BRITISH EMPIRE	21,771	8,453	7,435	6,892	4,981	67,90,482	25,34,086	19,33,930	19,09,254	15,15,829
Germany	..	..	6	71	1,924	380	39	1,458	22,804	5,34,632
Belgium	1	24	..	24	12	610	4,032	..	6,691	3,335
Netherlands	..	..	..	5	22	..	..	..	1,570	5,820
Italy (*including* Fiume)	..	..	..	11	88	..	..	..	3,045	24,941
United States of America—										
Viz Atlantic Coast	9,315	8,752	143	..	218	31,42,610	29,24,375	45,119	..	56,840
Other Foreign Countries	..	..	..	..	..	..	..	..	..	5
TOTAL FOREIGN COUNTRIES	9,316	8,776	149	111	2,259	31,43,600	29,29,036	46,577	34,110	6,25,573
Share of Bengal	*10,021*	*4,836*	*3,197*	*3,337*	*1,617*	*30,49,652*	*14,77,359*	*7,66,002*	*9,30,937*	*4,53,162*
„ *Bombay*	*9,336*	*5,268*	*1,771*	*1,892*	*2,945*	*29,52,550*	*16,99,636*	*4,77,773*	*3,99,302*	*8,63,552*
„ *Sind*	*5,228*	*2,686*	*103*	*367*	*776*	*16,31,280*	*9,00,915*	*35,492*	*2,19,014*	*2,10,956*
„ *Madras*	*3,888*	*1,801*	*1,333*	*809*	*1,112*	*13,32,261*	*6,49,066*	*3,59,679*	*2,49,005*	*3,60,859*
„ *Burma*	*2,551*	*2,653*	*1,175*	*543*	*790*	*9,18,389*	*7,86,163*	*3,11,561*	*1,45,106*	*2,12,873*
TOTAL (PROTECTED)	31,027	17,229	7,584	7,008	7,240	99,84,092	54,62,122	19,80,507	19,43,364	21,41,402
Other sorts (III. K)—	Tons	Tons	Tons	Tons	Tons					
United Kingdom (*including* Channel Islands)	78	22	8	19	3	50,745	12,853	4,866	5,690	2,101
Ceylon (*excluding* Maldives)	..	..	..	..	..	..	77	..	..	..
TOTAL BRITISH EMPIRE	78	22	8	19	3	50,745	12,930	4,866	5,690	2,101
TOTAL FOREIGN COUNTRIES	..	..	..	..	..	10	..	..	..	..
Share of Bengal	*59*	*22*	*8*	*19*	*3*	*40,592*	*12,853*	*4,866*	*5,690*	*1,901*
„ *Bombay*	*19*	..	..	..	..	*10,063*	.	..	..	..
„ *Sind*	..	..	..	..	..	*10*	..	..	..	*200*
„ *Madras*	..	..	..	..	..	..	*77*	..	..	..
TOTAL (PROTECTED)	78	22	8	19	3	50,755	2,930	4,866	5,690	2,101

No. 10—*continued*

ARTICLES, AND COUNTRIES OF CONSIGNMENT; ALSO SHARE OF EACH PROVINCE	Quantity					Value				
	1929-30	1930-31	1931-32	1932-33	1933-34	1929-30	1930-31	1931-32	1932-33	1933-34
						R	R	R	R	R
es—*continued*										
Iron or Steel—continued										
Sheets and plates—*continued*										
Tinned—*continued*										
Total Tinned (III. K)—	Tons	Tons	Tons	Tons	Tons					
United Kingdom (*including* Channel Islands)	21,948	8,452	7,427	6,906	4,984	68,41,010	25,43,032	19,83,331	19,13,744	15,17,918
Other British Possessions	1	23	16	5	..	217	3,984	2,486	1,200	15
TOTAL BRITISH EMPIRE	21,949	8,475	7,443	6,911	4,984	68,41,227	25,47,016	19,85,816	19,14,944	15,17,933
Germany	..	..	6	71	1,924	380	39	1,456	22,804	3,24,632
Netherlands	..	..	..	5	22	..	..	..	1,570	5,820
Belgium	1	24	..	24	12	610	4,622	..	6,691	2,335
Italy (*including* Fiume)	..	..	..	11	88	..	..	..	3,045	24,941
United States of America—										
Vid Atlantic Coast	9,315	8,752	143	..	218	31,42,610	29,24,375	45,119	..	56,840
Other Foreign Countries	..	..	..	..	..	10	..	..	..	5
TOTAL FOREIGN COUNTRIES	9,316	8,776	149	111	2,259	31,43,010	29,29,036	46,577	34,110	6,25,472
Share of Bengal	*10,080*	*4,848*	*3,906*	*3,406*	*1,680*	*30,90,346*	*14,46,208*	*7,76,863*	*9,36,427*	*4,46,003*
,, *Bombay*	*9,355*	*5,263*	*1,771*	*1,392*	*2,945*	*29,69,803*	*16,99,636*	*4,77,733*	*3,99,702*	*3,63,552*
,, *Sind*	*5,288*	*2,636*	*108*	*867*	*776*	*16,81,290*	*9,00,918*	*38,491*	*2,19,014*	*2,11,156*
,, *Madras*	*3,832*	*1,801*	*1,333*	*819*	*1,112*	*13,38,261*	*6,49,143*	*3,89,879*	*2,49,008*	*2,69,849*
,, *Burma*	*2,554*	*2,652*	*1,178*	*648*	*790*	*9,18,339*	*7,36,183*	*3,11,461*	*1,45,196*	*2,12,873*
TOTAL (PROTECTED)	31,165	17,851	7,592	7,022	7,243	99,84,837	54,76,052	19,85,373	19,49,054	21,43,502
Not galvanised or tinned—										
Sheets up to one-eighth inch thick (III. K)—	Tons	Tons	Tons	Tons	Tons					
United Kingdom (*including* Channel Islands)	19,216	14,520	11,596	14,611	14,131	30,43,359	21,83,768	16,49,471	18,44,788	19,52,164
Straits Settlements	32	..	..	..	..	9,960	12	..	..	..
Other Foreign Countries	..	8	..	..	..	..	1,899	..	..	..
TOTAL BRITISH EMPIRE	19,248	14,528	11,596	14,611	14,131	30,53,319	21,85,674	16,49,471	18,44,788	19,52,164
Germany	66	58	11	2	25	9,978	6,895	1,551	1,381	5,572
Netherlands	128	413	2	2	5	23,628	58,642	945	666	1,824
Belgium	4,612	4,036	1,792	1,669	2,264	5,64,281	4,25,792	1,86,317	1,46,311	2,31,164
Luxemburg	50	55	65	18	80	7,018	5,902	5,709	1,772	8,323
France	84	259	206	204	192	10,290	29,674	21,196	14,727	17,509
Japan	11	..	25	36	16	2,222	39	5,603	5,441	2,617
United States of America—										
Vid Atlantic Coast	52	50	6	..	..	27,886	23,923	2,717	..	..
Other Foreign Countries	..	..	..	..	..	149	257	..	..	95
TOTAL FOREIGN COUNTRIES	4,903	4,910	2,107	1,931	2,584	6,46,429	5,50,614	2,18,068	1,70,288	2,67,104
Share of Bengal	*6,893*	*5,235*	*4,049*	*3,713*	*3,836*	*11,26,438*	*8,59,946*	*5,87,176*	*4,96,730*	*5,43,211*
,, *Bombay*	*7,773*	*4,261*	*4,192*	*5,971*	*4,683*	*10,51,182*	*6,35,143*	*5,77,731*	*6,61,437*	*6,48,891*
,, *Sind*	*3,662*	*3,501*	*2,336*	*2,155*	*2,023*	*4,16,281*	*4,05,963*	*2,93,454*	*2,31,346*	*2,38,810*
,, *Madras*	*3,915*	*3,109*	*2,178*	*2,853*	*2,913*	*5,31,721*	*4,60,510*	*3,13,511*	*3,51,797*	*3,21,496*
,, *Burma*	*2,878*	*3,317*	*988*	*3,060*	*1,559*	*4,53,424*	*4,75,526*	*1,53,811*	*2,76,776*	*4,23,920*
TOTAL	24,151	19,423	13,703	16,542	16,714	36,99,758	27,36,188	18,67,523	20,19,666	22,19,264

No. 10—*continued*

ARTICLES, AND COUNTRIES OF CONSIGNMENT; ALSO SHARE OF EACH PROVINCE	QUANTITY					VALUE				
	1929-30	1930-31	1931-32	1932-33	1933-34	1929-30	1930-31	1931-32	1932-33	1933-34
						R	R	R	R	R
Metals an Ores—*continued*										
***Iron or Steel*—continued**										
Sheets and Plates—*continued*										
Not galvanised or tinned—*continued*										
Plates over one-eighth inch thick (III. K)—	Tons	Tons	Tons	Tons	Tons					
United Kingdom (*including* Channel Islands)	25,333	11,159	4,938	4,234	6,067	31,26,067	15,57,832	6,77,976	5,49,069	7,66,891
Other British Possessions	4	6	3	..	..	1,040	514	410	52	87
TOTAL BRITISH EMPIRE	25,337	11,165	4,941	4,234	6,067	31,27,107	15,58,346	6,78,386	5,49,121	7,66,978
Germany	987	144	56	1	11	1,08,930	12,518	8,026	255	1,186
Belgium	9,787	7,326	2,815	1,005	852	10,72,060	8,11,067	2,44,940	90,393	85,818
Luxemburg	318	226	82	25	..	33,246	20,115	6,912	2,020	..
France	96	231	348	65	75	10,693	24,639	27,401	4,696	6,948
Hungary	383	..	..	..	..	38,925	..	..	..	..
Other Foreign Countries	..	1	..	18	..	80	1,072	55	2,899	17
TOTAL FOREIGN COUNTRIES	11,571	7,928	3,331	1,109	938	12,58,934	8,78,806	2,87,334	1,00,263	93,964
Share of Bengal	*19,543*	*7,293*	*2,459*	*3,190*	*3,366*	*22,72,047*	*8,76,537*	*2,78,862*	*3,81,898*	*4,04,407*
,, *Bombay*	*9,612*	*5,142*	*2,549*	*821*	*1,361*	*11,40,465*	*7,44,019*	*3,06,635*	*1,06,831*	*1,60,252*
,, *Sind*	*1,664*	*1,249*	*1,018*	*122*	*409*	*2,03,946*	*1,33,933*	*1,21,011*	*14,712*	*46,567*
,, *Madras*	*2,888*	*2,541*	*1,521*	*709*	*850*	*3,42,450*	*2,89,190*	*1,66,419*	*85,420*	*1,09,367*
,, *Burma*	*3,202*	*2,863*	*725*	*501*	*1,119*	*4,27,133*	*3,88,973*	*92,793*	*61,523*	*1,40,349*
TOTAL	36,908	19,093	8,272	5,343	7,005	43,86,041	24,31,652	9,65,720	6,49,384	8,60,942
Other sorts (III. K)—	Tons	Tons	Tons	Tons	Tons					
United Kingdom (*including* Channel Islands)	658	261	106	198	83	1,08,289	41,714	18,737	40,089	20,027
Germany	3	554	..	..	..	427	91,208	..	..	..
Other Foreign Countries	13	..	21	2	1	1,830	16	1,928	138	84
TOTAL FOREIGN COUNTRIES	16	554	21	2	1	2,257	91,224	1,928	138	84
Share of Bengal	*229*	*739*	*119*	*200*	*84*	*49,291*	*1,24,705*	*18,843*	*40,207*	*20,111*
,, *Bombay*	*445*	*75*	*8*	..	..	*56,955*	*8,233*	*1,823*	*20*	..
TOTAL	674	815	127	200	84	1,05,546	1,32,038	20,665	40,227	20,111
Total not galvanised or tinned (III. K)—	Tons	Tons	Tons	Tons	Tons					
United Kingdom (*including* Channel Islands)	45,207	25,940	16,640	19,043	20,281	62,72,715	37,83,309	23,46,184	24,37,946	27,39,685
Straits Settlements	32	..	..	..	..	9,960	12	..	..	..
Other British Possessions	4	9	3	..	..	1,040	2,413	410	52	87
TOTAL BRITISH EMPIRE	45,243	25,949	16,643	19,043	20,281	62,83,715	37,85,734	23,46,594	24,37,998	27,39,772

No. 10—*continued*

ARTICLES, AND COUNTRIES OF CONSIGNMENT; ALSO SHARE OF EACH PROVINCE	QUANTITY					VALUE				
	1929-30	1930-31	1931-32	1932-33	1933-34	1929-30	1930-31	1931-32	1932-33	1933-34
Metals and Ores—*continued*						R	R	R	R	R
Iron or Steel—continued										
Sheets and Plates—*continued*										
Total not galvanised or tinned (III. K)—	Tons	Tons	Tons	Tons	Tons					
Germany	1,056	756	67	3	37	1,14,330	1,15,116	9,577	1,606	6,758
Netherlands	128	413	2	2	5	23,628	58,642	945	738	1,834
Belgium	14,812	11,861	4,658	2,676	3,117	16,38,171	12,37,759	4,27,205	2,36,842	3,17,063
Luxemburg	368	281	147	43	80	40,264	26,017	12,621	3,792	8,322
France	180	520	554	269	267	20,983	52,313	48,597	19,423	24,457
Hungary	383	..	..	..	..	38,925	..	..	..	..
Japan	11	..	25	36	16	3,223	29	5,613	3,441	2,617
United States of America—										
Vid Atlantic Coast	52	50	6	13	..	27,886	23,986	2,717	2,827	..
,, Pacific ,,	..	..	..	..	..	..	32	..	..	..
Other Foreign Countries	..	1	..	..	..	220	1,250	45	..	112
TOTAL FOREIGN COUNTRIES	16,490	13,882	5,459	3,042	3,522	19,07,630	15,15,144	5,07,320	2,70,669	3,61,153
Share of Bengal	*26,664*	*13,272*	*6,627*	*7,113*	*7,186*	*35,07,776*	*15,60,228*	*5,84,902*	*9,18,838*	*9,72,729*
,, *Bombay*	*17,830*	*9,479*	*6,749*	*6,792*	*6,044*	*22,47,912*	*12,37,395*	*3,86,192*	*7,67,273*	*7,03,843*
,, *Sind*	*4,356*	*4,750*	*3,354*	*2,957*	*2,432*	*6,20,927*	*5,38,996*	*1,14,428*	*2,66,968*	*2,74,617*
,, *Madras*	*6,803*	*5,650*	*3,659*	*3,362*	*3,463*	*9,24,171*	*7,49,760*	*4,39,930*	*4,40,189*	*4,49,363*
,, *Burma*	*6,080*	*6,180*	*1,713*	*2,561*	*4,678*	*8,90,559*	*8,64,499*	*2,38,464*	*3,36,299*	*6,63,269*
Protected, fabricated	1,105	731	163	94	153	2,49,256	1,70,351	46,848	27,018	35,887
Protected, others	59,762	37,968	21,316	21,754	23,385	77,66,836	50,11,591	26,97,087	26,36,876	30,09,606
Not protected	866	632	623	237	315	1,75,253	1,18,936	1,09,979	44,776	54,768
TOTAL	61,733	39,331	22,102	22,085	23,803	81,91,345	53,00,878	28,53,914	27,08,667	31,00,321
Total Sheets and Plates—	Tons	Tons	Tons	Tons	Tons					
United Kingdom (*including* Channel Islands)	267,350	125,765	79,006	75,616	76,965	5,68,79,549	2,47,36,936	1,49,32,175	1,30,54,756	1,40,33,098
Ceylon (*excluding* Maldives)	21	6	3	1	..	5,195	1,261	611	483	93
Straits Settlements	35	1	..	..	..	11,016	760	200	..	180
Other British Possessions	..	26	16	5	..	..	5,775	2,465	1,227	..
TOTAL BRITISH EMPIRE	267,406	125,798	79,025	75,622	76,965	5,68,95,760	2,47,44,784	1,49,35,451	1,30,56,486	1,40,33,371
Germany	4,960	5,619	1,162	550	2,046	8,56,105	9,60,458	1,70,880	93,949	3,53,589
Netherlands	128	413	12	55	27	23,628	58,642	2,617	10,155	7,644
Belgium	65,287	59,635	32,059	23,803	8,050	1,19,62,902	99,11,467	60,45,737	25,43,465	11,87,220
Luxemburg	368	281	147	43	80	40,264	26,017	12,621	3,792	8,322
France	180	520	554	269	288	20,983	52,313	48,597	19,423	28,270
Italy (*including* Fiume)	..	..	..	11	83	..	..	..	3,045	24,941
Hungary	383	..	..	..	..	38,925	..	..	..	..
Japan	756	1,147	505	1,393	3,504	2,29,321	3,25,115	1,15,198	2,58,521	6,18,281
United States of America—										
Vid Atlantic Coast	10,981	10,695	228	19	240	36,86,370	36,16,697	76,060	6,573	66,606
,, Pacific ,,	1	6	24	..	1	943	2,856	18,631	..	876
Other Foreign Countries	..	1	7	..	..	230	1,425	1,407	8	115
TOTAL FOREIGN COUNTRIES	83,044	78,216	34,698	26,143	14,919	1,68,59,671	1,49,55,023	64,91,718	29,38,964	24,36,164
Share of Bengal	*182,309*	*86,298*	*42,451*	*35,745*	*32,102*	*3,80,39,091*	*1,65,94,553*	*70,18,595*	*43,16,913*	*38,74,753*
,, *Bombay*	*99,338*	*59,961*	*29,402*	*24,569*	*29,494*	*1,99,90,064*	*1,11,31,427*	*50,15,749*	*36,92,945*	*51,54,250*
,, *Sind*	*20,550*	*16,212*	*9,636*	*6,614*	*8,377*	*47,28,[illegible]*	*36,99,820*	*15,68,559*	*13,54,123*	*13,70,136*
,, *Madras*	*25,099*	*18,527*	*12,359*	*11,628*	*10,460*	*53,53,311*	*36,26,843*	*20,50,496*	*19,21,[illegible]*	*19,77,771*
,, *Burma*	*23,154*	*22,616*	*9,795*	*10,459*	*11,851*	*46,49,256*	*52,46,125*	*19,99,664*	*20,00,213*	*22,99,837*
TOTAL	350,450	204,014	113,723	101,765	91,984	7,37,55,431	3,94,99,757	2,14,27,189	1,69,95,199	1,64,81,536

No. 10—*continued*

ARTICLES, AND COUNTRIES OF CONSIGNMENT; ALSO SHARE OF EACH PROVINCE	QUANTITY					VALUE				
	1929-30	1930-31	1931-32	1932-33	1933-34	1929-30	1930-31	1931-32	1932-33	1933-34
						R	R	R	R	R
Metals and Ores—*continued*										
***Iron or Steel*—continued**										
Sleepers and Keys of Steel or Iron for railways (III. K)—	Tons	Tons	Tons	Tons	Tons					
United Kingdom (*including* Channel Islands)	10,896	2,256	4,775	1,954	2,472	15,09,862	4,82,266	7,35,948	3,07,450	3,84,250
Germany	411	376	286	16	59	43,832	37,086	31,167	1,188	6,544
Netherlands	50	42	17	17	25	6,053	4,074	1,504	1,970	2,828
Belgium	50,802	18,800	345	1,408	316	44,98,880	18,97,558	41,441	1,22,636	80,660
France	8,964	..	204	..	..	3,50,808	..	16,810	..	..
Italy (*including* Fiume)	185	..	..	..	..	28,048	..	..	..	..
Other Foreign Countries	1	..	..	..	..	287	80	..	..	..
TOTAL FOREIGN COUNTRIES	65,863	14,278	852	1,441	400	49,26,958	14,38,743	90,922	1,25,794	40,030
Share of Bengal	*42,815*	*681*	*636*	*320*	*416*	*38,06,345*	*89,129*	*1,42,079*	*26,546*	*88,583*
,, *Bombay*	*7,256*	*5,896*	*3,331*	*2,062*	*1,892*	*7,49,743*	*7,56,513*	*4,91,596*	*2,84,944*	*2,47,578*
,, *Sind*	*6,407*	*9,089*	*1,375*	*872*	*521*	*6,27,204*	*9,07,976*	*1,46,532*	*82,105*	*77,127*
,, *Madras*	*2,281*	*868*	*286*	*141*	*43*	*12,53,528*	*1,67,891*	*46,563*	*38,967*	*10,984*
,, *Burma*	..	..	..	..	..	..	..	..	*692*	*18*
Protected	47,118	15,841	5,266	3,328	2,846	43,02,055	17,15,578	7,03,623	4,20,230	4,20,034
Not protected	18,641	1,193	361	67	26	21,84,765	2,05,431	63,147	13,014	4,256
TOTAL	65,759	16,534	5,627	3,395	2,872	64,86,820	19,21,009	8,26,770	4,33,244	4,24,290
Tubes, pipes and fittings, wrought (III. K)—	Tons	Tons	Tons	Tons	Tons					
United Kingdom (*including* Channel Islands)	17,867	17,012	11,635	9,753	13,557	57,75,480	52,80,914	36,67,114	27,94,378	37,67,026
Straits Settlements	122	16	1	1	2	64,011	14,519	1,898	1,083	679
Canada—										
Vid Atlantic Coast	229	26	223	89	..	54,679	7,977	60,046	26,002	..
Other British Possessions	10	9	7	1	4	3,697	2,831	2,421	538	1,403
TOTAL BRITISH EMPIRE	18,228	17,063	11,866	9,844	13,563	58,97,817	53,06,241	37,31,479	28,22,201	37,69,108
Finland	..	27	..	60	..	..	6,395	..	11,626	..
Sweden	18	6	6	10	4	7,947	3,155	2,706	2,682	1,376
Poland (*including* Dantzig)	1,704	5,762	1,384	3,611	4,469	4,03,365	18,94,687	3,55,729	8,22,289	8,75,582
Germany	6,294	5,835	3,305	4,885	8,503	16,58,122	16,47,663	9,57,202	10,79,533	7,66,949
Netherlands	611	1,571	1,713	1,330	899	1,68,362	4,23,111	4,81,590	3,07,401	1,83,675
Belgium	2,744	3,556	1,150	886	753	6,79,518	9,70,810	3,83,230	2,43,268	1,81,813
France	2,782	2,078	278	822	1,228	6,55,489	5,53,338	80,963	70,474	2,41,753
Italy (*including* Fiume)	..	30	..	7	..	42	7,656	714	4,901	..
Czechoslovakia	2	705	289	685	1,865	1,523	1,81,615	82,29 0	1,35,677	3,70,392
Japan	211	801	602	528	952	1,33,598	1,57,013	2,46,756	1,86,858	3,46,932
United States of America—										
Vid Atlantic Coast	1,504	821	3,191	1,923	1,794	4,83,071	3,42,504	8,56,775	4,72,537	4,19,212
,, Pacific ,,	27	1	..	..	..	12,120	4,532	..	..	..
Other Foreign Countries	2	1	2	25	16	1,237	2,106	1,019	8,758	3,560
TOTAL FOREIGN COUNTRIES	15,844	20,694	11,920	13,617	15,483	42,04,894	61,94,585	33,98,974	36,45,989	33,91,194
Share of Bengal	*13,309*	*10,753*	*6,435*	*6,724*	*9,609*	*41,21,030*	*32,84,623*	*20,26,167*	*17,83,795*	*24,42,082*
,, *Bombay*	*8,396*	*9,466*	*5,517*	*5,108*	*6,650*	*23,50,209*	*26,23,815*	*17,35,536*	*13,25,333*	*15,72,521*
,, *Sind*	*5,000*	*10,762*	*4,507*	*7,076*	*5,566*	*14,14,714*	*33,66,793*	*13,64,768*	*17,95,160*	*12,92,195*
,, *Madras*	*2,901*	*3,263*	*4,061*	*2,377*	*3,321*	*7,63,163*	*10,68,480*	*10,98,305*	*7,18,495*	*8,02,510*
,, *Burma*	*4,467*	*3,509*	*2,976*	*1,782*	*3,900*	*14,53,106*	*12,27,415*	*9,05,654*	*5,45,413*	*10,51,594*
Protected	339	3,528	19	3	571	1,41,485	12,84,524	11,429	1,952	1,77,129
Not protected	33,733	34,229	23,767	23,458	28,475	99,60,726	1,02,16,302	71,19,024	61,66,238	69,83,773
TOTAL	34,072	37,757	23,786	23,461	29,046	1,01,02,211	1,15,00,826	71,30,453	61,68,190	71,60,902

No. 10—*continued*

ARTICLES, AND COUNTRIES OF CONSIGNMENT; ALSO SHARE OF EACH PROVINCE	Quantity					Value				
	1929-30	1930-31	1931-32	1932-33	1933-34	1929-30	1930-31	1931-32	1932-33	1933-34
						R	R	R	R	R
Metals and Ores—*continued*										
Iron or Steel—continued										
Wire nails (III. K)—	Tons	Tons	Tons	Tons	Tons					
United Kingdom (*including* Channel Islands)	419	195	179	213	236	87,168	48,179	34,761	46,987	55,418
Other British Possessions	..	..	..	5	1	502	207	259	1,460	155
TOTAL BRITISH EMPIRE	419	195	179	218	237	87,670	48,386	35,020	50,447	55,573
Esthonia	48	48	23	10	..	8,111	3,196	4,518	1,963	..
Sweden	..	17	12	248	333	..	7,127	3,261	44,519	63,249
Denmark	133	..	..	..	..	23,359	..	..	..	..
Germany	2,414	2,072	2,325	2,335	1,180	4,14,128	3,21,995	3,62,638	4,20,880	1,86,610
Netherlands	19	213	..	20	83	3,395	31,089	34	4,000	14,026
Belgium	5,132	5,624	6,202	5,739	4,005	9,12,538	8,97,473	9,61,920	10,82,580	6,56,4 8
France	..	4	..	57	98	327	654	..	10,488	17,' 87
Italy (*including* Fiume)	212	169	26	16	368	35,022	26,498	4,000	2,488	52,742
Austria	398	248	93	101	32	65,449	37,812	12,651	16,918	5,478
Hungary	961	1,255	277	653	851	1,58,127	1,94,538	41,702	1,09,139	1,36,958
Czechoslovakia	2,746	2,564	819	552	211	4,75,223	4,06,994	81,071	91,099	37,026
Japan	11	..	..	3,241	4,512	4,550	11	9	4,96,833	7,66,219
Other Foreign Countries	18	..	..	8	32	3,051	..	54	1,333	5,436
TOTAL FOREIGN COUNTRIES	12,086	12,214	9,277	12,980	11,705	21,03,280	19,32,617	14,41,853	22,82,168	19,48,165
Share of Bengal	*3,845*	*3,845*	*2,159*	*2,830*	*3,106*	*5,35,403*	*6,71,845*	*3,81,003*	*6,36,6'8*	*4,80,873*
„ *Bombay*	*1,798*	*1,381*	*1,439*	*2,275*	*2,148*	*2,95,433*	*2,0 ,778*	*2,72,867*	*4,11,278*	*3,45,631*
„ *Sind*	*1,311*	*2,356*	*1,505*	*1,522*	*1,122*	*2,09,433*	*3,46,781*	*2,21,873*	*2,71,687*	*1,90,76*
„ *Madras*	*2,332*	*2,123*	*1,833*	*2,742*	*2,636*	*4,34,155*	*3,57,577*	*2,93,178*	*4,92,149*	*4,73,4 6*
„ *Burma*	*4,219*	*2,704*	*2,470*	*3,829*	*2,931*	*7,16,816*	*3,96,65'*	*3,75,354*	*7,21,091*	*4,93,496*
TOTAL	12,505	12,409	9,456	13,198	11,942	21,90,950	19,76,20'	14,7 ,' 3	23,32,610	20,07,838
Wire rope—										
Black (III. K)—	Tons	Tons	Tons	Tons	Tons					
United Kingdom (*including* Channel Islands)	1,772	1,702	1,416	1,160	1,377	10,02,000	9,60,602	8,04,948	6,06,527	6,86,814
Other British Possessions	..	1	1	3	..	437	1,018	1,296	1,067	245
TOTAL BRITISH EMPIRE	1,772	1,703	1,417	1,163	1,377	10,02,437	9,61,621	8,06,244	6,07,594	6,87,059
Germany	14	136	150	123	139	6,599	71,755	92,362	56,413	59,000
Italy (*including* Fiume)	20	15	1	..	..	13,526	8,190	5'2	24	..
Austria	60	21	..	..	..	39,718	11,869	..	..	..
United States of America—										
Vid Atlantic Coast	13	36	29	4	11	20,474	36,888	49,543	5,187	5,942
Other Foreign Countries	..	21	12	..	..	33	4,652	3,660	..	156
TOTAL FOREIGN COUNTRIES	107	233	192	127	150	80,350	1,33,274	1,15,[illegible]	61,624	65,197
Share of Bengal	*1,331*	*1,355*	*1,090*	*960*	*1,043*	*7,[illegible],264*	*7,04,[illegible]*	*5,[illegible],260*	*4,64,264*	*4,64,171*
„ *Bombay*	*23*	*7*	*7*	*6*	*8*	*17,137*	*6,943*	*6,943*	*6,93.*	*6,145*
„ *Sind*	*103*	*49*	*61*	*15*	*55*	*71,575*	*26,411*	*51,803*	*9,161*	*51,264*
„ *Madras*	*61*	*103*	*122*	*85*	*83*	*33,257*	*65,170*	*1,08,[illegible]91*	*6[illegible],967*	*61,913*
„ *Burma*	*306*	*422*	*289*	*214*	*333*	*2,01,544*	*2,74,[illegible]*	*1,97,[illegible]*	*1,45,[illegible]*	*2,01,514*
TOTAL	1,879	1,932	1,809	1,280	1,527	10,82,787	10,94,[illegible]9.	9,21,[illegible]91	6,66,[illegible]17	7,51,[illegible]56

No. 10—*continued*

ARTICLES, AND COUNTRIES OF CONSIGNMENT; ALSO SHARE OF EACH PROVINCE	QUANTITY					VALUE				
	1929-30	1930-31	1931-32	1932-33	1933-34	1929-30	1930-31	1931-32	1932-33	1933-34
						R	R	R	R	R
Metals and Ores—*continued*										
Iron or Steel—continued										
Wire rope—*contd.*	Tons	Tons	Tons	Tons	Tons					
Galvanised (III. K)—										
United Kingdom (*including* Channel Islands)	1,126	957	649	489	507	7,20,868	5,52,342	3,78,372	2,97,335	2,93,805
Other British Possessions	4	7	..	4	..	2,030	5,803	576	3,273	447
TOTAL BRITISH EMPIRE	1,130	964	649	493	507	7,22,898	5,58,145	3,78,948	3,00,608	2,94,312
Germany	283	324	319	223	195	1,25,486	1,34,129	99,601	90,400	75,410
Belgium	15	32	94	18	79	6,081	5,327	18,152	6,468	27,357
Austria	25	11	..	..	..	16,659	6,107	..	..	..
Japan	..	..	..	24	17	..	..	..	1,834	5,834
United States of America—										
Vid Atlantic Coast	3	3	2	1	3	4,574	2,788	1,039	672	662
„ Pacific „	..	15	..	..	..	..	21,494	..	..	..
Other Foreign Countries	..	6	..	..	..	189	4,218	..	371	1
TOTAL FOREIGN COUNTRIES	326	391	415	266	294	1,52,939	1,74,063	1,18,792	99,745	1,09,264
Share of Bengal	*779*	*756*	*522*	*317*	*353*	*4,39,328*	*3,77,227*	*2,22,803*	*1,53,743*	*1,81,985*
„ *Bombay*	*150*	*148*	*137*	*171*	*171*	*1,02,982*	*83,161*	*88,203*	*79,199*	*81,506*
„ *Sind*	*100*	*62*	*34*	*43*	*44*	*56,800*	*43,435*	*18,810*	*30,319*	*16,668*
„ *Madras*	*188*	*203*	*197*	*81*	*93*	*1,48,692*	*1,16,566*	*97,309*	*57,566*	*42,604*
„ *Burma*	*199*	*186*	*124*	*141*	*140*	*1,29,035*	*1,11,819*	*70,115*	*79,526*	*80,913*
TOTAL	1,456	1,355	1,064	759	801	8,75,837	7,32,208	4,97,740	4,00,353	4,03,576
Wire, *other than* fencing wire (III. K)—	Tons	Tons	Tons	Tons	Tons					
United Kingdom (*including* Channel Islands)	1,175	956	826	1,141	855	3,86,706	2,83,148	2,57,241	2,52,044	2,54,690
Other British Possessions	3	..	4	1	24	2,245	885	1,484	1,102	1,031
TOTAL BRITISH EMPIRE	1,178	956	830	1,142	879	3,88,951	2,84,033	2,58,725	2,54,046	2,55,721
Sweden	18	14	13	9	12	6,466	5,194	5,150	3,013	4,774
Germany	2,818	6,594	4,450	3,994	2,805	5,87,900	10,58,215	6,90,275	6,89,092	4,16,565
Netherlands	169	405	5	25	26	28,814	66,524	956	4,015	5,742
Belgium	3,064	3,054	3,257	2,649	1,858	5,24,784	4,41,810	4,57,302	4,12,103	2,82,377
Luxemburg	139	..	..	..	..	13,085	..	..	..	..
France	141	6	..	195	159	28,160	1,053	10	29,052	26,445
Italy (*including* Fiume)	359	212	205	46	4	56,962	35,216	28,764	12,171	590
Austria	9	50	99	65	43	1,058	7,438	18,073	16,565	10,278
Hungary	79	171	..	8	57	12,008	23,618	..	1,362	8,428
Czechoslovakia	662	701	460	429	165	1,06,578	1,05,197	61,064	67,774	24,198
Japan	..	..	15	1,069	2,811	410	35	2,947	2,20,393	4,04,348
United States of America—										
Vid Atlantic Coast	93	122	94	..	103	18,157	21,739	17,249	1,181	16,335
„ Pacific „	—	..	..	..	—	46	..	160	..	..
Other Foreign Countries	3	..	2	..	11	626	38	958	3	755
TOTAL FOREIGN COUNTRIES	7,554	11,889	8,600	8,489	7,549	13,80,649	17,66,077	12,82,908	14,56,724	12,00,880
Share of Bengal	*3,519*	*6,622*	*3,956*	*3,890*	*3,150*	*7,75,699*	*9,84,291*	*6,75,890*	*7,36,758*	*5,66,635*
„ *Bombay*	*2,288*	*2,963*	*2,160*	*2,944*	*2,062*	*4,37,773*	*4,80,389*	*3,46,746*	*4,93,539*	*3,60,088*
„ *Sind*	*1,579*	*2,675*	*2,213*	*1,746*	*1,961*	*3,60,806*	*3,67,491*	*3,06,331*	*2,77,691*	*2,57,667*
„ *Madras*	*761*	*490*	*476*	*549*	*720*	*1,61,829*	*1,04,303*	*91,307*	*1,04,515*	*1,37,561*
„ *Burma*	*585*	*595*	*625*	*509*	*536*	*1,33,493*	*1,13,636*	*1,21,660*	*98,267*	*95,300*
Protected*	—	—	—	9,566	7,975	—	—	—	16,61,298	13,85,659
Not protected	—	—	—	65	453	—	—	—	19,472	70,894
TOTAL	8,732	12,345	9,430	9,631	8,428	17,69,600	20,50,110	15,41,633	17,10,770	14,56,551

* Classified from April 1933.

No. 10—*continued*

ARTICLES, AND COUNTRIES OF CONSIGNMENT; ALSO SHARE OF EACH PROVINCE	Quantity					Value				
	1929-30	1930-31	1931-32	1932-33	1933-34	1929-30	1930-31	1931-32	1932-33	1933-34
						R	R	R	R	R
Metals and Ores—*continued*										
Iron or Steel—continued										
Other manufactures of iron or steel (III. K) (a)—	Tons	Tons	Tons	Tons	Tons					
United Kingdom (*including* Channel Islands)	22,170	16,894	10,098	7,576	9,207	76,92,153	63,35,311	32,31,244	27,22,699	25,20,388
Ceylon (*excluding* Maldives)	10	16	8	8	3	4,040	8,704	4,249	3,741	2,104
Straits Settlements	23	7	..	19	4	9,704	2,455	9	7,113	1,434
Commonwealth of Australia	..	9	..	..	..	86	5,411	..	987	3,224
Other British Possessions	4	2	4	12	..	2,415	3,774	1,601	5,070	377
TOTAL BRITISH EMPIRE	22,207	16,428	10,110	7,615	9,214	77,08,398	63,56,655	32,37,103	27,39,580	25,27,647
Germany	1,611	700	865	796	242	3,56,998	1,76,062	2,06,659	1,66,971	67,986
Netherlands	42	15	..	333	156	13,441	3,956	1,542	81,132	44,036
Belgium	7,415	12,196	4,705	4,848	3,225	12,69,135	17,09,626	5,52,956	5,54,160	3,91,244
Luxemburg	83	..	..	460	..	14,289	..	..	39,151	..
France	137	56	29	111	60	29,141	16,873	2,958	14,482	7,569
Italy (*including* Fiume)	37	54	15	3	8	9,457	16,371	4,927	1,219	3,437
Austria	9	46	20	2	2	8,096	19,888	7,308	2,344	1,252
Kingdom of the Serbs, Croats and the Slovens (Yugo-slavia)	5	13	8	3	44	1,658	3,790	2,191	1,072	12,926
Czechoslovakia	95	97	100	70	49	28,519	25,105	26,787	24,110	15,821
Japan	7	18	..	14	29	969	1,616	52	2,270	7,188
United States of America—										
Vid Atlantic Coast	1,765	1,489	799	84	96	4,37,631	4,07,203	1,40,000	50,558	35,480
,, Pacific ,,	7	18	3	..	2	5,752	15,872	6,315	..	1,165
Other Foreign Countries	30	22	77	53	81	3,514	4,177	5,691	5,080	10,189
TOTAL FOREIGN COUNTRIES	11,248	14,719	6,021	6,777	3,994	21,79,200	24,00,059	9,57,533	9,42,529	5,98,293
Share of Bengal	*14,342*	*7,677*	*5,206*	*4,786*	*3,778*	*14,93,721*	*22,90,[illegible]*	*13,73,966*	*10,91,594*	*11,17,617*
,, *Bombay*	*7,906*	*6,454*	*6,615*	*5,418*	*6,456*	*23,06,440*	*19,73,638*	*14,32,810*	*12,60,562*	*13,26,788*
,, *Sind*	*6,087*	*12,093*	*2,606*	*2,126*	*1,208*	*13,05,186*	*21,93,498*	*6,87,211*	*3,47,209*	*2,19,639*
,, *Madras*	*3,544*	*3,467*	*1,387*	*1,418*	*1,213*	*12,36,868*	*16,92,619*	*3,93,676*	*3,63,346*	*2,97,469*
,, *Burma*	*1,571*	*1,456*	*1,017*	*644*	*557*	*5,42,383*	*6,45,181*	*3,36,474*	*2,19,288*	*1,64,077*
Protected	17,496	15,035	10,066	9,023	8,808	41,14,266	30,58,086	18,08,101	13,94,690	18,19,431
Not protected	15,954	16,112	6,665	5,369	4,400	57,73,332	57,03,028	23,86,535	17,87,419	15,06,509
TOTAL	33,450	31,147	16,731	14,392	13,208	98,87,598	87,57,314	41,94,636	31,82,109	31,25,940
Total Iron or Steel—	Tons	Tons	Tons	Tons	Tons					
United Kingdom (*including* Channel Islands)	425,591	231,115	145,632	119,589	141,679	9,28,77,952	5,13,33,[illegible]	3,11,52,247	2,48,12,681	2,53,80,602
Ceylon (*excluding* Maldives)	1,259	1,475	710	1,210	814	67,533	1,14,[illegible]	36,099	55,108	30,189
Straits Settlements	221	40	6	61	22	1,01,194	31,236	4,246	13,565	6,257
Canada—										
Vid Atlantic Coast	322	117	227	90	50	87,213	[illegible]	61,[illegible]	27,334	17,773
Commonwealth of Australia	1	14	..	3	2	874	8,456	208	1,684	2,104
Other British Possessions	20	131	52	56	43	2,158	16,532	5,247	6,957	1,488
TOTAL BRITISH EMPIRE	427,414	272,892	146,659	121,289	142,610	9,31,37,128	5,15,43,[illegible]	3 12,59,[illegible]	2 48,16,918	2,54,49,514

(a) Includes protected items for railways, *e.g.*, Spikes and tiebars, switches, crossings, and the like materials not made of alloy steel.

No. 10—*continued*

ARTICLES, AND COUNTRIES OF CONSIGNMENT; ALSO SHARE OF EACH PROVINCE	QUANTITY					VALUE				
	1929-30	1930-31	1931-32	1932-33	1933-34	1929-30	1930-31	1931-32	1932-33	1933-34
						R	R	R	R	R
Metal and Ores—*continued*										
Iron or Steel—continued										
Total Iron or Steel—continued	Tons	Tons	Tons	Tons	Tons					
Finland	6	59	49	193	249	1,362	16,128	18,467	54,446	78,214
Esthonia	75	85	40	17	..	34,963	40,634	20,093	8,628	..
Sweden	967	1,290	2,323	1,705	2,349	6,50,405	6,77,434	10,86,969	7,89,441	9,97,890
Norway	2,276	1,753	1,086	1,547	1,391	7,75,363	5,50,001	3,38,049	4,49,161	3,65,149
Denmark	142	34	29	18	56	80,615	12,585	12,540	10,042	17,021
Poland (*including* Dantzig)	1,704	5,864	1,397	3,619	4,471	4,03,365	10,24,140	3,62,514	8,24,014	8,75,936
Germany	38,988	38,815	23,415	18,090	18,756	79,15,551	69,94,819	41,07,706	41,75,211	37,27,358
Netherlands	2,052	4,659	2,820	3,148	2,917	4,33,287	9,49,908	7,09,877	6,96,074	5,66,344
Belgium	201,140	148,765	78,038	63,410	39,048	2,87,64,768	2,18,13,737	1,18,66,738	93,87,384	55,74,595
Luxemburg	4,818	4,003	2,599	2,653	2,788	4,86,747	4,48,010	2,48,821	2,53,478	3,25,425
France	23,353	22,106	9,001	6,577	6,357	27,95,551	22,75,341	8,31,306	7,63,586	8,88,568
Italy (*including* Fiume)	1,204	668	545	289	488	2,76,133	1,59,075	1,28,564	87,457	1,00,734
Austria	1,877	1,812	1,052	661	460	8,27,355	5,99,468	3,71,966	2,86,180	1,78,010
Hungary	1,596	1,664	854	716	1,035	2,38,480	2,84,287	77,534	1,23,764	1,75,699
Czechoslovakia	4,302	5,426	2,209	2,359	2,847	8,16,208	10,23,697	5,25,599	5,72,408	6,30,582
Kingdom of the Serbs, Croats and the Slovenes (Yugo-Slavia)	27	15	9	3	44	9,836	4,512	2,571	1,229	13,098
Iraq	143	287	97	..	43	5,796	11,695	2,996	9	3,323
Persia	68	41	86	49	229	4,424	4,763	4,540	1,814	7,703
Japan	994	2,143	1,154	7,752	14,953	3,72,984	5,14,088	3,76,220	13,89,045	27,48,770
United States of America—										
Vid Atlantic Coast	15,884	14,922	5,187	2,118	2,480	52,01,922	49,16,563	13,88,387	6,17,454	6,46,467
„ Pacific „	40	42	28	30	3	19,144	46,564	25,447	4,123	2,161
Other Foreign Countries	14	16	20	36	1	3,572	4,164	4,187	5,880	1,355
TOTAL FOREIGN COUNTRIES	301,170	254,469	126,538	115,890	100,965	5,00,67,781	4,32,71,907	2,25,11,047	2,05,01,728	1,79,19,602
Share of Bengal	*340,189*	*174,241*	*86,818*	*76,822*	*78,869*	*6,60,27,805*	*3,40,98,740*	*1,71,70,864*	*1,45,50,555*	*1,56,96,738*
„ *Bombay*	*187,801*	*139,690*	*90,132*	*77,779*	*77,966*	*3,69,41,167*	*2,49,57,725*	*1,72,48,304*	*1,36,51,811*	*1,35,57,527*
„ *Sind*	*74,870*	*79,385*	*38,197*	*32,838*	*33,377*	*1,35,19,023*	*1,40,27,214*	*73,38,196*	*64,69,230*	*68,99,972*
„ *Madras*	*72,779*	*50,717*	*33,922*	*27,915*	*28,093*	*1,45,35,284*	*1,10,06,942*	*63,98,426*	*53,66,152*	*56,97,385*
„ *Burma*	*52,945*	*43,328*	*24,128*	*21,525*	*25,270*	*1,31,81,630*	*1,07,24,366*	*56,15,205*	*47,80,599*	*54,78,491*
Protected	555,264	341,873	176,600	161,866	155,638	10,21,28,450	5,98,42,503	3,06,10,677	2,67,05,801	2,72,35,017
Not protected	173,320	145,988	96,597	75,313	87,937	4,10,81,459	3,49,72,489	2,31,60,312	1,81,28,927	1,91,25,099
TOTAL	728,584	487,361	273,197	237,179	243,575	14,32,04,909	9,48,14,992	5,37,70,989	4,48,18,647	4,63,60,116
Lead—										
Unwrought—										
Ore (II. F)—	Tons	Tons	Tons	Tons	Tons					
United Kingdom (*including* Channel Islands)	9	15	..	2	217	4,259	5,604	..	643	64,634
France	218	237	259	243	145	88,072	88,432	88,975	81,780	44,987
Other Foreign Countries	..	4	..	..	..	..	1,878	..	160	..
TOTAL FOREIGN COUNTRIES	218	241	259	243	145	88,072	90,307	88,975	81,940	44,987
Share of Bengal	*34*	*44*	*29*	*40*	*45*	*14,474*	*16,834*	*10,769*	*14,275*	*13,597*
„ *Bombay*	*69*	*33*	*66*	*72*	*94*	*28,234*	*21,409*	*22,345*	*23,461*	*28,473*
„ *Sind*	*124*	*129*	*164*	*133*	*213*	*49,608*	*47,668*	*55,958*	*44,847*	*67,551*
„ *Burma*	..	..	..	..	..	*15*	..	..	..	-
TOTAL	227	256	259	245	362	92,331	95,911	88,975	82,583	1,09,621

No. 10—*continued*

ARTICLES, AND COUNTRIES OF CONSIGNMENT; ALSO SHARE OF EACH PROVINCE	QUANTITY					VALUE				
	1929-30	1930-31	1931-32	1932-33	1933-34	1929-30	1930-31	1931-32	1932-33	1933-34
						R	R	R	R	R
Metals and Ores—*continued*										
Lead— continued										
Unwrought—*continued*										
Pig (III. L)—	Cwts.	Cwts.	Cwts.	Cwts.	Cwts.					
United Kingdom (*including* Channel Islands)	941	929	3,089	1,719	1,336	17,825	14,311	26,127	21,193	14,223
Ceylon (*excluding* Maldives)	2,339	1,933	961	1,664	1,240	33,006	21,815	9,227	15,145	10,191
Mauritius and Dependencies	14	825	56	..	..	168	10,040	680	..	..
Other British Possessions	..	13	..	..	19	..	236	..	..	190
TOTAL BRITISH EMPIRE	3,294	3,700	4,106	3,383	2,595	50,498	46,404	46,034	36,338	24,604
France	432	99	..	..	..	5,500	1,973	..	..	..
Other Foreign Countries	..	2	1	398	..	..	36	33	4,113	..
TOTAL FOREIGN COUNTRIES	432	101	1	398	..	5,500	2,009	33	4,113	..
Share of Bengal	*191*	*89*	*119*	*236*	*106*	*4,009*	*1,716*	*2,348*	*2,972*	*1,373*
,, *Bombay*	*514*	*960*	*68*	*12*	*68*	*6,839*	*13,238*	*708*	*176*	*634*
,, *Sind*	*1*	*23*	*959*	*10*	*2*	*20*	*396*	*13,369*	*167*	*25*
,, *Madras*	*2,920*	*2,427*	*2,985*	*3,513*	*2,439*	*43,517*	*29,422*	*29,644*	*37,181*	*22,671*
,, *Burma*	*100*	*302*	..	*10*	..	*1,913*	*5,043*	..	*76*	..
TOTAL	3,726	3,801	4,107	3,781	2,595	55,998	48,413	46,066	40,451	24,604
Other sorts (III. L)—	Cwts.	Cwts.	Cwts.	Cwts.	Cwts.					
United Kingdom (*including* Channel Islands)	68	165	203	187	349	458	2,317	2,111	1,969	3,538
Ceylon (*excluding* Maldives)	238	85	211	590	1,163	1,554	570	1,596	3,671	6,228
TOTAL BRITISH EMPIRE	306	250	414	777	1,512	2,009	2,887	3,706	5,640	9,766
TOTAL FOREIGN COUNTRIES	65	86	58	9	20	805	751	487	266	442
Share of Bengal	*2*	*5*	*102*	*2*	*2*	*38*	*96*	*800*	*62*	*81*
,, *Bombay*	*344*	*146*	*59*	*194*	*366*	*2,435*	*1,025*	*525*	*2,193*	*3,899*
,, *Sind*	*20*	..	..	..	..	*219*	..	..	..	..
,, *Madras*	*5*	*25*	*211*	*590*	*1,163*	*192*	*296*	*1,604*	*3,671*	*6,228*
,, *Burma*	..	*160*	*100*	..	..	..	*2,221*	*1,364*	..	..
TOTAL	371	336	472	786	1,532	2,814	3,638	4,413	5,906	10,208
Wrought—										
Pipes and Tubes (III. L)—	Cwts.	Cwts.	Cwts.	Cwts.	Cwts.					
United Kingdom (*including* Channel Islands)	3,230	2,748	3,033	5,108	6,437	94,342	77,014	76,218	1,12,383	1,11,448
Other British Possessions	14	106	..	..	..	142	1,705	..	..	40
TOTAL BRITISH EMPIRE	3,310	2,854	3,033	5,108	6,437	94,484	78,720	76,218	1,12,383	1,11,488
Germany	454	808	809	422	912	11,589	16,487	17,918	14,400	13,248
Belgium	5,850	5,486	2,687	861	12	1,19,770	1,01,607	42,318	13,619	220
Other Foreign Countries	294	191	77	411	167	7,116	3,866	1,867	5,682	3,942
TOTAL FOREIGN COUNTRIES	6,598	6,485	3,573	1,694	1,091	1,38,475	1,21,910	62,100	33,501	17,410
Share of Bengal	*3,502*	*2,193*	*1,674*	*1,754*	*1,793*	*82,227*	*45,819*	*21,998*	*29,827*	*29,018*
,, *Bombay*	*4,278*	*4,897*	*3,419*	*3,489*	*4,497*	*86,881*	*89,992*	*56,626*	*56,163*	*44,765*
,, *Sind*	*211*	*334*	*309*	*296*	*327*	*4,969*	*6,515*	*6,261*	*5,897*	*4,901*
,, *Madras*	*1,269*	*974*	*942*	*1,013*	*722*	*66,816*	*60,478*	*60,812*	*59,286*	*37,816*
,, *Burma*	*558*	*826*	*862*	*69*	*177*	*11,966*	*15,478*	*3,909*	*3,811*	*2,817*
TOTAL	9,908	9,319	6,606	6,802	7,529	2,32,959	2,20,630	1,28,906	1,48,984	1,28,808

No. 10—*continued*

ARTICLES, AND COUNTRIES OF CONSIGNMENT; ALSO SHARE OF EACH PROVINCE	QUANTITY					VALUE				
	1929-30	1930-31	1931-32	1932-33	1933-34	1929-30	1930-31	1931-32	1932-33	1933-34
						R	R	R	R	R
Metals and Ores—*continued*										
***Lead*—continued**										
Wrought—*continued*										
Sheets (III. L)—	Cwts.	Cwts.	Cwts.	Cwts.	Cwts.					
United Kingdom (*including* Channel Islands)	6,214	5,010	9,268	7,685	9,661	1,22,444	95,676	1,19,042	87,910	1,09,509
Other British Possessions	123	145	240	7	26	2,844	2,413	3,691	177	154
TOTAL BRITISH EMPIRE	6,337	6,055	9,508	7,692	9,687	1,25,288	98,089	1,22,733	88,087	1,09,663
Belgium	7,807	4,476	1,813	497	..	1,46,170	74,867	21,800	5,506	..
France	159	451	784	..	..	2,960	7,306	8,889	..	..
Other Foreign Countries	210	384	345	11	12	4,164	6,037	4,038	354	323
TOTAL FOREIGN COUNTRIES	8,176	5,311	2,942	508	12	1,53,294	88,210	34,727	5,860	323
Share of Bengal	*5,071*	*4,038*	*4,676*	*3,984*	*4,764*	*96,569*	*66,052*	*59,027*	*46,258*	*54,172*
,, *Bombay*	*5,403*	*4,082*	*3,707*	*2,080*	*1,924*	*1,01,165*	*66,225*	*45,678*	*23,076*	*21,448*
,, *Sind*	*1,181*	*224*	*2,358*	*541*	*1,668*	*23,111*	*3,813*	*29,756*	*6,640*	*18,960*
,, *Madras*	*1,079*	*1,447*	*943*	*1,116*	*662*	*21,675*	*25,115*	*13,823*	*12,375*	*7,397*
,, *Burma*	*1,779*	*1,575*	*761*	*479*	*691*	*36,062*	*26,089*	*9,192*	*5,598*	*8,009*
TOTAL	14,513	11,366	12,450	8,200	9,099	2,78,588	1,86,299	1,57,460	93,947	1,09,986
Sheets for tea-chests (III. L)—	Cwts.	Cwts.	Cwts.	Cwts.	Cwts.					
United Kingdom (*including* Channel Islands)	3,879	2,431	861	732	820	94,588	62,137	22,816	14,837	14,784
Ceylon (*excluding* Maldives)	4,854	2,722	1,059	129	..	1,10,585	53,373	31,660	779	8
TOTAL BRITISH EMPIRE	8,733	5,153	2,820	861	820	2,05,173	1,15,510	54,496	15,616	14,792
Share of Bengal	*4,097*	*2,850*	*1,220*	*259*	*177*	*94,976*	*58,776*	*27,185*	*3,511*	*2,495*
,, *Bombay*	..	..	..	*16*	..	..	..	*27,311*	*201*	..
,, *Madras*	*4,636*	*2,303*	*1,600*	*586*	*623*	*1,10,197*	*56,734*	..	*11,904*	*11,934*
,, *Burma*	..	..	..	..	*20*	..	..	..	..	*363*
TOTAL	8,733	5,153	2,820	861	*820*	2,05,173	1,15,510	54,496	15,616	14,702
Other sorts (III. L)—	Cwts.	Cwts.	Cwts.	Cwts.	Cwts.					
United Kingdom (*including* Channel Islands)	2,665	3,107	1,288	2,508	4,447	90,691	90,622	39,606	60,560	1,01,703
Ceylon (*excluding* Maldives)	1,327	732	562	2,483	312	15,801	7,408	4,790	15,831	1,762
Other British Possessions	342	256	55	4	46	4 605	3,085	594	49	401
TOTAL BRITISH EMPIRE	4,334	4,095	1,900	4,995	4,805	1,10,597	1,01,175	44,990	75,940	1,03,920
Germany	57	107	264	108	822	2,620	3,461	12,728	4,041	42,946
Netherlands	40	66	4	38	198	2,117	2,067	168	1,476	8,204
Belgium	259	789	80	258	69	5,530	16,432	1,537	3,067	1,245
France	1,387	1,111	810	667	58	37,267	32,031	17,643	13,688	4,767
Other Foreign Countries	529	397	690	70	187	9,750	6,609	9,896	1,435	4,644
TOTAL FOREIGN COUNTRIES	2,272	2,470	1,848	1,141	1,334	57,284	60,600	41,972	24,307	61,806
Share of Bengal	*1,919*	*2,881*	*1,736*	*2,020*	*1,274*	*69,938*	*69,987*	*49,853*	*43,421*	*48,140*
,, *Bombay*	*2,462*	*1,764*	*1,376*	*1,121*	*1,696*	*50,452*	*38,235*	*22,258*	*24,367*	*28,131*
,, *Sind*	*373*	*388*	*329*	*373*	*996*	*12,089*	*11,695*	*8,221*	*10,696*	*42,940*
,, *Madras*	*1,715*	*1,330*	*202*	*2,610*	*2,086*	*31,422*	*36,930*	*5,001*	*21,127*	*1,34,264*
,, *Burma*	*139*	*182*	*55*	*12*	*87*	*3,980*	*4,928*	*1,599*	*636*	*2,357*
TOTAL	6,606	6,565	3,748	6,136	6,130	1,67,781	1,61,775	86,062	1,00,247	2,55,732

No. 10—*continued*

ARTICLES, AND COUNTRIES OF CONSIGNMENT; ALSO SHARE OF EACH PROVINCE	QUANTITY					VALUE				
	1929-30	1930-31	1931-32	1932-33	1933-34	1929-30	1930-31	1931-32	1932-33	1933-34
						R	R	R	R	R
Metals and Ores—*continued*										
Lead—concluded										
Total Lead (excluding *Ore*)—	Cwts.	Cwts.	Cwts.	Cwts.	Cwts.					
United Kingdom (*including* Channel Islands)	17,003	15,290	17,737	17,939	23,050	4,19,845	3,42,077	2,96,000	2,98,852	4,45,265
Ceylon (*excluding* Maldives)	8,895	5,617	3,933	4,873	2,741	1,63,431	85,639	50,983	85,103	18,343
Mauritius and Dependencies	54	825	56	..	..	670	10,040	680	..	..
Other British Possessions	302	375	55	4	65	4,103	5,029	594	49	631
TOTAL BRITISH EMPIRE	26,314	22,107	21,781	22,816	25,856	5,88,049	4,42,785	3,48,257	3,84,004	4,64,239
Germany	721	1,197	1,417	541	1,754	18,273	24,495	24,639	18,795	50,609
Netherlands	216	166	6	47	198	5,533	3,419	242	1,742	5,214
Belgium	13,916	10,751	4,580	2,014	81	2,71,470	1,92,106	65,655	26,805	1,465
France	2,044	1,780	1,607	679	66	47,036	43,412	27,606	14,718	5,681
Iraq	407	511	491	41	41	5,239	4,752	4,179	419	830
Japan	23	81	8	419	220	819	1,104	184	5,119	3,060
Other Foreign Countries	216	67	313	9	97	6,888	3,392	6,811	549	4,625
TOTAL FOREIGN COUNTRIES	17,543	14,453	8,422	3,750	2,457	3,55,358	2,73,480	1,29,318	68,147	79,981
Share of Bengal	*14,873*	*12,171*	*9,670*	*8,255*	*8,009*	*3,47,857*	*2,44,636*	*1,71,200*	*1,[illegible],782*	*1,[illegible],148*
,, *Bombay*	*13,001*	*11,849*	*8,619*	*6,903*	*8,531*	*2,47,492*	*2,07,218*	*1,25,426*	*1,06,108*	*1,18,778*
,, *Sind*	*1,786*	*969*	*3,948*	*1,220*	*2,993*	*40,408*	*22,563*	*56,486*	*23,135*	*66,[illegible]*
,, *Madras*	*11,622*	*8,526*	*6,888*	*9,427*	*7,705*	*2,53,729*	*1,89,073*	*1,18,660*	*1,37,010*	*2,09,[illegible]*
,, *Burma*	*2,576*	*3,045*	*1,178*	*761*	*975*	*53,931*	*52,779*	*16,964*	*10,119*	*13,456*
TOTAL	43,857	36,560	30,203	26,566	28,313	9,43,407	7,16,265	4,87,575	4,02,151	5,44,[illegible]
Quicksilver (*III. L*)—	Lbs.	Lbs.	Lbs.	Lbs.	Lbs.					
United Kingdom (*including* Channel Islands)	43,371	43,883	48,011	26,845	27,320	1,82,890	1,93,784	1,90,553	83,267	63,881
Other British Possessions	110	152	152	10	12	440	612	660	32	29
TOTAL BRITISH EMPIRE	43,481	[illegible]44,035	48,163	26,855	27,332	1,83,330	1,94,396	1,91,213	83,299	63,910
Germany	7,329	5,371	193	2,234	4,448	30,927	23,495	971	10,725	16,563
Belgium	15,404	1,875	33	..	..	63,399	7,449	50	..	..
France	1,875	..	..	..	1,904	7,200	..	..	..	5,724
Spain	20,498	4,510	1,900	17,501	23,245	91,385	18,978	8,076	57,096	82,822
Italy (*including* Fiume)	105,791	121,593	160,683	255,599	219,817	4,40,185	5,11,129	6,58,107	8,61,615	6,08,109
Austria	1,900	3,600	6,030	..	..	8,500	14,400	24,120	..	..
United States of America—										
Pld Atlantic coast	109	7,650	10	..	805	581	34,550	104	..	2,436
,, Pacific ,,	..	..	300	..	..	..	..	1,500	..	..
Other Foreign Countries	750	1,922	735	..	29	2,625	8,177	3,128	126	94
TOTAL FOREIGN COUNTRIES	153,656	146,521	169,920	275,369	276,248	6,44,772	6,18,178	6,91,086	9,29,568	6,85,807
Share of Bengal	*81,712*	*68,094*	*54,726*	*101,181*	*94,074*	*3,64,971*	*,06,709*	*2,12,946*	*3,29,212*	*2,87,744*
,, *Bombay*	*68,631*	*76,618*	*93,433*	*93,426*	*7[illegible],216*	*2,68,448*	*3,10,210*	*4,13,641*	*5,28,799*	*2,96,371*
,, *Sind*	*166*	*68*	*153*	*4,732*	*1,723*	*852*	*388*	*807*	*9,910*	*9,[illegible]*
,, *Madras*	*39,123*	*37,323*	*57,979*	*80,883*	*94,929*	*1,63,[illegible]*	*1,89,[illegible]*	*2,96,[illegible]*	*3,03,[illegible]*	*3,76,[illegible]*
,, *Burma*	*7,485*	*8,471*	*6,787*	*12,665*	*7,617*	*30,184*	*36,667*	*23,277*	*61,467*	*19,040*
TOTAL	127,137	190,556	218,083	302,224	277,580	8,28,102	[illegible],12,524	8,82,269	10,13,866	7 [illegible],737

No. 10—*continued*

ARTICLES, AND COUNTRIES OF CONSIGNMENT; ALSO SHARE OF EACH PROVINCE	QUANTITY					VALUE				
	1929-30	1930-31	1931-32	1932-33	1933-34	1929-30	1930-31	1931-32	1932-33	1933-34
						R	R	R	R	R
Metals and Ores—*continued*										
Solder III. L —	Cwts.	Cwts.	Cwts.	Cwts.	Cwts.					
United Kingdom (*including* Channel Islands)	7,128	8,233	5,704	5,128	5,048	5,81,813	4,63,484	2,95,931	2,69,879	4,04,185
Other British Possessions	6	1	..	..	..	515	76	..	..	5
TOTAL BRITISH EMPIRE	7,129	8,234	5,704	5,128	5,048	5,82,328	4,63,560	2,95,931	2,69,879	4,04,190
United States of America—										
Pkl Atlantic Coast	3	1	2	..	3	8,852	132	138	28	258
Other Foreign Countries	5	3	8	1	12	921	499	696	125	864
TOTAL FOREIGN COUNTRIES	8	4	10	1	15	9,273	631	834	153	1,122
Share of Bengal	*1,770*	*4,456*	*1,760*	*1,629*	*2,035*	*1,45,885*	*2,52,482*	*92,534*	*87,386*	*1,63,603*
,, *Bombay*	*2,852*	*782*	*1,629*	*1,001*	*1,257*	*2,28,756*	*48,132*	*53,424*	*48,581*	*1,01,498*
,, *Sind*	*661*	*919*	*620*	*280*	*359*	*52,949*	*48,366*	*24,088*	*16,015*	*30,209*
,, *Madras*	*875*	*903*	*1,115*	*1,361*	*720*	*73,971*	*50,047*	*55,076*	*73,781*	*54,766*
,, *Burma*	*979*	*1,178*	*590*	*858*	*692*	*90,040*	*65,164*	*31,643*	*44,269*	*55,236*
TOTAL	7,187	8,238	5,714	5,129	5,063	5,91,601	4,64,191	2,96,765	2,70,032	4,05,312
Tin—										
Unwrought (blocks ingots, bars, and slabs) (III. L) —	Cwts.	Cwts.	Cwts.	Cwts.	Cwts.					
United Kingdom (*including* Channel Islands)	1,557	1,084	725	821	1,023	2,26,900	1,10,870	62,209	80,545	1,30,729
Straits Settlements	55,319	53,058	44,468	46,688	37,204	77,18,768	52,81,347	40,60,495	45,70,899	52,86,275
Other British possessions	3	19	58	32	27	315	1,752	4,508	2,907	3,265
TOTAL BRITISH EMPIRE	56,879	54,161	45,251	47,541	38,254	79,45,983	53,93,969	41,27,212	46,53,851	54,20,269
China (*exclusive* of Hong-kong and Macao)	489	201	..	5	10	69,254	18,889	..	454	1,567
Japan	100	34	..	70	40	12,182	3,375	..	5,605	6,900
Other Foreign Countries	..	12	..	..	20	..	1,469	..	..	3,118
TOTAL FOREIGN COUNTRIES	589	247	..	75	70	81,436	23,733	..	6,059	11,485
Share of Bengal	*36,047*	*33,074*	*27,618*	*28,638*	*26,601*	*50,37,590*	*33,30,019*	*25,04,735*	*27,79,021*	*36,15,653*
,, *Bombay*	*13,354*	*14,092*	*12,139*	*12,544*	*7,745*	*18,19,283*	*13,67,969*	*11,31,255*	*12,64,584*	*11,28,219*
,, *Sind*	*1,174*	*927*	*711*	*834*	*1,187*	*1,55,278*	*93,344*	*62,816*	*30,419*	*1,63,991*
,, *Madras*	*5,877*	*5,552*	*4,202*	*4,950*	*3,377*	*7,86,509*	*5,19,745*	*3,61,286*	*4,47,918*	*4,64,319*
,, *Burma*	*1,116*	*763*	*581*	*659*	*414*	*2,28,759*	*1,06,625*	*67,088*	*87,968*	*62,567*
TOTAL	57,468	54,408	45,251	47,716	38,324	80,27,419	54,17,702	41,27,212	46,59,910	54,31,754
Wrought (*including* Plates or Sheets *not being* tinned iron)—										
Tin Foils III. L—										
United Kingdom (*including* Channel Islands)	25	6	8	503	11	4,706	1,265	1,502	31,157	2,774
Germany	24	31	12	..	9	5,018	4,749	833	..	843
Belgium	53	94	7	77	11	10,297	15,660	818	11,948	1,937
Other Foreign Countries	..	3	..	9	16	77	472	..	1,203	2,344
TOTAL FOREIGN COUNTRIES	77	128	19	86	36	15,392	20,881	1,666	13,146	5,124

No. 10—*continued*

ARTICLES, AND COUNTRIES OF CONSIGNMENT; ALSO SHARE OF EACH PROVINCE	Quantity					Value				
	1929-30	1930-31	1931-32	1932-33	1933-34	1929-30	1930-31	1931-32	1932-33	1933-34
						R	R	R	R	R
Metals and Ores—*continued*										
Tin—continued										
Wrought, etc.—*continued*	Cwts.	Cwts.	Cwts.	Cwts.	Cwts.					
Tinfoils—*continued*										
Share of Bengal	32	4	7	3	7	5,748	835	997	498	1,656
,, *Bombay*	67	119	18	532	35	13,187	19,830	13,47	43,133	4,5 8
,, *Sind*	1	3	2	2	4	607	576	671	39	577
,, *Madras*	..	2	..	2	..	90	256	43	240	21
,, *Burma*	2	6	..	..	1	466	1,360	..	..	986
TOTAL	102	134	27	539	47	20,098	22 146	3,168	44,303	7,896
***Other sorts III. L (c)*—**	Cwts.	Cwts.	Cwts.	Cwts.	Cwts.					
United Kingdom (*including* Channel Islands)	85	254	124	105	164	4,819	4,935	8,309	5,656	10,832
Other British Possessions	..	..	..	..	3	10	..	..	..	193
TOTAL BRITISH EMPIRE	85	254	124	105	167	4,829	4,935	8,309	5,656	11,025
Germany	3	2	38	45	146	462	309	4,706	5,643	26,772
Other Foreign Countries	39	..	1	..	14	1,519	..	186	4	2,047
TOTAL FOREIGN COUNTRIES	42	2	39	45	160	1,981	309	4,892	5,647	28,819
Share of Bengal	3	..	138	138	362	1,096	..	10,617	9,611	34,270
,, *Bombay*	12	6	12	14	58	3,314	1,078	1,800	1,692	4,431
,, *Sind*	..	1	2	..	..	100	198	480	..	..
,, *Madras*	35	249	20	..	6	844	3,980	309	..	504
,, *Burma*	27	..	1	..	1	1,956	..	95	.	138
TOTAL	77	256	108	150	327	6,310	5,244	13,201	11,303	39,344
***Total Tin*—**	Cwts.	Cwts.	Cwts.	Cwts.	Cwts.					
United Kingdom (*including* Channel Islands)	1,617	1,344	857	1,429	1,198	2,35,925	1,17,070	72,020	1,17,758	1,44 335
Straits Settlements	55,319	53,058	44,468	46,688	37,206	77,18,777	52,81,347	40,60,495	45,70,399	32,86,428
Other British Possessions	3	19	58	32	26	316	1,762	4, 08	2,907	3,309
TOTAL BRITISH EMPIRE	56,939	54,421	45,383	48,149	38,432	79,56,018	54,00,189	41,37,023	46,90,664	34,34,068
Germany	27	32	50	53	155	3,480	3,058	3,544	6,713	27,423
Belgium	92	98	7	77	31	11,816	16,256	828	11,943	3,997
China (*exclusive* of Hong-kong and Macão)	489	201	..	..	10	6,9254	18,589	..	..	1,567
Japan	100	34	..	70	49	12,204	3,875	..	3,644	7,084
Other Foreign Countries	..	11	1	6	27	55	1,245	1-8	891	4,117
TOTAL FOREIGN COUNTRIES	708	377	58	206	268	-8,808	44,9.1	3,55-	24,811	45,42 8

No. 10—*continued*

ARTICLES, AND COUNTRIES OF CONSIGNMENT; ALSO SHARE OF EACH PROVINCE	QUANTITY					VALUE				
	1929-30	1930-31	1931-32	1932-33	1933-34	1929-30	1930-31	1931-32	1932-33	1933-34
						R	R	R	R	R
Metals and Ores—*continued*										
***Tin*—continued**										
***Total Tin*—continued**	Cwts.	Cwts.	Cwts.	Cwts.	Cwts.					
Share of Bengal	*36,082*	*35,078*	*27,753*	*28,775*	*25,870*	*50,44,434*	*33,30,844*	*25,16,349*	*27,89,124*	*36,51,581*
„ *Bombay*	*13,333*	*14,217*	*12,169*	*13,140*	*7,838*	*18,34,784*	*13,88,271*	*11,34,242*	*13,09,408*	*11,34,508*
„ *Sind*	*1,175*	*931*	*715*	*836*	*1,191*	*1,55,985*	*94,112*	*63,969*	*80,812*	*1,64,563*
„ *Madras*	*5,912*	*5,803*	*4,222*	*4,952*	*3,383*	*7,87,443*	*5,23,980*	*3,61 838*	*4,48,204*	*4,65,144*
„ *Burma*	*1,145*	*769*	*582*	*652*	*416*	*2,31,181*	*1,07,885*	*67,183*	*87,968*	*63,691*
TOTAL	57,647	54,798	45,441	48,355	38,698	80,53,827	54,45,092	41,43,581	47,15,516	54,79,498
***Zinc or spelter*—**										
Unwrought (III. L)—	Cwts.	Cwts.	Cwts.	Cwts.	Cwts.					
United Kingdom (*including* Channel Islands)	51,626	34,431	58,791	69,290	64,841	9,28,336	3,99,930	5,72,777	7,37,522	7,53,464
Ceylon (*excluding* Maldives)	266	77	3,272	216	296	4,144	1,074	39,652	1,764	3,435
Hongkong	..	..	..	12,999	18,250	..	..	..	1,49,622	1,68,232
Canada—										
Vid Atlantic Coast	..	..	800	6,326	11,001	..	..	9,845	66,115	1,22,97
„ Pacific „	450	..	2,601	45,858	4,250	7,469	..	27,548	4,82,937	46,15
Commonwealth of Australia	..	24,871	40,861	75,126	1,12,208	..	3,20,167	4,23,102	7,90,754	12,67,99
Other British Possessions	232	402	81	207	478	4,711	6,393	1,068	2,189	4,53
TOTAL BRITISH EMPIRE	52,574	59,781	106,406	210,022	2,11,324	9,44,660	7,27,564	10,73,987	22,30,903	23,66,700
Poland (*including* Dantzig)	500	1,700	3,880	1,950	1,050	8,944	25,313	41,474	24,176	14,326
Germany	72,861	15,837	17,158	27,407	17,138	14,52,746	2,21,521	1,99,421	3,09,032	2,16,917
Netherlands	399	326	350	1,500	1,500	7,195	4,058	3,553	16,470	17,446
Belgium	740	1,781	1,314	1,069	2,456	15,729	25,375	18,499	15,288	35,694
China (*exclusive* of Hongkong and Macão)	..	..	..	..	8,000	..	..	..	..	92,328
Japan	200	1,000	6,658	..	8,950	3,216	12,704	69,088	..	1,04,866
Portuguese East Africa	3,181	7,208	9	..	4	53,614	1,03,251	65	..	21
United States of America—										
Vid Atlantic Coast	6,079	40	20,352	56,571	31,450	99,201	1,240	2,21,225	5,86,135	3,45,298
„ Pacific „	6,100	82,155	28,401	135	2,000	98,148	12,14,382	2,81,872	1,591	21,627
Other Foreign Countries	48	20	500	24	10	775	285	4,568	685	57
TOTAL FOREIGN COUNTRIES	90,108	110,017	73,572	88,656	72,558	17,30,503	16,08,129	7,89,265	9,53,377	8,48,580
Share of Bengal	*103,377*	*142,394*	*148,151*	*228,107*	*2,56,207*	*19,35,345*	*19,66,670*	*15,41,187*	*28,86,225*	*28,77,011*
„ *Bombay*	*16,862*	*11,937*	*19,024*	*8,720*	*11,026*	*3,13,201*	*1,66,790*	*2,04,230*	*1,09,548*	*1,36,149*
„ *Sind*	*3,179*	*1,713*	*3,264*	*1,964*	*1,293*	*51,917*	*15,531*	*31,209*	*20,746*	*15,096*
„ *Madras*	*1,624*	*800*	*1,042*	*2,567*	*3,330*	*27,185*	*13,379*	*10,931*	*27,061*	*40,813*
„ *Burma*	*17,640*	*12,954*	*8,487*	*13,320*	*12,026*	*3,56,575*	*1,80,323*	*75,695*	*1,40,700*	*1,46,301*
TOTAL	142,682	169,798	170,078	298,678	2,83,882	26,84,223	23,36,693	18,63,252	31,84,280	32,15,370
Wrought or manufactured (III. L)—	Cwts.	Cwts.	Cwts.	Cwts.	Cwts.					
United Kingdom (*including* Channel Islands)	8,886	4,830	4,087	3,544	4,831	2,47,097	1,22,715	87,861	85,759	1,20,609
Other British Possessions	25	163	1	50	201	463	2,876	20	723	1,924
TOTAL BRITISH EMPIRE	8,911	4,993	4,088	3,594	5,032	2,47,560	1,25 090	87,901	86,482	1,22,533

No. 10—*continued*

ARTICLES, AND COUNTRIES OF CONSIGNMENT; ALSO SHARE OF EACH PROVINCE	Quantity					Value				
	1929-30	1930-31	1931-32	1932-33	1933-34	1929-30	1930-31	1931-32	1932-33	1933-34
Metals and Ores—*continued*						R	R	R	R	R
***Zinc or Spelter*—continued**										
Manufactured (III. L)—*continued*	Cwts.	Cwts.	Cwts.	Cwts.	Cwts.					
Sweden	..	909	..	..	..	..	6,366	..	..	..
Poland (*including* Dantzig)	3,290	1,574	1,066	..	86	86,309	31,391	18,118	..	1,796
Germany	6,552	8,436	5,627	1,342	2,061	1,68,195	1,55,059	80,621	26,594	44,209
Netherlands	680	1,128	110	100	..	15,095	19,763	1,629	1,821	..
Belgium	28,111	20,191	14,351	21,710	22,769	6,76,976	3,97,002	2,85,441	3,62,148	3,85,614
France	..	..	220	..	..	..	..	6,833	..	..
Japan	1,052	241	278	150	249	36,446	9,471	4,892	2,536	3,561
United States of America—										
Vid Atlantic Coast	4	18	..	10	2,000	289	628	..	393	21,048
,, Pacific ,,	..	..	..	..	1,300	..	..	..	..	14,214
Other Foreign Countries	34	61	..	..	13	1,838	1,320	17	8	1,381
TOTAL FOREIGN COUNTRIES	30,723	32,558	21,752	23,312	28,478	9,81,738	6,20,995	3,44,551	3,94,001	4,74,767
Share of Bengal	*25,796*	*12,029*	*9,619*	*11,476*	*14,677*	*6,33,570*	*2,46,001*	*1,30,069*	*1,95,426*	*2,31,760*
,, *Bombay*	*9,058*	*6,918*	*4,868*	*4,756*	*6,549*	*2,32,439*	*1,46,416*	*84,562*	*88,209*	*1,84,841*
,, *Sind*	*474*	*681*	*786*	*593*	*1,168*	*14,745*	*18,937*	*19,375*	*16,081*	*33,914*
,, *Madras*	*1,593*	*5,797*	*3,506*	*3,673*	*3,605*	*39,937*	*1,11,188*	*53,720*	*60,305*	*62,478*
,, *Burma*	*11,713*	*13,126*	*7,061*	*6,408*	*7,521*	*3,08,607*	*2,30,543*	*1,24,726*	*1,16,432*	*1,37,860*
TOTAL	48,634	37,551	25,840	26,906	33,510	12,29,298	7,46,085	4,32,452	4,80,453	5,97,293
Other sorts (III. L)—	Cwts.	Cwts.	Cwts.	Cwts.	Cwts.					
United Kingdom (*including* Channel Islands)	195	156	163	253	186	5,837	2,375	2,627	4,732	5,457
Other British Possessions	5	9	..	1	12	110	50	..	10	60
TOTAL BRITISH EMPIRE	200	165	163	254	197	5,947	2,425	2,627	4,742	5,517
Poland (*including* Dantzig)	333	..	..	..	..	7,340	..	..	..	..
Netherlands	292	..	..	..	..	6,234	..	..	..	..
Belgium	1,676	2	..	122	..	38,559	12	..	1,540	..
United States of America— *Vid* Atlantic Coast	13	3	..	1	76	389	15	..	14	3,919
Other Foreign Countries	12	15	7	21	27	90	85	35	194	519
TOTAL FOREIGN COUNTRIES	2,326	20	7	144	103	53,112	112	35	1,750	3,808
Share of Bengal	*1*	*106*	*154*	*384*	*234*	*120*	*2,103*	*2,682*	*6,334*	*11,047*
,, *Bombay*	*4*	..	..	*6*	*1*	*100*	*3*	..	*78*	*47*
,, *Sind*	*41*	*79*	*16*	*8*	*65*	*337*	*630*	*80*	*79*	*311*
,, *Madras*	*2,464*	..	..	..	..	*58,053*	..	..	..	..
,, *Burma*	*16*	..	..	..	..	*449*	*2*	..	..	..
TOTAL	2,526	185	170	398	300	59,059	2,737	2,662	6,492	14,415
***Total Zinc or Spelter*—**	Cwts.	Cwts.	Cwts.	Cwts.	Cwts.					
United Kingdom (*including* Channel Islands)	60,707	39,417	63,041	73,087	59,857	11,91,270	5,25,019	6,63,295	8,18,018	8,70,723
Ceylon (*excluding* Maldives)	267	184	3,272	266	474	4,172	2,[illegible]	39,[illegible]	2,461	4,179
Hongkong	..	..	..	12,999	18,250	..	..	..	1,19,612	1,64,[illegible]3
Canada—										
Vid Atlantic Coast	..	..	800	6,326	11,001	..	..	9,845	68,115	1,22,973
,, Pacific ,,	450	..	2,601	45,858	4,250	7,169	..	27,[illegible]63	4,82,937	60,147
Commonwealth of Australia	..	24,871	40,851	75,126	112,[illegible]08	..	3,20,167	4,22,102	7,[illegible],744	12,87,[illegible]4
Other British Possessions	261	467	82	210	51	5,256	7,008	1,[illegible]88	2,[illegible]34	4,77[illegible]
TOTAL BRITISH EMPIRE	61,685	64,939	110,687	213,870	216,[illegible]73	11,99,167	8,55,079	11,64,[illegible]15	21,12,[illegible]87	24,94,[illegible]25

No. 10—*continued*

ARTICLES AND COUNTRIES OF CONSIGNMENT; ALSO SHARE OF EACH PROVINCE	QUANTITY					VALUE				
	1929-30	1930-31	1931-32	1932-33	1933-34	1929-30	1930-31	1931-32	1932-33	1933-34
Metals and Ores—*continued*						R	R	R	R	R
***Zinc or Spelter*—concluded**										
***Total Zinc or Spelter*—continued.**	Cwts.	Cwts.	Cwts.	Cwts.	Cwts.					
Sweden	..	909	..	1	..	..	6,866	..	40	..
Poland (*including* Dantzig)	4,128	3,274	4,896	1,950	1,136	1,03,183	56,704	59,502	24,176	16,122
Germany	79,413	24,273	22,787	28,762	19,199	16,15,935	3,76,580	2,89,052	3,35,726	2,61,125
Netherlands	1,371	1,454	460	1,600	1,500	28,524	28,821	5,182	18,291	17,446
Belgium	30,527	21,924	15,665	22,901	25,825	7,33,204	4,22,389	2,41,940	3,78,976	4,24,308
France	..	20	320	2	..	..	285	6,883	19	..
China (*exluding* Hongkong and Macão)	..	1	..	..	8,000	..	19	..	..	92,328
Japan	1,253	1,241	6,936	150	9,224	39,669	22,175	73,980	2,530	1,08,937
Portuguese East Africa	3,181	7,208	9	8	4	53,614	1,03,251	67	58	21
United States of America—*Vid* Atlantic Coast	6,096	61	20,355	56,582	33,526	99,885	1,878	2,21,240	5,87,042	3,74,723
„ Pacific „	6,100	82,155	23,401	135	3,300	98,143	12,14,382	2,31,872	1,591	35,838
Other Foreign Countries	93	75	502	21	25	2,196	1,386	4,598	673	1,397
TOTAL FOREIGN COUNTRIES	132,157	142,595	95,331	112,112	101,189	27,74,413	22,29,236	11,33,851	13,49,128	13,32,245
Share of Bengal	*129,174*	*154,629*	*157,924*	*283,967*	*271,118*	*25,69,035*	*22,03,774*	*16,93,838*	*30,91,986*	*31,29,218*
„ *Bombay*	*25,924*	*18,856*	*23,892*	*13,482*	*17,576*	*5,45,740*	*3,07,208*	*2,88,792*	*1,97,865*	*2,61,067*
„ *Sind*	*3,694*	*2,473*	*4,066*	*2,565*	*2,516*	*66,999*	*37,893*	*50,664*	*36,906*	*49,341*
„ *Madras*	*5,081*	*6,597*	*4,558*	*6,240*	*6,935*	*1,25,175*	*1,24,567*	*64,651*	*87,366*	*1,03,221*
„ *Burma*	*29,369*	*25,080*	*15,548*	*19,728*	*19,547*	*6,65,631*	*4,10,868*	*2,00,421*	*2,57,132*	*2,84,161*
TOTAL	193,842	207,534	205,988	325,982	317,692	39,72,580	30,84,315	22,98,366	36,71,255	38,27,078
***Metals*, unenumerated (*III. L*)—**	Cwts.	Cwts.	Cwts.	Cwts.	Cwts.					
United Kingdom (*including* Channel Islands)	15,326	15,517	11,411	16,131	10,415	9,32,919	8,52,296	5,38,608	6,25,873	6,28,471
Ceylon (*exluding* Maldives)	61	246	100	311	51	1,638	6,773	3,269	7,025	1,090
Hongkong	427	507	60	500	400	8,210	8,745	1,159	7,495	6,111
Other British Possessions	83	188	22	30	138	3,944	5,331	1,000	886	2,525
TOTAL BRITISH EMPIRE	15,897	16,458	11,593	16,972	11,004	9,46,706	8,73,145	5,44,036	6,40,779	5,38,197
Germany	2,171	4,007	2,948	2,715	2,008	1,08,797	1,60,847	83,511	94,044	69,848
Belgium	200	668	110	..	537	4,454	14,898	3,078	..	7,738
France	..	183	198	..	..	35	6,564	5,540	..	..
Italy (*including* Fiume)	6,351	1,214	1,227	851	483	2,46,479	44,831	33,590	19,326	15,372
Iraq	2	456	69	205	52	71	9,034	1,180	2,195	427
China (*exclusive* of Hongkong and Macão)	2,836	968	1,784	2,397	3,424	62,935	19,153	27,695	35,997	53,294
Japan	948	486	128	677	419	23,322	8,757	4,975	21,007	9,122
United States of America—*Vid* Atlantic Coast	3	508	1,675	333	1,057	691	18,388	51,762	45,025	1,26,320
„ Pacific „	..	..	..	..	..	..	..	..	..	17
Other Foreign Countries	5	241	195	81	31	801	4,700	3,471	8,206	5,523
TOTAL FOREIGN COUNTRIES	12,516	8,731	8,329	7,259	8,071	4,47,675	2,87,172	2,14,802	2,25,800	2,87,664
Share of Bengal	*15,718*	*14,914*	*14,598*	*17,147*	*13,030*	*8,63,515*	*6,18,358*	*4,31,047*	*4,59,203*	*4,24,906*
„ *Bombay*	*3,820*	*4,297*	*2,300*	*3,265*	*2,624*	*1,84,186*	*1,60,659*	*1,00,322*	*1,07,014*	*81,895*
„ *Sind*	*270*	*839*	*346*	*255*	*261*	*10,375*	*32,209*	*29,243*	*9,179*	*19,671*
„ *Madras*	*3,592*	*2,504*	*1,652*	*1,461*	*1,260*	*1,35,994*	*74,684*	*44,521*	*42,365*	*45,871*
„ *Burma*	*2,013*	*2,585*	*1,026*	*2,103*	*1,900*	*2,00,311*	*2,74,407*	*1,53,705*	*2,48,818*	*2,53,518*
TOTAL	28,413	25,189	19,922	24,231	19,075	13,94,381	11,60,317	7,58,838	8,66,579	8,25,861
***Ores*, unenumerated (*II. F*)—**	Tons	Tons	Tons	Tons	Tons					
United Kingdom (*including* Channel Islands)	28	7	77	52	11	2,221	1,913	17,099	9,476	2,578
Straits Settlements	32	25	33	20	10	1,877	1,175	1,482	692	665
TOTAL BRITISH EMPIRE	60	32	110	72	21	4,098	3,088	18,581	10,168	3,243
TOTAL FOREIGN COUNTRIES	1	5	..	8	16	437	972	..	3,916	3,798

No. 10—*continued*

ARTICLES, AND COUNTRIES OF CONSIGNMENT; ALSO SHARE OF EACH PROVINCE	QUANTITY					VALUE				
	1929-30	1930-31	1931-32	1932-33	1933-34	1929-30	1930-31	1931-32	1932-33	1933-34
Metals and Ores—*continued*						R	R	R	R	R
Ores, unenumerated (II. F) —continued	Tons	Tons	Tons	Tons	Tons					
Share of Bengal	29	5	74	60	11	2,658	611	15,225	11,392	3,016
„ *Bombay*	..	7	3	..	16	..	1,913	1,360	..	3,191
„ *Sind*	..	..	..	..	..	..	236	14	..	..
„ *Madras*	..	..	..	..	..	..	..	..	..	93
„ *Burma*	32	25	33	20	10	1,877	1,300	1,482	698	665
TOTAL	61	37	110	80	37	4,535	4,060	18,581	14,096	6,971
Total Metals (excluding ***Ores***)—	Tons	Tons	Tons	Tons	Tons					
United Kingdom (*including* Channel Islands)	500,065	280,499	177,445	159,134	187,572	11,86,77,868	6,76,47,365	4,38,21,887	3,92,17,197	4,58,94,241
Aden and Dependencies	52	51	8	21	34	20,499	16,383	6,431	8,514	13,469
Bahrein Islands	12	19	10	21	22	8,086	8,491	5,870	11,0[illegible]	7,001
Ceylon (*excluding* Maldives)	1,862	1,878	1,155	1,557	1,028	3,22,001	2,73,128	1,51,674	1,80,715	76,178
Straits Settlements	3,108	3,474	2,429	2,725	2,038	79,32,006	57,78,539	41,81,999	47,50,7[illegible]	38,52,7[illegible]
Hongkong	30	117	9	679	938	15,030	66,649	11,549	1,64,378	1,79,709
Union of South Africa	..	..	..	..	51	258	140	59	..	28,464
Zanzibar and Pemba	16	86	37	41	47	9,419	7,212	4,455	3,091	3,033
Kenya Colony	28	49	39	18	17	12,998	17,220	13,373	6,016	4,518
Tanganyika Territory	12	12	8	20	9	5,595	6,485	3,661	6,047	3,315
Mauritius and Dependencies	19	72	6	..	1	13,084	36,718	2,510	..	343
Canada—										
Vid Atlantic Coast	529	317	408	419	759	4,20,767	3,45,989	2,50,103	1,11,264	3,66,485
„ Pacific „	23	..	130	2,292	213	7,469	..	27,5[illegible]	4,82,987	46,187
Commonwealth of Australia	2	1,253	2,044	3,759	5,615	3,767	3,20,560	4,25,070	7,94,467	12,73,991
Other British Possessions	5	6	4	2	10	2,861	2,808	1,717	1,485	3,[illegible]83
TOTAL BRITISH EMPIRE	506,725	287,838	183,727	170,688	198,454	12,74,68,210	7,47,26,697	4,64,05,410	4,56,88,715	5,32,84,[illegible]38
Finland	6	60	49	193	249	1,362	16,774	1[illegible],467	84,446	73,214
Esthonia	75	85	48	17	..	34,963	40,634	25,142	9,623	129
Sweden	2,582	2,425	3,480	3,147	3,033	11,26,229	9,81,789	14,16,090	11,97,859	13,44,4[illegible]7
Norway	2,315	2,066	1,368	1,558	1,428	7,86,140	6,50,835	4,05,623	4,51,098	3,72,567
Denmark	144	34	149	35	58	33,174	12,586	30,047	11,090	19,074
Poland (*including* Dantzig)	1,010	6,028	1,642	3,717	4,528	5,06,548	19,81,068	4,22,106	8 [illegible],190	8,92,[illegible]78
Germany	77,853	61,038	41,908	46,614	38,[illegible]96	2,90,75,127	2,25,61,424	1,56,89,518	2,02,90,480	1,36,18,664
Netherlands	2,300	4,964	2,981	3[illegible]313	3,463	4,92,148	11,31,105	7,61,857	7,67,686	6,32,[illegible]3
Belgium	315,153	209,705	119,051	105,890	74,014	4,23,24,150	2,84,10,538	1,59,25,[illegible]48	1,22,79,571	90,02,738
Luxemburg	43,933	20,341	25,088	20,087	16,[illegible]04	45,10,100	18,17,922	19,[illegible]3,675	13,[illegible]2,875	16,26,[illegible]82
France	37,474	31,913	18,690	12,727	13,344	74,14,507	50,11,087	35,33,571	14,61,171	14,75,[illegible]48
Spain	9	2	1	8	10	91,385	18,978	8,076	57,437	52,[illegible]82
Portugal (*including* Azores and Madeira)	13	..	190	..	..	9,212	..	47,354	..	50
Switzerland	716	359	296	210	110	11,15,[illegible]96	5,44,448	6,27,[illegible]82	2,53,[illegible]80	2,03,[illegible]86
Italy (*including* Fiume)	2,522	1,682	1,279	1,051	1,819	17,58,495	13,35,268	13,50,158	15,89,491	13,96,[illegible]27
Austria	2,217	1,996	1,237	802	668	14,09,634	9,18,884	6,63,902	4,91,[illegible]48	6,44,[illegible]4
Hungary	1,596	1,660	366	722	1,043	2,38,480	2,86,478	89,[illegible]98	1,30,[illegible]95	1,84,[illegible]41
Czechoslovakia	4,722	5,981	2,320	2,562	3,058	11,45,268	12,05,674	5,91,[illegible]80	6,[illegible]1,[illegible]3	7,77,[illegible]20
Kingdom of the Serbs-Croats and the Slovenes (Yugo-Slavia)	27	15	9	3	44	9,836	4,512	2,571	1,[illegible]29	13,[illegible]26
Greece	..	..	656	..	..	..	..	1,63,[illegible]72	3[illegible]0	..
Maskat Territory and Trucial Oman	5	12	8	3	4	1,859	5,443	4,297	1,[illegible]92	3,[illegible]76
Other Native States in Arabia	4	6	37	8	4	2,721	3,728	11,[illegible]30	4,931	1,719
Iraq	272	437	163	86	144	75,2[illegible]9	88,674	[illegible]0,472	88,421	1,38,[illegible]72
Persia	148	116	108	51	231	57,410	66,899	12,123	25,[illegible]08	34,5[illegible]2
Java	4	7	..	..	1	5,818	17,237	833	113	196

No. 10—*continued*

ARTICLES AND COUNTRIES OF CONSIGNMENT; ALSO SHARE OF EACH PROVINCE	Quantity					Value				
	1929-30	1930-31	1931-32	1932-33	1933-34	1929-30	1930-31	1931-32	1932-33	1933-34
						R	R	R	R	R
Metals and Ores—*continued*										
Total Metals (excluding *Ores*)—continued	Tons	Tons	Tons	Tons	Tons					
China (*exclusive* of Hongkong and Macão)	305	125	92	126	576	2,36,081	90,549	39,883	39,231	1,51,835
Japan	4,822	5,443	4,368	15,842	24,357	46,03,031	37,29,961	25,24,548	67,17,169	75,52,971
Portuguese East Africa	161	394	5	15	151	55,331	1,31,648	2,187	9,439	98,755
United States of America—										
Vid Atlantic Coast	19,859	19,940	7,505	5,692	5,083	1,11,22,062	1,11,80,479	27,92,901	17,50,257	10,47,572
„ Pacific „	345	4,150	1,206	48	168	1,18,679	12,60,971	2,61,263	25,756	38,084
Other Foreign Countries	27	13	5	2	6	6,532	6,494	2,799	2,484	2,075
TOTAL FOREIGN COUNTRIES	521,457	380,948	234,364	224,519	193,094	10,84,18,895	8,43,91,858	4,92,48,289	5,15,63,318	4,16,10,550
Share of Bengal	*435,681*	*227,019*	*127,746*	*135,409*	*137,213*	*9,94,38,493*	*5,55,20,569*	*2,98,50,866*	*3,19,20,677*	*3,36,04,042*
„ *Bombay*	*281,360*	*194,287*	*140,189*	*123,350*	*120,772*	*6,39,22,342*	*4,86,45,168*	*3,66,22,847*	*3,43,36,334*	*3,09,47,983*
„ *Sind*	*111,739*	*107,674*	*60,829*	*55,014*	*51,736*	*1,95,49,005*	*1,86,15,692*	*1,07,37,490*	*98,95,039*	*92,03,423*
„ *Madras*	*127,049*	*83,262*	*59,950*	*53,452*	*51,124*	*2,98,51,232*	*2,22,76,508*	*1,32,79,017*	*1,47,11,301*	*1,39,95,147*
„ *Burma*	*72,351*	*56,539*	*29,377*	*27,982*	*30,703*	*1,80,71,033*	*1,40,61,558*	*71,63,429*	*63,88,685*	*71,14,193*
TOTAL	1,028,180	668,781	418,091	395,207	391,548	23,58,82,105	15,91,18,495	9,70,53,699	9,72,52,036	9,48,04,788
***Total Ores*—**	Tons	Tons	Tons	Tons	Tons					
United Kingdom (*including* Channel Islands)	38	28	77	54	234	6,585	8,597	17,099	10,119	68,292
Straits Settlements	32	25	33	20	10	1,877	1,175	1,482	692	665
TOTAL BRITISH EMPIRE	70	48	110	74	244	8,462	9,772	18,581	10,811	68,957
Sweden	23	55	27	..	14	2,937	6,808	3,319	..	1,709
Norway	5,597	..	..	..	..	2,08,846	..	..	..	..
France	218	237	259	246	145	88,072	88,432	88,075	82,869	44,987
Other Foreign Countries	1	5	5	5	56	437	2,393	501	3,082	5,969
TOTAL FOREIGN COUNTRIES	5,839	297	291	251	215	3,00,292	97,633	92,795	85,951	52,665
Share of Bengal	*63*	*54*	*120*	*100*	*71*	*17,132*	*18,123*	*28,072*	*27,667*	*18,453*
„ *Bombay*	*90*	*137*	*84*	*72*	*155*	*30,817*	*40,078*	*26,850*	*23,656*	*34,858*
„ *Sind*	*124*	*129*	*164*	*133*	*223*	*49,608*	*47,904*	*55,972*	*44,847*	*67,551*
„ *Madras*	*3*	..	..	..	..	*459*	..	..	..	*95*
„ *Burma*	*5,629*	*25*	*33*	*20*	*10*	*2,10,738*	*1,300*	*1,452*	*692*	*665*
TOTAL	5,909	345	401	325	459	3,08,754	1,07,405	1,11,376	96,762	1,21,622
Total Metals and Ores	Tons	Tons	Tons	Tons	Tons					
	1,034,089	669,126	418,492	395,532	392,007	28,61,90,859	15,92,25,900	9,77,65,075	9,73,48,798	9,49,86,410
***Mica*—**										
***In Blocks (H. B)*—**	Cwts.	Cwts.	Cwts.	Cwts.	Cwts.					
United Kingdom (*including* Channel Islands)	59	410	124	42	79	11,463	64,572	17,405	10,880	12,378
Germany	145	27	65	3	1	6,659	5,302	14,250	112	1,072
France	488	1	..	..	..	14,455	640	..	..	..
Italy (*including* Fiume)	..	1	36	..	141	..	800	10,552	..	3,319
Madagascar	400	..	..	..	..	17,489	..	..	..	..
United States of America— *Vid* Atlantic Coast	13	156	20	103	162	3,625	49,612	5,111	3,886	11,022
Other Foreign Countries	19	33	..	..	..	1,572	5,635	..	..	..
TOTAL FOREIGN COUNTRIES	1,065	218	121	106	304	43,800	61,979	29,913	3,998	15,413
Share of Bengal	*1,124*	*388*	*225*	*148*	*373*	*55,263*	*1,22,071*	*45,356*	*14,878*	*26,795*
„ *Madras*	..	*240*	*20*	..	*10*	..	*4,265*	*1,365*	..	*195*
„ *Burma*	..	..	..	..	..	..	*275*	*599*	..	..
TOTAL	1,124	628	245	148	383	55,263	1,26,551	47,318	14,878	27,791

No. 10—*continued*

ARTICLES, AND COUNTRIES OF CONSIGNMENT; ALSO SHARE OF EACH PROVINCE	QUANTITY					VALUE				
	1929-30	1930-31	1931-32	1932-33	1933-34	1929-30	1930-31	1931-32	1932-33	1933-34
						R	R	R	R	R
Mica—*concluded*										
In splittings (II. B)—	Cwts.	Cwts.	Cwts.	Cwts.	Cwts.					
United Kingdom (*including* Channel Islands)	5	166	144	32	2	1,633	11,194	9,088	3,267	793
Other British Possessions	13	..	..	..	..	126	..	..	..	..
TOTAL BRITISH EMPIRE	18	166	144	32	2	1,759	11,194	9,988	3,267	793
Germany	94	82	108	15	..	8,114	12,256	6,321	1,200	..
United States of America—*Vid* Atlantic Coast	19	..	..	..	..	6,218	..	66	..	..
Other Foreign Countries	40	9	3	..	..	1,540	3,570	2,412	..	..
TOTAL FOREIGN COUNTRIES	153	91	111	15	..	15,872	15,826	8,798	1,200	..
Share of Bengal	*154*	*166*	*251*	*47*	..	*16,472*	*21,072*	*17,328*	*4,906*	..
,, *Bombay*	*17*	*3*	*4*	..	*2*	*1,159*	*948*	*589*	..	*298*
,, *Madras*	..	*88*	..	..	..	..	*2,866*	..	..	..
,, *Burma*	..	..	..	..	..	..	*134*	*869*	*467*	*501*
TOTAL	171	257	255	47	2	17,631	27,020	18,786	4,467	793
Total Mica—	Cwts.	Cwts.	Cwts.	Cwts.	Cwts.					
United Kingdom (*including* Channel Islands)	64	576	268	74	81	13,098	75,766	27,393	14,147	13,171
Other British Possessions	13	..	..	..	..	126	..	..	..	..
TOTAL BRITISH EMPIRE	77	576	268	74	81	13,222	75,766	27,393	14,147	13,171
Germany	239	109	173	18	1	14,778	17,558	20,571	1,812	1,078
Belgium	..	14	..	..	..	..	2,597	..	..	..
France	488	1	..	..	..	14,445	640	..	..	..
Italy (*including* Fiume)	..	1	39	..	141	..	800	12,964	..	3,219
Japan	59	28	..	..	..	3,112	6,598	..	..	..
Madagascar	400	..	..	..	..	17,489	..	..	..	..
United States of America—*Vid* Atlantic Coast	32	156	20	103	162	9,853	49,612	5,176	3,886	11,022
TOTAL FOREIGN COUNTRIES	1,218	309	232	121	304	59,678	77,805	38,711	5,198	15,413
Share of Bengal	*1,278*	*554*	*476*	*195*	*373*	*71,736*	*1,45,084*	*62,682*	*18,378*	*26,796*
,, *Bombay*	*17*	*3*	*4*	..	*2*	*1,159*	*948*	*589*	..	*298*
,, *Madras*	..	*328*	*20*	..	*10*	..	*7,130*	*1,268*	..	*995*
,, *Burma*	..	..	..	..	..	..	*409*	*1,468*	*467*	*501*
TOTAL	1,295	885	500	195	385	72,894	1,53,571	66,104	19,245	28,584
Oils—										
Animal—	Gals.	Gals.	Gals.	Gals.	Gals.					
Fish Oil (II. G)—										
United Kingdom (*including* Channel Islands)	161,172	277,482	[102,503	163,305	98,519	2,78,098	4,08,037	1,38,605	1,75,9 0	1,00,749
Other British Possessions	292	878	20	11	89	443	1,284	3	24	128
TOTAL BRITISH EMPIRE	161,464	278,360	102,523	163,316	98,608	2,78,541	4,09,321	1,38,678	1,75,924	1,00,877
Sweden	..	..	..	6,247	2	..	..	..	5,888	10
Norway	12,500	55,237	58,491	108,422	70,448	29,219	1,04,574	56,843	75,797	58,291
Denmark	..	4,894	13,689	184,377	31,279	..	11,669	24,128	316,766	46,912
Germany	..	17,343	6,963	50,604	102,891	..	15,019	5,214	81 2 1	1,32,613
Netherlands	..	4,431	..	644	..	..	7,123	..	488	..
Belgium	..	..	..	27,555	2,667	..	..	..	40 101	3,396
Japan	224,191	103,966	62,5 2	509,557	547,392	2,76,564	1,28,,95	42,222	4,34,164	4,48,994
Other Foreign Countries	75	1,316	739	13,006	5,384	93	1,445	841	7 972	2,279
TOTAL FOREIGN COUNTRIES	236,756	197,187	142,404	900,412	760,044	3,06,816	2,87,025	1,27,968	9,82,407	6,87,566

No. 10—*continued*

ARTICLES, AND COUNTRIES OF CONSIGNMENT; ALSO SHARE OF EACH PROVINCE	QUANTITY					VALUE				
	1929-30	1930-31	1931-32	1932-33	1933-34	1929-30	1930-31	1931-32	1932-33	1933-34
						R	R	R	R	R
Oils—*continued*										
Animal—continued										
Fish Oil (II. G)—*continued*	Gals.	Gals.	Gals.	Gals.	Gals.					
Share of Bengal	*374,248*	*405,482*	*190,872*	*412,218*	*498,501*	*5,28,159*	*5,53,743*	*1,82,847*	*3,63,020*	*3,88,023*
„ *Bombay*	*21,305*	*36,975*	*12,226*	*219,917*	*25,592*	*47,524*	*83,337*	*18,322*	*2,01,646*	*23,769*
„ *Sind*	*247*	*3,270*	*3,009*	*113,193*	*139,562*	*239*	*17,675*	*5,475*	*1,40,836*	*1,63,918*
„ *Madras*	*1,522*	*13,811*	*22,802*	*179,954*	*102,076*	*3,858*	*19,956*	*35,668*	*2,73,923*	*1,17,718*
„ *Burma*	*893*	*1,009*	*16,018*	*138,446*	*92,941*	*2,577*	*1,636*	*19,324*	*1,51,906*	*95,054*
TOTAL	398,220	465,547	244,927	1,063,728	858,672	5,82,357	6,76,346	2,61,636	11,31,331	7,88,473
Other kinds (II. G)—	Gals.	Gals.	Gals.	Gals.	Gals.					
United Kingdom (*including* Channel Islands)	5,932	643	2,222	1,978	1,480	16,328	2,376	5,190	4,737	4,471
Commonwealth of Australia	..	..	..	..	69	..	..	..	..	70
Total British Empire	5,932	643	2,222	1,978	1,549	16,328	2,376	5,190	4,737	4,541
TOTAL FOREIGN COUNTRIES	112	18	138	1,413	480	420	32	502	1,093	547
Share of Bengal	*1,219*	*186*	*262*	..	*1,238*	*2,718*	*562*	*957*	..	*2,134*
„ *Bombay*	*4,483*	*366*	*333*	*1,359*	*354*	*12,413*	*1,227*	*1,093*	*2,755*	*683*
„ *Sind*	*82*	*97*	*94*	*63*	*65*	*912*	*519*	*652*	*921*	*519*
„ *Madras*	*256*	*11*	*1,670*	*1,821*	*359*	*630*	*100*	*2,930*	*1,759*	*1,582*
„ *Burma*	*4*	..	*1*	*148*	*13*	*75*	..	*20*	*395*	*70*
TOTAL	6,044	661	2,360	3,391	2,029	16,748	2,408	5,692	5,830	5,083
Total Animal Oils—	Gals.	Gals.	Gals.	Gals.	Gals.					
United Kingdom (*including* Channel Islands)	167,104	278,125	104,725	165,283	99,999	2,94,426	4,10,413	1,38,795	1,83,687	1,05,220
Other British Possessions	292	878	25	11	158	443	1,284	105	24	198
TOTAL BRITISH EMPIRE	167,396	279,003	104,750	165,294	100,157	2,94,869	4,11,697	1,38,900	1,83,661	1,05,418
Sweden	..	..	..	6,247	441	..	..	..	5,828	371
Norway	12,500	55,237	58,491	108,422	70,448	29,219	1,04,574	55,543	75,797	58,301
Denmark	..	4,894	13,689	184,377	31,279	..	11,669	24,188	3,16,768	46,912
Germany	4	17,343	7,008	50,736	102,932	10	15,019	5,346	81,563	1,32,799
Netherlands	..	4,431	..	644	..	..	7,323	..	488	..
Belgium	..	..	..	27,555	2,667	..	..	..	40,101	3,398
Japan	224,181	103,984	62,522	509,557	547,393	2,74,504	1,27,027	42,222	4,24,165	4,48,994
Other Foreign countries	183	1,316	827	14,287	5,384	503	1,445	1,179	8,790	2,278
TOTAL FOREIGN COUNTRIES	236,868	187,205	142,537	901,825	760,544	3,04,236	2,67,057	1,28,428	9,53,500	6,88,143
Share of Bengal	*375,467*	*405,668*	*191,134*	*412,218*	*499,739*	*5,30,877*	*5,54,305*	*1,83,844*	*3,63,020*	*3,90,157*
„ *Bombay*	*25,788*	*37,342*	*12,559*	*221,276*	*25,946*	*59,937*	*84,564*	*19,415*	*2,04,401*	*24,443*
„ *Sind*	*329*	*3,367*	*3,103*	*113,256*	*139,627*	*1,151*	*18,194*	*6,127*	*1,41,757*	*1,64,437*
„ *Madras*	*1,778*	*13,822*	*24,472*	*181,775*	*102,435*	*4,488*	*20,056*	*38,598*	*2,75,682*	*1,19,400*
„ *Burma*	*502*	*1,009*	*16,019*	*138,594*	*92,954*	*2,652*	*1,636*	*19,344*	*1,52,301*	*95,124*
TOTAL	404,264	466,208	247,287	1,067,119	860,701	5,99,105	6,78,754	2,67,328	11,37,161	7,93,561
Essential—	Gals.	Gals.	Gals.	Gals.	Gals.					
Synthetic (II. G)—										
United Kingdom (*including* Channel Islands)	244	41	66	1,528	1,480	14,130	3,251	2,230	13,462	35,709
Other British Possessions	1	1	1	1	63	84	70	70	120	620
TOTAL BRITISH EMPIRE	245	42	67	1,529	1,543	14,214	3,321	2,300	13,582	36,329
Germany	1,049	804	615	1,573	3,943	41,621	31,455	21,857	78,178	1,48,257
Netherlands	623	940	939	2,055	3,168	30,231	31,855	36,149	95,850	1,15,249
France	1,083	776	839	1,145	1,758	56,138	28,946	32,953	72,339	1,10,672
Switzerland	99	163	40	240	268	4,610	9,224	2,424	12,188	27,573
Other Foreign Countries	18	6	59	64	434	471	55	3,245	1,319	4,049
TOTAL FOREIGN COUNTRIES	2,872	2,689	2,492	5,077	9,571	1,33,071	1,01,035	96,628	2,54,874	4,05,500

No. 10—*continued*

ARTICLES, AND COUNTRIES OF CONSIGNMENT; ALSO SHARE OF EACH PROVINCE	QUANTITY					VALUE				
	1929-30	1930-31	1931-32	1932-33	1933-34	1929-30	1930-31	1931-32	1932-33	1933-34
						R	R	R	R	R
Oils—*continued*										
***Essential*—continued**										
Synthetic (II. G)—*continued*	Gals.	Gals.	Gals.	Gals.	Gals.					
Share of Bengal	..	..	17	1,398	4,313	..	..	617	70,316	1,56,138
,, *Bombay*	2,870	2,211	2,004	3,143	2,540	1,41,336	93,753	91,300	1,70,946	1,55,264
,, *Sind*	211	451	455	617	2,936	4,536	4,350	3,636	10,453	60,256
,, *Madras*	2	40	76	1,352	663	281	4,563	2,693	10,455	67,106
,, *Burma*	34	49	7	96	329	1,132	1,370	632	5,794	11,3 6
TOTAL	3,117	2,731	2,559	6,606	11,114	1,47,285	1,04,366	98,928	2,68,456	4,42,129
Natural—										
Almond (II. G)—	Gals.	Gals.	Gals.	Gals.	Gals.					
TOTAL BRITISH EMPIRE	15	10	2	74	214	383	117	49	1,430	3,690
TOTAL FOREIGN COUNTRIES	8	1	..	28	82	174	13	15	377	1,189
Share of Bengal	2	..	..	2	4	46	..	..	37	99
,, *Bombay*	..	..	..	46	180	..	17	..	909	2,661
,, *Sind*	1	1	..	7	21	45	40	.	96	433
,, *Madras*	13	2	2	46	85	324	60	64	718	1,510
,, *Burma*	7	8	..	1	5	142	13	..	33	106
TOTAL	23	11	2	103	296	557	119	64	1,607	4,809
Bergamot (II. G)—	Gals.	Gals.	Gals.	Gals.	Gals.					
United Kingdom (*including* Channel Islands)	1	..	6	28	82	162	..	240	1,901	4,329
Italy (*including* Fiume)	..	..	..	15	358	..	6	..	941	12,405
Other Foreign Countries	27	10	3	79	191	3,089	878	306	4,589	9,258
TOTAL FOREIGN COUNTRIES	27	10	3	94	549	3,089	884	306	5,530	21,663
Share of Bengal	..	..	..	52	487	..	..	..	3,648	1 ,839
,, *Bombay*	..	1	3	48	98	..	130	162	2 765	4,977
,, *Sind*	..	..	..	2	15	..	6	..	134	663
,, *Madras*	..	1	..	..	17	..	80	..	..	849
,, *Burma*	28	8	6	14	14	3,251	648	341	337	669
TOTAL	28	10	9	122	631	3,251	864	846	7,431	26,902
Cajuputti (II. G)—	Gals.	Gals.	Gals.	Gals.	Gals.					
Straits Settlements	1,369	1,038	1,189	992	799	24,139	17,465	18,413	14,572	10,536
Other British Possessions	53	78	16	85	35	1,587	1,303	360	1,399	784
TOTAL BRITISH EMPIRE	1,422	1,116	1,205	1,077	834	25,716	18,768	18,773	15,971	11,6 0
TOTAL FOREIGN COUNTRIES	181	1,113	157	115	171	3,309	6,725	2,066	1,903	2,601
Share of Bengal	317	978	239	147	143	5,220	4,325	3,379	1,897	1,794
,, *Bombay*	423	351	554	387	295	6,696	5,951	5,640	4,138	4,003
,, *Sind*	26	39	3	14	67	471	752	51	286	898
,, *Madras*	85	236	323	32	2	2,539	3,762	6,733	468	67
,, *Burma*	752	96	224	712	499	15,099	10 153	4,026	11,018	7,7 9
TOTAL	1,603	2,229	1,362	1,192	1,005	29,025	25,573	20,839	17,876	13 821
Camphor (II. G)—	Gals.	Gals.	Gals.	Gals.	Gals.					
TOTAL BRITISH EMPIRE	113	..	1	4	624	337	..	11	56	1 [illegible]
Germany	7	323	1,950	1,940	1,849	46	863	4,605	6 227	3,864
Netherlands	924	3,610	2,549	841	287	1,648	7,193	4,238	1,665	1,070
China (*exclusive of* Hong Kong and Macao)	3,640	..	..	..	..	8,211	..	..	..	..
Japan	8,656	7,724	9,916	9,518	9,322	23,036	2 349	28,174	19 151	18,473
Other Foreign Countries	..	3	..	..	..	..	20	..	..	..
TOTAL FOREIGN COUNTRIES	13,227	11,660	14,415	12,121	11 258	32,940	31,925	36,917	27,045	23,547

No. 10—*continued*

ARTICLES, AND COUNTRIES OF CONSIGNMENT; ALSO SHARE OF EACH PROVINCE	QUANTITY					VALUE				
	1929-30	1930-31	1931-32	1932-33	1933-34	1929-30	1930-31	1931-32	1932-33	1933-34
						R	R	R	R	R
Oils—*continued*										
***Essential*—continued**										
Natural—*continued*										
Camphor (II. G)—*continued*	Gals.	Gals.	Gals.	Gals.	Gals.					
Share of Bengal	*3,672*	*7,207*	*9,761*	*7,473*	*6,933*	*21,525*	*17,892*	*22,326*	*15,878*	*12,716*
,, *Bombay*	*4,661*	*4,442*	*4,530*	*3,838*	*4,301*	*11,685*	*13,929*	*14,329*	*8,643*	*10,502*
,, *Sind*	*6*	..	..	*514*	*201*	*41*	..	..	*1,292*	*783*
,, *Madras*	..	*3*	*125*	*461*	*451*	..	*20*	*273*	*1,250*	*1,174*
,, *Burma*	*1*	*8*	..	*12*	..	*26*	*24*	...	*38*	..
TOTAL	13,340	11,660	14,416	12,298	11,886	33,277	31,865	36,928	27,101	25,175
	Gals.	Gals.	Gals.	Gals.	Gals.					
Cloves (II. G)—										
TOTAL BRITISH EMPIRE	13	12	15	37	244	597	561	669	1,148	7,137
TOTAL FOREIGN COUNTRIES	36	36	..	183	325	1,633	1,453	..	4,989	10,072
Share of Bengal	*23*	*12*	..	*43*	*224*	*1,000*	*517*	..	*1,775*	*6,696*
,, *Bombay*	*6*	*13*	..	*125*	*212*	*332*	*498*	...	*2,893*	*6,859*
,, *Sind*	*7*	*5*	..	*16*	*54*	*150*	*147*	...	*467*	*1,565*
,, *Madras*	*1*	*13*	*14*	*26*	*56*	*117*	*602*	*621*	*810*	*1,470*
,, *Burma*	*12*	*5*	*1*	*5*	*23*	*631*	*250*	*48*	*187*	*719*
TOTAL	49	48	15	220	569	2,220	2,014	669	6,132	17,209
Dill (II. G)—	Gals.	Gals.	Gals.	Gals.	Gals.					
United Kingdom	..	..	..	..	..	..	21	..	..	..
TOTAL FOREIGN COUNTRIES	..	2	..	..	7	..	154	..	..	301
Share of Bombay	..	*2*	..	..	..	..	*135*	..	..	..
,, *Sind*	..	..	..	..	*7*	..	..	..	..	*301*
,, *Madras*	..	..	..	..	..	..	*19*	..	..	..
,, *Burma*	..	..	..	..	..	..	*21*	..	..	..
TOTAL	..	2	..	..	7	..	175	..	..	301
Eucalyptus (II. G)—	Gals.	Gals.	Gals.	Gals.	Gals.					
United Kingdom (*including* Channel Islands)	686	223	542	675	1,110	17,848	5,203	13,832	13,126	22,691
Commonwealth of Australia	487	915	476	945	1,228	6,005	9,272	4,499	7,167	6,978
Other British Possessions	15	3	27	45	12	506	74	931	419	46
TOTAL BRITISH EMPIRE	1,188	1,141	1,045	1,665	2,350	24,354	14,549	19,262	20,712	29,715
TOTAL FOREIGN COUNTRIES	42	42	91	235	163	567	1,005	798	845	906
Share of Bengal	*389*	*551*	*416*	*561*	*1,133*	*5,863*	*5,243*	*4,624*	*6,720*	*13,762*
,, *Bombay*	*488*	*168*	*426*	*542*	*473*	*14,564*	*4,991*	*12,349*	*8,722*	*11,093*
,, *Sind*	*4*	*2*	*77*	*267*	*195*	*79*	*142*	*924*	*2,134*	*2,173*
,, *Madras*	..	*87*	*35*	*102*	*60*	*5*	*937*	*393*	*1,017*	*416*
,, *Burma*	*349*	*375*	*182*	*428*	*659*	*4,410*	*4,241*	*1,770*	*2,964*	*3,247*
TOTAL	1,230	1,183	1,136	1,900	2,513	24,921	15,554	20,060	21,557	30,681
Lavender (II. G)—	Gals	Gals.	Gals.	Gals.	Gals.					
United Kingdom (*including* Channel Islands)	13	1	6	27	108	718	141	254	1,712	7,990
Germany	8	2	..	10	134	691	178	..	599	10,287
Netherlands	14	12	7	89	96	1,126	862	389	3,690	6,302
France	23	15	.	78	509	2,075	1,403	..	3,865	31,755
Switzerland	..	..	..	1	14	4	..	..	81	718
TOTAL FOREIGN COUNTRIES	45	29	7	178	853	3,896	2,438	389	8,185	49,062
Share of Bengal	*20*	*6*	*1*	*135*	*725*	*1,634*	*525*	*33*	*5,233*	*43,857*
,, *Bombay*	*4*	*5*	*6*	*54*	*199*	*384*	*324*	*330*	*3,493*	*10,440*
,, *Sind*	*2*	*2*	*1*	*6*	*10*	*53*	*110*	*84*	*437*	*737*
,, *Madras*	*1*	*3*	..	*5*	*24*	*76*	*992*	..	*294*	*1,815*
,, *Burma*	*31*	*14*	*5*	*5*	*3*	*2,467*	*1,328*	*196*	*299*	*203*
TOTAL	58	30	13	205	961	4,614	2,579	643	9,847	57,052

No. 10—*continued*

ARTICLES, AND COUNTRIES OF CONSIGNMENT; ALSO SHARE OF EACH PROVINCE	QUANTITY					VALUE				
	1929-30	1930-31	1931-32	1932-33	1933-34	1929-30	1930-31	1931-32	1932-33	1933-34
Oils—*continued*						R	R	R	R	R
Essential—continued										
Natural—*continued*										
Lemon (II. G)—	Gals.	Gals.	Gals.	Gals.	Gals.					
United Kingdom (*including* Channel Islands)	1,309	1,143	944	928	930	81,075	45,662	28,960	27,074	26,388
Other British Possessions	..	..	..	43	..	..	..	..	374	..
TOTAL BRITISH EMPIRE	1,309	1,143	944	971	930	81,075	45,662	28,960	27,448	26,388
Italy (*including* Fiume)	..	200	130	98	425	..	6,597	3,518	3,060	9,016
United States of America—*Vid* Atlantic Coast	169	1	1	..	5	7,460	309	165	..	131
Other Foreign Countries	53	211	779	215	221	2,275	6,777	5,707	6,132	7,523
TOTAL FOREIGN COUNTRIES	222	412	910	313	651	9,735	13,683	8,390	9,192	17,275
Share of Bengal	*34*	*64*	*61*	*140*	*540*	*1,219*	*2,466*	*1,669*	*3,493*	*13,016*
,, *Bombay*	*495*	*323*	*363*	*307*	*378*	*30,777*	*11,806*	*11,326*	*9,460*	*10,639*
,, *Sind*	*748*	*861*	*570*	*703*	*469*	*39,290*	*30,986*	*14,769*	*19,859*	*12,511*
,, *Madras*	*208*	*193*	*790*	*47*	*171*	*15,769*	*7,463*	*6,942*	*1,626*	*5,688*
,, *Burma*	*46*	*114*	*70*	*78*	*32*	*3,755*	*6,624*	*2,654*	*2,304*	*1,594*
TOTAL	1,531	1,555	1,854	1,284	1,590	90,810	59,345	37,350	36,640	44,063
Otto Rose (II. G)—	Gals.	Gals.	Gals.	Gals.	Gals.					
TOTAL BRITISH EMPIRE	..	1	..	4	9	334	747	296	874	1,947
TOTAL FOREIGN COUNTRIES	..	..	13	12	96	107	..	289	1,234	6,414
Share of Bengal	..	..	*12*	*1*	*44*	..	..	*211*	*556*	*2,371*
,, *Bombay*	..	..	..	*11*	*37*	*70*	..	..	*900*	*2,163*
,, *Sind*	..	..	..	..	*2*	..	..	..	*78*	*211*
,, *Madras*	..	*1*	..	*4*	*21*	*9*	*334*	..	*358*	*3,263*
,, *Burma*	..	..	*1*	..	*1*	*362*	*363*	*373*	*238*	*409*
TOTAL	..	1	13	16	105	441	747	585	2,078	8,361
Peppermint (II. G)—	Gals.	Gals.	Gals.	Gals.	Gals.					
United Kingdom (*including* Channel Islands)	185	116	15	20	110	12,820	8,256	1,048	1,104	5,941
Straits Settlements	370	..	58	200	..	19,285	..	3,625	6,750	..
Hongkong	..	111	37	..	..	..	5,333	832	..	..
TOTAL BRITISH EMPIRE	555	227	110	220	110	32,105	10,508	4,505	7,854	5,941
Germany	121	111	158	177	241	7,547	4,371	8,110	11,439	8,691
France	61	4	116	2	1	1,102	83	5,447	101	118
Japan	1,762	963	1,119	1,783	1,065	98,110	60,725	44,805	58,135	50,850
Other Foreign Countries	42	94	4	151	51	2,696	4,705	243	4,296	4,782
TOTAL FOREIGN COUNTRIES	1,986	1,172	1,397	2,063	2,258	1,09,455	80,384	58,405	73,530	78,251
Share of Bengal	*476*	*422*	*204*	*342*	*373*	*24,486*	*19,630*	*10,171*	*14,760*	*15,648*
,, *Bombay*	*1,363*	*776*	*1,050*	*1,116*	*1,630*	*77,397*	*53,066*	*42,748*	*48,158*	*50,968*
,, *Sind*	*95*	*87*	*93*	*230*	*99*	*4,584*	*3,832*	*3,029*	*6,118*	*3,933*
,, *Madras*	*210*	*83*	*70*	*167*	*312*	*11,328*	*3,096*	*2,389*	*6,562*	*7,097*
,, *Burma*	*397*	*83*	*90*	*240*	*54*	*23,735*	*1,504*	*4,077*	*4,712*	*1,606*
TOTAL	2,541	1,399	1,507	2,288	2,469	1,41,560	80,982	62,914	81,784	79,192
Other sorts (II. G)—	Gals.	Gals.	Gals.	Gals.	Gals.					
United Kingdom (*including* Channel Islands)	5,932	3,369	3,534	4,166	2,897	2,28,372	1,19,748	1,25,996	97,614	74,650
Ceylon (*excluding* Maldives)	3,484	6,256	5,974	5,241	5,206	49,057	91,780	79,508	70,201	60,408
Straits Settlements	686	2	10	86	167	12,707	215	199	1,924	2,078
Hongkong	773	2,682	1,026	1,056	1,395	13,094	38,959	10,581	10,244	14,203
Other British Possessions	70	73	6	15	19	4,537	5,107	676	1,520	1,110
TOTAL BRITISH EMPIRE	10,945	12,382	10,550	10,584	9,904	3,07,757	2,55,870	2,18,850	1,81,508	1,53,149

No. 10—*continued*

ARTICLES, AND COUNTRIES OF CONSIGNMENT; ALSO SHARE OF EACH PROVINCE	QUANTITY					VALUE				
	1929-30	1930-31	1931-32	1932-33	1933-34	1929-30	1930-31	1931-32	1932-33	1933-34
						R	R	R	R	R
Oils—*continued*										
Essential—concluded										
Natural—*concluded*										
Other sorts (II. G)— *continued*	Gals.	Gals.	Gals.	Gals.	Gals.					
Germany	3,631	3,943	3,145	2,898	1,278	3,66,030	1,72,682	1,19,102	1,50,156	45,255
Netherlands	3,326	3,959	3,810	2,884	1,613	1,23,135	1,71,768	1,34,852	1,24,406	51,558
Belgium	..	175	..	28	8	..	5,165	..	1,587	82
France	2,866	2,226	2,950	1,893	726	1,29,478	91,584	96,086	1,06,689	57,193
Switzerland	221	219	120	240	52	26,914	18,012	13,119	21,070	3,986
Italy (*including* Fiume)	475	547	557	573	198	43,727	26,744	19,682	21,027	6,644
Java	42	178	281	239	510	1,848	8,608	5,336	4,431	7,298
China (*exclusive* of Hongkong and Macão)	676	746	994	1,443	840	14,476	9,890	10,143	13,726	7,371
Japan	188	204	343	65	29	4,972	2,514	19,484	922	323
United States of America—*Vid* Atlantic Coast	20	113	158	74	206	1,389	2,212	5,810	637	1,049
Other Foreign Countries	82	9	37	..	175	2,777	607	395	3	1,041
TOTAL FOREIGN COUNTRIES	11,527	12,819	12,395	10,337	5,644	7,14,746	5,04,786	4,24,009	4,45,314	1,81,800
Share of Bengal	*15,029*	*14,938*	*12,630*	*12,191*	*5,677*	*7,78,139*	*5,11,885*	*3,75,832*	*4,30,829*	*1,38,380*
,, ***Bombay***	*4,390*	*5,819*	*5,473*	*4,733*	*5,668*	*1,28,864*	*1,26,744*	*1,40,791*	*1,00,417*	*1,12,357*
,, ***Sind***	*906*	*1,474*	*1,868*	*878*	*1,301*	*16,540*	*27,092*	*33,455*	*17,716*	*25,605*
,, ***Madras***	*1,506*	*1,643*	*2,419*	*2,567*	*2,080*	*74,513*	*79,659*	*76,815*	*63,645*	*45,791*
,, ***Burma***	*641*	*527*	*555*	*552*	*822*	*24,457*	*18,376*	*13,963*	*14,210*	*12,866*
TOTAL	22,472	24,701	22,945	20,921	15,548	10,22,503	7,63,656	6,40,859	6,26,817	3,34,999
Total Essential Oils—	Gals.	Gals.	Gals.	Gals.	Gals.					
United Kingdom (*including* Channel Islands)	8,452	4,991	5,144	7,576	7,850	3,57,922	1,82,111	1,73,801	1,60,845	1,92,372
Ceylon (*excluding* Maldives)	3,484	6,258	5,977	5,349	5,281	49,182	94,824	79,552	71,007	61,674
Straits Settlements	2,512	1,041	1,285	1,279	986	56,818	17,743	22,238	23,373	13,664
Hongkong	814	2,797	1,063	1,056	1,595	13,288	44,378	11,413	10,244	14,206
Commonwealth of Australia	557	977	482	960	1,253	10,537	13,782	5,175	8,087	8,307
Other British Possessions	..	11	..	..	..	5	597	..	..	..
TOTAL BRITISH EMPIRE	15,819	16,075	13,951	16,220	16,965	4,87,752	3,53,435	2,92,269	2,74,156	2,89,623
Germany	4,866	5,270	5,919	6,653	7,622	4,17,284	2,12,544	1,54,360	2,44,038	2,28,504
Netherlands	4,095	9,568	7,384	6,178	5,602	1,63,146	2,20,000	1,77,684	2,36,111	1,92,001
Belgium	5	175	70	28	84	78	5,165	3,300	1,587	949
France	4,115	3,070	4,602	3,265	3,297	1,90,591	1,23,317	1,38,213	1,88,962	2,08,256
Switzerland	323	389	160	482	350	31,733	27,319	15,543	33,454	33,049
Italy (*including* Fiume)	475	747	692	686	1,054	43,727	33,347	22,387	25,628	30,185
Java	99	281	418	864	613	2,918	5,499	7,019	6,205	8,673
China (*exclusive* of Hongkong and Macão)	4,391	775	994	1 557	920	24,010	10,694	10,143	15,267	8,531
Japan	10,606	9,025	11,429	11,537	11,671	1,26,117	69,295	92,634	78,952	79,607
United States of America—										
Vid Atlantic Coast	213	149	162	139	232	10,207	5,057	6,196	2,257	2,108
,, Pacific ,,	..	..	..	..	..	..	..	8	..	..
Other Foreign Countries	85	27	50	45	183	2,911	1,257	635	909	1,298
TOTAL FOREIGN COUNTRIES	30,173	29,485	31,880	30,929	31,628	10,12,722	7,14,304	6,28,112	8,33,870	7,93,761
Share of Bengal	*24,960*	*24,178*	*23,361*	*22,505*	*20,636*	*8,39,066*	*5,62,489*	*4,18,864*	*5,56,615*	*4,23,206*
,, *Bombay*	*14,702*	*14,139*	*14,409*	*14,448*	*16,310*	*4,12,141*	*2,91,294*	*3,22,185*	*3,58,384*	*3,84,861*
,, *Sind*	*2,006*	*2,902*	*3,067*	*3,254*	*5,377*	*65,789*	*67,307*	*55,991*	*59,013*	*1,10,400*
,, *Madras*	*2,027*	*2,606*	*3,853*	*4,799*	*3,343*	*1,03,961*	*1,01,125*	*95,419*	*87,346*	*1,21,102*
,, *Burma*	*2,297*	*1,737*	*1,141*	*2,141*	*2,427*	*79,517*	*45,614*	*27,922*	*46,165*	*43,315*
TOTAL	45,992	45,560	45,831	47,149	48,593	15,00,474	10,67,829	9,20,381	11,07,526	10,83,384

No. 10—*continued*

ARTICLES, AND COUNTRIES OF CONSIGNMENT; ALSO SHARE OF EACH PROVINCE	QUANTITY					VALUE				
	1929-30	1930-31	1931-32	1932-33	1933-34	1929-30	1930-31	1931-32	1932-33	1933-34
Oils—*continued*						R	R	R	R	R
Mineral—										
Fuel oils (II. G)—	Gals.	Gals.	Gals.	Gals.	Gals.					
United Kingdom (*including* Channel Islands)	..	132,234	191,395	14,940	80,955	..	24,573	34,770	2,563	33,923
Ceylon (*excluding* Maldives)	3,150	..	..	..	..	1,954	..	..	..	..
Straits Settlements	11,389,505	5,102,298	2,208,692	77,353	170,993	23,14,247	10,19,886	4,50,277	21,375	47,871
British Borneo	9,807,644	15,014,721	12,340,894	13,336,903	14,566,124	20,55,539	30,47,338	24,66,195	25,29,0 3	26,77,306
TOTAL BRITISH EMPIRE	21,200,380	20,249,253	14,740,981	13,429,196	14,818,074	43,71,740	40,91,792	29,51,242	25,52,941	27,59,099
Union of Socialist Soviet Republics—Southern	..	..	..	4,152,744	2,958,454	..	..	..	7,73,183	5,45,780
Germany	..	..	8,513	224,263	..	..	..	3,251	63,153	..
Roumania	..	..	968,360	5,109,764	3,542,531	..	..	1,75,347	10,18,160	15,47,630
Persia	80,444,604	75,681,166	69,238,363	65,567,472	62,339,798	1,49,61,207	1,42,01,992	1,37,50,086	1,26,56,530	1,17,60,360
Sumatra	..	346,330	1,524,028	1,661,721	..	..	2,01,734	2,68,477	2,77,196	..
Borneo (Dutch)	8,454,691	9,189,318	11,921,674	12,588,474	14,922,480	16,33,294	22,40,659	25,54,362	25,55,351	26,11,138
Dutch Guinea	..	..	..	377,784	..	..	..	..	64,364	..
Japan	102,044	..	..	..	..	18,450	..	..	..	..
Egypt	..	152,033	67,801	40,075	..	..	51,519	22,748	11,603	..
United States of America—										
Vid Atlantic Coast	1,060	485,061	1,007,427	792,519	175,626	306	1,78,541	2,54,733	1,76,489	61,351
„ Pacific „	..	233,054	1,331,777	583,774	113,813	..	67,869	3,36,154	1,99,567	40,357
Other Foreign Countries	400	13,298	20,000	..	..	55	2,665	3,600	..	..
TOTAL FOREIGN COUNTRIES	89,002,799	86,100,255	86,087,943	91,098,590	89,052,696	4,66,03,312	1,69,42,579	1,74,28,663	1,77,97,898	1,65 66,516
Share of Bengal	*9,698,457*	*9,538,143*	*10,436,395*	*9,254,531*	*9,193,706*	*19,13,498*	*22,01,601*	*23,01,184*	*22,69,317*	*17,45,707*
„ *Bombay*	*49,999,974*	*49,278,463*	*60,456,716*	*60,640,261*	*59,450,186*	*99,68,083*	*99,64,023*	*1,03,93,910*	*1,14,54,138*	*1,01,76,791*
„ *Sind*	*10,329,101*	*13,168,574*	*12,607,476*	*12,879,870*	*11,914,619*	*21,89,963*	*26,93,772*	*25,74,263*	*25,01,876*	*23,19,301*
„ *Madras*	*16,524,388*	*16,357,174*	*18,421,117*	*16,425,148*	*21,366,917*	*37,11,673*	*37,46,471*	*40,18,878*	*34,63,098*	*42,41,324*
„ *Burma*	*23,651,268*	*18,007,159*	*8,907,320*	*6,327,986*	*2,016,342*	*31,91,833*	*24,23,893*	*11,34,799*	*7,22,717*	*2,93,553*
TOTAL	110,203,188	106,349,508	100,828,924	104,527,786	103,870,770	2,09,75,052	2,10,34,871	2,03,79,905	2,03,50,539	1,93,25,613
Kerosene (In bulk) (II. G)—	Gals.	Gals.	Gals.	Gals.	Gals.					
Straits Settlements	11,250,706	432,070	8,450	..	..	58,12,336	2,17,298	6,989	..	..
Union of Socialist Soviet Republics—										
Southern	36,845,298	47,014,425	41,460,969	40,893,497	38,234,358	1,92,63,430	2,42,04,936	1,84,70,616	1,68,61,829	1,50,18,206
Roumania	..	..	882,756	6,287,374	9,974,399	..	..	5,51,722	2 .13,827	28,13,186
Persia	29,242,327	18,085,539	17,512,391	6,298,895	..	1,56,95,930	94,80,606	90,69,447	26,70,068	..
Reunion	..	..	..	..	1,467,068	..	..	..	..	3,60,772
Sumatra	..	..	..	765,672	1,697,590	..	..	..	2,27,903	10,87,519
Java	..	..	..	..	4,215,883	..	..	..	..	18,44,887
Borneo (Dutch)	3,420,703	..	4,413,566	..	..	21,49,538	..	20,11,245	..	..
Celebes and other Islands	2,155,536	11,938,746	..	1,313,023	..	11,00,221	60,93,736	..	8,70,638	..
United States of America—										
Vid Atlantic Coast	18,841,836	11,252,097	12,510,857	2,637,395	1,037,742	1,08,40,805	62,74,093	60,96,801	9,89,022	4,47,906
„ Pacific „	..	21,661	291,530	66,636	..	..	18,229	1,89,807	36,360	..
TOTAL FOREIGN COUNTRIES	90,505,700	88,312,468	77,072,061	58,262,492	56,628,060	4,90,49,925	4,50,71,602	3,63,88,126	2,44,17,049	2,15,78,578
Share of Bengal	*28,365,735*	*21,046,312*	*25,636,811*	*17,164,295*	*19,639,468*	*1,71,57,166*	*1,07,22,526*	*1,05,99,274*	*65,13,399*	*54,50,138*
„ *Bombay*	*39,011,629*	*30,282,743*	*26,193,971*	*22,850,256*	*20,210,592*	*1,84,42,877*	*1,52,99,131*	*1,27,61,693*	*93,20,945*	*64,51,897*
„ *Sind*	*19,057,239*	*21,491,510*	*17,362,161*	*7,511,893*	*9,267,979*	*83,09,578*	*99,58,643*	*77,84,941*	*30,95,781*	*37,23,876*
„ *Madras*	*15,321,303*	*15,922,182*	*5,832,561*	*10,745,443*	*7,460,041*	*96,32,856*	*93,01,390*	*51,34,170*	*54,66,930*	*61,21,518*
TOTAL	191,756,406	88,745,147	77,060,511	58,262,422	56,628,060	5,45,62,261	4,52,88,900	3,63,95,077	2,44,17,049	2,15,78,578

No. 10—*continued*

ARTICLES, AND COUNTRIES OF CONSIGNMENT; ALSO SHARE OF EACH PROVINCE	QUANTITY					VALUE				
	1929-30	1930-31	1931-32	1932-33	1933-34	1929-30	1930-31	1931-32	1932-33	1933-34
						R	R	R	R	R
Oils—*continued*										
Mineral—continued										
Kerosene (in tins) (II. G)—	Gals.	Gals.	Gals.	Gals.	Gals.					
Straits Settlements	16,196	3,250	6,704	..	12	9,921	2,467	2,150	..	9
Other British Possessions	80	147	9	438	234	13	106	4	244	126
TOTAL BRITISH EMPIRE	16,226	3,397	6,713	438	246	9,934	2,573	2,154	244	135
Persia	150,164	128,335	1,039,535	260,260	201,875	1,01,142	84,701	4,76,629	2,01,389	1,92,630
United States of America—*Vid* Atlantic Coast	4,127,050	8,343,331	2,856,777	970,078	1,227,207	36,21,478	68,01,220	24,96,763	7,53,789	9,01,041
„ Pacific „	407,058	1,673,104	4,702,853	..	..	2,78,122	12,20,753	39,69,516	..	..
Other Foreign Countries	425	16	3,531	47	231	500	17	1,808	24	167
TOTAL FOREIGN COUNTRIES	4,684,697	10,144,786	8,602,696	1,230,985	1,519,313	40,01,242	81,06,691	69,44,712	9,55,202	10,93,844
Share of Bengal	*1,396,010*	*4,293,829*	*4,383,949*	*39,207*	*372*	*13,07,879*	*34,55,936*	*44,31,963*	*41,391*	*300*
„ *Bombay*	*824,111*	*2,047,627*	*952,379*	*576*	*32,702*	*6,58,685*	*14,40,808*	*6,80,176*	*359*	*60,558*
„ *Sind*	*1,087,511*	*1,349,818*	*1,507,098*	*260,530*	*333,127*	*9,34,482*	*11,08,613*	*3,10,864*	*2,01,603*	*2,31,811*
„ *Madras*	*533,278*	*1,644,852*	*463,877*	*253,065*	*126,250*	*4,44,970*	*14,36,755*	*4,12,185*	*1,90,142*	*57,426*
„ *Burma*	*810,013*	*812,057*	*772,106*	*678,045*	*977,108*	*6,65,160*	*6,67,122*	*6,11,677*	*5,21,951*	*7,43,884*
TOTAL	4,760,923	10,148,183	8,609,409	1,231,423	1,519,559	40,11,176	81,09,234	69,46,866	9,55,446	10,93,979
Total Kerosene—	Gals.	Gals.	Gals.	Gals.	Gals.					
Straits Settlements	11,266,902	435,929	15,154	..	12	58,22,257	2,19,735	9,089	..	9
Other British Possessions	80	147	9	438	234	13	106	4	244	126
TOTAL BRITISH EMPIRE	11,266,932	436,076	15,163	438	246	58,22,270	2,19,841	9,093	244	135
U. S. S. R.—Southern	36,845,298	47,014,425	41,460,969	40,893,527	38,284,358	1,92,63436	2,42,04,936	1,84,70,416	1,63,61,841	1,50,18,305
Roumania	..	..	882,756	6,287,374	9,974,399	..	..	5,51,722	23,12,827	28,13,186
Persia	29,392,491	18,213,874	18,551,926	6,559,155	201,875	1,57,97,072	85,65,309	95,46,076	38,71,452	1,02,22,636
Sumatra	..	..	..	765,672	1,697,500	..	..	..	2,27,309	10,87,519
Java	..	..	..	..	4,216,883	..	..	..	..	18,44,887
Borneo (Dutch)	3,420,703	..	4,416,867	..	..	21,49,533	..	20,12,899	..	..
Celebes and other Islands	2,155,586	11,938,746	..	1,313,023	..	11,00,221	60,93,736	..	8,20,688	..
Reunion	..	..	..	..	1,467,088	..	..	..	..	3,66,772
United States of America—*Vid* Atlantic Coast	22,968,886	19,595,428	15,367,634	3,608,073	2,264,949	1,44,62,283	1,30,75,313	85,92,264	17,42,812	13,18,947
„ Pacific „	407,058	1,694,765	4,994,383	66,636	..	2,78,122	12,38,982	41,59,323	35,360	..
Other Foreign Countries	425	16	222	17	231	500	17	150	12	167
TOTAL FOREIGN COUNTRIES	95,190,897	98,457,254	85,674,757	59,493,477	58,447,373	5,30,51,167	5,31,78,293	4,33,32,850	2,53,72,251	2,26,72,419
Share of Bengal	*29,761,745*	*35,340,141*	*30,570,760*	*17,194,102*	*19,689,780*	*1,84,65,035*	*1,41,78,462*	*1,51,31,237*	*65,54,790*	*84,50,682*
„ *Bombay*	*39,835,740*	*38,329,670*	*26,181,357*	*22,850,832*	*20,293,294*	*2,01,21,362*	*1,67,40,139*	*1,34,47,568*	*93,21,308*	*49,43,365*
„ *Sind*	*20,144,750*	*22,844,428*	*18,869,259*	*7,772,428*	*9,601,106*	*97,44,060*	*1,10,67,266*	*86,04,808*	*32,97,384*	*29,35,687*
„ *Madras*	*15,905,081*	*17,567,034*	*9,296,438*	*10,998,508*	*7,556,331*	*98,77,820*	*1,07,15,145*	*55,46,356*	*56,77,062*	*46,78,936*
„ *Burma*	*810,013*	*812,057*	*772,106*	*678,045*	*977,108*	*6,65,160*	*6,67,122*	*6,11,677*	*5,21,951*	*7,43,884*
TOTAL	106,457,329	98,803,330	85,689,020	59,493,915	58,147,619	5,88,78,437	5,83,98,134	4,33,41,943	2,53,72,495	2,26,72,554
Lubricating oils—	Gals.	Gals.	Gals.	Gals.	Gals.					
Batching oils (II. G)—										
United Kingdom (*including* Channel Islands)	49,127	2,457	..	..	58,757	92,204	3,604	..	..	31,814
Straits Settlements	..	..	..	..	210	..	..	..	..	265
TOTAL BRITISH EMPIRE	49,127	2,457	..	..	58,967	92,204	3,604	..	..	32,079
Germany	2,215	5,526	..	43,740	..	1,567	4,057	..	33,761	..
Belgium	..	..	..	89,513	131,083	..	..	..	26,260	76,090
Borneo (Dutch)	10,468,964	4,611,988	3,479,344	3,404,361	1,358,774	58,88,589	25,94,188	19,57,130	18,18,882	5,04,464
United States of America—*Vid* Atlantic Coast	5,173,284	6,605,136	9,990	4,795,894	5,464,935	25,96,434	33,36,960	11,409	28,69,826	26,40,658
„ Pacific „	360,919	2,546,593	3,416,606	585,068	356,075	1,80,721	12,86,176	17,89,084	2,68,013	1,55,767
Other Foreign Countries	..	45	..	..	..	..	40	..	..	..
TOTAL FOREIGN COUNTRIES	16,005,382	13,769,244	6,905,940	8,819,176	7,310,917	86,07,311	72,21,421	37,07,573	50,16,742	34,66,979

No. 10—*continued*

ARTICLES, AND COUNTRIES OF CONSIGNMENT; ALSO SHARE OF EACH PROVINCE	QUANTITY					VALUE				
	1929-30	1930-31	1931-32	1932-33	1933-34	1929-30	1930-31	1931-32	1932-33	1933-34
Oils—*continued*										
Mineral—continued						R	R	R	R	R
Lubricating Oils—*continued*										
Batching Oil (II. G)—*contd.*	Gals.	Gals.	Gals.	Gals.	Gals.					
Share of Bengal	*16,036,161*	*13,747,493*	*6,896,820*	*8,819,476*	*7,369,673*	*87,49,666*	*72,97,858*	*36,96,758*	*50,16,743*	*34,98,791*
„ *Bombay*	*18,348*	*24,208*	*9,120*	..	*1*	*9,849*	*17,167*	*10,815*	..	*2*
„ *Madras*	..	..	..	..	*210*		..	..	..	*265*
TOTAL	16,054,509	13,771,701	6,905,940	8,819,476	7,369,884	87,59,515	72,25,025	37,07,573	50,16,743	34,99,058
Other Lubricating oils (II. G)—	Gals.	Gals.	Gals.	Gals.	Gals.					
United Kingdom (*including* Channel Islands)	1,277,117	1,133,276	1,514,518	1,638,948	2,348,651	24,00,990	19,87,067	26,70,959	20,80,591	28,54,908
Ceylon (*including* Maldives)	18,416	2,476	7,904	10,581	9,336	14,684	3,247	13,541	17,119	11,297
Straits Settlements	20,715	21,462	21,064	2,801	2,338	36,030	28,778	27,944	3,820	4,783
Other British Possessions	1,886	420	937	210	645	1,351	553	1,190	378	372
TOTAL BRITISH EMPIRE	1,318,144	1,157,634	1,544,423	1,651,990	2,360,970	24,52,055	20,19,640	27,13,634	21,10,908	28,71,360
U. S. S. R.—Southern	..	..	..	75,802	..	..	..	..	18,695	..
Germany	52,519	189,671	38,195	181,546	152,385	44,002	1,46,655	57,233	2,29,531	1,42,021
Netherlands	54,031	185,729	68,046	3,188	88	53,144	1,17,277	75,764	3,802	128
Belgium	42,090	1,403	16,517	122,735	35,245	31,539	1,879	14,962	2,29,161	54,602
Persia	508	11,430	1,160	9,378	8,273	2,048	25,684	4,861	19,785	17,833
Sumatra	300,789	..	..	313,379	240,016	1,35,532	..	..	2,15,448	1,20,087
Borneo (Dutch)	36,330	315,500	248,536	..	..	31,092	1,85,039	1,49,075	..	..
Celebes and other Islands	12	346,047	..	..	..	12	61,736	..	..	..
Siam	..	141	435	..	2,520	..	231	852	..	5,083
Japan	192	35,560	894	1,693	9,828	586	76,126	1,688	2,503	10,862
United States of America—*Vid* Atlantic Coast	8,472,452	8,827,619	6,957,946	5,601,300	6,503,586	1,00,87,427	90,57,010	75,78,165	70,77,451	64,34,926
„ Pacific „	359,755	984,652	849,482	493,493	1,481,201	1,92,753	3,95,474	4,87,390	3,47,536	8,09,444
Other Foreign Countries	4,831	8,022	632	270	2,405	4,106	8,206	1,241	888	2,341
TOTAL FOREIGN COUNTRIES	9,332,009	10,751,604	7,596,643	6,802,784	8,435,137	1,05,82,241	1,09,73,267	83,64,211	88,44,800	76,01,011
Share of Bengal	*4,214,309*	*4,930,514*	*3,675,049*	*2,937,562*	*4,423,039*	*42,36,554*	*41,60,688*	*36,26,168*	*30,66,459*	*33,33,813*
„ *Bombay*	*3,399,985*	*3,252,695*	*2,838,204*	*2,838,588*	*2,836,574*	*40,29,760*	*35,07,773*	*34,51,986*	*33,36,191*	*29,95,729*
„ *Sind*	*1,148,996*	*1,292,602*	*1,002,868*	*1,076,341*	*1,535,964*	*22,75,399*	*22,06,634*	*18,57,324*	*16,76,481*	*17,64,873*
„ *Madras*	*1,460,327*	*1,851,651*	*1,202,398*	*1,181,133*	*1,365,613*	*16,99,398*	*19,38,507*	*13,46,190*	*21,04,119*	*13,60,376*
„ *Burma*	*421,536*	*581,856*	*373,547*	*421,155*	*590,917*	*3,02,535*	*11,29,395*	*7,96,173*	*7,92,438*	*4,46,986*
TOTAL	10,645,153	11,000,328	9,141,066	8,454,774	10,796,107	1,30,44,296	1,29,92,007	1,10,77,845	1,09,55,708	1,01,79,371
Petroleum, dangerous, flashing below 76°F., *including* petrol, benzine and benzol (II. G)—	Gals.	Gals.	Gals.	Gals.	Gals.					
Straits Settlements	1,628,151	1,384,105	..	..	120	10,81,034	8,87,284	..	..	210
Other British Possessions	84	46	157	279	351	643	198	225	1,008	374
TOTAL BRITISH EMPIRE	1,628,235	1,384,151	157	279	471	10,81,677	8,87,482	225	1,008	584
U. S. S. R.—Southern	..	..	..	812,997	1,500,852	..	..	..	2,38,113	3,25,215
Germany	..	..	..	717,706	1,109	..	..	..	4,26,198	2,400
Persia	310,912	272,000	580,000	206,330	291,040	2,78,294	2,46,400	3,47,624	1,86,977	2,86,100
Sumatra	566,175	..	1,669,747	1,621,705	10 140	3,71,553	..	11,47,961	9,42,230	5,810
Celebes and other Islands	4,088	..	..	..	..	6,336	..	..	..	..
Dutch New Guinea	..	..	790,265	1,221,702	..	..	..	10,37,223	16,15,720	..
Java	..	..	..	422,734	..	..	..	..	2,37,782	..
United States of America—*Vid* Atlantic Coast	743,944	1,614,755	8,822	39,763	..	4,88,218	15,08,042	9,632	43,377	..
„ Pacific „	1,401,127	5,564,382	9,882,381	..	..	16,20,063	46,16,359	78,37,902	..	..
Other Foreign Countries	198	1,078	204	517	242	435	1,886	120	717	734
TOTAL FOREIGN COUNTRIES	3,026,384	7,452,210	12,741,419	5,116,454	1,805,417	27,61,884	63,72,787	1,04,80,242	36,45,113	34,02,460

No. 10—*continued*

ARTICLES, AND COUNTRIES OF CONSIGNMENT; ALSO SHARE OF EACH PROVINCE	QUANTITY					VALUE				
	1929-30	1930-31	1931-32	1932-33	1933-34	1929-30	1930-31	1931-32	1932-33	1933-34
						R	R	R	R	R
Oils—*continued*										
Mineral—continued										
Petroleum, dangerous, flashing below 76°F., *including* petrol, benzine and benzol (II. G)—*continued*	Gals.	Gals.	Gals.	Gals.	Gals.					
Share of Bengal	*1,433,915*	*3,228,780*	*6,174,675*	*422,840*	*9,732*	*9,41,151*	*20,98,502*	*39,17,678*	*2,38,432*	*8,670*
„ *Bombay*	*1,493,910*	*719,698*	*2,930,810*	*2,800,293*	*1,300,914*	*9,80,793*	*4,05,187*	*16,46,588*	*12,95,674*	*3,25,578*
„ *Sind*	*310,912*	*1,967,254*	*1,622,160*	*671,861*	*293,040*	*2,78,294*	*15,62,089*	*12,36,316*	*5,36,263*	*2,66,100*
„ *Madras*	*1,401,166*	*2,915,243*	*3,013,931*	*1,221,702*	*2,000*	*16,20,218*	*31,85,451*	*36,77,863*	*16,15,722*	*3,313*
„ *Burma*	*14,726*	*5,886*	..	*37*	*198*	*26,195*	*9,100*	*2*	*125*	*412*
TOTAL	4,654,619	8,836,861	12,741,576	5,116,783	1,605,884	38,46,561	72,60,269	1,04,80,447	36,86,216	6,04,073
Paints, solutions and compositions, dangerous, flashing below 76°F. (II. G)—	Gals.	Gals.	Gals.	Gals.	Gals.					
United Kingdom (*including* Channel Islands)	8,016	5,804	5,320	11,095	30,425	80,287	54,091	46,118	1,03,985	2,26,749
Other British Possessions	224	85	39	194	133	1,664	847	226	1,299	479
TOTAL BRITISH EMPIRE	8,240	5,889	5,359	11,289	30,558	81,951	54,438	46,339	1,05,284	2,27,228
Germany	1,983	2,576	4,735	6,331	4,252	31,042	24,380	38,855	46,489	36,694
France	..	1	368	206	199	..	79	5,382	4,559	5,346
United States of America—										
Vid Atlantic Coast	16,701	9,503	23,012	17,622	44,458	1,10,008	58,687	1,28,970	1,08,392	2,08,552
„ Pacific „	398	269	131	186	109	4,489	2,174	1,405	1,906	901
Other Foreign Countries	..	7	227	362	511	..	69	2,145	1,670	2,996
TOTAL FOREIGN COUNTRIES	19,082	12,856	28,473	24,707	49,529	1,45,534	85,389	1,71,817	1,63,016	2,54,489
Share of Bengal	*614*	..	..	*7,712*	*28,932*	*2,288*	..	..	*56,257*	*1,80,203*
„ *Bombay*	*26,708*	*18,245*	*32,993*	*25,873*	*48,343*	*2,25,197*	*1,39,827*	*2,12,952*	*1,90,714*	*2,80,182*
„ *Sind*	..	..	*839*	*2,411*	*3,712*	..	..	*5,904*	*21,329*	*21,327*
TOTAL	27,322	18,245	33,832	35,996	80,987	2,27,485	1,39,827	2,18,156	2,68,300	4,81,717
White Oils (II. G)—	Gals.	Gals.	Gals.	Gals.	Gals.					
United Kingdom (*including* Channel Islands)	45	305	776	102,615	501	115	713	758	97,474	918
Latvia	58,118	..	..	..	..	65,520	..	..	..	..
Germany	2,352,521	906,944	709,886	569,456	279,791	21,21,500	7,41,363	5,21,029	4,25,806	1,64,679
Belgium	208,004	165,787	133,800	125,709	69,854	2,05,633	1,38,949	94,159	92,610	39,758
Japan	..	..	..	5,060	1,085	..	..	..	5,198	506
United States of America—										
Vid Atlantic Coast	94,826	190,367	45	..	825	1,21,021	2,19,975	59	..	2,046
Other Foreign Countries	258	3,962	1,778	98	1,423	846	2,853	3,159	143	951
TOTAL FOREIGN COUNTRIES	2,713,817	1,267,060	845,509	700,328	352,978	25,14,520	11,03,145	6,19,306	5,23,252	2,07,940
Share of Bengal	*1,771,703*	*733,719*	*583,652*	*615,519*	*210,711*	*17,63,105*	*6,47,952*	*4,09,478*	*4,62,256*	*1,18,784*
„ *Bombay*	*884,416*	*330,899*	*192,277*	*164,897*	*110,886*	*5,09,141*	*2,58,249*	*1,33,071*	*1,33,875*	*68,255*
„ *Sind*	*17,209*	*15,584*	*8,308*	*16,853*	*21,341*	*16,299*	*15,529*	*7,350*	*19,413*	*15,640*
„ *Madras*	*6,684*	*22*	..	*98*	..	*8,450*	*63*	..	*143*	..
„ *Burma*	*233,851*	*187,141*	*62,648*	*5,591*	*10,539*	*2,12,730*	*1,52,965*	*65,165*	*5,036*	*6,179*
TOTAL	2,713,862	1,267,365	846,285	802,938	353,479	25,14,685	11,03,858	6,20,064	6,20,726	2,08,858

No. 10—*continued*

ARTICLES, AND COUNTRIES OF CONSIGNMENT; ALSO SHARE OF EACH PROVINCE	QUANTITY					VALUE				
	1929-30	1930-31	1931-32	1932-33	1933-34	1929-30	1930-31	1931-32	1932-33	1933-34
						Rs	Rs	Rs	Rs	Rs
Oils—*continued*										
Mineral—continued										
Other kinds (II. G)—	Gals.	Gals.	Gals.	Gals.	Gals.					
United Kingdom (*including* Channel Islands)	377,694	277,450	98,553	331,286	215,080	6,30,169	4,87,128	1,68,914	4,41,723	1,43,025
Ceylon (*excluding* Maldives)	1,710	9,149	6,262	141	262	1,989	9,107	11,825	154	84
Straits Settlements	106,564	191,897	68,081	1,196	553	36,142	64,024	27,953	3,537	571
Other British Possessions	1,763	177	1,013	112	169	3,721	201	886	103	216
TOTAL BRITISH EMPIRE	487,731	478,173	173,908	332,735	216,064	6,72,021	5,60,470	2,09,578	4,45,517	1,43,896
Sweden	9,075	842	22	320	2,060	16,039	1,140	43	786	4,596
Germany	80,084	44,076	10,994	8,630	23,050	1,20,838	76,397	18,594	13,806	23,761
Rumania	..	..	..	..	3,275,864	..	..	..	..	8,84,439
Netherlands	1,152	149	7,458	1,009	10	1,755	405	14,268	5,618	78
Belgium	10,249	10,208	3,056	2,103	12,271	15,636	17,847	4,772	3,173	13,300
Sumatra	..	..	..	..	255,665	..	..	..	..	1,27,832
Borneo (Dutch)	610,091	248,902	6,048	..	..	2,68,878	1,10,849	10,289	..	..
Korea	..	16,145	..	..	..	..	31,378	..	..	..
United States of America—										
Vid Atlantic Coast	799,082	632,088	238,577	171,875	167,988	10,64,451	8,52,504	3,07,418	2,25,504	1,55,213
„ Pacific „	97	1,515	725	12,187	40,055	698	1,603	790	12,567	24,149
Other Foreign Countries	3,731	9,563	2,054	3,264	3,767	7,443	14,670	3,205	3,014	4,222
TOTAL FOREIGN COUNTRIES	1,524,061	965,433	269,534	199,378	3,782,539	14,91,033	11,04,693	3,59,379	2,61,263	11,91,697
Share of Bengal	*1,145,160*	*652,871*	*153,463*	*151,655*	*2,538,324*	*10,41,863*	*6,89,987*	*2,47,743*	*1,98,734*	*8,79,315*
„ *Bombay*	*440,367*	*299,025*	*83,820*	*63,003*	*46,138*	*5,88,676*	*4,43,321*	*1,03,112*	*92,383*	*86,176*
„ *Sind*	*68,228*	*88,180*	*11,883*	*245,088*	*1,362,726*	*1,21,034*	*1,80,158*	*19,024*	*3,10,874*	*3,35,969*
„ *Madras*	*207,697*	*182,539*	*86,810*	*55,070*	*46,192*	*2,35,706*	*1,90,742*	*93,954*	*63,912*	*54,843*
„ *Burma*	*150,340*	*220,941*	*107,466*	*17,897*	*5,723*	*1,75,976*	*1,60,955*	*1,05,094*	*41,994*	*10,049*
TOTAL	2,011,792	1,443,606	443,442	532,113	3,998,603	21,68,054	16,68,163	5,68,957	7,09,567	13,35,768
***Total Mineral Oils*—**	Gals.	Gals.	Gals.	Gals.	Gals.					
United Kingdom (*including* Channel Islands)	1,712,103	1,551,717	1,610,727	2,099,506	2,734,927	32,13,418	25,87,478	20,21,743	27,36,626	29,91,820
Ceylon (*excluding* Maldives)	18,278	11,627	14,166	10,672	9,612	18,628	12,356	25,366	17,273	18,488
Straits Settlements	24,411,927	7,135,191	2,312,991	80,888	174,315	92,89,710	22,19,712	5,15,263	28,594	53,874
British Borneo	9,809,408	15,014,721	12,340,694	13,336,908	14,566,124	20,56,731	30,47,333	24,64,196	25,29,603	26,77,305
Other British Possessions	2,127	663	1,989	573	696	5,546	1,101	2,302	1,767	1,549
TOTAL BRITISH EMPIRE	35,953,843	23,713,938	16,480,767	15,528,542	17,485,874	1,45,84,083	78,37,980	50,30,869	57,13,263	57,43,076
U. S. S. R.—										
Northern	..	..	..	..	46	..	..	..	..	145
Southern	36,845,298	46,914,425	31,460,969	45,415,358	42,494,004	1,92,63,436	2,42,04,936	1,44,70,416	1,72,[illegible]	[illegible]
Latvia	60,595	..	..	..	..	67,856	..	..	..	..
Sweden	9,075	842	22	320	3,014	16,039	1,140	43	786	[illegible]
Germany	2,409,254	1,149,114	772,328	1,751,576	461,487	23,19,186	9,91,960	6,99,862	12,36,[illegible]	[illegible]
Netherlands	55,495	138,752	90,521	4,202	316	55,901	1,19,678	90,140	9,[illegible]	[illegible]
Belgium	260,433	177,438	153,873	290,061	248,678	2,52,808	1,58,715	1,13,873	10,51,241	[illegible]
France	686	2,787	870	398	1,663	2,132	7,341	5,396	5,500	[illegible]
Roumania	..	..	1,851,110	11,817,480	21,793,367	..	..	7,27,069	31,27,659	[illegible]
Persia	110,148,812	94,179,473	68,181,449	72,342,825	62,933,550	2,10,29,146	2,30,41,208	2,36,56,547	1,67,34,764	[illegible]
Sumatra	875,964	846,380	3,183,775	4,435,477	2,203,411	5,07,085	2,01,235	14,36,428	16,[illegible]	[illegible]
Java	3,039	5,798	1,233	422,973	4,218,626	2,604	6,581	1,237	2,[illegible]	[illegible]
Borneo (Dutch)	22,990,779	14,365,653	30,072,469	15,992,835	16,281,254	99,66,091	51,39,415	66,53,755	43,74,2[illegible]	[illegible]

No. 10—*continued*

ARTICLES, AND COUNTRIES OF CONSIGNMENT; ALSO SHARE OF EACH PROVINCE	QUANTITY					VALUE				
	1929-30	1930-31	1931-32	1932-33	1933-34	1929-30	1930-31	1931-32	1932-33	1933-34
						R	R	R	R	R
Oils—*continued*										
Mineral—continued										
Total Mineral Oils—continued	Gals.	Gals.	Gals.	Gals.	Gals.					
Celebes and other Islands	2,159,636	12,190,343	..	1,313,023	..	11,06,669	61,56,382	..	8,20,688	..
Siam	380	908	485	..	2,568	505	1,309	852	..	5,113
Dutch New Guinea	..	..	790,265	1,599,486	..	..	..	10,37,223	16,80,584	..
Korea	..	18,145	..	..	..	..	31,378	..	..	..
Japan	102,398	96,385	1,423	9,041	13,010	19,284	77,438	2,508	9,484	13,918
Egypt	237	152,039	68,094	40,140	27	94	51,598	23,461	12,072	80
Reunion	..	..	..	..	1,467,088	..	..	..	..	3,66,772
United States of America—										
Vid Atlantic Coast	38,260,775	87,950,907	23,013,458	15,127,066	14,622,417	2,89,29,832	2,91,87,032	1,69,02,655	1,22,45,941	1,08,55,693
„ Pacific „	2,530,414	11,125,286	20,475,485	1,692,249	1,991,342	22,77,142	76,06,637	1,46,61,758	8,65,240	10,30,618
Other Foreign Countries	1,666	11,841	23,449	1,092	698	3,752	6,482	11,898	2,012	700
TOTAL FOREIGN COUNTRIES	216,813,931	218,775,506	200,150,218	172,255,189	168,736,559	9,58,20,002	9,69,81,574	8,44,04,021	6,16,66,830	5,25,63,763
Share of Bengal	*64,062,063*	*58,171,661*	*57,490,114*	*39,403,387*	*43,463,497*	*3,71,18,157*	*3,11,84,947*	*2,93,37,214*	*1,78,22,982*	*1,81,70,373*
„ *Bombay*	*95,899,448*	*88,252,898*	*82,775,297*	*89,383,742*	*84,079,338*	*3,64,32,660*	*3,15,35,686*	*2,93,07,302*	*2,58,24,256*	*1,93,92,006*
„ *Sind*	*32,019,196*	*39,376,622*	*34,122,793*	*22,664,832*	*24,812,508*	*1,46,24,959*	*1,77,30,394*	*1,43,04,320*	*83,22,520*	*86,77,197*
„ *Madras*	*36,505,333*	*33,873,713*	*32,020,694*	*29,881,669*	*30,266,263*	*1,71,53,770*	*1,97,96,379*	*1,46,83,241*	*1,29,24,074*	*1,01,40,057*
„ *Burma*	*25,281,734*	*19,814,650*	*10,222,087*	*6,460,111*	*3,600,827*	*50,74,489*	*45,72,148*	*27,62,813*	*20,86,261*	*19,27,206*
TOTAL	252,767,774	242,489144	216,630,985	187,783,781	186,222,433	11,04,04,035	10,48,19,554	9,03,04,890	6,69,80,093	5,83,06,839
*Mineral Grease including petroleum Jelly**—			Lbs.	Lbs.	Lbs.					
United Kingdom (*including* Channel Islands)	—	—	909,445	1,168,291	1,039,742	—	—	2,15,939	2,45,021	3,59,376
Other British Possessions	—	—	14,301	3,861	16,431	—	—	3,077	787	3,183
TOTAL BRITISH EMPIRE	—	—	923,746	1,167,152	1,056,173	—	—	2,19,016	2,46,708	3,62,559
Germany	—	—	202,708	101,924	160,968	—	—	38,755	24,730	39,071
Netherlands	..	..	..	..	39,079	..	..	..	..	9,678
Belgium	—	—	53,316	147,044	263,846	—	—	15,218	41,414	63,690
United States of America— *Vid* Atlantic Coast	—	—	1,973,903	1,887,989	2,631,380	—	—	3,96,056	4,41,371	4,83,989
„ Pacific „	—	—	5,095	3,447	12,308	—	—	1,240	868	3,645
Other Foreign Countries	—	—	19,795	24,624	23,351	—	—	3,849	5,309	7,002
TOTAL FOREIGN COUNTRIES	—	—	2,254,817	2,165,028	3,130,941	—	—	4,55,118	5,13,692	6,07,075
Share of Bengal	—	—	*919,734*	*1,191,006*	*2,196,507*	—	—	*2,08,944*	*3,16,457*	*4,31,685*
„ *Bombay*	—	—	*979,548*	*1,164,025*	*1,389,827*	—	—	*2,17,427*	*2,33,427*	*2,70,356*
„ *Sind*	—	—	*633,120*	*461,100*	*713,802*	—	—	*1,33,074*	*91,045*	*1,15,799*
„ *Madras*	—	—	*462,849*	*336,182*	*607,457*	—	—	*77,473*	*72,506*	*1,11,181*
„ *Burma*	—	—	*133,313*	*179,867*	*179,521*	—	—	*37,216*	*46,965*	*40,613*
TOTAL	—	—	3,178,563	3,332,180	5,087,114	—	—	6,74,134	7,60,400	9,69,634
Turkey Red Oil (a)—										
United Kingdom (*including* Channel Islands)	—	Gals. ..	Gals. 2	Gals. 4	Gals. ..	—	..	10	6	..
Total Foreign Countries	—	244	2,188	84	761	—	392	4,855	249	1,490
Share of Bombay	—	..	*2*	*3*	*97*	—	..	*10*	*4*	*232*
„ *Sind*	—	..	*33*	..	..	—	..	*118*	..	..
„ *Madras*	—	*244*	*2,155*	*85*	*363*	—	*392*	*4,737*	*251*	*968*
„ *Burma*	—	..	..	..	*301*	—	..	..	..	*290*
TOTAL	—	244	2,190	88	761	—	392	4,865	255	1,490

* Separately recorded from 1931-32.
(a) Separately recorded from 1931-32

No. 10—*continued*

ARTICLES, AND COUNTRIES OF CONSIGNMENT; ALSO SHARE OF EACH PROVINCE	Quantity					Value				
	1929-30	1930-31	1931-32	1932-33	1933-34	1929-30	1930-31	1931-32	1932-33	1933-34
						R	R	R	R	R
ils—*continued*										
Vegetable, non-essential—continued										
Coconut (II. G)—	Gals.	Gals.	Gals.	Gals.	Gals.					
United Kingdom (*including* Channel Islands)	..	7,151	2,857	99	23	..	20,293	6,717	120	24
Ceylon (*excluding* Maldives)	1,544,662	1,201,667	3,297,758	6,619,250	4,527,735	31,84,421	18,27,634	42,28,134	79,28,891	42,99,517
Straits Settlements	6,723	585	9,581	1,047,478	1,401,690	15,172	1,229	15,176	12,29,951	14,31,170
Federated Malay States	..	..	..	10,567	1,244	..	..	..	12,465	1,181
Other British Possessions	268	12	498	55	62	497	26	720	81	65
TOTAL BRITISH EMPIRE	1,551,653	1,209,415	3,310,694	7,677,449	6,020,754	32,00,090	18,49,182	42,50,747	91,70,608	57,31,957
Netherlands	10,737	..	721	..	..	32,109	..	1,708	..	..
Java	479	..	19,675	125,515	..	1,251	..	28,314	1,50,170	..
Other Foreign Countries	2,240	15	..	341	86	6,259	32	5	596	101
TOTAL FOREIGN COUNTRIES	13,456	15	20,446	125,856	86	39,619	32	30,117	1,50,766	101
Share of Bengal	*1,506,945*	*1,173,166*	*3,047,288*	*4,716,089*	*4,624,884*	*31,07,092*	*17,83,079*	*38,54,413*	*55,23,144*	*40,43,419*
,, *Bombay*	*5,547*	*12,677*	*24,844*	*1,573,939*	*294,710*	*13,388*	*21,502*	*35,116*	*19,88,048*	*3,10,869*
,, *Sind*	*617*	*12*	*2,449*	*179,425*	*65,301*	*1,387*	*26*	*3,933*	*1,88,619*	*69,067*
,, *Madras*	*409*	*1,817*	*36,028*	*364,370*	*193,710*	*1,193*	*2,151*	*43,176*	*4,49,144*	*1,76,710*
,, *Burma*	*51,591*	*21,858*	*220,631*	*969,482*	*1,042,175*	*1,16,649*	*42,466*	*3,44,230*	*11,85,174*	*11,45,993*
TOTAL	1,565,109	1,209,430	3,331,140	7,803,305	6,020,810	32,39,709	18,49,214	42,80,864	93,21,874	57,35,058
Groundnut (II. G)—	Gals.	Gals.	Gals.	Gals.	Gals.					
Ceylon (*excluding* Maldives)	..	..	..	..	9,944	..	..	..	..	7,155
Other British Possessions	1,933	1,559	2,718	2,028	974	4,083	3,562	4,946	3,797	1,881
TOTAL BRITISH EMPIRE	1,933	1,559	2,718	2,028	10,918	4,083	3,562	4,946	3,797	9,036
TOTAL FOREIGN COUNTRIES	12	1	66	635	648	48	2	260	1,223	606
Share of Bengal	*465*	..	*66*	*603*	*9,945*	*1,293*	..	*260*	*1,836*	*7,217*
,, *Bombay*	*16*	..	*12*	*673*	*611*	*36*	..	*20*	*1,185*	*479*
,, *Sind*	..	..	..	..	*13*	..	..	..	..	*61*
,, *Burma*	*1,464*	*1,560*	*2,706*	*1,387*	*994*	*3,702*	*3,564*	*4,926*	*2,709*	*1,829*
TOTAL	1,945	1,560	2,784	2,663	11,566	5,031	3,564	5,206	5,120	9,532
Linseed (II. G)—	Gals.	Gals.	Gals.	Gals.	Gals.					
United Kingdom (*including* Channel Islands)	203,923	156,152	172,117	172,409	151,599	7,44,709	5,32,770	6,81,167	4,39,758	5,90,124
Other British Possessions	760	201	706	402	408	2,682	604	1,687	1,600	1,000
TOTAL BRITISH EMPIRE	204,683	156,353	172,823	172,811	152,007	7,47,391	5,33,374	6,82,854	4,40,758	5,91,124
Netherlands	1,275	1,768	2,440	1,331	50	3,062	5,456	5,688	3,172	55
Other Foreign Countries	88	341	1,372	463	59	287	1,163	4,322	1,320	173
TOTAL FOREIGN COUNTRIES	1,363	2,109	3,812	1,794	109	3,349	6,619	10,010	4,492	228
Share of Bengal	*2,022*	*2,348*	*1,335*	*1,498*	*646*	*6,846*	*7,145*	*4,362*	*3,795*	*1,161*
,, *Bombay*	*155,359*	*107,541*	*122,434*	*120,579*	*117,336*	*5,94,244*	*3,90,482*	*5,59,065*	*3,25,477*	*4,71,382*
,, *Sind*	*25,933*	*27,092*	*25,477*	*30,479*	*19,296*	*75,271*	*77,730*	*62,648*	*60,496*	*31,214*
,, *Madras*	*14,311*	*14,515*	*18,926*	*17,021*	*10,938*	*41,852*	*43,905*	*44,799*	*41,901*	*17,767*
,, *Burma*	*3,429*	*7,066*	*8,813*	*5,104*	*3,702*	*25,527*	*21,231*	*17,460*	*12,711*	*8,045*
TOTAL	206,045	158,462	176,635	174,506	152,116	7,50,740	5,39,943	6,72,334	4,45,280	5,91,569

No. 10—*continued*

ARTICLES, AND COUNTRIES OF CONSIGNMENT; ALSO SHARE OF EACH PROVINCE	QUANTITY					VALUE				
	1929-30	1930-31	1931-32	1932-33	1933-34	1929-30	1930-31	1931-32	1932-33	1933-34
						R	R	R	R	R
Oils—*continued*										
Vegetable non-essential—continued	Gals.	Gals.	Gals.	Gals.	Gals.					
Other sorts (II. G)—										
United Kingdom (*including* Channel Islands)	14,764	16,622	36,078	15,702	26,823	45,428	40,940	42,925	33,296	36,222
Straits Settlements	6,420	5,216	5,277	57,327	37,859	9,776	8,697	6,617	51,089	33,378
Federated Malay States	..	6	2,857	10,507	16,545	..	3	2,882	9,356	13,665
Hongkong	7,845	7,999	5,190	5,655	5,575	25,671	20,790	9,493	10,416	10,269
Other British Possessions	247	1,023	1,190	580	105	1,075	2,300	2,221	2,050	722
TOTAL BRITISH EMPIRE	29,276	30,866	50,592	89,771	86,407	81,950	72,820	64,138	96,207	94,326
Germany	205	2,820	264	268	556	7,145	25,407	2,922	3,884	2,755
Belgium	89,313	37,851	53,243	36,813	70,959	1,70,657	68,281	61,504	42,365	69,562
France	5,808	4,721	3,664	3,945	10,577	27,812	18,475	17,347	15,361	30,119
Italy (*including* Fiume)	317	2,484	3,122	2,243	1,148	2,713	11,542	12,690	12,179	5,050
Austria	..	6,244	..	..	..	..	19,400	..	..	..
Java	..	97	5,225	3,659	451	..	258	5,552	3,170	374
China (*exclusive* of Hongkong and Macão)	11,686	9,460	126	18,737	17,956	41,539	21,914	210	34,025	32,311
Japan	9,712	1,089	1	3,238	2,855	15,641	2,230	5	5,013	5,222
United States of America—										
Vid Atlantic Coast	4,594	7,483	6,883	9,285	4,475	15,661	23,906	18,431	24,878	9,500
„ Pacific „	9	30	1	322	42	96	108	11	964	47
Other Foreign Countries	679	277	666	3,076	2,993	2,684	1,343	2,556	6,042	7,202
TOTAL FOREIGN COUNTRIES	122,408	72,556	73,195	81,586	112,012	2,83,948	1,92,864	1,21,628	1,47,901	1,62,142
Share of Bengal	*129,731*	*75,050*	*72,766*	*79,996*	*117,883*	*2,85,115*	*1,96,218*	*1,11,135*	*1,34,661*	*1,43,033*
„ *Bombay*	*5,866*	*7,801*	*7,061*	*4,166*	*17,320*	*15,734*	*20,077*	*16,093*	*10,061*	*41,282*
„ *Sind*	*843*	*2,189*	*1,478*	*4,329*	*2,481*	*3,971*	*5,135*	*4,802*	*10,304*	*5,263*
„ *Madras*	*7,260*	*6,917*	*30,462*	*8,055*	*6,485*	*15,252*	*12,521*	*28,085*	*11,616*	*14,549*
„ *Burma*	*14,984*	*11,435*	*12,017*	*74,811*	*54,250*	*45,826*	*31,733*	*24,701*	*77,466*	*51,739*
TOTAL	151,684	103,422	123,787	171,357	198,419	3,65,808	2,65,694	1,85,766	2,44,108	2,56,468
Total Vegetable, non-essential—	Gals.	Gals.	Gals.	Gals.	Gals.					
United Kingdom (*including* Channel Islands)	210,151	170,925	211,052	188,210	177,949	7,91,430	5,94,008	5,30,809	4,63,174	4,26,704
Ceylon (*including* Maldives)	1,545,352	1,202,109	3,293,770	6,619,020	4,537,022	31,87,228	18,28,752	42,30,246	79,30,780	43,07,676
Straits Settlements	14,413	6,985	17,205	1,105,834	1,530,588	28,026	12,603	26,087	12,82,538	14,60,476
Federated Malay States	..	6	3,355	21,074	17,789	..	3	3,602	21,821	14,846
Hongkong	8,308	8,399	5,902	6,064	5,026	27,067	21,765	10,779	11,168	10,354
Other British Possessions	320	769	543	957	212	663	1,812	1,212	1,894	337
TOTAL BRITISH EMPIRE	1,787,544	1,388,193	3,530,827	7,912,059	6,270,086	40,34,414	24,58,988	48,02,685	97,11,370	62,29,393
Germany	1,714	2,820	1,225	269	504	11,776	25,407	5,947	3,907	2,805
Netherlands	12,043	1,779	3,593	2,253	721	36,034	5,900	8,984	5,186	4,350
Belgium	89,313	33,091	53,243	36,813	70,960	1,70,657	69,121	61,504	42,380	69,596
France	6,506	4,721	3,664	3,945	10,577	29,191	18,475	17,347	15,381	30,119
Italy (*including* Fiume)	317	2,484	3,122	2,245	1,148	2,713	11,542	12,690	12,186	5,050
Austria	..	6,244	..	..	..	..	19,400	..	..	..
Java	487	191	25,039	1,29,199	451	1,274	557	34,688	1,53,415	374
China (*exclusive* of Hongkong and Macão)	11,698	9,463	192	19,369	17,980	41,587	21,920	475	35,389	32,365
Japan	9,891	1,089	1	3,358	2,893	16,106	2,230	5	5,230	5,312
United States of America—										
Vid Atlantic Coast	4,606	7,483	7,135	9,285	4,475	15,697	23,906	19,251	24,878	9,500
„ Pacific „	9	30	1	574	42	96	108	11	1,705	47
Other Foreign Countries	665	285	304	2,547	3,035	1,833	951	1,118	4,825	3,516
TOTAL FOREIGN COUNTRIES	137,239	74,681	97,519	209,861	112,855	3,26,964	1,99,517	1,62,015	3,04,482	1,63,037

No. 10—*continued*

ARTICLES, AND COUNTRIES OF CONSIGNMENT; ALSO SHARE OF EACH PROVINCE	QUANTITY					VALUE				
	1929-30	0-31	1931-32	1932-33	1933-34	1929-30	1930-31	1931-32	1932-33	1933-34
						R	R	R	R	R
Oils—*continued*										
Vegetables, non-essential—concluded										
Total Vegetable, non-essential—*continued*	Gals.	Gals.	Gals.	Gals.	Gals.					
Share of Bengal	*1,632,163*	*1,250,494*	*3,122,605*	*4,798,096*	*4,553,360*	*34,60,346*	*19,86,442*	*29,70,740*	*56,63,896*	*41,95,734*
„ *Bombay*	*166,788*	*127,919*	*156,354*	*1,699,357*	*430,176*	*6,23,402*	*4,32,461*	*6,11,183*	*23,68,148*	*6,74,0[illegible]*
„ *Sind*	*27,393*	*29,293*	*32,404*	*214,332*	*87,091*	*80,699*	*82,991*	*71,382*	*2,58,979*	*1,01,596*
„ *Madras*	*21,980*	*23,249*	*84,516*	*389,446*	*211,193*	*65,297*	*57,677*	*1,20,058*	*5,13,561*	*2,13,466*
„ *Burma*	*76,459*	*41,919*	*241,067*	*1,050,788*	*1,101,121*	*1,91,704*	*98,984*	*3,91,337*	*12,71,190*	*12,97,641*
TOTAL	1,924,783	1,472,874	3,634,346	8,151,920	6,382,941	43,61,378	26,58,455	49,64,700	1,00 15,852	68,92,430
Total oils (a)—	Gals.	Gals.								
United Kingdom (*including* Channel Islands)	2,106,810	2,014,758	—	—	—	46,57,196	37,44,005	39,81,187	37,90,209	40,75,402
Ceylon (*excluding* Maldives)	1,567,114	1,219,994	—	—	—	32,55,038	19,85,928	43,35,168	30,19,464	43,87,012
Straits Settlements	24,428,862	7,143,433	—	—	—	93,74,574	22,50,383	5,65,191	13,34,853	15,39,[illegible]04
Federated Malay States	132	426	—	—	—	159	556	4,022	22,199	14,846
British Borneo	9,809,108	15,014,721	—	—	—	20,56,731	30,47,333	24,66,195	25,29,003	26,37,[illegible]05
Hongkong	9,187	11,555	—	—	—	40,564	60,763	22,572	21,448	24,560
Commonwealth of Australia	1,226	977	—	—	—	11,707	13,782	7,991	9,045	8,364
Other British Possessions	1,363	1,345	—	—	—	5,009	3,296	1,423	2,91[illegible]	1,289
TOTAL BRITISH EMPIRE	37,024,602	25,407,209	—	—	—	1,96,01,063	1,10,62,050	1,13,83,749	1,57,29,164	1[illegible],29,292
U. S. S. R.—										
Northern	..	..	—	—	—	..	..	..	..	148
Southern	36,845,298	47,014,425	—	—	—	1,92,63,436	2,42,04,936	1,84,70,416	1,72,90,167	1,56,89,630
Latvia	60,595	..	—	—	—	67,856	..	..	..	..
Sweden	9,075	842	—	—	—	16,639	1,140	43	6,669	6,521
Norway	12,500	55,238	—	—	—	29,219	1,04,584	55,743	75,797	54,458
Denmark	82	4,894	—	—	—	2,777	11,669	27,297	3,20,508	47,3[illegible]6
Germany	2,505,838	1,174,800	—	—	—	27,48,206	12,45,822	3,49,115	15 91,427	7,74,15[illegible]
Netherlands	72,533	154,530	—	—	—	2,55,061	3,53,796	2,75,017	2,51,312	2,09,034
Belgium	349,751	215,704	—	—	—	4,23,543	2,33,001	1,93,895	11,76,723	3,22,202
France	11,307	10,578	—	—	—	2,21,914	1,49,182	1,60,978	2,10,075	2,45,206
Switzerland	323	436	—	—	—	31,733	27,455	16,867	24,015	3[illegible],232
Italy (*including* Fiume)	1,308	4,622	—	—	—	47,997	48,277	38,040	42,593	38,710
Austria	256	6,657	—	—	—	406	20,548	119	168	1,093
Roumania	..	..	—	—	—	..	..	1,27,069	34,27,669	51,09,740
Maskat Territory and Trucial Oman	27	189	—	—	—	87	176	1,215	5,041	932
Persia	110,148,812	94,179,654	—	—	—	3,10,29,146	2,80,41,378	2,36,56,636	1,67,36,278	1,22,41,757
Sumatra	876,218	346,372	—	—	—	5,07,627	2,01,417	14,36,428	16,62,231	13,43,998
Java	3,625	6,287	—	—	—	6,796	12,717	42,963	3,97,615	18,58,346
Borneo (Dutch)	22,990,779	14,365,653	—	—	—	99,66,081	51,30,435	66,83,756	63,74,223	32,05,[illegible]82
Celebes and other Islands	2,159,636	12,190,348	—	—	—	11,06,569	61,56,382	240	3,20,900	376
(Dutch) New Guinea	..	..	—	—	—	..	..	10,37,223	18,90,584	..
Siam	380	999	—	—	—	508	1,311	856	12	5,192
China (*exclusive* of Hongkong and Macáo)	16,118	10,339	—	—	—	65,967	32,586	11,091	50,928	40,[illegible]96
Korea	..	18,145	—	—	—	..	31,378	..	..	..
Japan	347,071	150,483	—	—	—	4,36,011	2,75,965	1,37,869	5,17,831	3,49,231
Egypt	237	152,189	—	—	—	94	82,270	23,469	13,238	217
Reunion	..	..	—	—	—	..	..	..	..	3,00,772
United States of America—										
Vid Atlantic Coast	38,274,677	37,967,533	—	—	—	2,89,56,110	2,92,15,940	1,73,74,521	1,27,15,255	1,13,51,486
„ Pacific „	2,530,423	11,025,266	—	—	—	22,77,238	76,06,745	1,46,[illegible]3,017	3,47,382	10,34,210
Other Foreign Countries	1,342	10,943	—	—	—	2,916	4,066	6,175	2,987	2,625
TOTAL FOREIGN COUNTRIES	217,218,211	219,067,121	—	—	—	9,76,6[illegible],824	9,81,82,984	8,58,42,519	6,42,72,123	5,4[illegible],[illegible]66

(a) Quantity not recorded from 1931-32.

No. 10—*continued*

ARTICLES, AND COUNTRIES OF CONSIGNMENT; ALSO SHARE OF EACH PROVINCE	QUANTITY					VALUE				
	1929-30	1930-31	1931-32	1932-33	1933-34	1929-30	1930-31	1931-32	1932-33	1933-34
						R	R	R	R	R
Oils—*continued*	Gals.	Gals.								
Total Oils* (a)—*concluded.										
Share of Bengal . .	*66,094,653*	*59,852,001*	—	—	—	*4,16,88,446*	*3,42,88,183*	*3,41,19,606*	*2,47,22,173*	*2,36,11,166*
,, *Bombay* . .	*96,106,726*	*86,432,298*	—	—	—	*3,75,28,140*	*3,23,44,005*	*3,02,77,522*	*2,89,22,618*	*2,07,46,901*
,, *Sind* . . .	*32,048,924*	*39,417,184*	—	—	—	*1,47,72,528*	*1,78,98,786*	*1,45,71,012*	*88,73,264*	*91,70,387*
,, *Madras* . .	*25,531,118*	*38,913,632*	—	—	—	*1,73,27,516*	*1,99,75,629*	*1,50,19,526*	*1,38,73,420*	*1,07,05,496*
,, *Burma* . .	*25,361,392*	*19,859,215*	—	—	—	*53,48,362*	*47,18,381*	*32,38,632*	*36,09,812*	*33,14,399*
TOTAL .	255,142,818	244,474,830	—	—	—	11,68,64,992	10,92,24,984	9,72,26,208	8,00,01,287	6,75,47,338
	Tons	Tons	Tons	Tons	Tons					
Oilcakes (II. H)—										
Ceylon (*excluding* Maldives)	64	55	41	..	2	7,170	3,492	1,699	..	152
Other British Possessions .	23	9	2	9	7	3,122	598	172	464	275
TOTAL BRITISH EMPIRE .	87	64	43	9	9	10,292	4,090	1,871	464	427
Persia	15	..	..	..	..	1,483	..	..	..	..
Share of Bombay . .	..	*9*	..	..	..	*12*	*591*	*44*	..	..
,, *Sind* . . .	*15*	..	..	..	..	*1,483*	..	..	..	..
,, *Madras* . .	*87*	*50*	*43*	*9*	*9*	*10,280*	*3,166*	*1,827*	*463*	*427*
,, *Burma* . .	..	*5*	..	..	..	..	*333*	..	*1*	..
TOTAL	102	64	43	9	9	11,775	4,090	1,871	464	427
	Sq. yards	Sq. yards	Sq. yards	Sq. yards	Sq. yards					
Oil-cloth and Floor-cloth (III. U)—										
United Kingdom (*including* Channel Islands) . .	493,272	234,768	237,325	414,136	434,500	5,73,524	2,74,148	2,28,843	3,63,945	3,65,023
Other British Possessions .	573	104	94	206	138	574	179	118	182	107
TOTAL BRITISH EMPIRE .	493,845	234,872	237,419	414,342	434,638	5,74,098	2,74,322	2,28,961	3,64,127	3,65,130
Germany	156,150	234,896	118,720	140,848	86,018	82,650	1 43,744	62,640	74,920	36,196
Netherlands . . .	358	6,950	..	..	..	421	5,966	..	..	..
Belgium	33,530	9,580	6,246	16,780	78,774	38,142	8,313	4,336	12,169	48,723
France	33,978	23,795	49,245	46,330	24,980	23,748	21,749	34,701	36,802	17,834
Italy (*including* Fiume) .	27,078	10,638	1,814	..	..	29,194	8,319	1,593	..	..
Austria	55,825	10,901	7,502	3,338	2,693	44,591	8,522	5,834	2,206	1,698
Czechoslovakia . . .	42,329	21,301	41,741	2,095	958	37,201	18,093	29,459	6,354	627
Japan	..	340	588	1,508	11,357	..	1,094	383	1,402	6,588
United States of America—										
Vid Atlantic Coast .	496,716	302,698	269,792	310,399	214,202	3,97,342	2,27,332	1,86,237	1,99,985	1,03,223
,, Pacific ,, .	73	..	..	301	1,223	79	..	..	253	639
Other Foreign Countries .	..	5,433	4	7,991	..	..	4,284	5	4,334	..
TOTAL FOREIGN COUNTRIES .	846,037	626,527	495,721	529,590	420,235	6,53,363	4,47,416	3,25,188	3,38,485	2,15,528
Share of Bengal .	*210,085*	*153,385*	*147,801*	*202,146*	*146,386*	*2,18,581*	*1,31,869*	*1,16,005*	*1,51,012*	*1,08,405*
,, *Bombay* .	*575,435*	*306,687*	*300,116*	*376,116*	*392,121*	*5,35,301*	*2,64,086*	*2,25,674*	*2,93,079*	*2,73,025*
,, *Sind* . . .	*92,138*	*38,726*	*68,717*	*90,376*	*87,691*	*86,107*	*38,568*	*53,071*	*72,181*	*75,965*
,, *Madras* . .	*84,055*	*98,637*	*60,456*	*76,884*	*23,778*	*89,237*	*99,099*	*60,457*	*64,688*	*22,593*
,, *Burma* . .	*373,119*	*269,974*	*156,050*	*193,380*	*204,897*	*2,98,185*	*1,86,116*	*98,942*	*1,21,652*	*97,673*
TOTAL .	1,039,832	861,399	733,146	943,932	854,873	12,27,461	7,21,738	5,54,149	7,02,612	5,80,658

a) Quantity not recorded from 1931-32.

No. 10—*continued*

ARTICLES, AND COUNTRIES OF CONSIGNMENT; ALSO SHARE OF EACH PROVINCE	Quantity					Value				
	1929-30	1930-31	1931-32	1932-33	1933-34	1929-30	1930-31	1931-32	1932-33	1933-34
Opium (III. C)—	Lbs.	Lbs.	Lbs.	Lbs.	Lbs.	R	R	R	R	R
United Kingdom (*including* Channel Islands)	14	9	5	4	3	504	645	701	225	179
TOTAL FOREIGN COUNTRIES	2	2	3	4	2	163	253	972	991	513
Share of Bengal	*4*	*3*	..	..	..	*33*	*141*	..	..	..
„ *Bombay*	*2*	..	..	..	..	*30*	..	..	..	*53*
„ *Sind*	..	*3*	*3*	*3*	*5*	*323*	*757*	*1,673*	*1,216*	*634*
„ *Burma*	*10*	..	..	..	..	*330*	..	..	..	..
TOTAL	16	11	8	8	5	667	898	1,673	1,216	692
Packing-engine and Boiler of all kinds (*excluding* asbestos) (III. U)—										
United Kingdom (*including* Channel Islands)	—	—	—	—	—	3,01,947	3,36,200	2,17,6[illegible]9	2,25,374	2,65,011
Ceylon (*excluding* Maldives)	—	—	—	—	—	13,613	156	40	..	66
Other British Possessions	—	—	—	—	—	299	230	195	974	741
TOTAL BRITISH EMPIRE	—	—	—	—	—	3,15,859	3,36,586	2,17,894	2,26,348	2,65,818
Germany	—	—	—	—	—	5,595	3,267	9,8[illegible]6	869	3,058
Belgium	—	—	—	—	—	14,292	15,183	2,600	126	429
France	—	—	—	—	—	190	6,689	..	7,191	601
United States of America—										
Vid Atlantic Coast	—	—	—	—	—	36,603	15,874	16,221	10,562	8,911
„ Pacific „	—	—	—	—	—	..	857	..	..	..
Other Foreign Countries	—	—	—	—	—	698	1,081	5,033	4,107	7,468
TOTAL FOREIGN COUNTRIES	—	—	—	—	—	57,387	42,461	33,789	22,855	20,479
Share of Bengal	—	—	—	—	—	*3,11,421*	*1,88,176*	*1,19,038*	*1,39,928*	*1,68,997*
„ *Bombay*	—	—	—	—	—	*58,427*	*94,207*	*69,358*	*53,317*	*57,725*
„ *Sind*	—	—	—	—	—	*9,310*	*13,333*	*9,378*	*8,218*	*6,125*
„ *Madras*	—	—	—	—	—	*56,251*	*33,953*	*25,502*	*23,216*	*21,467*
„ *Burma*	—	—	—	—	—	*37,807*	*43,924*	*28,563*	*23,104*	*27,983*
TOTAL	—	—	—	—	—	3,73,246	3,79,047	2,51,633	2,49,203	2,86,297
Paints and Painters' materials—										
Paints and Colours—										
Barytes (III. E)—	Cwts.	Cwts.	Cwts.	Cwts.	Cwts.					
United Kingdom (*including* Channel Islands)	688	369	321	99	816	3,683	2,111	1,210	899	5,411
Germany	75,112	87,546	36,376	10,085	27,508	2,15,563	2,15,928	87,593	29,980	64,723
Netherlands	..	13,389	10,235	2,539	41	..	33,879	22,732	8,255	121
Belgium	..	21,649	887	24,634	19,686	..	53,011	39,205	80,280	41,131
Italy (*including* Fiume)	6,255	4,077	7,020	518	10,080	20,914	14,463	22,682	1,894	28,778
Other Foreign Countries	..	..	25	200	..	..	13	136	608	..
TOTAL FOREIGN COUNTRIES	81,367	127,261	54,541	38,976	57,405	2,36,477	3,16,994	1,72,448	91,017	1,34,763
Share of Bengal	*32,568*	*15,924*	*8,407*	*7,941*	*10,677*	*1,91,345*	*61,267*	*53,908*	*16,816*	*27,393*
„ *Bombay*	*7,203*	*8,216*	*8,327*	*10,168*	*8,303*	*28,151*	*25,668*	*25,046*	*29,816*	*32,071*
„ *Sind*	..	*51,643*	*35,436*	*19*	*81*	..	*1,15,203*	*78,731*	*174*	*1,199*
„ *Madras*	*205*	*196*	*749*	*611*	*140*	*170*	*[illegible]0*	*2,761*	*1,313*	*523*
„ *Burma*	*41,379*	*51,711*	*6,943*	*20,336*	*34,303*	*1,0[illegible],996*	*1,36,[illegible]2*	*13,2[illegible]2*	*43,537*	*81,976*
TOTAL	82,056	127,630	54,362	39,075	56,221	2,40,360	3,18,105	1,72,[illegible]1	91,916	1,43,164

No. 10—*continued*

ARTICLES, AND COUNTRIES OF CONSIGNMENT; ALSO SHARE OF EACH PROVINCE	Quantity					Value				
	1929-30	1930-31	1931-32	1932-33	1933-34	1929-30	1930-31	1931-32	1932-33	1933-34
Paints and Painters' materials—*continued*						R	R	R	R	R
Paints and Colours—continued										
Blue paint or Paris blue (III. E)—	Cwts.	Cwts.	Cwts.	Cwts.	Cwts.					
United Kingdom (*including* Channel Islands)	1,877	4,912	6,675	8,831	12,068	90,981	2,12,920	2,72,476	3,40,232	3,85,389
Other British Possessions	..	..	..	..	1	..	46	6	1	60
TOTAL BRITISH EMPIRE	1,877	4,912	6,675	8,831	12,069	90,981	2,12,966	2,72,482	3,40,233	3,85,449
Germany	2,514	3,543	3,522	4,427	3,919	1,64,434	1,96,212	2,01,759	2,65,490	2,27,149
Netherlands	100	144	139	884	977	6,351	6,040	6,513	30,318	28,257
Belgium	599	1,467	1,661	727	944	20,012	41,084	40,666	20,008	26,473
Other Foreign Countries	28	95	49	103	127	446	1,922	1,687	3,179	4,847
TOTAL FOREIGN COUNTRIES	3,241	5,249	5,371	6,091	5,967	1,91,243	2,45,258	2,50,625	3,18,990	2,86,726
Share of Bengal	*388*	*987*	*1,582*	*2,966*	*2,814*	*27,183*	*46,720*	*80,943*	*1,53,388*	*1,46,184*
„ *Bombay*	*415*	*3,201*	*4,329*	*4,783*	*7,455*	*15,921*	*1,33,087*	*1,51,148*	*1,83,243*	*1,95,809*
„ *Sind*	*3,100*	*3,459*	*3,691*	*3,823*	*3,932*	*1,59,900*	*1,55,964*	*1,61,860*	*1,56,785*	*1,47,823*
„ *Madras*	*669*	*1,232*	*1,356*	*1,951*	*1,779*	*42,012*	*54,401*	*69,060*	*1,01,505*	*93,185*
„ *Burma*	*546*	*1,288*	*1,088*	*1,399*	*2,056*	*37,208*	*75,052*	*60,096*	*64,068*	*89,174*
TOTAL	5,118	10,161	12,046	14,922	18,036	2,82,224	4,58,224	5,23,107	6,59,223	6,72,175
Enamels prepared (III, E)*—										
United Kingdom (*including* Channel Islands)	Cwts. 8,349	—	—	—	—	6,10,980	—	—	—	—
Other British Possessions	17	—	—	—	—	1,011	—	—	—	—
TOTAL BRITISH EMPIRE	8,366	—	—	—	—	6,11,991	—	—	—	—
Germany	922	—	—	—	—	69,136	—	—	—	—
Netherlands	87	—	—	—	—	7,747	—	—	—	—
Belgium	105	—	—	—	—	8,661	—	—	—	—
Japan	361	—	—	—	—	18,412	—	—	—	—
United States of America—*Vid* Atlantic Coast	1,308	—	—	—	—	85,186	—	—	—	—
„ Pacific „	10	—	—	—	—	1,306	—	—	—	—
Other Foreign Countries	7	—	—	—	—	199	—	—	—	—
TOTAL FOREIGN COUNTRIES	2,860	—	—	—	—	1,90,647	—	—	—	—
Share of Bengal	*2,420*	—	—	—	—	*1,82,782*	—	—	—	—
„ *Bombay*	*3,544*	—	—	—	—	*2,59,126*	—	—	—	—
„ *Sind*	*625*	—	—	—	—	*48,933*	—	—	—	—
„ *Madras*	*2,338*	—	—	—	—	*1,68,472*	—	—	—	—
„ *Burma*	*2,299*	—	—	—	—	*1,43,325*	—	—	—	—
TOTAL	11,226	—	—	—	—	8,02,638	—	—	—	—
Graphite (III. E)—	Cwts.	Cwts.	Cwts.	Cwts.	Cwts.					
United Kingdom (*including* Channel Islands)	2,991	3,518	2,035	2,118	2,664	77,716	80,004	51,353	47,023	67,630
Ceylon (*excluding* Maldives)	6,913	6,838	4,762	6,470	5,885	60,259	51,684	31,226	39,017	35,925
Other British Possessions	100	..	..	24	38	805	..	..	208	1,743
TOTAL BRITISH EMPIRE	10,004	10,356	6,797	8,612	8,587	1,38,280	1,31,688	82,579	86,248	1,05,298
Germany	110	137	209	293	219	479	1,262	4,066	5,725	3,203
United States of America—*Vid* Atlantic Coast	365	298	445	410	281	25,221	21,188	27,928	23,343	10,459
„ Pacific „	..	..	..	..	36	..	..	..	..	795
Other Foreign Countries	91	51	51	153	681	1,008	345	481	1,022	4,597
TOTAL FOREIGN COUNTRIES	566	486	705	856	1,217	26,708	22,795	32,425	30,090	19,114
Share of Bengal	*6,583*	*6,416*	*3,802*	*5,012*	*5,626*	*88,380*	*68,098*	*43,295*	*45,025*	*51,733*
„ *Bombay*	*1,334*	*3,027*	*2,493*	*3,123*	*2,719*	*25,021*	*31,964*	*37,257*	*46,017*	*44,005*
„ *Sind*	*628*	*579*	*60*	*166*	*365*	*13,337*	*9,561*	*1,696*	*2,718*	*4,337*
„ *Madras*	*1,632*	*1,407*	*696*	*894*	*675*	*29,455*	*35,213*	*21,492*	*14,452*	*17,926*
„ *Burma*	*463*	*413*	*451*	*589*	*419*	*8,745*	*9,647*	*8,264*	*8,126*	*6,411*
TOTAL	10,570	10,842	7,502	9,468	9,804	1,64,938	1,54,483	1,15,004	1,16,338	1,24,412

* Shown under "Varnishes" from 1930-31

No. 10—*continued*

ARTICLES, AND COUNTRIES OF CONSIGNMENT; ALSO SHARE OF EACH PROVINCE	QUANTITY					VALUE				
	1929-30	1930-31	1931-32	1932-33	1933-34	1929-30	1930-31	1931-32	1932-33	1933-34
						R	R	R	R	R
Paints and Painters' materials—*continued*										
Paints and Colours—continued										
Red lead—	Cwts.	Cwts.	Cwts.	Cwts.	Cwts.					
Genuine dry (III. E)—										
United Kingdom (*including* Channel Islands)	16,328	10,113	5,706	7,224	12,453	4,19,808	2,26,937	1,11,650	1,28,612	1,94,958
Other British Possessions	57	..	2	14	2	1,541	..	30	189	47
TOTAL BRITISH EMPIRE	16,385	10,113	5,708	7,238	12,455	4,20,849	2,26,937	1,11,682	1,28,801	1,95,005
Germany	531	1,239	289	912	105	9,920	24,401	5,097	13,220	1,475
Belgium	261	20	40	595	219	5,767	374	882	5,382	2,674
France	2,000	260	240	100	120	39,997	6,196	5,452	1,813	1,608
Italy (*including* Fiume)	1,879	4,894	4,502	1,783	1,195	30,108	83,065	76,844	26,348	15,148
Austria	599	260	..	..	..	13,783	5,909	..	..	—
Japan	12,405	13,606	15,449	28,982	11,046	2,76,537	2,45,004	2,29,000	3,04,244	1,13,403
Other Foreign Countries	47	205	24	18	28	1,063	5,025	459	380	514
TOTAL FOREIGN COUNTRIES	17,222	19,984	20,544	32,380	12,713	3,77,175	3,70,174	3,17,734	3,51,388	1,34,972
Share of Bengal	*22,250*	*13,518*	*17,965*	*23,650*	*10,629*	*4,93,070*	*3,49,585*	*2,76,503*	*3,48,716*	*1,37,068*
,, *Bombay*	*8,221*	*5,069*	*5,253*	*10,633*	*10,323*	*1,85,531*	*1,57,870*	*87,032*	*1,32,064*	*1,25,522*
,, *Sind*	*194*	*1,251*	*885*	*1,162*	*554*	*4,576*	*30,270*	*17,507*	*19,981*	*8,377*
,, *Madras*	*936*	*806*	*520*	*783*	*795*	*23,960*	*20,613*	*12,081*	*12,578*	*12,160*
,, *Burma*	*3,956*	*1,453*	*1,629*	*3,290*	*2,867*	*90,587*	*38,778*	*35,888*	*60,543*	*46,456*
TOTAL	35,607	30,097	26,252	39,568	25,168	7,98,024	5,97,111	4,29,416	6,80,189	3,29,977
Reduced dry (III. E)—	Cwts.	Cwts.	Cwts.	Cwts.	Cwts.					
United Kingdom (*including* Channel Islands)	181	281	509	36	51	3,522	6,283	10,009	618	903
Straits Settlements	..	2	..	..	..	..	44	..	..	..
TOTAL BRITISH EMPIRE	181	283	509	36	51	3,522	6,327	10,009	618	903
Belgium	151	375	10	1,601	50	1,299	2,093	136	13,866	476
Italy (*including* Fiume)	..	308	..	..	..	..	7,677	..	..	..
Other Foreign Countries	120	168	95	330	100	1,228	2,462	1,213	3,435	1,020
TOTAL FOREIGN COUNTRIES	271	851	105	1,931	150	2,527	13,132	1,349	17,301	1,496
Share Bengal	*68*	*795*	..	..	*28*	*1,277*	*13,935*	..	..	*353*
,, *Bombay*	*259*	*138*	..	*1,921*	*100*	*2,141*	*1,369*	..	*17,160*	*1,020*
,, *Sind*	*8*	*40*	*55*	*10*	*50*	*65*	*926*	*510*	*161*	*474*
,, *Madras*	*131*	*66*	*84*	*2*	*23*	*2,565*	*1,150*	*1,612*	*67*	*643*
,, *Burma*	..	*102*	*476*	*54*	*10*	..	*2,079*	*9,236*	*581*	*173*
TOTAL	452	1,134	614	1,967	201	6,049	19,459	11,358	17,919	[illegible]
White lead—	Cwts.	Cwts.	Cwts.	Cwts.	Cwts.					
Genuine dry (III. E)—										
United Kingdom (*including* Channel Islands)	6,944	4,827	2,468	6,287	6,439	2,41,405	1,20,570	69,[illegible]67	1,47,972	1,41,41[illegible]
Other British Possessions	14	8	..	2	4	334	234	..	54	[illegible]
TOTAL BRITISH EMPIRE	6,958	4,835	2,468	6,289	6,443	2,41,739	1,20,804	69,[illegible]67	1,47,926	1,[illegible]

No. 10—*continued*

ARTICLES, AND COUNTRIES OF CONSIGNMENT; ALSO SHARE OF EACH PROVINCE	QUANTITY					VALUE				
	1929-30	1930-31	1931-32	1932-33	1933-34	1929-30	1930-31 ½	1931-32	1932-33	1933-34
						R	R	R	R	R
Paints and Painters' materials—*continued*										
Paints and Colours—continued										
White lead—*continued*										
Genuine dry (III. E)—*contd*	Cwts.	Cwts.	Cwts.	Cwts.	Cwts.					
Germany	234	337	..	..	101	5,657	8,142	..	..	1,825
Belgium	415	2,278	..	..	..	11,227	51,331	..	..	8
Italy (*including* Fiume)	4,801	1,036	1,837	581	925	1,15,980	23,001	35,424	9,720	17,818
Austria	1,206	600	..	..	..	29,074	14,367	..	..	..
Japan	46	115	665	1,596	4,012	1,290	2,825	13,405	24,644	63,482
United States of America—										
Vid Atlantic Coast	3,312	1,015	..	..	..	51,266	23,724	..	..	..
Other Foreign Countries	234	381	24	27	20	..	979	640	562	302
TOTAL FOREIGN COUNTRIES	10,018	5,425	2,526	2,154	5,058	2,14,494	1,24,369	49,469	34,926	83,435
Share of Bengal	*14,038*	*7,178*	*2,811*	*5,334*	*5,946*	*3,67,172*	*1,73,331*	*63,755*	*1,08,501*	*1,17,008*
„ *Bombay*	*1,959*	*1,914*	*1,772*	*2,063*	*4,721*	*58,598*	*51,665*	*42,435*	*44,448*	*85,597*
„ *Sind*	*36*	*48*	*52*	*115*	*66*	*1,420*	*1,668*	*1,955*	*3,939*	*2,167*
„ *Madras*	*162*	*307*	*180*	*285*	*181*	*4,766*	*8,673*	*5,577*	*8,320*	*5,156*
„ *Burma*	*776*	*318*	*194*	*646*	*537*	*24,277*	*9,836*	*5,714*	*17,644*	*16,543*
TOTAL	16,971	9,760	5,009	8,443	11,501	4,56,283	2,45,173	1,19,436	1,82,852	2,25,471
Reduced dry (III. E)—	Cwts.	Cwts.	Cwts.	Cwts.	Cwts.					
TOTAL BRITISH EMPIRE	33	69	37	15	25	642	1,782	1,079	854	686
Japan	..	..	..	625	..	..	..	..	7,098	..
Other Foreign Countries	72	42	7	34	5	1,185	957	138	771	81
TOTAL FOREIGN COUNTRIES	72	42	7	659	5	1,185	957	138	7,869	81
Share of Bengal	*33*	*64*	..	*625*	*14*	*642*	*1,569*	..	*7,098*	*298*
„ *Bombay*	..	*40*	*1*	*6*	..	..	*931*	*66*	*532*	..
„ *Sind*	*7*	*4*	*8*	*37*	*6*	*127*	*98*	*170*	*683*	*109*
„ *Madras*	*65*	..	*2*	*6*	*10*	*1,058*	..	*60*	*210*	*360*
„ *Burma*	..	*3*	*33*	..	..	..	*91*	*922*	..	..
TOTAL	105	111	44	674	30	1,827	2,689	1,217	8,523	767
Genuine moist (III. E)—	Cwts.	Cwts.	Cwts.	Cwts.	Cwts.					
United Kingdom (*including* Channel Islands)	2,881	3,121	2,090	3,180	3,321	87,521	91,748	56,204	70,936	75,002
Other British Possessions	..	..	..	3	..	..	..	31	81	10
TOTAL BRITISH EMPIRE	2,881	3,121	2,090	3,183	3,321	87,521	91,748	56,325	71,017	75,012
TOTAL FOREIGN COUNTRIES	38	15	220	21	257	1,083	366	3,694	361	4,375
Share of Bengal	*1,421*	*1,385*	*1,050*	*1,857*	*1,998*	*40,834*	*38,738*	*21,668*	*39,760*	*42,856*
„ *Bombay*	*1,255*	*1,072*	*849*	*1,189*	*1,307*	*39,478*	*32,674*	*26,935*	*27,816*	*30,226*
„ *Sind*	*36*	*20*	*14*	*15*	*13*	*1,300*	*660*	*472*	*401*	*392*
„ *Madras*	*88*	*176*	*18*	*104*	*80*	*3,119*	*5,604*	*555*	*2,791*	*2,039*
„ *Burma*	*119*	*483*	*379*	*39*	*180*	*3,873*	*14,438*	*10,389*	*610*	*3,874*
TOTAL	2,919	3,136	2,310	3,204	3,578	88,604	92,114	60,019	71,378	79,387
Reduced moist (III. E)—	Cwts.	Cwts.	Cwts.	Cwts.	Cwts.					
United Kingdom (*including* Channel Islands)	950	2,241	1,947	1,416	748	29,188	66,044	53,554	38,486	17,446
Ceylon (*including* Maldives)	..	..	..	..	3	..	..	..	..	82
TOTAL BRITISH EMPIRE	950	2,241	1,947	1,416	751	29,188	66,044	53,554	38,486	17,528
TOTAL FOREIGN COUNTRIES	157	259	57	200	15	2,715	3,895	771	3,179	312

No. 10—*continued*

ARTICLES, AND COUNTRIES OF CONSIGNMENT; ALSO SHARE OF EACH PROVINCE	QUANTITY					VALUE				
	1929-30	1930-31	1931-32	1932-33	1933-34	1929-30	1930-31	1931-32	1932-33	1933-34
Paints and Painters' materials—*continued*						R	R	R	R	R
Paints and Colours—continued										
White lead—*continued*										
Reduced moist (III. E)—*continued*	Cwts.	Cwts.	Cwts.	Cwts.	Cwts.					
Share of Bengal	*97*	*186*	..	*245*	*396*	*1,819*	*4,005*	..	*3,878*	*7,979*
„ *Bombay*	..	*13*	*9*	*55*	*5*	..	*483*	*810*	*658*	*61*
„ *Sind*	*193*	*276*	*57*	*10*	*1*	*3,717*	*4,406*	*771*	*261*	*26*
„ *Madras*	..	..	..	*5*	*6*	..	..	..	*119*	*137*
„ *Burma*	*817*	*2,026*	*1,938*	*1,331*	*358*	*26,367*	*60,146*	*53,344*	*36,764*	*9,637*
TOTAL	1,107	2,500	2,004	1,610	766	31,903	69,939	54,925	41,665	17,840
Lithophone—*(a)*										
Dry (III. E)—*(a)*		Cwts.	Cwts.	Cwts.	Cwts.					
United Kingdom (*including* Channel Islands)	—	652	985	245	4,351	—	8,614	11,949	4,068	81,131
Germany	—	1,910	4,154	8,179	6,605	—	24,664	50,981	98,580	74,041
Netherlands	—	2,490	..	2,880	3,867	—	34,075	..	31,315	35,547
Belgium	—	6,121	925	3,313	1,503	—	80,879	12,185	39,590	16,875
France	—	100	4,283	..	..	—	1,306	55,525	..	..
Other Foreign Countries	—	6	245	121	41	—	313	3,471	1,053	273
TOTAL FOREIGN COUNTRIES	—	10,627	9,607	14,493	11,516	—	1,41,237	1,22,182	1,65,537	1,26,236
Share of Bengal	—	*10,423*	*9,700*	*14,411*	*12,415*	—	*1,38,377*	*1,23,198*	*1,66,961*	*1,37,049*
„ *Bombay*	—	*856*	*620*	*180*	*3,426*	—	*11,474*	*7,900*	*2,025*	*40,051*
„ *Sind*	—	..	..	..	*5*	—	..	..	..	*61*
„ *Madras*	—	..	*272*	*147*	*91*	—	..	*9,983*	*1,619*	*216*
TOTAL	—	11,279	10,592	14,738	15,867	—	*1,49,851*	2,34,081	1,69,605	1,77,367
White moist (III. E)—*(a)*		Cwts.	Cwts.	Cwts.	Cwts.					
United Kingdom (*including* Channel Islands)	—	..	..	5	11	—	..	..	67	174
Belgium	—	..	500	..	..	—	..	6,824	..	..
Other Foreign Countries	—	74	60	29	74	—	1,152	1,065	841	1,115
TOTAL FOREIGN COUNTRIES	—	74	560	29	74	—	1,152	7,889	841	1,115
Share of Bengal	—	*72*	*560*	..	*74*	—	*1,122*	*7,389*	..	*1,115*
„ *Bombay*	—	..	..	*29*	..	—	..	..	*341*	..
„ *Sind*	—	*2*	..	*5*	*11*	—	*30*	..	*67*	*174*
TOTAL	—	74	560	34	85	—	1,152	7,389	408	1,289
Zinc, white—										
Genuine dry (III. E)—	Cwts.	Cwts.	Cwts.	Cwts.	Cwts.					
United Kingdom (*including* Channel Islands)	4,421	8,367	7,957	8,368	10,451	1,42,098	1,78,849	1,48,180	1,45,411	1,76,959
Other British Possessions	1	11	..	..	4	37	105	28	..	83
TOTAL BRITISH EMPIRE	4,422	8,378	7,957	8,368	10,455	1,42,135	1,78,954	1,48,208	1,45,411	1,76,142
Germany	1,120	2,963	1,061	2,640	1,023	21,063	54,456	20,538	42,959	17,119
Netherlands	4,545	1,156	477	270	286	89,902	23,442	8,919	4,972	4,728
Belgium	2,634	3,410	1,936	947	461	52,390	64,862	34,114	15,819	5,827
France	98	40	45	279	59	2,079	796	821	5,196	1,104
Persia	..	..	..	..	2,979	..	..	..	..	8,969
Japan	130	378	528	960	1,305	3,642	8,135	9,665	14,613	20,753
United States of America—										
Mid Atlantic Coast	2,037	320	..	19	..	40,402	6,344	..	581	40
Other Foreign Countries	..	2	46	..	99	..	83	1,030	..	1,657
TOTAL FOREIGN COUNTRIES	10,564	8,269	4,143	5,115	6,214	2,09,488	1,57,605	75,087	83,857	60,279

(a) Separately recorded, from 1930-31.

No. 10—*continued*

ARTICLES, AND COUNTRIES OF CONSIGNMENT; ALSO SHARE OF EACH PROVINCE	QUANTITY					VALUE				
	1929-30	1930-31	1931-32	1932-33	1933-34	1929-30	1930-31	1931-32	1932-33	1933-34
Paints and Painters' materials—*continued*						R	R	R	R	R
Paints and Colours—continued										
Zinc, white—*continued*										
Genuine dry (III. E)—*contd.*	Cwts.	Cwts.	Cwts.	Cwts.	Cwts.					
Share of Bengal	*5,588*	*11,719*	*6,812*	*9,265*	*6,529*	*1,50,214*	*2,31,591*	*1,13,030*	*1,39,524*	*96,451*
„ *Bombay*	*8,437*	*4,093*	*4,610*	*3,076*	*9,214*	*1,78,264*	*85,968*	*90,928*	*62,609*	*1,15,289*
„ *Sind*	*177*	*166*	*245*	*337*	*390*	*7,477*	*5,985*	*9,504*	*11,615*	*12,081*
„ *Madras*	*734*	*406*	*341*	*421*	*323*	*14,387*	*6,802*	*7,034*	*8,544*	*6,560*
„ *Burma*	*50*	*263*	*92*	*384*	*213*	*1,261*	*6,213*	*2,799*	*7,076*	*6,040*
TOTAL	14,986	16,647	12,100	13,483	16,669	3,51,603	3,36,559	2,23,295	2,29,268	2,36,421
Reduced dry (III. E)—	Cwts.	Cwts.	Cwts.	Cwts.	Cwts.					
United Kingdom (*including* Channel Islands)	1,161	803	308	119	386	19,208	13,056	5,665	2,540	5,648
Other British Possessions	..	..	..	2	..	..	..	..	42	..
TOTAL BRITISH EMPIRE	1,161	803	308	121	386	19,208	13,056	5,665	2,582	5,648
Germany	382	357	255	481	640	5,134	4,697	3,028	6,251	7,392
Netherlands	107	144	336	170	210	1,609	2,036	5,073	1,951	2,134
Belgium	105	127	57	192	480	1,428	1,780	919	3,533	5,632
Other Foreign Countries	5	..	139	130	4	116	..	2,169	1,943	145
TOTAL FOREIGN COUNTRIES	599	628	787	973	1,334	8,287	8,513	11,184	13,678	15,303
Share of Bengal	*1,219*	*966*	*482*	..	*202*	*20,099*	*15,028*	*7,655*	..	*2,728*
„ *Bombay*	*122*	*64*	*161*	*313*	*429*	*1,783*	*987*	*2,323*	*5,217*	*5,998*
„ *Sind*	*35*	*17*	*25*	*129*	*23*	*682*	*460*	*515*	*2,438*	*436*
„ *Madras*	*384*	*378*	*374*	*476*	*1,061*	*4,931*	*4,746*	*4,504*	*6,228*	*11,639*
„ *Burma*	..	*6*	*53*	*177*	*5*	..	*348*	*1,353*	*2,377*	*160*
TOTAL	1,760	1,431	1,095	1,094	1,720	27,495	21,569	16,849	16,260	20,951
Genuine moist (III. E)—	Cwts.	Cwts.	Cwts.	Cwts.	Cwts.					
United Kingdom (*including* Channel Islands)	23,817	20,086	19,472	15,951	19,202	8,01,205	6,63,131	5,73,208	4,55,392	5,25,070
Other British Possessions	..	1	..	3	..	..	31	..	128	..
TOTAL BRITISH EMPIRE	23,817	20,087	19,472	15,954	19,202	8,01,205	6,63,162	5,73,208	4,55,520	5,25,070
Germany	80	145	77	559	93	1,828	3,980	1,469	8,104	1,472
Netherlands	535	684	710	503	284	13,507	14,396	14,697	9,886	5,628
France	..	..	39	..	..	..	..	899	..	..
Belgium	300	..	..	128	19	6,888	..	..	1,694	361
Japan	295	5,843	6,265	18,383	16,858	6,487	1,24,291	1,20,085	2,96,247	2,66,365
United States of America—										
Vid Atlantic Coast	902	20	..	..	109	17,776	616	..	..	2,114
TOTAL FOREIGN COUNTRIES	2,052	6,692	7,091	19,573	17,363	45,986	1,43,283	1,37,150	3,15,931	2,75,900
Share of Bengal	*3,590*	*3,231*	*3,572*	*6,741*	*6,761*	*1,12,769*	*1,00,856*	*99,294*	*1,36,324*	*1,43,721*
„ *Bombay*	*15,563*	*17,657*	*13,399*	*23,146*	*23,970*	*5,22,811*	*5,08,625*	*4,64,351*	*4,86,184*	*5,23,713*
„ *Sind*	*1,568*	*1,343*	*1,584*	*2,267*	*3,475*	*55,884*	*59,041*	*49,671*	*54,903*	*69,650*
„ *Madras*	*450*	*269*	*298*	*756*	*462*	*11,365*	*7,682*	*6,773*	*13,584*	*8,925*
Burma	*3,593*	*3,779*	*2,710*	*2,617*	*1,897*	*1,44,462*	*1,30,241*	*90,269*	*80,456*	*54,963*
TOTAL	25,869	26,779	26,563	35,527	36,565	8,47,191	8,06,445	7,10,358	7,71,451	8,00,970

No. 10—*continued*

ARTICLES, AND COUNTRIES OF CONSIGNMENT; ALSO SHARE OF EACH PROVINCE	QUANTITY					VALUE				
	1929-30	1930-31	1931-32	1932-33	1933-34	1929-30	1930-31	1931-32	1932-33	1933-34
						R	R	R	R	R
Paints and Painters' materials—*continued*										
Paints and Colours—continued										
Zinc, white—*continued*										
Reduced moist (III. E)—	Cwts.	Cwts.	Cwts.	Cwts.	Cwts.					
United Kingdom (*including* Channel Islands)	5,019	6,511	4,687	6,314	3,065	1,15,711	1,37,672	91,280	1,22,477	55,054
Other British Possessions	..	..	..	..	76	..	..	..	..	651
TOTAL British EMPIRE	5,019	6,511	4,687	6,314	3,141	1,15,711	1,37,672	91,280	1,22,477	55,705
Netherlands	1,285	1,697	1,148	169	130	21,097	27,659	17,706	2,411	1,717
Japan	45	192	6	255	1,198	485	2,583	561	1,814	9,145
Other Foreign Countries	..	156	258	49	20	..	2,617	2,928	755	173
TOTAL FOREIGN COUNTRIES	1,330	2,045	1,412	473	1,348	21,582	32,859	21,195	4,980	1,1033
Share of Bengal	*1,107*	*1,998*	*1,187*	*933*	*1,933*	*18,077*	*34,743*	*18,573*	*12,814*	*21,691*
" *Bombay*	*254*	*201*	*50*	*305*	*193*	*5,680*	*2,419*	*466*	*3,541*	*3,293*
" *Sind*	*4,823*	*6,019*	*4,680*	*5,323*	*1,632*	*1,07,088*	*1,25,331*	*90,088*	*1,03,477*	*28,100*
" *Madras*	..	..	*77*	*12*	*23*	..	..	*1,417*	*343*	*433*
" *Burma*	*165*	*338*	*105*	*214*	*708*	*6,448*	*8,038*	*1,931*	*1,289*	*13,216*
TOTAL	6,349	8,556	6,099	6,787	4,480	1,37,293	1,70,531	1,12,475	1,27,457	66,736
Other sorts (III. E) (*a*)—	Cwts.									
United Kingdom (*including* Channel Islands)	173,388	—	—	—	—	48,33,241	—	—	—	—
Ceylon (*excluding* Maldives)	234	—	—	—	—	7,524	—	—	—	—
Straits Settlements	190	—	—	—	—	19,001	—	—	—	—
Hongkong	493	—	—	—	—	1,26,466	—	—	—	—
Other British Possessions	90	—	—	—	—	2,918	—	—	—	—
TOTAL BRITISH EMPIRE	174,395	—	—	—	—	49,89,150	—	—	—	—
Sweden	1,501	—	—	—	—	14,430	—	—	—	—
Germany	16,512	—	—	—	—	5,90,085	—	—	—	—
Netherlands	12,464	—	—	—	—	2,05,838	—	—	—	—
Belgium	31,484	—	—	—	—	4,05,988	—	—	—	—
France	1,531	—	—	—	—	30,900	—	—	—	—
Spain	763	—	—	—	—	5,104	—	—	—	—
Italy (*including* Fiume)	4,980	—	—	—	—	26,257	—	—	—	—
Persia	18,393	—	—	—	—	69,630	—	—	—	—
China (*exclusive of* Hongkong and Macão)	1,658	—	—	—	—	1,31,708	—	—	—	—
Japan	864	—	—	—	—	25,565	—	—	—	—
United States of America—										
Viâ Atlantic Coast	8,482	—	—	—	—	4,90,484	—	—	—	—
" Pacific "	2,986	—	—	—	—	1,47,658	—	—	—	—
Other Foreign Countries	1,585	—	—	—	—	8,485	—	—	—	—
TOTAL FOREIGN COUNTRIES	103,212	—	—	—	—	21,52,132	—	—	—	—
Share of Bengal	*144,423*	—	—	—	—	*31,11,185*	—	—	—	—
" *Bombay*	*75,648*	—	—	—	—	*22,62,230*	—	—	—	—
" *Sind*	*16,381*	—	—	—	—	*4,52,712*	—	—	—	—
" *Madras*	*19,311*	—	—	—	—	*6,99,146*	—	—	—	—
" *Burma*	*21,844*	—	—	—	—	*6,16,009*	—	—	—	—
TOTAL	277,607	—	—	—	—	71,41,282	—	—	—	—

(*a*) Sub-divided under the heads following from 1929-31.

No. 10—*continued*

ARTICLES, AND COUNTRIES OF CONSIGNMENT ALSO SHARE OF EACH PROVINCE	QUANTITY					VALUE				
	1929-30	1930-31	1931-32	1932-33	1933-34	1929-30	1930-31	1931-32	1932-33	1933-34
Paints and Painter's Materials—*continued*							R	R	R	R
Paints and Colours—continued										
Other sorts—										
White Dry (III. E) (*a*)—		Cwts.	Cwts.	Cwts.	Cwts.					
United Kingdom (*including* Channel Islands)	—	12,784	13,868	9,208	1,248	—	1,04,887	75,598	47,633	29,064
Other British Possessions	—	4	..	2	..	—	162	..	66	6
TOTAL BRITISH EMPIRE	—	12,788	13,868	9,210	1,248	—	1,05,049	75,598	47,699	29,070
Germany	—	447	1,504	942	281	—	7,902	8,915	3,078	4,060
Belgium	—	3,990	4,173	2,894	..	—	10,131	9,922	6,297	..
Other Foreign Countries	—	722	612	394	167	—	9,528	2,456	4,560	1,549
TOTAL FOREIGN COUNTRIES	—	5,159	6,289	4,230	448	—	27,561	16,293	13,936	5,609
Share of Bengal	—	*16,356*	*13,703*	*13,199*	*1,313*	—	*94,485*	*75,381*	*57,800*	*26,257*
„ *Bombay*	—	*1,258*	*1,217*	*235*	*157*	—	*27,631*	*10,399*	*3,493*	*1,436*
„ *Sind*	—	*25*	*22*	..	..	—	*503*	*344*	..	..
„ *Madras*	—	*198*	*188*	*6*	*226*	—	*7,778*	*4,832*	*342*	*6,986*
„ *Burma*	—	*110*	*22*	..	..	—	*2,213*	*385*	..	..
TOTAL	—	17,947	20,167	13,440	1,696	—	1,32,610	91,891	61,635	34,679
Coloured Dry (III. E) (*a*)—		Cwts.	Cwts.	Cwts.	Cwts.					
United Kingdom (*including* Channel Islands)	—	32,323	30,771	31,530	42,517	—	10,45,404	8,85,276	9,00,374	10,43,716
Ceylon (*excluding* Maldives)	—	24	106	30	10	—	947	9,996	1,145	243
Straits Settlements	—	64	81	135	96	—	12,956	12,371	17,823	10,512
Hongkong	—	383	86	341	387	—	89,026	21,817	61,260	72,274
Other British Possessions	—	..	..	30	48	—	57	..	2,038	4,467
TOTAL BRITISH EMPIRE	—	32,794	31,044	32,066	43,058	—	11,48,990	9,29,460	9,82,740	11,31,212
Sweden	—	948	974	1,260	1,985	—	8,793	10,029	13,054	19,387
Germany	—	24,842	20,264	10,444	7,044	—	4,20,021	3,30,939	3,76,129	2,82,659
Netherlands	—	3,660	2,945	3,590	2,146	—	66,690	46,520	69,363	51,377
Belgium	—	10,779	8,148	7,673	6,498	—	1,13,775	82,881	72,506	75,020
France	—	608	430	193	256	—	16,490	17,427	14,552	12,701
Spain	—	711	47	100	101	—	5,009	256	620	593
Italy (*including* Fiume)	—	3,810	2,166	2,616	2,407	—	28,487	31,963	37,314	30,505
Persia	—	..	..	2,000	20,851	—	..	..	8,385	68,153
China(*exclusive* of Hongkong and Macão)	—	231	147	177	151	—	85,936	58,963	61,304	14,577
Japan	—	1,429	915	2,666	2,567	—	19,193	11,065	34,925	20,851
United States of America—										
Vid Atlantic Coast	—	1,354	1,333	2,132	2,725	—	54,554	41,287	66,146	67,193
„ Pacific „	—	1,055	1	316	268	—	15,304	59	3,535	6,623
Other Foreign Countries	—	118	99	31	28	—	5,638	2,749	1,196	3,466
TOTAL FOREIGN COUNTRIES	—	49,545	37,469	33,198	47,627	—	8,39,980	6,34,138	7,50,719	6,53,114
Share of Bengal	—	*43,097*	*35,500*	*32,451*	*41,085*	—	*9,59,251*	*6,74,337*	*7,79,439*	*8,16,987*
„ *Bombay*	—	*23,778*	*19,702*	*17,498*	*33,685*	—	*5,66,323*	*4,91,134*	*5,04,679*	*5,01,417*
„ *Sind*	—	*6,879*	*4,928*	*7,165*	*7,998*	—	*1,70,780*	*1,53,943*	*1,96,114*	*2,09,539*
„ *Madras*	—	*5,976*	*6,535*	*6,913*	*7,030*	—	*2,05,011*	*2,05,718*	*1,99,513*	*2,00,917*
„ *Burma*	—	*2,609*	*1,554*	*1,377*	*887*	—	*87,605*	*39,166*	*62,714*	*55,466*
TOTAL	—	82,339	68,513	65,264	90,685	—	19,88,970	15,63,508	17,42,459	17,84,926
White moist (III. E) (*a*)—		Cwts.	Cwts.	Cwts.	Cwts.					
United Kingdom (*including* Channel Islands)	—	11,228	7,960	7,116	9,661	—	2,70,752	1,98,663	1,84,615	2,30,215
Other British Possessions	—	10	25	3	10	—	400	1,050	287	942
TOTAL BRITISH EMPIRE	—	11,238	7,985	7,119	9,671	—	2,71,152	1,99,713	1,84,902	2,31,157

(*a*) Separately recorded from 1930-31.

No. 10—*continued*

ARTICLES, AND COUNTRIES OF CONSIGNMENT; ALSO SHARE OF EACH PROVINCE	QUANTITY					VALUE				
	1929-30	1930-31	1931-32	1932-33	1933-34	1929-30	1930-31	1931-32	1932-33	1933-34
Paints and Painters' materials—*continued*							R	R	R	R
Paints and Colours—continued										
Other sorts—*continued*										
White moist (III. E) (*a*)—*continued*		Cwts.	Cwts.	Cwts.	Cwts.					
Germany	—	79	265	130	118	—	2,511	6,076	2,641	2,847
Netherlands	—	4,394	2,175	1,213	902	—	71,509	34,325	20,169	10,965
Japan	—	40	40	38	716	—	958	867	721	10,660
United States of America—										
Vid Atlantic Coast .	—	178	60	27	21	—	9,018	2,763	1,274	2,329
„ Pacific „ . .	—	149	6	..	7	—	6,852	431	1,038	477
Other Foreign Countries .	—	375	714	353	126	—	2,796	4,998	4,790	2,324
TOTAL FOREIGN COUNTRIES	—	5,215	3,260	1,756	1,588	—	93,644	49,462	30,613	29,702
Share of Bengal . .	—	*3,353*	*1,091*	*233*	*258*	—	*49,767*	*23,615*	*10,070*	*7,375*
„ *Bombay* . .	—	*3,602*	*5,318*	*5,865*	*4,675*	—	*3,04,930*	*1,15,412*	*1,39,377*	*1,24,993*
„ *Sind* . . .	—	*1,333*	*1,403*	*1,647*	*3,851*	—	*24,069*	*24,414*	*34,547*	*77,979*
„ *Madras* . .	—	*2,863*	*3,387*	*1,774*	*2,343*	—	*79,199*	*54,325*	*40,254*	*52,947*
„ *Burma* . .	—	*302*	*46*	*56*	*137*	—	*6,441*	*1,409*	*1,267*	*2,063*
TOTAL .	—	16,453	11,245	8,875	11,250	—	3,64,796	2,49,175	2,15,515	2,60,859
Coloured moist (III. E) (*a*)—		Cwts.	Cwts.	Cwts.	Cwts.					
United Kingdom (*including* Channel Islands) . .	—	67,232	56,075	52,590	49,910	—	21,82,917	16,66,011	16,80,180	16,70,[illegible]
Ceylon (*excluding* Maldives)	—	123	68	81	98	—	5,250	1,408	567	5,213
Straits Settlements . .	—	98	69	166	220	—	2,963	4,880	5,487	2,310
Canada—										
Vid Atlantic Coast .	—	..	..	184	7	—	..	..	20,116	409
„ Pacific „ . .	—	..	..	..	..	—	..	..	60	..
Other British Possessions .	—	3	111	61	93	—	360	2,323	2,248	1,906
TOTAL BRITISH EMPIRE .	—	67,456	56,318	53,032	50,328	—	21,91,490	16,74,122	17,17,678	16,80,748
Germany	—	1,189	1,285	943	1,035	—	54,469	60,409	45,246	54,614
Netherlands	—	1,974	2,317	1,070	1,095	—	87,765	89,395	42,401	38,700
Belgium	—	258	668	491	114	—	6,750	7,844	8,643	3,083
Italy (*including* Fiume) .	—	106	1,018	190	37	—	6,644	25,902	10,522	1,867
Persia	—	..	..	2,000	..	—	..	..	8,406	..
Japan	—	35	318	2,300	8,030	—	677	10,781	34,547	1,14,396
United States of America—										
Vid Atlantic Coast .	—	3,166	3,796	1,291	1,330	—	2,62,648	1,96,209	1,23,971	1,04,158
„ Pacific „ . .	—	1,710	371	694	1,007	—	73,299	16,436	27,722	33,345
Other Foreign Countries .	—	361	73	169	403	—	6,262	2,240	3,781	9,644
TOTAL FOREIGN COUNTRIES	—	8,799	9,841	9,238	13,147	—	4,58,454	3,78,400	3,05,240	3,68,819
Share of Bengal . .	—	*28,773*	*23,061*	*24,097*	*20,[illegible]*	—	*10,47,094*	*7,71,764*	*7,84,389*	*7,83,731*
„ *Bombay* . .	—	*25,009*	*23,362*	*21,032*	*25,112*	—	*8,70,326*	*7,83,789*	*7,32,621*	*7,66,171*
„ *Sind* . . .	—	*6,335*	*6,413*	*6,478*	*[illegible],875*	—	*1,80,373*	*1,63,815*	*1,79,183*	*1,77,[illegible]*
„ *Madras* . .	—	*6,140*	*6,829*	*6,994*	*5,774*	—	*2,38,055*	*1,74,[illegible]*	*1,51,661*	*1,94,467*
„ *Burma* . .	—	*9,998*	*6,494*	*5,669*	*6,412*	—	*3,14,096*	*1,66,[illegible]*	*1,43,120*	*1,76,941*
TOTAL .	—	76,255	66,159	62,270	63,475	—	26,49,944	20,52,522	20,22,918	20,49,[illegible]
Total *Paints and Colours* (*b*)—	Cwts.	Cwts.	Cwts.	Cwts.	Cwts.					
United Kingdom (*including* Channel Islands) . .	251,028	188,937	183,886	169,662	179,357	74,76,602	54,13,[illegible]	42,83,[illegible]	41,57,[illegible]	46,74,[illegible]
Ceylon (*excluding* Maldives)	7,236	7,002	4,943	6,543	6,[illegible]	70,706	58,685	43,041	41,111	41,717
Straits Settlements . .	290	181	165	340	41[illegible]	19,[illegible]	16,227	17,[illegible]	22,[illegible]	1[illegible],835
Hongkong . . .	493	383	86	353	4[illegible]	1,26,466	89,[illegible]	21,817	61,[illegible]	7[illegible],[illegible]

(*a*) separately recorded from 1930-31.
(*b*) Figures prior to 1930-31 include "Enamels".

No. 10—*continued*

ARTICLES, AND COUNTRIES OF CONSIGNMENT; ALSO SHARE OF EACH PROVINCE	QUANTITY					VALUE				
	1929-30	1930-31	1931-32	1932-33	1933-34	1929-30	1930-31	1931-32	1932-33	1933-34
						R	R	R	R	R
Paints and Painters' materials—*continued*										
Paints and Colours—concluded										
Total Paints and Colours *(a)*—continued	Cwts.	Cwts.	Cwts.	Cwts.	Cwts.					
Canada—										
Vid Atlantic Coast	5	3	4	206	72	260	354	307	22,731	7,119
„ Pacific „	..	..	..	..	..	..	..	..	80	..
Other British Possessions	85	..	107	59	86	2,658	63	2,016	2,857	1,740
TOTAL BRITISH EMPIRE	259,137	196,506	169,191	168,153	186,369	76,96,005	55,78,496	43,68,090	44,78,226	48,16,470
Sweden	1,533	1,287	974	1,359	2,373	14,781	13,221	10,167	14,875	23,678
Germany	97,664	125,059	69,577	40,077	49,450	10,84,820	10,33,670	7,80,316	8,93,094	7,53,802
Netherlands	19,423	30,419	20,563	14,718	9,211	3,51,864	3,25,629	2,17,407	2,24,949	1,80,390
Belgium	36,114	50,849	19,789	43,509	30,094	5,13,150	4,29,465	2,39,004	2,42,376	1,79,483
France	3,634	1,060	5,076	609	501	73,093	26,452	31,553	22,884	16,782
Spain	768	711	47	120	121	5,104	5,099	256	948	895
Italy (*including* Fiume)	17,434	14,332	16,548	5,658	14,027	1,98,861	1,63,867	1,92,905	86,867	96,225
Austria	1,885	924	55	..	67	43,801	22,839	1,854	..	2,483
Czechoslovakia	10	40	108	86	106	440	899	2,216	2,807	5,293
Persia	19,393	1	..	4,000	23,830	69,630	55	6	16,791	77,022
China (*exclusive* of Hongkong and Macão)	1,658	231	163	216	246	1,31,708	35,941	59,392	64,222	16,155
Japan	14,137	21,993	24,923	56,977	46,676	3,33,035	4,08,263	4,03,099	7,29,374	6,27,299
United States of America—										
Vid Atlantic Coast	10,424	6,624	6,263	3,879	4,498	7,10,758	3,35,944	2,73,768	2,15,321	1,35,701
„ Pacific „	2,996	2,914	383	1,010	1,323	1,48,964	95,455	17,092	32,295	41,322
Other Foreign Countries	1,516	181	71	78	123	7,700	6,429	2,553	1,950	5,644
TOTAL FOREIGN COUNTRIES	233,564	256,625	164,535	172,296	183,546	36,81,709	30,02,228	22,81,088	25,48,753	22,12,874
Share of Bengal	*236,093*	*171,444*	*133,290*	*148,960*	*138,985*	*47,16,848*	*34,10,462*	*24,56,342*	*27,09,485*	*25,18,484*
„ *Bombay*	*125,305*	*106,207*	*96,472*	*104,970*	*136,899*	*35,85,035*	*27,04,284*	*23,07,727*	*24,27,541*	*25,97,277*
„ *Sind*	*27,806*	*79,374*	*59,558*	*28,608*	*28,335*	*3,57,266*	*6,85,138*	*7,75,786*	*7,77,429*	*7,35,535*
„ *Madras*	*27,145*	*20,410*	*22,206*	*19,873*	*20,952*	*10,66,609*	*6,75,477*	*6,08,264*	*5,66,884*	*6,15,019*
„ *Burma*	*76,352*	*75,196*	*22,206*	*38,038*	*55,344*	*12,12,556*	*9,05,369*	*5,01,054*	*5,45,640*	*[5,62,529*
TOTAL	492,701	453,131	333,726	340,449	369,915	1,13,77,714	85,20,724	66,49,173	70,26,979	70,28,844
Painters' materials (other than *paints and colours*)—										
Turpentine—										
Genuine turpentine (III. E)—	Cwts.	Cwts.	Cwts.	Cwts.	Cwts.					
United Kingdom (*including* Channel Islands)	2,659	2,253	1,437	[1,187	1,078	1,05,547	81,290	54,379	47,038	43,705
Other British Possessions	34	2	2	..	..	936	90	62	17	16
TOTAL BRITISH EMPIRE	2,693	2,255	1,439	1,187	1,078	1,06,483	81,380	54,441	47,055	43,721
Sweden	2,937	866	425	[170	359	77,817	18,426	9,159	3,539	7,995
Germany	3,594	291	585	185	479	45,581	6,679	10,977	5,356	9,423
United States of America—										
Vid Atlantic Coast	95	105	21	45	459	2,955	2,900	695	1,461	13,440
„ Pacific „	78	72	30	..	18	[2,715	2,487	1,501	..	512
Other Foreign Countries	85	60	90	201	373	[2,755	1,492	2,125	5,062	9,170
TOTAL FOREIGN COUNTRIES	6,789	1,394	[1,150	601	1,688	1,31,773	31,984	24,457	15,418	40,540
Share of Bengal	*[4,631*	*898*	*756*	*636*	*1,254*	*33,127*	*28,949*	*21,368*	*20,189*	*38,653*
„ *Bombay*	*[3,000*	*1,240*	*904*	*431*	*710*	*95,729*	*33,360*	*22,881*	*14,979*	*22,236*
„ *Sind*	*199*	*151*	*146*	*71*	*129*	*5,473*	*5,104*	*3,831*	*2,079*	*3,086*
„ *Madras*	*792*	*809*	*393*	*253*	*269*	*24,792*	*19,290*	*11,151*	*8,359*	*9,501*
„ *Burma*	*819*	*721*	*500*	*397*	*404*	*29,135*	*26,661*	*19,667*	*16,887*	*16,784*
TOTAL	9,482	[3,649	2,599	[1,788	[2,766	2,38,256	1,13,364	78,898	62,478	84,261

(a) Figures prior to 1930-31 include "Enamels".

No. 10—*continued*

ARTICLES, AND COUNTRIES OF CONSIGNMENT; ALSO SHARE OF EACH PROVINCE	QUANTITY					VALUE				
	1929-30	1930-31	1931-32	1932-33	1933-34	1929-30	1930-31	1931-32	1932-33	1933-34
						R	R	R	R	R
Paints and Painters' Materials—*continued*										
Painters' materials **(other than *paints and colours*)**—continued										
Turpentine substitute (III. E)—	Cwts.	Cwts.	Cwts.	Cwts.	Cwts.					
United Kingdom (*including* Channel Islands)	2,502	2,079	2,189	2,156	2,091	44,356	39,159	36,360	37,962	37,333
United States of America—										
Vid Atlantic Coast	428	19	..	..	26	12,064	595	2	..	861
,, Pacific ,,	2	..	51	..	39	20	..	1,685	..	930
Other Foreign Countries	39	10	..	10	18	702	236	..	256	664
TOTAL FOREIGN COUNTRIES	469	29	51	10	83	12,786	831	1,687	256	2,455
Share of Bengal	*232*	*229*	*144*	*212*	*318*	*4,648*	*4,867*	*2,762*	*5,986*	*6,764*
,, *Bombay*	*2,129*	*1,167*	*1,546*	*1,225*	*1,185*	*39,724*	*20,866*	*25,197*	*19,168*	*20,944*
,, *Sind*	*434*	*384*	*359*	*403*	*292*	*9,103*	*7,608*	*6,354*	*6,756*	*4,563*
,, *Madras*	*148*	*265*	*131*	*301*	*251*	*3,186*	*5,363*	*3,541*	*5,775*	*6,819*
,, *Burma*	*28*	*63*	*10*	*25*	*28*	*481*	*1,388*	*193*	*533*	*578*
TOTAL	2,071	2,108	2,240	2,166	2,174	57,142	39,990	38,047	38,218	40,010
Varnish—										
Enamels (III. E) (a)—		Cwts.	Cwts.	Cwts.	Cwts.					
United Kingdom (*including* Channel Islands)	—	4,490	2,621	3,342	1,873	—	2,51,626	1,44,809	1,71,096	1,15,570
Other British Possessions	—	10	19	65	127	—	1,038	1,909	4,619	6,032
TOTAL BRITISH EMPIRE	—	4,500	2,640	3,407	2,000	—	2,52,664	1,46,718	1,75,715	1,21,602
Germany	—	251	107	172	121	—	20,754	11,492	11,837	9,617
Netherlands	—	128	204	223	121	—	8,687	10,933	9,505	5,171
Japan	—	415	145	418	622	—	19,107	8,028	10,807	24,709
United States of America—										
Vid Atlantic Coast	—	1,071	277	163	177	—	91,422	22,267	20,235	16,274
,, Pacific ,,	—	21	10	4	10	—	1,968	718	476	969
Other Foreign Countries	—	9	3	13	46	—	704	212	797	2,400
TOTAL FOREIGN COUNTRIES	—	1,895	836	993	1,097	—	1,42,642	53,650	53,747	59,470
Share of Bengal	—	*968*	*197*	*46*	*53*	—	*81,708*	*12,959*	*3,794*	*3,303*
,, *Bombay*	—	*108*	*6*	*32*	*43*	—	*7,057*	*288*	*4,106*	*3,408*
,, *Sind*	—	*1,857*	*1,221*	*1,438*	*432*	—	*53,369*	*37,879*	*44,704*	*31,958*
,, *Madras*	—	*1,410*	*893*	*879*	*726*	—	*1,14,990*	*75,760*	*75,928*	*71,643*
,, *Burma*	—	*2,052*	*1,160*	*2,005*	*1,793*	—	*1,38,888*	*73,508*	*1,02,436*	*90,941*
TOTAL	—	6,395	3,476	4,400	3,097	—	3,95,306	2,00,388	2,29,462	2,01,072
Lacquers (III. E) (b)—		Cwts.	Cwts.	Cwts.	Cwts.					
United Kingdom (*including* Channel Islands)	—	386	46	78	13	—	22,595	4,026	6,142	1,504
Canada—										
Vid Atlantic Coast	—	..	..	..	..	—	81	30	..	..
TOTAL BRITISH EMPIRE	—	386	46	78	13	—	22,676	4,056	6,142	1,504
Germany	—	210	51	116	14	—	8,004	5,275	12,523	2,726
United States of America—										
Vid Atlantic Coast	—	61	16	39	16	—	5,083	2,661	2,125	2,174
,, Pacific ,,	—	..	..	..	..	—	21	5	..	..
Other Foreign Countries	—	182	..	3	10	—	5,984	..	313	867
TOTAL FOREIGN COUNTRIES	—	453	67	158	40	—	19,092	7,941	15,761	5,767

(a) Shown under "Paints and Colours" prior to 1930-31.
(b) Separately recorded from 1930-31.

No. 10—*continued*

ARTICLES AND COUNTRIES OF CONSIGNMENT; ALSO SHARE OF EACH PROVINCE	QUANTITY					VALUE				
	1929-30	1930-31	1931-32	1932-33	1933-34	1929-30	1930-31	1931-32	1932-33	1933-34
						R	R	R	R	R
Paints and Painters' Materials—*continued*										
Painters' materials *(other than paints and colours)*—*continued*										
Varnishes—*continued*		Cwts.	Cwts.	Cwts.	Cwts.					
Lacquers (III. E)(a)—*contd.*										
Share of Bengal	—	*87*	*39*	*85*	*7*	—	*7,409*	*4,206*	*6,711*	*647*
,, *Bombay*	—	*43*	*30*	*29*	*8*	—	*3,131*	*2,162*	*1,957*	*447*
,, *Sind*	—	*695*	*8*	*1*	*5*	—	*29,093*	*1,100*	*305*	*565*
,, *Madras*	—	*6*	*34*	*120*	*27*	—	*681*	*4,153*	*12,636*	*4,416*
,, *Burma*	—	*10*	*2*	*1*	*6*	—	*1,454*	*376*	*294*	*955*
TOTAL	—	839	113	236	53	—	41,768	11,997	21,903	7,230
Other kinds (III. E) (a)—		Cwts.	Cwts.	Cwts.	Cwts.					
United Kingdom (*including Channel Islands*)	—	22,864	19,591	20,043	20,003	—	11,70,775	9,89,806	9,87,695	9,71,366
Canada—										
Ind Atlantic Coast	—	25	91	132	8	—	591	2,508	17,728	1,070
Other British Possessions	—	174	124	167	182	—	7,324	3,706	4,456	4,878
TOTAL BRITISH EMPIRE	—	23,063	19,806	20,342	20,253	—	11,78,690	9,96,020	10,09,879	9,77,309
Germany	—	1,632	1,919	1,598	889	—	66,745	76,717	59,694	32,508
Netherlands	—	994	1,310	987	633	—	37,648	48,190	36,908	24,342
Belgium	—	327	1,270	1,096	1,576	—	10,848	42,219	52,396	51,092
Japan	—	27	11	40	1,111	—	792	507	2,852	28,827
United States of America—										
Ind Atlantic Coast	—	705	446	193	162	—	55,062	39,140	28,306	20,562
,, Pacific ,,	—	21	9	12	25	—	1,616	1,357	759	935
Other Foreign Countries	—	50	16	22	5	—	1,924	1,173	1,541	437
TOTAL FOREIGN COUNTRIES	—	3,846	4,980	4,548	4,401	—	1,74,635	2,09,303	1,77,456	1,38,103
Share of Bengal	—	*8,713*	*6,479*	*5,964*	*4,677*	—	*4,30,664*	*3,12,186*	*2,91,581*	*2,15,583*
,, *Bombay*	—	*6,035*	*6,665*	*7,133*	*8,324*	—	*3,57,101*	*3,64,021*	*3,84,528*	*4,30,296*
,, *Sind*	—	*4,535*	*6,004*	*5,336*	*5,191*	—	*2,18,690*	*2,74,152*	*2,47,195*	*2,44,126*
,, *Madras*	—	*4,708*	*3,134*	*4,316*	*3,827*	—	*2,33,444*	*1,91,480*	*1,92,018*	*1,50,062*
,, *Burma*	—	*2,868*	*1,804*	*2,091*	*2,135*	—	*1,13,426*	*63,484*	*72,016*	*65,435*
TOTAL	—	26,909	24,786	24,890	24,654	—	13,53,325	12,05,323	11,87,335	11,35,502
Total Varnish (III. E)(b)—	Cwts.	Cwts.	Cwts.	Cwts.	Cwts.					
United Kingdom (*including Channel Islands*)	21,831	27,740	22,258	23,463	21,949	18,06,202	14,44,906	11,38,651	11,64,933	11,08,440
Straits Settlements	42	40	21	67	127	1,030	2,157	1,292	4,539	5,425
Hongkong	378	125	108	161	182	7,017	4,065	2,828	4,046	5,405
Canada—										
Ind Atlantic Coast	39	25	91	132	8	709	678	2,528	17,728	1,070
Other British Possessions	7	19	12	4	..	490	2,134	1,495	490	75
TOTAL BRITISH EMPIRE	22,297	27,949	22,492	23,827	22,266	18,16,138	14,54,030	11,46,794	11,91,736	11,20,415
Germany	2,244	2,093	2,167	1,883	1,024	1,02,384	95,503	93,484	83,854	44,940
Netherlands	1,049	1,167	1,514	1,210	764	42,802	47,830	59,123	46,413	30,570
Belgium	336	469	1,273	1,696	1,588	13,903	15,620	42,346	52,397	51,649
Japan	16	442	156	458	1,733	771	19,899	8,535	13,761	53,120
United States of America—										
Ind Atlantic Coast	1,200	1,927	739	395	355	86,869	1,51,567	64,068	46,666	38,960
,, Pacific ,,	18	42	19	16	35	1,017	3,605	2,080	1,235	1,904
Other Foreign Countries	39	54	15	39	39	5,619	2,345	1,258	2,638	2,340
TOTAL FOREIGN COUNTRIES	4,902	6,194	5,883	5,699	5,538	2,53,365	3,36,369	2,70,894	2,46,964	2,23,389
Share of Bengal	*10,452*	*9,763*	*8,718*	*6,995*	*4,737*	*6,21,425*	*5,19,781*	*3,29,361*	*3,01,016*	*2,19,458*
,, *Bombay*	*11,039*	*8,738*	*8,760*	*7,194*	*8,876*	*6,76,538*	*5,87,259*	*5,66,466*	*3,90,591*	*4,34,151*
,, *Sind*	*6,362*	*7,037*	*7,533*	*6,325*	*5,675*	*3,12,083*	*3,01,052*	*3,12,131*	*2,91,704*	*2,76,949*
,, *Madras*	*6,231*	*6,172*	*4,761*	*5,115*	*4,540*	*3,15,238*	*3,49,115*	*2,71,373*	*2,30,579*	*2,55,941*
,, *Burma*	*3,963*	*3,938*	*2,946*	*4,097*	*3,934*	*1,36,161*	*2,33,162*	*1,37,165*	*1,74,749*	*1,57,331*
TOTAL	37,199	34,143	28,975	29,526	27,804	20,69,503	17,90,399	14,17,688	14,38,700	13,43,804

(a) Separately recorded from 1931-32.
(b) Includes enamels from 1930-31.

No. 10—*continued*

ARTICLES, AND COUNTRIES OF CONSIGNMENT; ALSO SHARE OF EACH PROVINCE	QUANTITY					VALUE				
	1929-30	1930-31	1931-32	1932-33	1933-34	1929-30	1930-31	1931-32	1932-33	1933-34
Paints and Painters' materials—*continued*						R	R	R	R	R
Painters' materials (other than ***paints and colours***)—continued										
Other kinds (III. E)—										
United Kingdom (*including* Channel Islands)	—	—	—	—	—	5,65,095	4,48,580	3,82,340	3,88,621	4,85,704
Other British Possessions	—	—	—	—	—	9,074	2,296	1,682	437	7,190
TOTAL BRITISH EMPIRE	—	—	—	—	—	5,74,169	4,50,876	3,84,022	3,89,058	4,92,894
Germany	—	—	—	—	—	53,900	39,893	50,417	1,32,422	1,11,328
Netherlands	—	—	—	—	—	32,963	6,851	1,781	3,386	1,774
Belgium	—	—	—	—	—	42,539	40,153	43,356	41,424	23,141
France	—	—	—	—	—	31,693	29,270	16,093	2,992	5,486
Switzerland	—	—	—	—	—	1,677	1,985	2,925	6,440	4,572
Italy (*including* Fiume)	—	—	—	—	—	20,575	29,776	22,045	45,112	42,464
Muskat Territory and Trucial Oman	—	—	—	—	—	38,341	15,094	4,041	3,958	6,074
Other Native States in Arabia	—	—	—	—	—	18,843	16,531	2,236	1,901	1,550
Japan	—	—	—	—	—	1,392	1,893	825	2,086	10,761
United States of America—										
Viâ Atlantic Coast	—	—	—	—	—	80,059	48,967	36,881	17,738	15,751
,, Pacific ,,	—	—	—	—	—	1,902	337	..	80	2,203
Other Foreign Countries	—	—	—	—	—	14,288	2,464	4,673	5,674	4,273
TOTAL FOREIGN COUNTRIES	—	—	—	—	—	3,38,172	2,33,214	1,85,273	2,63,213	2,29,377
Share of Bengal	—	—	—	—	—	*1,25,590*	*89,583*	*91,617*	*1,23,230*	*1,84,043*
,, *Bombay*	—	—	—	—	—	*5,90,270*	*3,78,398*	*3,30,079*	*3,66,787*	*3,62,694*
,, *Sind*	—	—	—	—	—	*93,507*	*73,732*	*71,059*	*71,908*	*56,341*
,, *Madras*	—	—	—	—	—	*72,393*	*1,05,056*	*51,226*	*65,626*	*94,441*
,, *Burma*	—	—	—	—	—	*30,581*	*37,321*	*25,314*	*24,726*	*24,758*
TOTAL	—	—	—	—	—	9,12,341	6,84,090	5,69,295	6,52,271	7,22,271
Total value of Painters' materials (other than ***paints and colours***) (*a*)—										
United Kingdom (*including* Channel Islands)	—	—	—	—	—	25,21,200	20,14,025	16,11,730	16,38,554	16,75,404
Ceylon (*excluding* Maldives)	—	—	—	—	—	5,022	2,080	3,158	523	113
Straits Settlements	—	—	—	—	—	1,655	3,438	1,304	4,934	6,231
Hongkong	—	—	—	—	—	7,107	4,065	2,828	4,061	8,105
Canada—										
Viâ Atlantic Coast	—	—	—	—	—	868	678	2,528	17,731	3,886
Other British Possessions	—	—	—	—	—	5,294	1,159	72	8	846
TOTAL BRITISH EMPIRE	—	—	—	—	—	25,41,146	20,25,445	16,21,617	16,65,811	16,94,585
Sweden	—	—	—	—	—	7,154	19,941	9,560	4,225	9,454
Norway	—	—	—	—	—	2,641	1,023	..	5,738	4,277
Germany	—	—	—	—	—	2,01,815	1,42,075	1,54,878	2,21,632	1,65,840
Netherlands	—	—	—	—	—	75,765	55,038	60,904	49,799	32,526
Belgium	—	—	—	—	—	56,789	55,773	85,702	93,821	74,797
France	—	—	—	—	—	32,533	29,445	16,900	2,551	5,690
Switzerland	—	—	—	—	—	1,707	1,985	2,925	6,440	4,572
Italy (*including* Fiume)	—	—	—	—	—	20,615	29,776	22,760	45,932	43,940

(*a*) Includes "enamels" from 1930-31.

No. 10—*continued*

ARTICLES AND COUNTRIES OF CONSIGNMENT; ALSO SHARE OF EACH PROVINCE	Quantity					Value				
	1929-30	1930-31	1931-32	1932-33	1933-34	1929-30	1930-31	1931-32	1932-33	1933-34
						R	R	R	R	R
Paints and Painters' materials—*continued*										
Painters' materials (other than *paints and colours*)—concluded										
Total value of Painters' materials (other than *paints and colours*) (a)—continued										
Maskat Territory and Trucial Oman	—	—	—	—	—	38,341	15,094	4,041	3,958	6,074
Other Native States in Arabia	—	—	—	—	—	18,913	16,565	2,236	1,901	1,550
China (*exclusive* of Hongkong and Macao)	—	—	—	—	—	5,500	1,671	218	3,098	2,666
Japan	—	—	—	—	—	2,183	21,802	10,145	15,847	64,658
United States of America—										
Vid Atlantic Coast	—	—	—	—	—	1,81,047	2,04,029	1,01,645	65,865	69,012
„ Pacific „	—	—	—	—	—	5,654	6,429	5,206	1,315	5,549
Other Foreign Countries	—	—	—	—	—	12,533	1,762	5,123	2,729	6,146
TOTAL FOREIGN COUNTRIES	—	—	—	—	—	7,36,096	6,02,398	4,82,311	5,25,851	4,05,761
Share of Bengal	—	—	—	—	—	*8,34,793*	*6,43,180*	*4,45,098*	*4,50,491*	*4,42,892*
„ *Bombay*	—	—	—	—	—	*14,02,261*	*7,99,913*	*7,44,622*	*7,91,522*	*8,40,065*
„ *Sind*	—	—	—	—	—	*4,20,171*	*3,87,496*	*3,94,375*	*3,72,447*	*3,41,241*
„ *Madras*	—	—	—	—	—	*4,35,659*	*4,78,824*	*3,37,291*	*3,60,336*	*3,66,703*
„ *Burma*	—	—	—	—	—	*1,94,358*	*3,18,430*	*1,82,542*	*2,16,866*	*1,99,445*
TOTAL	—	—	—	—	—	32,77,242	26,27,843	21,03,928	21,91,662	21,90,346
Total value of Paints and Painters' materials—										
United Kingdom (*including* Channel Islands)	—	—	—	—	—	99,07,809	74,27,050	58,95,151	59,05,843	63,54,870
Ceylon (*excluding* Maldives)	—	—	—	—	—	75,728	60,565	46,199	41,634	41,830
Straits Settlements	—	—	—	—	—	20,961	19,775	18,786	23,212	20,066
Hongkong	—	—	—	—	—	1,33,573	93,601	24,045	65,441	80,692
Canada—										
Vid Atlantic Coast	—	—	—	—	—	1,128	1,032	2,835	40,462	11,005
„ Pacific „	—	—	—	—	—	..	..	..	80	..
Other British Possessions	—	—	—	—	—	7,952	1,222	2,088	2,365	2,586
TOTAL BRITISH EMPIRE	—	—	—	—	—	1,02,37,151	76,03,241	59,89,707	61,44,037	65,11,055
Sweden	—	—	—	—	—	93,935	33,162	19,727	19,100	33,332
Norway	—	—	—	—	—	2,710	1,023	..	5,788	5,609
Germany	—	—	—	—	—	12,86,635	11,75,745	9,35,194	11,14,726	9,19,652
Netherlands	—	—	—	—	—	4,27,629	3,80,667	2,78,311	2,74,749	2,12,916
Belgium	—	—	—	—	—	5,69,939	4,85,238	3,24,706	3,36,197	2,54,280
France	—	—	—	—	—	1,05,626	55,897	98,453	26,435	22,472
Spain	—	—	—	—	—	5,104	5,099	256	948	805
Switzerland	—	—	—	—	—	2,454	3,126	3,979	6,518	6,080
Italy (*excluding* Fiume)	—	—	—	—	—	2,13,976	1,93,143	2,15,473	1,82,799	1,39,165
Austria	—	—	—	—	—	46,501	22,618	4,737	614	3,075
Czechoslovakia	—	—	—	—	—	916	899	3,217	3,241	5,353
Maskat Territory and Trucial Oman	—	—	—	—	—	42,637	15,094	4,041	3,958	6,074
Other Native States in Arabia	—	—	—	—	—	18,963	17,315	2,236	1,901	1,570
Persia	—	—	—	—	—	71,098	399	1,110	16,795	77,221
China (*exclusive* of Hongkong and Macao)	—	—	—	—	—	1,37,214	87,612	59,610	67,320	18,821
Japan	—	—	—	—	—	3,35,218	4,30,065	4,13,244	7,45,221	6,91,957
United States of America—										
Vid Atlantic Coast	—	—	—	—	—	5,92,705	5,89,979	3,75,409	2,81,186	2,54,713
„ Pacific „	—	—	—	—	—	1,54,618	1,01,584	22,358	33,610	46,871
Other Foreign Countries	—	—	—	—	—	9,927	5,667	2,133	3,549	8,019
TOTAL FOREIGN COUNTRIES	—	—	—	—	—	44,17,305	36,04,625	27,63,394	30,74,604	27,05,135

(a) Includes "cement" from 1930-31.

No. 10—*continued*

ARTICLES AND COUNTRIES OF CONSIGNMENT; ALSO SHARE OF EACH PROVINCE	Quantity					Value				
	1929-30	1930-31	1931-32	1932-33	1933-34	1929-30	1930-31	1931-32	1932-33	1933-34
						R	R	R	R	R
Paints and Painters' materials—*concluded*										
Total value of Paints and Painters' materials—contd.										
Share of Bengal	—	—	—	—	—	*55,51,641*	*40,53,642*	*29,01,140*	*31,59,976*	*29,61,576*
„ *Bombay*	—	—	—	—	—	*49,87,296*	*35,94,297*	*30,5[illegible]*	*32,19,963*	*34,37,749*
„ *Sind*	—	—	—	—	—	*13,77,437*	*13,72,638*	*11,70,161*	*11,49,876*	*10,76,776*
„ *Madras*	—	—	—	—	—	*14,31,668*	*11,84,391*	*9,45,[illegible]*	*9,27,[illegible]*	*9,81,[illegible]*
„ *Burma*	—	—	—	—	—	*14,06,914*	*12,23,699*	*6,83,[illegible]*	*7,63,606*	*7,61,914*
TOTAL	—	—	—	—	—	1,46,54,956	1,12,08,667	87,53,101	92,18,641	92,19,100
Paper and Pasteboard—										
Paper—	Cwts.	Cwts.	Cwts.	Cwts.	Cwts.					
Packing Paper (III. M)—										
United Kingdom (*including* Channel Islands)	15,309	16,972	20,100	19,595	14,366	4,13,616	4,11,816	4,48,332	3,54,787	2,80,548
Straits Settlements	240	161	219	247	176	7,681	3,876	9,686	8,676	4,625
Hongkong	306	858	933	1,229	1,215	5,832	16,243	13,550	19,453	21,872
Other British Possessions	10	8	..	12	2	189	318	..	121	84
TOTAL BRITISH EMPIRE	15,865	17,979	21,250	20,883	15,759	4,27,318	4,32,251	4,71,537	3,83,037	3,06,876
U. S. S. R.—										
Northern	453	202	181	..	..	5,176	3,250	3,100	..	..
Finland	7,219	4,031	3,038	9,791	4,619	80,501	51,011	36,835	1,14,171	44,706
Esthonia	372	617	124	332	179	4,907	9,735	2,002	4,203	2,238
Latvia	2,259	438	236	1,111	516	33,301	7,165	3,302	14,054	5,244
Sweden	106,424	105,092	90,640	173,327	131,946	18,60,650	17,17,429	13,14,737	23,48,103	15,91,953
Norway	10,195	13,039	8,247	26,340	27,370	2,05,631	2,34,469	1,18,706	3,41,134	3,32,566
Germany	65,490	38,406	33,412	31,068	11,988	10,59,974	5,26,258	4,41,665	4,02,288	1,78,871
Netherlands	10,966	10,958	9,879	10,464	9,018	2,63,727	2,39,141	1,23,431	1,17,009	1,06,770
Belgium	5,114	4,324	3,096	2,425	1,253	1,16,313	67,429	62,624	26,874	19,996
France	327	162	279	68	5	6,753	6,812	4,578	2,416	664
Italy (*including* Fiume)	5,453	1,336	2,200	2,894	3,202	80,957	25,661	45,678	34,922	34,080
Austria	29,103	18,077	16,122	20,938	30,923	4,69,097	2,65,857	2,47,784	3,03,023	3,72,6[illegible]
Hungary	606	387	98	..	..	11,817	6,160	1,374	..	..
Czechoslovakia	15,267	14,095	14,431	22,124	12,601	2,43,602	2,08,971	1,88,213	2,85,67[illegible]	1,44,7[illegible]
China (*exclusive* of Hongkong and Macão)	364	113	101	129	222	28,819	5,121	6,010	3,386	7,209
Japan	1,630	760	537	1,008	340	40,858	19,595	12,085	20,813	7,847
United States of America—										
Vid Atlantic Coast	451	1,191	625	641	213	13,337	24,864	12,905	18,690	3,171
„ Pacific „	67	17	..	4	42	2,351	689	..	270	786
Other Foreign Countries	325	144	325	305	72	4,645	2,167	5,365	4,477	826
TOTAL FOREIGN COUNTRIES	270,985	218,370	183,571	304,014	234,509	45,31,916	34,21,804	29,59,479	41,57,[illegible]	28,76,971
Share of Bengal	*92,941*	*76,707*	*65,699*	*95,382*	*84,679*	*16,88,538*	*12,94,140*	*10,56,963*	*14,58,[illegible]*	*11,[illegible]*
„ *Bombay*	*124,676*	*107,871*	*98,197*	*159,649*	*110,690*	*21,92,497*	*14,56,39[illegible]*	*14,8[illegible]*	*21,24,520*	*12,91,913*
„ *Sind*	*11,404*	*7,223*	*9,906*	*19,[illegible]*	*11,492*	*1,95,319*	*1,22,772*	*1,47,971*	*2,57,944*	*1,[illegible]*
„ *Madras*	*27,202*	*17,765*	*19,048*	*27,039*	*27,133*	*4,14,018*	*2,66,827*	*2,[illegible]*	*3,51,009*	*3,[illegible]*
„ *Burma*	*30,627*	*21,792*	*11,671*	*23,572*	*16,274*	*4,68,862*	*3,15,724*	*2,81,780*	*3,41,615*	*2,17,[illegible]*
TOTAL	286,850	231,358	204,921	324,697	250,268	49,59,234	36,54,064	31,31,016	45,[illegible]	31,81,847
Printing paper—	Cwts.	Cwts.	Cwts.	Cwts.	Cwts.					
News printing (III. M)—										
United Kingdom (*including* Channel Islands)	9,340	10,920	6,550	9,427	9,019	1,28,957	1,41,860	79,172	9[illegible]	79,667
Canada—										
Vid Atlantic Coast	..	..	..	496	6,704	..	..	..	6,958	63,[illegible]
„ Pacific „	..	..	..	..	4,789	..	..	..	..	35,[illegible]
Other British Possessions	93	..	..	3	..	4,350	..		3[illegible]	..
TOTAL BRITISH EMPIRE	9,433	10,920	6,550	9,925	20,512	1,33,307	1,41,[illegible]	79,172	1,04,1[illegible]	1,78,[illegible]

No. 10—*continued*

ARTICLES AND COUNTRIES OF CONSIGNMENT; ALSO SHARE OF EACH PROVINCE	Quantity					Value				
	1929-30	1930-31	1931-32	1932-33	1933-34	1929-30	1930-31	1931-32	1932-33	1933-34
						R	R	R	R	R
Paper and Pasteboard—*continued*	Cwts.	Cwts.	Cwts.	Cwts.	Cwts.					
***Paper*—continued**										
Printing paper—*contd.*										
News printing (III. M)—*continued*										
Finland	24,514	16,640	19,650	40,704	84,866	3,23,126	2,61,020	2,21,677	5,07,381	7,86,302
Esthonia	9,285	6,451	1,505	1,925	4,429	1,18,191	77,589	16,033	17,794	45,409
Sweden	33,253	24,688	42,479	51,657	52,675	4,21,816	3,07,405	4,53,078	5,01,057	4,12,245
Norway	202,622	204,894	117,367	203,843	210,556	26,14,215	24,26,315	13,53,971	20,71,229	19,64,601
Germany	57,025	28,380	42,240	30,767	33,853	7,60,602	3,83,905	4,67,087	3,36,295	2,87,839
Netherlands	4,518	5,706	4,164	807	3,103	74,300	88,009	60,029	8,374	25,215
Belgium	627	508	101	402	105	10,610	8,165	1,382	4,827	1,743
Italy (including Fiume)	12,450	13,247	14,948	6,684	2,244	1,55,655	1,41,404	1,40,283	76,720	19,289
Austria	119,386	113,592	148,109	102,206	80,884	15,29,305	13,64,652	16,58,487	11,08,305	8,09,124
Czechoslovakia	12,243	1,139	1,055	1,039	4,514	1,81,747	16,201	12,222	8,822	40,880
Yugo-Slavia (the Kingdom of the Serbs-Croats and Slovenes)	48	1,917	117	..	..	486	27,543	1,438	..	..
Other Foreign Countries	350	628	271	523	1,071	5,674	6,293	4,458	5,581	6,917
TOTAL FOREIGN COUNTRIES	476,316	419,899	392,021	446,647	490,600	61,05,816	51,10,271	45,91,037	46,46,335	43,78,004
Share of Bengal	*118,576*	*118,054*	*104,747*	*120,253*	*132,934*	*16,58,030*	*15,56,211*	*12,96,922*	*12,93,268*	*13,07,526*
„ *Bombay*	*193,090*	*170,539*	*151,721*	*177,934*	*203,478*	*22,61,971*	*18,03,480*	*16,84,514*	*17,44,980*	*16,23,769*
„ *Sind*	*75,538*	*42,503*	*52,264*	*60,609*	*63,625*	*9,63,584*	*5,04,521*	*5,53,464*	*5,20,048*	*5,72,171*
„ *Madras*	*70,390*	*72,464*	*60,234*	*69,712*	*79,789*	*9,18,919*	*9,72,989*	*6,84,692*	*7,27,750*	*7,20,931*
„ *Burma*	*31,107*	*27,959*	*25,615*	*28,164*	*31,286*	*4,96,619*	*4,15,930*	*3,50,617*	*3,64,445*	*3,33,071*
Protected	7,507	4,015	1,480	1,106	3,172	1,26,820	60,429	23,734	14,936	27,056
Not protected	478,342	426,804	397,082	455,376	507,040	62,02,303	51,91,702	44,46,475	47,35,545	45,30,712
TOTAL	485,749	430,819	398,571	456,572	511,112	63,29,123	52,52,131	44,70,209	47,50,481	45,57,768
Other sorts (III. M)—	Cwts.	Cwts.	Cwts.	Cwts.	Cwts.					
United Kingdom (*including* Channel Islands)	88,180	65,759	43,378	35,038	37,320	19,65,814	14,89,746	9,55,054	7,75,146	7,82,648
Other British Empire	85	48	36	38	18	2,604	1,344	583	830	592
TOTAL BRITISH EMPIRE	88,265	65,807	43,414	35,076	37,338	19,68,418	14,91,090	9,55,637	7,75,976	7,83,240
Finland	10,050	11,930	11,543	19,493	15,870	1,42,574	1,40,189	1,31,955	2,54,571	1,74,875
Sweden	16,788	10,631	13,026	10,817	20,872	3,55,275	2,01,751	2,15,774	1,78,039	3,07,876
Esthonia	2,305	2,104	611	160	745	35,394	27,915	6,418	1,919	7,737
Norway	30,087	26,911	13,202	26,176	32,275	7,97,107	5,37,247	1,58,968	3,37,708	3,53,437
Latvia	774	2,729	418	625	31	10,658	37,002	5,986	7,286	487
Germany	23,824	25,834	22,059	30,144	28,120	6,58,111	4,88,946	5,09,155	5,32,043	5,06,100
Netherlands	30,416	28,650	36,561	35,173	38,716	7,51,496	6,97,757	6,26,087	5,21,396	5,27,618
Belgium	12,765	9,867	5,934	4,587	4,982	2,80,732	2,07,721	1,21,697	1,16,568	1,17,518
France	1,179	566	..	..	340	31,766	15,905	..	..	5,141
Spain	261	..	..	..	..	5,281	..	..	..	..
Italy (*including* Fiume)	11,469	8,077	6,327	4,225	3,742	2,14,228	99,208	79,921	75,937	65,481
Austria	36,729	38,443	31,919	40,803	60,139	5,72,981	6,08,083	6,20,964	6,26,920	7,01,979
Yugo-Slavia (the Kingdom of the Serbs-Croats and Slovenes)	1,301	474	965	..	..	20,630	6,820	13,382	..	..
Czechoslovakia	8,066	2,075	2,452	3,411	6,749	1,40,776	54,065	40,762	51,305	88,904
Japan	17	..	401	2,544	5,200	633	..	8,645	54,361	1,41,428
United States of America—Ind Atlantic Coast	367	295	444	380	1,237	13,726	10,247	22,830	22,924	42,574
Other Foreign Countries	58	91	91	107	41	1,474	1,438	1,355	1,687	458
TOTAL FOREIGN COUNTRIES	231,506	189,587	1,39,953	187,845	2,26,437	40,32,462	31,44,153	25,72,929	27,83,354	30,41,614

No. 10—*continued*

ARTICLES AND COUNTRIES OF CONSIGNMENT; ALSO SHARE OF EACH PROVINCE	QUANTITY					VALUE				
	1929-30	1930-31	1931-32	1932-33	1933-34	1929-30	1930-31	1931-32	1932-33	1933-34
Paper and Pasteboard—*continued*						R	R	R	R	R
Paper—continued										
Printing paper—*continued*										
Other sorts (III. M)—*continued*	Cwts.	Cwts.	Cwts.	Cwts.	Cwts.					
Share of Bengal	*131,177*	*94,161*	*77,278*	*68,851*	*86,685*	*23,56,684*	*16,56,531*	*13,10,0 9*	*10,48,309*	*15,58,203*
„ *Bombay*	*85,243*	*68,673*	*59,542*	*69,597*	*93,747*	*13,21,572*	*14,01,321*	*11,79,136*	*13,36,408*	*15,61,737*
„ *Sind*	*16,221*	*10,714*	*9,928*	*9,363*	*9,923*	*3,2 ,273*	*2,15,330*	*1,74,369*	*1,60,503*	*1,53,773*
„ *Madras*	*75,306*	*69,251*	*64,063*	*65,309*	*60,900*	*13,00,660*	*12,00,038*	*8,65,338*	*8,34,338*	*7,57,043*
„ *Burma*	*11,824*	*9,615*	*6,398*	*9,771*	*8,015*	*2,00,071*	*1,62,033*	*99,591*	*1,29,581*	*97,044*
Protected	163,431	132,171	98,738	90,208	114,016	34,50,649	27,34,815	19,65,778	17,26,447	19,82,154
Not protected	156,340	120,223	118,671	132,718	145,454	25,50,611	19,00,425	18,62,788	18,32,883	18,42,680
TOTAL	319,771	252,394	217,409	222,921	259,470	60,01,260	46,35,243	38,28,566	35,59,330	38,24,844
Total Printing Paper (III. M)—	Cwts.	Cwts.	Cwts.	Cwts.	Cwts.					
United Kingdom (*including* Channel Islands)	97,520	76,679	49,928	44,465	46,339	20,94,771	16,31,606	10,34,226	8,73,102	8,62,115
Straits Settlements	133	48	..	12	..	6,240	1,342	..	202	..
Canada—										
Vid Atlantic Coast	..	..	..	518	6,722	..	..	..	6,639	64,398
„ Pacific „	..	..	..	..	4,789	..	..	..	..	36,529
Other British Possessions	45	..	36	6	..	714	2	883	89	2
TOTAL BRITISH EMPIRE	97,698	76,727	49,964	45,001	57,850	21,01,725	16,32,950	10,34,809	8,80,122	9,62,044
Finland	34,564	30,608	31,202	66,197	100,736	4,65,700	4,01,809	3,53,632	7,01 52	9,61,177
Esthonia	11,650	8,555	2,116	2,085	5,174	1,53,585	1,05,504	22,451	19,715	53,146
Latvia	774	2,729	441	825	391	10,658	37,002	6,315	7,286	3,514
Sweden	50,041	35,310	55,505	62,474	73,547	7,77,091	5,09,156	6,08,852	6,79,696	7,20,121
Norway	258,709	241,805	130,629	230,019	248,831	34,11,322	29,63,562	15,12,939	24,08,987	23,17,436
Germany	90,849	54,214	74,305	60,011	61,978	14,18,715	8,72,900	9,77,142	8,68,838	7,73,939
Netherlands	43,934	44,386	40,725	35,080	42,119	8,25,886	7,86,766	6,86,116	5,29,770	5,52,853
Belgium	13,302	10,435	6,035	4,980	5,087	2,91,342	2,15,886	1,23,079	1,21,895	1,19,261
France	1,179	1,080	..	264	349	31,766	20,788	..	2,202	5,141
Spain	353	..	..	..	..	6,891	..	..	..	..
Italy (*including* Fiume)	23,909	18,324	19,275	10,000	5,986	3,69,883	2,40,702	2,20,204	1,52,687	84,770
Austria	156,115	152,025	200,019	152,000	147,123	21,02,280	19,78,635	22,88,451	17,35,225	15,11,094
Czechoslovakia	20,309	4,114	3,507	4,450	11,217	3,22,523	70,266	52,984	60,217	1,29,784
Yugoslavia (the Kingdom of the Serbs-Croats and Slovenes)	1,344	2,890	1,072	..	..	21,115	34 363	14,920	..	..
Japan	17	..	400	2,745	8,209	633	..	5,645	55,796	1,41,428
United States of America—										
Vid Atlantic Coast	867	298	806	417	1,926	18,726	19,286	25,061	34,864	46,226
„ Pacific „	..	..	..	..	..	..	..	..	1	..
Other Foreign Countries	316	204	279	128	64	5,538	3,864	3,275	1,950	606
TOTAL FOREIGN COUNTRIES	707,822	606,486	566,016	634,492	712,732	1,02,28,658	81,54,626	69,63,966	74,29,689	74,31,568
Share of Bengal	*246,751*	*212,191*	*186,025*	*189,134*	*219,819*	*40,44,714*	*33,12,732*	*25,06,992*	*23,41,652*	*25,63,034*
„ *Bombay*	*278,333*	*239,212*	*211,263*	*247,531*	*297,215*	*40,81,543*	*32,03,801*	*27,81,700*	*30,81,338*	*31,5 ,306*
„ *Sind*	*91,809*	*83,217*	*62,192*	*69,872*	*73,518*	*12,85,851*	*9,19,851*	*7,17,833*	*7,80,851*	*7,25,943*
„ *Madras*	*145,696*	*141,715*	*124,487*	*135,021*	*140,649*	*22,19,579*	*21,73,027*	*15,50,042*	*16,15,288*	*14,71,016*
„ *Burma*	*42,931*	*36,874*	*32,015*	*37,935*	*39,391*	*6,96,690*	*4,77,961*	*4 0,70*	*4 94,026*	*4,10,114*
Protected	170,938	126,186	100,227	91,404	117,188	35,77,469	27,95,247	19,89,512	17,61,383	20,09,210
Not protected	634,582	547,027	515,753	583,069	653,394	87,52,914	70,91,127	60,09,243	65,60,428	64,78,402
TOTAL	805,520	683,213	615,980	679,498	770,582	1,23,30,383	98,87,374	79,98,755	83,99,811	88,82,612
Writing paper and envelopes—	Cwts.	Cwts.	Cwts.	Cwts.	Cwts.					
Writing paper in large sheets (III. M)—										
United Kingdom (*including* Channel Islands)	61,512	41,930	24,469	22,225	23,451	20,65,963	13,32,756	10,43,804	8,53,199	8,72,905
Canada—										
Vid Atlantic Coast	529	512	448	353	744	11,735	14,749	12,505	9,432	19,804
„ Pacific „	..	..	..	57	58	..	..	..	1,617	1,051
Other British Possessions	3	69	3	20	46	138	2,356	122	337	1,495
TOTAL BRITISH EMPIRE	61,838	42,411	24,940	22,655	24,301	20,77,836	13,49,873	10 56,371	8,64,344	8,94,161

No. 10 —*continued*

ARTICLES, AND COUNTRIES OF CONSIGNMENT; ALSO SHARE OF EACH PROVINCE	QUANTITY					VALUE				
	1929-30	1930-31	1931-32	1932-33	1933-34	1929-30	1930-31	1931-32	1932-33	1933-34
						R	R	R	R	R
Paper and Pasteboard—*continued*										
Paper—continued										
Writing paper and envelopes—*continued*										
Writing paper in large sheets (III, M)—*continued*	Cwts.	Cwts.	Cwts.	Cwts.	Cwts.					
Finland	385	1,523	4,231	4,311	3,343	7,459	27,987	72,057	71,505	48,914
Esthonia	3,093	187	4	22	1,253	61,436	3,824	283	205	25,436
Latvia	148	122	105	639	468	3,263	2,656	2,632	14,002	8,033
Sweden	9,238	9,487	8,021	9,457	14,092	1,98,754	2,00,711	1,71,406	1,75,506	2,33,800
Norway	65,174	35,093	27,316	38,559	49,077	14,05,860	7,56,950	6,07,369	7,68,855	8,49,212
Poland (*including* Dantzig)	..	..	30	..	197	..	..	603	..	5,270
Denmark	..	..	471	..	..	..	..	6,502	..	..
Germany	14,558	7,969	5,190	3,281	647	3,28,863	1,69,769	1,06,835	63,002	11,281
Netherlands	24,745	15,784	15,095	11,552	8,804	5,11,235	3,17,220	2,93,736	1,98,060	1,32,397
Belgium	5,870	3,904	1,945	656	393	1,24,169	84,370	36,797	13,542	9,247
France	648	204	70	..	27	17,952	5,891	2,940	55	1,504
Italy (*including* Fiume)	1,204	419	576	840	371	27,941	10,760	14,553	15,046	6,711
Austria	18,482	14,247	34,303	23,572	17,750	4,24,981	3,27,978	7,19,055	4,82,188	3,33,094
Czechoslovakia	3,421	610	409	140	118	70,558	13,407	7,749	3,254	1,830
Yugoslavia (the Kingdom of the Serbs-Croats and Slovenes)	84	207	..	..	325	1,866	3,935	..	..	6,852
Japan	235	599	4,365	12,107	10,587	4,868	10,543	1,16,217	2,62,747	2,28,591
United States of America—										
Vid Atlantic Coast	3,941	3,182	3,840	844	1,147	1,27,704	94,837	1,08,103	20,031	32,014
,, Pacific ,,	..	..	..	..	104	..	..	..	..	3,010
Other Foreign Countries	15	2	30	..	..	482	67	578	..	..
TOTAL FOREIGN COUNTRIES	151,236	94,129	106,610	105,980	108,703	33,17,391	20,30,904	22,67,505	20,97,088	19,37,105
Share of Bengal	*23,819*	*21,078*	*18,609*	*18,213*	*20,441*	*11,15,630*	*7,46,492*	*5,72,658*	*523,458*	*5,32,536*
,, *Bombay*	*118,902*	*62,360*	*72,702*	*67,432*	*71,865*	*26,40,886*	*14,30,281*	*17,32,369*	*15,20,788*	*14,91,101*
,, *Sind*	*20,143*	*14,820*	*15,734*	*17,863*	*16,781*	*4,35,789*	*3,03,943*	*2,76,570*	*2,95,416*	*2,62,629*
,, *Madras*	*33,909*	*29,776*	*21,590*	*17,813*	*17,375*	*9,60,349*	*8,87,435*	*5,89,328*	*4,79,569*	*4,22,587*
,, *Burma*	*9,301*	*8,809*	*6,915*	*7,314*	*6,602*	*2,43,573*	*2,13,226*	*1,52,401*	*1,43,141*	*1,22,413*
TOTAL PROTECTED	213,074	136,540	135,550	128,635	133,064	53,95,227	35,80,377	33,23,826	29,62,372	28,31,206
Note and letter paper and envelopes (III, M)—	Cwts.	Cwts.	Cwts.	Cwts.	Cwts.					
United Kingdom (*including* Channel Islands)	5,880	5,567	5,585	4,581	4,508	4,94,021	3,35,495	2,99,131	2,54,439	2,45,826
Other British Possessions	48	79	38	45	36	2,715	4,198	1,982	2,534	2,170
TOTAL BRITISH EMPIRE	5,928	5,646	5,623	4,626	4,544	4,96,736	3,39,693	3,01,113	2,56,973	2,47,996
Sweden	177	12	26	79	14	5,809	513	939	1,718	480
Norway	489	..	79	30	200	11,210	..	1,557	566	3,759
Germany	456	110	219	60	201	14,525	5,231	7,490	2,663	6,789
Belgium	577	128	240	61	40	16,464	4,243	8,797	1,955	1,051
Austria	1,330	113	267	27	446	34,947	4,107	5,773	722	6,920
Czechoslovakia	42	254	..	..	..	1,369	5,664	..	..	6
United States of America—										
Vid Atlantic Coast	48	108	37	17	19	2,275	7,306	2,004	1,447	1,067
Other Foreign Countries	335	101	162	362	100	13,219	5,464	5,148	8,450	4,766
TOTAL FOREIGN COUNTRIES	3,454	826	1,030	637	1,110	1,00,908	32,528	31,708	17,521	24,847
Share of Bengal	*1,497*	*1,021*	*1,061*	*835*	*1,141*	*79,455*	*52,067*	*45,585*	*44,813*	*51,532*
,, *Bombay*	*3,389*	*2,191*	*2,632*	*2,073*	*2,302*	*1,92,305*	*1,13,875*	*1,21,567*	*1,00,599*	*90,680*
,, *Sind*	*2,043*	*1,538*	*1,373*	*1,006*	*905*	*1,16,079*	*93,163*	*92,462*	*58,929*	*51,149*
,, *Madras*	*489*	*393*	*517*	*301*	*491*	*27,633*	*25,333*	*29,796*	*17,476*	*23,793*
,, *Burma*	*5,043*	*1,349*	*830*	*955*	*996*	*1,83,393*	*74,293*	*43,419*	*52,673*	*55,589*
Protected	12,041	6,443	6,535	5,035	5,585	5,80,702	3,60,941	3,25,133	2,59,137	2,62,526
Not protected	321	32	118	228	159	16,942	2,280	7,688	15,357	10,317
TOTAL	12,362	6,475	6,653	5,263	5,744	5,97,644	3,72,221	3,32,821	2,74,494	2,72,843

No. 10—*continued*

ARTICLES, AND COUNTRIES OF CONSIGNMENT; ALSO SHARE OF EACH PROVINCE	QUANTITY					VALUE				
	1929-30	1930-31	1931-32	1932-33	1933-34	1929-30	1930-31	1931-32	1932-33	1933-34
						R	R	R	R	R
Paper and Pasteboard—*continued*										
***Paper*—continued**										
Writing paper and envelopes—*continued*										
Envelopes imported separately (III. M)—	Cwts.	Cwts.	Cwts.	Cwts.	Cwts.					
United Kingdom (*including* Channel Islands)	8,782	7,583	7,995	6,537	6,084	5,56,973	4,61,633	4,67,373	3,64,557	3,61,084
Other British Possessions	125	7	24	45	19	6,596	674	1,585	3,759	1,932
TOTAL BRITISH EMPIRE	8,907	7,590	8,019	6,582	6,703	5,63,569	4,62,296	4,68,958	3,68,316	3,63,016
Sweden	2,139	1,247	1,375	982	706	63,740	35,868	36,479	35,297	18,947
Germany	7,448	4,907	6,706	7,462	4,668	2,39,656	1,71,624	2,19,565	2,51,666	1,38,300
Belgium	105	44	208	85	40	4,197	2,940	6,350	2,770	876
Austria	224	..	209	374	200	9,353	..	4,817	10,685	5,512
United States of America—										
Vid Atlantic Coast	190	201	189	54	63	16,460	15,494	14,097	6,979	4,017
„ Pacific „	..	..	..	3	..	179	15	..	763	..
Other Foreign Countries	438	316	392	213	167	17,773	14,619	13,879	8,096	7,469
TOTAL FOREIGN COUNTRIES	10,544	6,715	9,079	9,173	5,844	3,51,348	2,40,555	2,95,187	3,16,126	1,75,221
Share of Bengal	*4,020*	*3,173*	*2,652*	*1,305*	*1,439*	*1,77,936*	*1,50,846*	*1,07,786*	*60,116*	*57,921*
„ *Bombay*	*8,772*	*4,946*	*7,338*	*6,853*	*5,216*	*4,09,789*	*2,60,786*	*3,42,908*	*3,01,139*	*2,13,178*
„ *Sind*	*1,911*	*1,947*	*1,681*	*2,682*	*1,655*	*1,01,913*	*96,402*	*88,348*	*1,25,358*	*81,231*
„ *Madras*	*3,513*	*3,064*	*3,787*	*3,974*	*3,395*	*1,68,359*	*1,46,654*	*1,49,358*	*1,67,060*	*1,21,784*
„ *Burma*	*1,285*	*1,176*	*1,612*	*941*	*1,042*	*56,921*	*58,163*	*75,845*	*35,768*	*38,416*
Protected	5,846	4,758	5,505	4,788	4,278	3,99,667	3,13,175	3,48,421	2,88,044	2,00,808
Not protected	13,605	9,547	11,533	11,017	8,269	5,15,250	3,89,676	4,15,724	3,96,398	2,71,039
TOTAL	19,451	14,305	17,098	15,755	12,547	9,14,917	7,02,851	7,64,145	6,84,442	5,38,837
Total Writing paper and envelopes—	Cwts.	Cwts.	Cwts.	Cwts.	Cwts.					
United Kingdom (*including* Channel Islands)	79,174	54,980	42,069	33,343	34,735	31,16,957	23,29,875	18,10,108	14,72,194	14,79,515
Canada—										
Vid Atlantic Coast	323	536	448	353	744	11,735	15,274	12,788	9,500	19,756
„ Pacific „	..	..	..	57	58	..	..	..	1,617	1,053
Other British Possessions	176	131	65	110	101	9,449	6,313	3,496	6,462	5,447
TOTAL BRITISH EMPIRE	79,673	55,647	42,582	33,863	35,638	31,38,141	23,51,462	18,26,392	14,89,673	15,05,771
Finland	385	1,523	4,231	4,311	3,364	7,459	27,987	72,057	71,605	49,250
Esthonia	3,093	187	4	22	1,253	61,436	3,824	283	216	21,416
Latvia	148	122	105	639	468	3,263	2,656	2,632	14,092	8,913
Sweden	11,554	10,746	10,022	10,518	14,812	2,68,393	2,37,087	2,08,824	2,12,511	2,43,245
Norway	65,821	35,207	27,530	28,701	40,368	14,20,545	7,59,659	6,10,967	7,71,992	8,54,239
Denmark	..	10	494	..	2	3	443	7,464	8	260
Poland (*including* Danzig)	..	..	39	..	197	..	..	668	..	2,270
Germany	22,462	12,996	12,115	10,803	5,696	5,43,044	3,46,624	3,33,880	3,17,331	1,56,460
Netherlands	24,979	15,862	15,265	11,726	8,844	5,18,838	3,21,042	2,80,242	2,80,876	1,34,304
Belgium	6,552	4,076	2,393	802	473	1,44,830	91,558	51,944	19,267	11,174
France	697	219	63	6	36	22,949	7,080	4,221	874	2,151
Italy (*including* Fiume)	1,299	465	615	973	392	33,806	13,336	16,701	18,512	8,235
Austria	20,036	14,980	24,779	23,973	18,306	4,69,281	3,32,685	7,25,741	4,93,475	3,15,716
Czechoslovakia	3,569	884	500	164	133	77,409	19,427	9,240	6,219	2,501

No. 10—*continued*

ARTICLES AND COUNTRIES OF CONSIGNMENT; ALSO SHARE OF EACH PROVINCE	QUANTITY					VALUE				
	1929-30	1930-31	1931-32	1932-33	1933-34	1929-30	1930-31	1931-32	1932-33	1933-34
						R	R	R	R	R
Paper and Pasteboard—*continued*										
***Paper*—continued**										
Writing paper and envelopes—*concluded*										
Total Writing paper and envelopes—*concluded*	Cwts.	Cwts.	Cwts.	Cwts.	Cwts.					
Yugoslavia (the Kingdom of the Serbs-Croats and Slovenes)	84	207	..	..	325	1,866	3,025	..	..	6,852
Japan	270	647	4,342	12,188	10,617	7,184	14,809	1,18,411	2,65,955	2,20,639
United States of America—										
Vid Atlantic Coast	4,179	3,491	4,066	915	1,220	1,47,429	1,17,637	1,24,204	38,357	37,118
„ Pacific „	..	..	..	3	104	179	15	..	763	2,010
Other Foreign Countries	106	81	96	46	56	6,633	5,019	3,054	2,694	3,640
TOTAL FOREIGN COUNTRIES	165,234	101,673	116,719	115,790	115,717	37,69,647	23,08,987	25,94,400	24,31,685	21,37,173
Share of Bengal	*39,246*	*25,208*	*22,322*	*20,356*	*23,021*	*13,73,023*	*9,58,405*	*7,26,029*	*6,28,381*	*6,67,096*
„ *Bombay*	*128,013*	*69,497*	*82,670*	*76,353*	*79,383*	*32,42,980*	*17,94,942*	*21,96,844*	*19,22,526*	*17,95,359*
„ *Sind*	*24,097*	*18,295*	*13,988*	*21,611*	*19,141*	*6,53,772*	*4,93,508*	*4,57,281*	*4,79,713*	*3,95,009*
„ *Madras*	*37,902*	*33,233*	*25,934*	*22,038*	*21,171*	*11,56,196*	*10,62,912*	*7,68,932*	*6,59,104*	*5,72,164*
„ *Burma*	*15,649*	*11,027*	*9,387*	*9,240*	*8,639*	*4,81,817*	*3,46,682*	*2,71,656*	*2,31,584*	*2,13,318*
Protected	230,917	140,741	147,650	138,408	142,027	63,73,804	42,63,481	39,07,369	35,09,563	33,60,690
Not protected	13,990	9,579	11,651	11,245	8,428	5,33,984	3,01,968	4,28,423	4,11,755	2,82,256
TOTAL	244,907	157,320	159,301	149,653	151,355	69,07,788	46,55,449	44,20,792	39,21,308	36,42,946
Old newspaper in bales and bags (III, M)—	Cwts.	Cwts.	Cwts.	Cwts.	Cwts.					
United Kingdom (*including* Channel Islands)	822,230	650,205	665,940	824,312	851,480	41,78,223	29,42,275	27,46,168	36,69,860	37,22,293
Other British Possessions	59	126	32	13	35	401	690	160	70	169
TOTAL BRITISH EMPIRE	822,289	650,331	665,972	824,325	851,515	41,78,624	29,42,965	27,46,328	36,69,930	37,22,462
U. S. S. R.—										
Northern	1,205	..	..	..	..	5,425	..	..	..	..
Sweden	1,500	..	..	..	..	7,526	..	..	..	..
Germany	1,849	1,000	..	..	..	8,403	4,600	..	..	..
Java	..	..	..	2,500	..	..	..	..	10,000	..
United States of America—										
Vid Atlantic Coast	84,057	168,591	169,131	110,799	89,450	3,89,835	7,27,814	6,94,133	5,54,822	3,81,269
„ Pacific „	..	1,995	2,000	500	5,000	..	9,721	8,062	2,501	21,308
Other Foreign Countries	1,720	775	228	262	1,287	9,189	3,357	3,085	1,294	4,856
TOTAL FOREIGN COUNTRIES	90,331	172,361	171,359	124,061	95,726	4,20,378	7,45,492	7,05,280	5,68,617	4,07,433
Share of Bengal	*247,908*	*249,513*	*232,406*	*269,210*	*255,921*	*13,36,970*	*11,75,993*	*9,44,954*	*12,32,675*	*11,66,103*
„ *Bombay*	*195,609*	*134,447*	*175,153*	*166,616*	*174,692*	*9,38,388*	*6,87,742*	*8,09,697*	*7,80,838*	*7,56,639*
„ *Sind*	*134,939*	*114,119*	*126,204*	*148,786*	*13 ,795*	*6,37,805*	*4,56,955*	*4,34,480*	*5,64,063*	*5,23,036*
„ *Madras*	*161,713*	*112,440*	*169,136*	*199,61*	*214,077*	*8,10,895*	*6,34,746*	*6,89,884*	*8,95,316*	*9,38,349*
„ *Burma*	*172,460*	*162,173*	*134,320*	*163,*	*162,76.*	*8,74,944*	*7,33,021*	*5,78,593*	*7,65,664*	*7,46,768*
TOTAL	912,620	822,642	837,331	947,386	947,241	45,99,002	36,88,457	34,51,608	42,38,556	41,29,895
Other kinds of paper (III, M)—	Cwts.	Cwts.	Cwts.	Cwts.	Cwts.					
United Kingdom (*including* Channel Islands)	16,196	9,707	12,135	12,716	21,024	9,14,771	6,90,125	6,43,477	6,73,817	11,15,426
Straits Settlements	292	179	685	193	265	10,135	6,702	9,616	5,126	3,890
Hongkong	1,205	1,340	938	502	527	62,391	52,592	22,254	23,747	21,522
Other British Possessions	45	9	47	48	12	1,722	425	828	1,320	558
TOTAL BRITISH EMPIRE	17,738	11,235	13,805	13,459	21,828	9,89,019	7,49,844	6,76,177	7,04,010	11,41,896

No. 10—*continued*

ARTICLES, AND COUNTRIES OF CONSIGNMENT; ALSO SHARE OF EACH PROVINCE	Quantity					Value				
	1929-30	1930-31	1931-32	1932-33	1933-34	1929-30	1930-31	1931-32	1932-33	1933-34
						R	R	R	R	R
Paper and Pasteboard—*continued*										
***Paper*—continued**										
Other kinds of paper (III. M)—*continued*	Cwts.	Cwts.	Cwts.	Cwts.	Cwts.					
Finland	192	246	513	560	1,073	2,414	3,378	10,252	8,149	11,323
Sweden	26,053	16,751	20,078	23,298	22,866	5,40,770	3,17,199	3,80,543	4,26,246	3,84,252
Norway	8,374	11,737	11,445	10,874	14,224	2,07,585	2,80,527	2,61,838	4,03,427	3,71,082
Germany	17,350	13,335	12,835	14,812	12,514	5,01,922	4,84,524	4,15,204	4,06,306	3,73,203
Netherlands	802	839	2,421	827	1,112	25,815	27,634	34,369	22,066	24,955
Belgium	2,807	3,274	1,932	3,030	5,231	98,404	1,07,012	62,855	1,08,613	1,77,010
France	4,172	802	710	1,670	621	3,75,033	73,442	67,382	1,45,078	41,516
Italy (*including* Fiume)	551	235	1,157	2,101	1,487	27,711	10,694	42,950	93,874	54,186
Austria	3,422	5,394	7,409	8,017	7,083	1,59,363	2,12,082	2,34,578	2,66,653	2,10,397
Czechoslovakia	1,912	1,341	2,467	3,498	3,073	52,538	37,148	61,117	83,595	64,730
China (*exclusive* of Hongkong and Macão)	2,532	2,082	2,804	2,615	2,711	76,946	56,529	55,944	64,080	55,576
Japan	1,303	308	219	395	812	45,061	23,061	14,003	21,809	37,727
United States of America—										
Vid Atlantic Coast	1,018	1,894	1,260	1,028	784	1,58,178	2,67,811	1,22,304	75,789	47,514
„ Pacific „	116	49	1	..	10	1,078	1,191	68	39	209
Other Foreign Countries	140	97	370	235	221	8,090	4,203	13,573	4,595	5,431
TOTAL FOREIGN COUNTRIES	71,050	58,504	65,206	80,490	74,752	23,70,748	19,13,064	17,88,038	21,31,469	17,72,180
Share of Bengal	*33,906*	*17,729*	*21,443*	*24,976*	*24,981*	*12,36,434*	*7,42,784*	*7,13,635*	*7,73,914*	*6,81,571*
„ *Bombay*	*19,871*	*20,763*	*25,718*	*39,021*	*38,560*	*8,67,820*	*9,41,003*	*8,35,529*	*11,91,978*	*11,91,368*
„ *Sind*	*3,639*	*3,233*	*3,512*	*6,653*	*9,011*	*1,85,955*	*1,51,410*	*1,48,043*	*2,34,941*	*2,17,423*
„ *Madras*	*18,790*	*15,239*	*14,236*	*14,788*	*15,465*	*6,57,436*	*4,91,671*	*4,44,921*	*4,27,277*	*4,27,767*
„ *Burma*	*13,188*	*12,775*	*14,082*	*8,511*	*9,563*	*3,52,102*	*3,31,070*	*3,32,037*	*2,07,295*	*2,19,441*
TOTAL	80,394	69,739	79,011	98,949	96,580	33,50,767	26,62,908	24,64,218	28,35,479	29,13,576
Paper manufactures (III. M)—	Cwts.	Cwts.	Cwts.	Cwts.	Cwts.					
United Kingdom (*including* Channel Islands)	9,570	6,659	7,010	7,249	11,594	6,13,058	5,71,750	5,11,619	4,84,750	7,45,121
Hongkong	1,440	854	582	665	432	52,404	20,538	9,491	13,812	7,105
Other British Possessions	34	54	24	28	42	2,540	2,567	1,775	2,589	2,718
TOTAL BRITISH EMPIRE	11,044	7,567	8,225	7,942	12,068	6,68,002	5,97,852	5,22,885	5,01,151	7,54,979
Finland	484	126	20	128	253	5,003	1,098	1,340	1,042	2,044
Esthonia	240	104	51	..	523	13,154	8,044	1,769	..	9,846
Sweden	5,208	3,582	1,516	3,752	3,947	2,02,168	1,89,652	83,127	1,10,006	98,137
Norway	1	..	45	697	1,204	15	..	761	8,542	11,482
Germany	2,271	1,691	2,064	3,046	2,041	1,17,954	89,240	88,120	1,04,854	1,07,140
Netherlands	628	1,120	768	1,087	917	19,766	35,651	23,751	41,820	34,470
Belgium	364	234	52	84	218	12,491	13,188	3,302	10,284	11,140
France	48	78	59	149	80	3,566	13,262	7,102	16,730	12,219
Italy (*including* Fiume)	49	848	1,287	657	104	3,526	12,777	15,747	22,262	9,086
Austria	39	725	838	2,443	3,102	2,102	11,841	12,077	27,123	30,098
Czechoslovakia	.	36	113	110	96	..	1,619	6,478	1,404	2,412
China (*exclusive* of Hongkong and Macão)	85	118	33	72	35	5,979	23,069	2,672	4,107	2,657
Japan	2,240	1,897	674	1,382	1,108	2,01,142	1,71,045	61,748	83,616	1,49,162
United States of America—										
Vid Atlantic Coast	903	1,728	2,031	2,086	614	59,454	91,739	1,23,841	81,984	56,421
„ Pacific „	..	933	8	7	7	80	22,012	1,538	237	709
Other Foreign Countries	66	62	18	91	102	5,733	6,017	1,196	10,085	6,297
TOTAL FOREIGN COUNTRIES	12,716	13,460	10,186	16,044	14,170	6,06,592	6,14,367	4,73,447	5,44,995	5,41,602

No. 10 —*continued*

ARTICLES AND COUNTRIES OF CONSIGNMENT AND SHARE OF EACH PROVINCE	QUANTITY					VALUE				
	1929-30	1930-31	1931-32	1932-33	1933-34	1929-30	1930-31	1931-32	1932-33	1933-34
						R	R	R	R	R
Paper and Pasteboard—*continued*										
***Paper*—continued**										
Paper manufactures (III. M)—*continued*	Cwts.	Cwts.	Cwts.	Cwts.	Cwts.					
Share of Bengal	*14,984*	*11,219*	*8,757*	*14,387*	*19,428*	*5,55,278*	*5,09,929*	*3,92,370*	*4,69,473*	*6,42,554*
,, *Bombay*	*4,686*	*4,513*	*5,213*	*5,152*	*5,702*	*2,44,728*	*2,42,177*	*2,48,502*	*3,03,667*	*3,60,446*
,, *Sind*	*878*	*931*	*1,121*	*1,135*	*1,070*	*62,949*	*69,312*	*70,677*	*66,979*	*53,324*
,, *Madras*	*530*	*696*	*557*	*408*	*623*	*54,239*	*63,029*	*41,385*	*39,409*	*42,650*
,, *Burma*	*2,682*	*3,658*	*3,063*	*3,546*	*3,715*	*1,38,691*	*2,47,772*	*2,04,367*	*2,20,630*	*1,96,138*
TOTAL	23,760	21,017	18,711	24,628	30,538	13,35,885	12,82,219	9,57,301	10,90,158	12,95,412
***Total Paper*—**	Cwts.	Cwts.	Cwts.	Cwts.	Cwts.					
United Kingdom (*including* Channel Islands)	1,039,909	815,202	797,890	941,480	970,538	1,13,32,296	85,80,447	71,03,930	75,28,609	82,05,045
Straits Settlements	814	611	966	549	528	31,828	17,181	21,524	20,291	12,387
Hongkong	3,050	3,092	2,394	2,433	2,261	1,24,005	91,599	47,446	58,019	52,011
Canada—										
Pid Atlantic Coast	330	530	448	871	7,472	12,308	15,811	12,823	16,160	84,622
,, Pacific ,,	..	..	..	58	4,847	..	..	..	1,407	36 603
Other British Possessions	114	45	100	82	72	3,232	2,786	2,408	2,456	2,262
TOTAL BRITISH EMPIRE	1,044,307	819,486	801,798	945,473	994,658	1,15,03,729	87,07,324	72,78,131	76,27,932	83,02,930
U. S. S. R.—										
Northern	1,667	222	300	34	42	10,035	3,605	5,414	715	330
Southern	..	33	..	..	..	..	525	..	..	..
Finland	42,844	36,534	39,013	80,082	110,045	5,61,077	4,85,283	4,73,146	9,56,819	10,68,512
Esthonia	15,417	9,484	2,334	2,463	7,150	2,31,149	1,22,429	26,740	24,551	90,703
Latvia	3,240	3,269	915	2,700	1,468	48,280	46,823	14,870	30,136	18,789
Sweden	200,780	171,490	177,761	273,360	247,116	36,56,598	29,20,523	26,96,083	37,76,952	30,52,808
Norway	343,109	301,788	178,093	312,631	3,10,997	52,45,098	42,38,017	25,07,916	39,34,032	37,79,196
Denmark	215	120	634	60	109	4,481	2,259	10,856	2,817	2,050
Poland (*including* Dantzig)	258	85	185	1	108	4,078	1,045	2,023	26	5,336
Germany	200,271	121,692	131,781	121,570	93,862	37,83,010	23,28,146	22,56,021	22,09,234	15,87,690
Netherlands	90,300	73,365	69,058	60,084	62,060	10,54,052	14,10,224	11,65,179	9,12,441	8,53,341
Belgium	28,423	22,593	13,478	11,330	12,257	6,69,233	4,06,668	3,03,809	2,01,883	3,38,591
France	6,423	2,591	1,137	2,367	1,090	4,44,167	1,22,434	83,315	1,69,045	62,691
Spain	261	2	18	337	5	7,370	564	3,093	7,245	490
Switzerland	127	148	210	138	131	9,316	6,131	7,955	4,931	3,701
Italy (*including* Fiume)	31,261	21,208	24,534	18,534	11,171	5,15,883	3,09,169	3,41,288	3,72,226	2,20,047
Austria	208,816	101,181	259,258	208,065	209,227	32,03,257	27,95,543	35,12,068	28,25,499	24,96,600
Hungary	606	387	98	..	8	11,817	6,180	1,378	46	904
Czechoslovakia	41,057	20,470	21,018	30,346	27,720	6,92,072	3,37,491	3,18,122	4,35,075	3,43,190
(Kingdom of the Serbs Croats and Slovenes) Yugo Slavia	1,428	2,597	1,072	1	308	22,981	38,288	14,820	59	10,150
Java	2	41	..	2,503	15	210	987	1	10,208	1,444
China (exclusive of Hongkong and Macao)	3,039	2,383	2,486	2,855	3,011	1,13,923	87,256	67,514	74,218	67,848
Japan	5,981	3,662	6,212	17,760	24,353	2,99,506	2,28,520	2,16,942	4,47,718	5,69,046
United States of America—										
Pid Atlantic Coast	91,965	117,191	1,8,819	125,786	94,305	7,82,339	12,44,151	11,02,543	8,02,199	5,51,719
,, Pacific ,,	183	2,994	2,009	514	5,167	4,548	33,628	9,758	3,935	25,013
Other Foreign Countries	971	1,539	108	7	6	9,944	7,035	2,423	1,470	809
TOTAL FOREIGN COUNTRIES	1,318,744	1,165,883	1,113,357	1,274,333	1,251,906	2,19,88,330	1,72,73,138	1,51,45,576	1,73,02,480	1,51,53,358
Share of Bengal	*675,736*	*597,631*	*516,744*	*613,445*	*626,849*	*1,05,14,977*	*79,93,953*	*63,40,943*	*69,04,118*	*71,08,370*
,, *Bombay*	*751,179*	*596,103*	*595,514*	*694,337*	*711,758*	*1,15,69,956*	*87,24,257*	*83,42,773*	*94,04,911*	*85,15,231*
,, *Sind*	*206,766*	*197,018*	*221,941*	*267,239*	*245,957*	*30,21,657*	*20,15,805*	*19,88,316*	*23,74,271*	*20,90,256*
,, *Madras*	*391,833*	*3 1,*48*	*353,416*	*398,960*	*423,152*	*55,42,363*	*46,92,212*	*37,51,015*	*39,86,463*	*38,09,526*
,, *Burma*	*277,531*	*244,329*	*204,538*	*286,042*	*240,256*	*39,43,206*	*25,54,232*	*20,02,641*	*22,60,714*	*20,22,537*
Protected	401,858	283,927	247,877	229,812	260,115	99,51,279	70,59,728	59,86,881	52,50,936	53,69,900
Not protected	1,961,196	1,701,443	1,687,378	1,990,194	1,986,449	2,35,40,786	1,89,20,734	1,64,36,826	1,96,79,476	1,81,76,388
TOTAL	2,363,054	1,985,369	1,91 ,155	2,220,006	2,246,564	3,34,92,059	2,59,80,462	2,24,23,707	2,49,30,412	2,35,46,288

No. 10—*continued*

ARTICLES, AND COUNTRIES OF CONSIGNMENT : ALSO SHARE OF EACH PROVINCE	QUANTITY					VALUE				
	1929-30	1930-31	1931-32	1932-33	1933-34	1929-30	1930-31	1931-32	1932-33	1933-34
						R	R	R	R	R
Paper and Pasteboard—*continued*										
Pasteboard, Millboard and Cardboard of all kinds—										
Strawboards (III)—	Cwts.	Cwts.	Cwts.	Cwts.	Cwts.					
United Kingdom (*including* Channel Islands)	2,405	687	280	882	328	22,002	7,520	3,144	7,789	2,948
Straits Settlements	..	30	10	15	..	..	141	78	109	..
TOTAL BRITISH EMPIRE	2,405	717	290	897	328	22,002	7,661	3,222	7,898	2,948
Sweden	120	..	107	..	861	756	..	702	..	11,118
Germany	3,468	3,456	6,040	33,748	4,461	29,731	27,004	44,223	2,41,235	29,772
Netherlands	122,449	75,503	59,807	72,634	52,154	8,70,182	5,28,507	3,53,666	4,62,757	2,64,818
Belgium	905	2,409	1,561	1,943	800	7,140	17,824	8,918	13,364	3,666
Japan	120,368	155,440	129,121	190,031	135,455	7,29,074	8,71,209	7,54,084	11,11,292	6,16,703
Other Foreign Countries	1,101	615	532	551	230	7,219	3,987	3,199	4,521	2,537
TOTAL FOREIGN COUNTRIES	257,420	237,483	197,168	298,897	193,061	16,44,408	14,43,621	11,64,832	18,33,169	9,50,289
Share of Bengal	*87,450*	*54,486*	*44,736*	*80,047*	*63,711*	*6,33,689*	*3,83,040*	*2,96,427*	*6,07,956*	*3,57,168*
,, *Bombay*	*127,383*	*137,113*	*118,641*	*153,460*	*92,185*	*7,13,869*	*7,62,439*	*6,73,279*	*9,12,919*	*4,14,718*
,, *Sind*	*9,943*	*12,513*	*11,315*	*14,534*	*8,599*	*64,110*	*79,796*	*61,677*	*78,231*	*37,196*
,, *Madras*	*24,675*	*29,765*	*17,996*	*38,105*	*21,744*	*1,71,856*	*2,05,164*	*1,04,984*	*2,41,187*	*1,06,540*
,, *Burma*	*10,374*	*4,323*	*4,770*	*13,048*	*8,050*	*77,966*	*25,813*	*31,687*	*1,00,794*	*37,568*
TOTAL	259,825	238,200	197,458	299,794	194,289	16,66,500	14,56,282	11,68,054	18,41,067	9,53,167
Other kinds (III. M)—	Cwts.	Cwts.	Cwts.	Cwts.	Cwts.					
United Kingdom (*including* Channel Islands)	34,155	11,700	12,651	15,193	24,698	5,44,050	2,50,880	2,41,939	2,92,138	2,85,995
Other British Possessions	232	5	6	3	2	4,367	50	118	194	74
TOTAL BRITISH EMPIRE	34,387	11,705	12,657	15,496	24,700	5,48,417	2,50,930	2,42,057	2,92,332	2,86,069
Latvia	..	..	..	204	482	..	..	..	2,900	5,676
Finland	1,556	2,557	828	3,304	5,976	15,944	29,136	6,816	25,155	40,339
Sweden	10,904	4,651	9,707	28,841	26,995	1,07,757	67,206	1,39,060	3,70,482	2,90,270
Norway	2,117	2,542	3,886	11,228	19,847	42,582	49,634	65,931	1,39,300	2,08,460
Germany	34,822	23,874	25,382	31,610	25,223	5,68,781	3,84,624	4,08,326	5,23,256	3,74,231
Netherlands	3,940	4,139	3,502	2,226	1,153	71,155	65,455	49,231	29,801	19,993
Belgium	1,154	683	926	3,582	2,050	22,820	14,360	19,246	74,800	39,330
France	290	390	6	19	..	7,029	9,184	400	812	187
Italy (*including* Fiume)	132	247	1,133	1,424	39	1,398	3,008	12,756	15,840	724
Austria	12,240	11,789	6,018	5,846	4,378	1,60,854	1,42,320	75,527	61,747	41,691
Czechoslovakia	38	1,444	5,126	5,097	1,727	664	18,254	56,630	56,723	17,042
Japan	351	637	610	3,464	198	10,631	8,678	6,607	24,006	2,842
United States of America—										
Vid Atlantic Coast	313	280	749	7	2	6,608	7,661	17,885	288	96
,, Pacific ,,	191	239	..	43	6	4,796	2,720	..	504	70
Other Foreign Countries	187	22	107	133	137	2,285	280	1,644	2,656	1,964
TOTAL FOREIGN COUNTRIES	68,230	53,503	57,980	97,116	88,213	10,83,294	7,97,641	8,59,965	13,27,675	10,43,018
Share of Bengal	*64,043*	*26,015*	*24,462*	*46,674*	*51,615*	*9,15,907*	*3,96,638*	*3,55,894*	*6,61,311*	*6,27,998*
,, *Bombay*	*20,950*	*21,630*	*31,497*	*50,109*	*44,841*	*3,39,648*	*3,51,351*	*4,79,575*	*6,94,646*	*6,54,524*
,, *Sind*	*4,033*	*4,319*	*2,858*	*7,257*	*4,726*	*66,358*	*65,934*	*53,010*	*1,21,116*	*63,970*
,, *Madras*	*11,253*	*12,691*	*9,899*	*6,468*	*9,256*	*2,04,493*	*2,14,471*	*1,84,937*	*1,05,300*	*1,36,302*
,, *Burma*	*2,283*	*1,513*	*1,921*	*1,706*	*2,815*	*51,265*	*31,570*	*28,190*	*30,934*	*46,131*
TOTAL	102,617	85,206	70,637	112,614	112,913	16,31,711	10,48,571	11,12,915	16,20,307	16,29,927

No. 10—continued

ARTICLES, AND COUNTRIES OF CONSIGNMENT, ALSO SHARE OF EACH PROVINCE	Quantity					Value				
	1929-30	1930-31	1931-32	1932-33	1933-34	1929-30	1930-31	1931-32	1932-33	1933-34
						R	R	R	R	R
Paper and Pasteboard—*continued*										
Manufactures of Pasteboard, Millboard and Cardboard (III. M)—	Cwts.	Cwts.	Cwts.	Cwts.	Cwts.					
United Kingdom (*including* Channel Islands)	10,317	2,088	3,277	3,862	6,665	2,88,158	96,819	1,25,419	1,54,488	2,79,127
Other British Possessions	22	4	32	..	57	4,921	457	484	77	3,248
TOTAL BRITISH EMPIRE	10,339	2,092	3,309	3,862	6,722	2,93,079	97,276	1,25,903	1,54,565	2,82,375
Sweden	749	327	..	1,170	44	12,618	6,521	..	14,282	982
Germany	1,831	644	675	1,151	934	69,782	28,003	40,005	38,301	26,260
Netherlands	300	224	492	74	50	5,344	9,163	21,756	3,120	810
Belgium	584	502	2,395	378	162	26,341	13,352	1,18,475	18,960	46,082
France	29	47	106	74	71	5,403	4,429	9,156	7,370	4,676
Switzerland	114	48	76	40	..	6,055	5,266	2,285	1,245	5
Italy (*including* Fiume)	526	2	25	7	10	6,754	172	867	581	601
Austria	559	651	44	47	..	7,707	7,057	1,340	841	5
Japan	32	63	7	200	535	2,206	4,558	626	9,041	19,499
United States of America—										
Pld Atlantic Coast	21	152	46	22	7	1,471	7,275	2,702	1,256	443
,, Pacific ,,	35	57	22	8	..	2,837	2,789	1,025	694	10
Other Foreign Countries	80	254	251	102	505	1,871	3,153	6,100	2,582	8,702
TOTAL FOREIGN COUNTRIES	4,568	2,971	4,139	3,273	3,118	1,47,789	91,738	2,04,427	98,273	1,08,225
Share of Bengal	*3,595*	*1,751*	*636*	*2,669*	*3,314*	*1,41,278*	*39,132*	*21,947*	*78,177*	*1,15,607*
,, *Bombay*	*1,325*	*963*	*903*	*1,422*	*1,319*	*77,497*	*47,040*	*45,545*	*44,438*	*82,659*
,, *Sind*	*263*	*199*	*223*	*256*	*246*	*19,693*	*14,612*	*14,975*	*15,322*	*18,072*
,, *Madras*	*4,511*	*1,689*	*5,721*	*2,383*	*4,112*	*1,83,291*	*63,618*	*2,24,894*	*94,504*	*1,63,714*
,, *Burma*	*813*	*461*	*466*	*407*	*349*	*19,199*	*24,612*	*22,969*	*20,397*	*10,513*
TOTAL	14,907	5,063	7,448	7,135	9,840	4,40,808	1,89,014	3,30,330	2,52,838	3,99,600
Total Pasteboard, Millboard and Cardboard of all kinds (III. M)—	Cwts.	Cwts.	Cwts.	Cwts.	Cwts.					
United Kingdom (*including* Channel Islands)	46,877	14,475	16,208	20,217	31,691	8,54,300	3,55,210	3,70,502	4,54,715	6,67,910
Other British Possessions	254	39	48	18	59	9,288	648	680	380	3,322
TOTAL BRITISH EMPIRE	47,131	14,514	16,256	20,235	31,750	8,63,588	3,55,867	3,71,182	4,55,095	6,71,232
Finland	1,670	2,743	828	3,394	5,976	16,784	30,833	6,810	25,155	40,930
Latvia	..	..	..	204	482	..	..	..	2,909	5,676
Sweden	11,782	4,978	9,814	30,011	27,900	1,81,131	73,727	1,39,872	3,84,764	3,02,370
Norway	2,481	2,564	3,986	11,263	20,319	45,976	50,148	60,631	1,39,835	2,14,311
Germany	39,621	27,974	32,097	66,509	50,618	6,68,294	4,39,631	4,92,554	8,02,792	4,30,363
Netherlands	126,788	79,936	63,801	74,934	51,357	9,46,081	6,03,125	4,24,653	4,95,678	2,85,016
Belgium	2,643	3,494	4,882	5,903	3,812	56,307	45,556	1,46,639	1,07,124	89,087
France	818	417	112	93	71	15,368	13,613	9,556	7,862	4,813
Switzerland	114	49	153	173	1	6,072	5,316	3,580	3,901	23
Italy (*including* Fiume)	658	219	1,148	1,431	49	8,152	3,180	13,622	16,117	1,585
Austria	12,949	12,440	6,062	5,803	4,432	1,68,961	1,49,377	76,867	62,588	42,470
Czechoslovakia	90	1,186	5,747	5,182	1,867	1,294	18,788	58,979	57,639	18,926
China (*exclusive of* Hongkong and Macao)	190	616	122	512	65	750	4,104	4,642	5,527	2,627
Japan	129,731	1,46,140	123,736	103,685	150,188	7,41,911	8,79,536	7,61,267	11,44,339	6,60,644
United States of America—										
Pld Atlantic Coast	334	411	1,015	23	9	6,079	14,956	21,662	1,544	539
,, Pacific ,,	226	248	22	51	6	7,126	5,360	1,025	1,198	80
Other Foreign Countries	187	24	139	1	140	2,308	631	852	125	2,183
TOTAL FOREIGN COUNTRIES	313,218	291,977	253,287	303,284	298,272	28,75,401	27,55,080	22,29,217	38,59,117	21,01,452

No. 10– *continued*

ARTICLES AND COUNTRIES OF CONSIGNMENT; ALSO SHARE OF EACH PROVINCE	QUANTITY					VALUE				
	1929-30	1930-31	1931-32	1932-33	1933-34	1929-30	1930-31	1931-32	1932-33	1933-34
Paper and Pasteboard—*concluded*						R	R	R	R	R
***Total Pasteboard, millboard, and cardboard of all kinds (III. M)*—continued**	Cwts.	Cwts.	Cwts.	Cwts.	Cwts.					
Share of Bengal	*160,088*	*82,252*	*69,334*	*109,990*	*118,440*	*16,95,574*	*8,15,610*	*6,84,948*	*12,67,444*	*11,90,773*
„ *Bombay*	*149,658*	*158,706*	*161,049*	*205,291*	*138,585*	*11,81,054*	*11,60,857*	*11,98,...99*	*16,52,005*	*10,81,928*
„ *Sind*	*14,294*	*17,031*	*14,396*	*22,045*	*13,571*	*1,50,071*	*1,59,442*	*1,29,671*	*2,21,669*	*1,19,163*
„ *Madras*	*40,439*	*44,146*	*33,116*	*41,056*	*35,112*	*5,63,6...*	*4,68,753*	*4,94,816*	*4,09,971*	*4,06 596*
„ *Burma*	*12,870*	*6,337*	*7,357*	*51,161*	*11,054*	*1,48,430*	*85,066*	*91,446*	*1,52,125*	*94,219*
TOTAL	377,849	308,471	275,542	419,543	317,042	37,39,079	28,03,867	26,10,899	37,14,212	27,72,084
***Total Paper and Pasteboard*—**	Cwts.	Cwts.	Cwts.	Cwts.	Cwts.					
United Kingdom (*including* Channel Islands)	1,086,876	829,677	814,098	961,717	1,011,229	1,21,80,596	89,35,666	76,64,432	79,53,324	88,72,955
Straits Settlements	1,026	641	976	567	577	36,778	17,371	21,619	20,594	15,181
Hongkong	3,064	3,092	2,394	2,433	2,201	1,27,677	91,651	47,446	58,919	52,035
Canada—										
Vid Atlantic Coast	330	541	418	871	7,472	12,308	15,361	12,823	16,160	84,022
„ Pacific „	..	4	..	58	4,847	..	313	..	1,497	30,603
Other British Possessions	142	45	138	82	82	3,958	2,859	2,903	2,533	2,766
TOTAL BRITISH EMPIRE	1,091,438	834,000	818,054	965,728	1,026,408	1,23,67,317	90,63,191	76,49,313	80,53,027	90,04,162
U. S. S. R.—										
Northern	1,667	222	396	34	42	10,935	3,605	5,414	715	386
Finland	44,520	39,277	39,841	84,376	110,021	5,77,861	5,16,116	4,79,962	9,81,974	11,08,981
Esthonia	15,417	9,484	2,334	2,463	7,285	2,34,149	1,22,429	26,740	24,551	92,515
Latvia	3,240	3,289	945	2,994	1,959	48,286	46,823	14,879	42,045	24,405
Sweden	212,502	176,468	187,575	303,380	275,016	38,37,729	29,94,250	28,35,955	41,61,718	33,55,178
Norway	345,581	304,352	182,079	323,804	561,316	52,91,074	42,88,166	26,74,647	40,73,867	39,94,217
Denmark	215	120	754	66	110	4,504	2,206	11,174	2,820	2,727
Poland (*including* Dantzig)	258	85	185	1	198	4,091	1,045	2,023	26	5,936
Germany	239,892	149,666	166,878	188,079	124,480	44,51,304	27,67,777	27,48,575	30,12,026	20,18,058
Netherlands	217,097	153,291	132,859	135,018	115,437	26,01,033	20,13,349	15,89,832	14,08,110	11,38,957
Belgium	31,066	26,187	18,360	17,243	16,060	7,25,540	5,42,204	4,50,738	3,99,007	4,27,678
France	7,241	3,028	1,249	2,460	1,170	4,50,535	1,36,047	92,871	1,76,027	67,506
Spain	361	2	18	238	5	7,870	564	4,027	7,347	490
Switzerland	241	192	363	311	132	15,388	11,436	11,535	8,812	8,724
Italy (*including* Fiume)	81,919	21,457	25,092	10,965	11,220	6,24,035	3,12,349	3,54,910	3,88,348	2,22,832
Austria	221,765	203,621	265,320	213,058	213,650	33,72,218	29,44,920	35,89,835	28,88,087	25,39,070
Hungary	793	387	98	..	9	14,085	6,180	1,278	46	1,038
Czechoslovakia	41,147	21,956	26,365	35,528	29,587	6,93,366	3,56,279	3,77,101	4,97,714	3,62,116
Yugo-Slavia (Kingdom of the Serbs-Croats and Slovenes)	1,428	2,597	1,072	1	368	22,981	38,298	14,820	59	10,159
Java	2	41	..	2,503	15	210	987	1	10,208	1,444
China (*exclusive* of Hongkong and Macáo)	3,139	2,998	2,608	3,387	3,070	1,14,673	91,360	72,166	79,745	70,475
Japan	135,732	159,802	135,950	211,445	196,541	10,41,417	11,46,076	9,78,299	15,62,467	12,20,690
United States of America—										
Vid Atlantic Coast	92,299	177,632	179,564	125,815	94,314	7,00,416	12,59,107	11,24,206	8,03,743	5,52,2.8
„ Pacific „	409	2,290	2,031	665	5,169	11,671	29,137	10,783	5,133	25,093
Other Foreign Countries	971	396	108	7	9	9,948	5,399	2,428	1,450	1 076
TOTAL FOREIGN COUNTRIES	1,648,962	1,459,840	1,372,644	1,673,...21	1,...7,...	2,...,...,...21	1,96,11,...	1,73,74,...93	2,01,61,...97	1,72,...,...10
Share of Bengal	*833,826*	*674,833*	*606,...7...*	*713,437*	*74,...,...*	*1,...,10,...51*	*88 12,763*	*70,...,011*	*81,...,...67*	*...,09,...43*
„ *Bombay*	*900,837*	*758,009*	*749,...51*	*...,...,...*	*...,...,...*	*1,...,51,...16*	*98,...,...14*	*9...,41,...72*	*1,10,...,...*	*...,67,...19*
„ *Sind*	*...,...,...*	*...,...*	*...,...*	*...,...*	*...,...*	*...,...,...*	*...,...,...*	*...,...,...*	*...,...,...*	*...,...,...*
„ *Madras*	*...,...*	*...,...*	*...,...*	*...,...*	*...,...*	*...,...,...*	*...,...,...*	*...,...,...*	*...,...,...*	*...,...,...*
„ *Burma*	*...,...*	*...,...*	*...,...*	*...,...*	*...,...*	*...,...,...*	*...,...,...*	*...,...,...*	*...,...,...*	*...,...,...*
TOTAL	2,740,400	2,293,840	2,...,...	2,...,...	2,...,...	3,...,...,...38	2,...,74,...39	2,...,24,...06	2,...,44,...24	2,...,...,...72

No. 10--*continued*

ARTICLES, AND COUNTRIES OF CONSIGNMENT; ALSO SHARE OF EACH PROVINCE	Quantity					Value				
	1929-30	1930-31	1931-32	1932-33	1933-34	1929-30	1930-31	1931-32	1932-33	1933-34
						R	R	R	R	R
Paper making materials—										
Pulp of Wood (II. I)—	Cwts.	Cwts.	Cwts.	Cwts.	Cwts.					
United Kingdom (*excluding* Channel Islands)	3,511	9,112	32,441	15,130	892	46,897	96,931	2,46,683	1,21,103	9,991
Canada—										
Vid Atlantic Coast	..	..	..	..	1,150	..	..	..	..	11,341
,, Pacific ,,	..	..	16,053	..	3,060	..	..	92,281	..	23,302
TOTAL	3,511	9,112	48,494	15,130	5,102	46,897	96,931	3,38,964	1,21,103	44,634
	Cwts.	Cwts.	Cwts.	Cwts.	Cwts.					
Poland (*including* Danzig)	..	..	..	1,065	1,045	..	..	..	8,240	8,251
Finland	25,983	55,164	38,538	10,399	8,961	2,50,775	4,99,187	3,29,828	81,499	59,152
Lithuania	..	..	..	..	3,889	..	..	..	..	23,309
Sweden	147,040	171,158	120,529	106,902	163,530	13,30,126	15,28,114	10,29,454	7,79,446	10,67,633
Norway	267,995	171,616	100,796	107,179	153,008	24,80,645	16,84,116	8,75,711	7,12,871	10,19,982
Germany	31,640	30,807	45,976	1,322	10,550	2,84,136	2,76,340	3,42,382	8,955	72,543
Netherlands	..	1,000	..	..	20	..	10,279	..	..	507
Belgium	24	25	6	..	1,534	203	216	46	..	10,280
Czechoslovakia	..	..	1,668	922	..	..	..	14,278	7,165	..
Portugal	..	..	1,000	..	..	..	..	7,910	..	..
Italy (*including* Fiume)	..	..	..	95	..	..	..	..	920	..
Austria	10,010	4,149	45,954	9,705	..	89,205	35,132	4,00,145	78,338	..
Japan	..	1,513	..	7,127	..	..	12,636	..	48,928	..
United States of America—										
Vid Atlantic Coast	..	4,400	13,026	52,973	19,165	..	38,480	90,367	3,57,364	1,38,684
,, Pacific ,,	..	2,812	26,704	..	39,453	..	21,036	1,68,375	..	2,63,487
TOTAL FOREIGN COUNTRIES	482,698	445,204	394,197	297,689	401,251	44,45,090	41,05,536	32,58,496	20,86,726	26,63,894
Share of Bengal	*467,567*	*432,597*	*404,996*	*283,181*	*365,693*	*42,83,399*	*39,97,012*	*32,70,857*	*19,76,373*	*24,05,465*
,, *Bombay*	*18,239*	*19,403*	*36,716*	*39,123*	*39,027*	*2,03,340*	*1,80,696*	*3,17,094*	*2,26,146*	*2,89,279*
,, *Sind*	*4*	..	..	..	..	*60*	..	..	..	..
,, *Madras*	*400*	*2,316*	*979*	*515*	*1,633*	*5,189*	*24,759*	*9,509*	*6,310*	*13,884*
TOTAL	486,209	454,316	442,691	312,819	406,353	44,91,987	42,02,467	35,97,460	22,07,829	27,08,528
Rags and other materials (II. I)—	Cwts.	Cwts.	Cwts.	Cwts.	Cwts.					
United Kingdom (*including* Channel Islands)	78	91	22	30	35	2,911	3,758	1,081	1,050	1,206
TOTAL FOREIGN COUNTRIES	3	18	..	..	..	12	481	..	..	..
Share of Bengal	*76*	*71*	*22*	*30*	*35*	*2,823*	*3,164*	*1,081*	*1,050*	*1,203*
,, *Bombay*	*5*	*38*	..	..	..	*100*	*1,075*	..	..	..
TOTAL	81	109	22	30	35	2,923	4,239	1,081	1,050	1,203
Total Paper making materials—	Cwts.	Cwts.	Cwts.	Cwts.	Cwts.					
BRITISH EMPIRE	3,589	9,203	48,516	15,160	5,137	49,808	1,00,689	3,40,045	1,22,153	45,842
FOREIGN COUNTRIES	482,701	445,222	394,197	297,689	401,251	44,46,102	41,06,017	32,58,496	20,86,726	26,63,894
TOTAL	486,290	454,425	442,713	312,849	406,388	44,94,910	42,06,706	35,98,541	22,08,879	27,09,736
Paraffin wax (III. U)—	Tons	Tons	Tons	Tons	Tons					
United Kingdom (*excluding* Channel Islands)	23	73	2	7	15	15,890	40,164	2,421	7,538	10,845
Straits Settlements	..	..	12	19	14	..	52	6,227	6,315	5,370
Commonwealth of Australia	..	10	..	..	..	..	6,985	..	..	..
Other British Possessions	..	..	..	..	..	..	..	..	9	2
TOTAL BRITISH EMPIRE	23	83	14	26	29	15,890	47,201	8,648	15,912	16,217

No. 10—*continued*

ARTICLES, AND COUNTRIES OF CONSIGNMENT; ALSO SHARE OF EACH PROVINCE	Quantity					Value				
	1929-30	1930-31	1931-32	1932-33	1933-34	1929-30	1930-31	1931-32	1932-33	1933-34
						R	R	R	R	R
Paraffin wax (III. U)—*continued*	Tons	Tons	Tons	Tons	Tons					
Poland (*including* Dantzig)	44	7	..	..	..	14,942	2,140	..	..	..
Germany	65	20	15	1	8	23,688	8,235	5,326	599	4,023
Czechoslovakia	20	20	..	..	..	8,885	5,127	..	..	..
Sumatra	..	..	9	53	60	..	..	2,262	10,116	11,215
Japan	20	..	10	5	..	11,440	108	4,806	2,223	33
United States of America—										
Vid Atlantic Coast	965	1,552	482	102	209	2,87,130	3,12,634	1,04,302	29,441	61,130
„ Pacific „	20	..	..	..	..	6,059	..	..	..	..
Other Foreign Countries	..	1	1	2	..	45	185	489	877	173
TOTAL FOREIGN COUNTRIES	1,134	1,600	517	163	283	3,52,189	3,28,519	1,17,365	42,956	77,482
Share of Bengal	*431*	*685*	*136*	..	*65*	*1,35,379*	*1,04,302*	*27,020*	..	*19,553*
„ *Bombay*	*448*	*471*	*269*	*102*	*113*	*1,39,785*	*1,28,283*	*62,432*	*29,627*	*31,746*
„ *Sind*	*15*	*34*	..	*1*	*7*	*4,553*	*10,615*	*498*	*188*	*4,367*
„ *Madras*	*72*	*222*	*46*	*2*	*43*	*23,344*	*51,305*	*11,183*	*362*	*14,343*
„ *Burma*	*191*	*271*	*80*	*84*	*84*	*64,718*	*87,205*	*24,869*	*28,641*	*23,690*
TOTAL	1,157	1,688	531	189	312	3,68,079	3,75,720	1,26,012	58,868	93,699
Perfumery (not being perfumed spirits (III. U)—										
United Kingdom (*including* Channel Islands)	—	—	—	—	—	21,469	19,697	14,308	25,068	15,201
Aden and Dependencies	—	—	—	—	—	9,403	10,750	3,092	3,174	6,810
Straits Settlements	—	—	—	—	—	83,020	81,328	64,552	69,876	49,310
Hongkong	—	—	—	—	—	50,716	37,990	27,018	23,637	40,463
Other British Possessions	—	—	—	—	—	1,600	1,905	2,584	1,497	5,089
TOTAL BRITISH EMPIRE	—	—	—	—	—	1,72,328	1,51,670	1,11,554	1,23,252	1,17,173
Germany	—	—	—	—	—	38,546	32,008	38,309	40,697	12,983
Netherlands	—	—	—	—	—	44,580	50,577	37,371	40,191	33,269
France	—	—	—	—	—	20,588	11,155	19,594	29,476	12,034
Switzerland	—	—	—	—	—	4,059	7,118	5,174	10,884	5,008
Persia	—	—	—	—	—	1,20,611	73,061	1,02,660	1,15,310	73,539
China (*exclusive* of Hongkong and Macão)	—	—	—	—	—	19,613	7,979	2,180	6,577	8,524
Japan	—	—	—	—	—	2,466	4,149	196	1,281	6,566
Other Foreign Countries	—	—	—	—	—	2,341	3 553	4,476	4,067	3,837
TOTAL FOREIGN COUNTRIES	—	—	—	—	—	2,52,804	1,89,600	2,09,958	2,55,473	1,85,760
Share of Bengal	—	—	—	—	—	*66,901*	*61,380*	*37,871*	*63,179*	*51,629*
„ *Bombay*	—	—	—	—	—	*1,11,786*	*76,194*	*1,16,994*	*1,14,440*	*76,834*
„ *Sind*	—	—	—	—	—	*1,14,665*	*1,01,178*	*93,041*	*1,22,764*	*89,910*
„ *Madras*	—	—	—	—	—	*61,430*	*44,357*	*35,990*	*53,440*	*42,748*
„ *Burma*	—	—	—	—	—	*70,380*	*61,360*	*34,113*	*31,492*	*32,135*
TOTAL	—	—	—	—	—	4,25,162	3,41,270	3,21,512	3,78,715	2,72,963
Pitch and Tar—										
***Coaltar and Pitch (III. U)*—**	Cwts.	Cwts.	Cwts.	Cwts.	Cwts.					
United Kingdom (*including* Channel Islands)	35,271	19,750	27,745	28,632	26,079	1,92,869	1,22,385	1,66,364	1,39,314	1,20,219
Other British Possessions	267	226	25	243	979	534	1,627	143	790	3,633
TOTAL BRITISH EMPIRE	35,538	19,976	27,770	28,875	27,058	1,93,743	1,24,012	1,66,507	1,40,104	1,23,852
Japan	5,856	21,526	13,601	53,504	1,22,791	22,053	81,191	96,514	2,33,745	8,16,191
Other Foreign Countries	320	141	1,256	240	936	4,265	2,059	11,746	1,942	7,748
TOTAL FOREIGN COUNTRIES	6,176	22,667	28,857	54,144	123,727	26,318	83,250	98,342	2,35,687	8,23,939

No. 10—*continued*

ARTICLES, AND COUNTRIES OF CONSIGNMENT; ALSO SHARE OF EACH PROVINCE	Quantity					Value				
	1929-30	1930-31	1931-32	1932-33	1933-34	1929-30	1930-31	1931-32	1932-33	1933-34
						R	R	R	R	R
Pitch and Tar—*continued.*										
***Coal tar and Pitch (III. U)*—continued**	Cwts.	Cwts.	Cwts.	Cwts.	Cwts.					
Share of Bengal	*5,196*	*1,296*	*1,349*	*43,302*	*83,326*	*41,138*	*13,622*	*21,576*	*1,14,055*	*2,24,858*
„ *Bombay*	*22,799*	*28,211*	*38,256*	*39,048*	*35,206*	*95,299*	*1,15,711*	*1,48,478*	*1,31,170*	*99,393*
„ *Sind*	*1,441*	*857*	*7,247*	*16,739*	*6,811*	*7,799*	*4,765*	*28,432*	*69,397*	*24,734*
„ *Madras*	*2,961*	*4,095*	*2,878*	*3,316*	*10,713*	*15,914*	*23,058*	*13,070*	*15,127*	*40,816*
„ *Burma*	*9,417*	*7,524*	*10,177*	*10,080*	*14,649*	*59,931*	*50,091*	*53,373*	*45,946*	*57,952*
TOTAL	41,714	41,983	60,207	113,019	150,705	2,20,081	2,07,242	2,64,929	3,75,695	4,47,751
***Stockholm tar and Pitch (III. U)*—**	Cwts.	Cwts.	Cwts.	Cwts.	Cwts.					
United Kingdom (*including* Channel Islands)	3,211	1,814	2,070	2,547	3,317	48,820	26,752	29,932	35,697	41,343
Other British Possessions	23	2	..	19	..	434	56	..	254	9
TOTAL BRITISH EMPIRE	3,234	1,816	2,070	2,566	3,317	49,254	26,808	29,932	35,951	41,352
Sweden	864	890	917	943	1,469	12,173	11,633	8,761	9,738	16,526
Other Foreign Countries	197	420	127	67	..	3,543	4,202	1,284	900	..
TOTAL FOREIGN COUNTRIES	1,061	1,310	1,044	1,010	1,469	15,716	15,925	10,045	10,638	16,526
Share of Bengal	*2,761*	*1,047*	*595*	*1,330*	*2,114*	*46,340*	*17,578*	*9,088*	*20,654*	*29,629*
„ *Bombay*	*323*	*1,539*	*1,632*	*1,056*	*1,510*	*8,735*	*17,746*	*18,361*	*16,334*	*16,413*
„ *Sind*	..	*8*	..	*460*	*20*	..	*77*	..	*188*	*160*
„ *Madras*	*137*	*8*	..	*54*	*328*	*2,589*	*120*	..	*676*	*1,431*
„ *Burma*	*671*	*566*	*887*	*627*	*794*	*7,306*	*7,213*	*12,528*	*8,737*	*10,195*
TOTAL	4,295	3,165	3,114	3,576	4,786	64,970	42,733	39,977	46,589	57,873
Total Pitch and Tar—	Cwts.	Cwts.	Cwts.	Cwts.	Cwts.					
United Kingdom (*including* Channel Islands)	38,492	21,594	35,415	31,170	29,376	2,41,629	1,49,137	1,96,296	1,75,011	1,61,562
Other British Possessions	280	228	25	262	979	1,368	1,683	183	1,044	3,642
TOTAL BRITISH EMPIRE	38,772	21,822	35,440	31,441	29,355	2,42,997	1,50,820	1,96,479	1,76,055	1,65,204
Sweden	864	890	938	960	1,493	12,173	11,633	8,899	10,128	16,604
Norway	394	218	..	..	..	5,955	2,146	..	..	..
Japan	5,956	21,826	25,601	83,904	122,731	22,053	81,101	86,594	2,33,749	3,16,101
United States of America—										
Vid Atlantic Coast	..	18	680	..	36	..	209	5,471	..	675
Other Foreign Countries	123	374	662	281	876	1,973	3,976	7,463	2,352	6,955
TOTAL FOREIGN COUNTRIES	7,237	23,326	27,881	85,154	125,136	42,054	99,155	1,08,427	2,46,229	3,40,425
Share of Bengal	*7,960*	*2,343*	*2,444*	*45,152*	*85,440*	*87,478*	*31,200*	*30,664*	*1,34,709*	*2,54,535*
„ *Bombay*	*23,622*	*29,750*	*39,888*	*40,137*	*36,716*	*1,04,034*	*1,33,456*	*1,66,839*	*1,47,504*	*1,15,806*
„ *Sind*	*1,441*	*865*	*7,247*	*17,199*	*6,831*	*7,799*	*4,842*	*28,432*	*69,585*	*24,894*
„ *Madras*	*2,998*	*4,100*	*2,878*	*3,370*	*11,041*	*18,503*	*23,178*	*13,070*	*15,503*	*42,247*
„ *Burma*	*9,988*	*8,090*	*11,064*	*10,707*	*15,443*	*67,237*	*57,304*	*65,901*	*54,683*	*68,147*
TOTAL	46,009	45,148	63,321	116,595	155,491	2,85,051	2,49,975	3,04,906	4,22,284	5,05,629
Plants living, including Bulbs and Seed for sowing (II. S)—										
United Kingdom (*including* Channel Islands)	—	—	—	—	—	41,474	51,354	22,225	25,547	75,523
Ceylon (*excluding* Maldives)	—	—	—	—	—	6,787	9,466	2,415	1,837	5,496
Straits Settlements	—	—	—	—	—	3,480	6,531	3,782	4,798	5,561
Commonwealth of Australia	—	—	—	—	—	11,115	9,187	6,851	2,879	2,961
Other British Possessions	—	—	—	—	—	3,414	4,883	1,528	346	2,527
TOTAL BRITISH EMPIRE	—	—	—	—	—	66,070	81,421	36,801	35,407	90,708

No. 10—*continued*

ARTICLES, AND COUNTRIES OF CONSIGNMENT; ALSO SHARE OF EACH PROVINCE	QUANTITY					VALUE				
	1929-30	1930-31	1931-32	1932-33	1933-34	1929-30	1930-31	1931-32	1932-33	1933-34
Plants, living, *including* Bulbs and Seed for sowing (II. S)—*continued.*						R	R	R	R	R
Germany	—	—	—	—	—	16,899	13,237	14,181	18,748	22,325
Netherlands	—	—	—	—	—	2,148	7,234	9,285	8,536	9,898
France	—	—	—	—	—	12,710	11,183	9,882	18,389	11,091
Italy (*including* Fiume)	—	—	—	—	—	7,355	269	2,155	1,264	2,839
China (*exclusive* of Hongkong and Macão)	—	—	—	—	—	14,166	8,831	6,929	8,080	8,961
United States of America—										
Viâ Atlantic Coast	—	—	—	—	—	32,258	41,753	38,519	45,942	22,231
„ Pacific „	—	—	—	—	—	1,008	2,163	10,413	5,008	5,908
Other Foreign Countries	—	—	—	—	—	15,244	12,602	12,811	7,054	8,929
TOTAL FOREIGN COUNTRIES	—	—	—	—	—	1,01,768	97,332	1,04,175	1,13,019	92,182
Share of Bengal	—	—	—	—	—	*24,716*	*50,585*	*17,945*	*26,424*	*74,419*
„ *Bombay*	—	—	—	—	—	*97,163*	*73,852*	*85,524*	*92,190*	*70,275*
„ *Sind*	—	—	—	—	—	*6,770*	*10,575*	*7,774*	*5,292*	*13,390*
„ *Madras*	—	—	—	—	—	*20,418*	*13,228*	*8,912*	*3,411*	*4,953*
„ *Burma*	—	—	—	—	—	*18,791*	*25,513*	*20,818*	*21,109*	*19,248*
TOTAL	—	—	—	—	—	1,67,858	1,78,753	1,40,976	1,48,426	1,82,390
Polishes—										
Polishes and compositions for application to leather (III. U)										
United Kingdom (*including* Channel Islands)	—	—	—	—	—	17,05,524	12,51,194	11,83,243	11,70,331	11,71,190
Other British Possessions	—	—	—	—	—	265	804	406	2,051	482
TOTAL BRITISH EMPIRE	—	—	—	—	—	17,05,789	12,51,998	11,83,649	11,72,382	11,71,672
Germany	—	—	—	—	—	7,262	8,038	7,126	4,954	2,241
Netherlands	—	—	—	—	—	61	1,661	..	..	5,549
France	—	—	—	—	—	..	15	292	28	5,263
United States of America—										
Viâ Atlantic Coast	—	—	—	—	—	40,702	39,148	21,833	26,298	27,796
„ Pacific „	—	—	—	—	—	..	..	71	..	..
Other Foreign Countries	—	—	—	—	—	4,681	367	1,630	329	2,418
TOTAL FOREIGN COUNTRIES	—	—	—	—	—	52,706	49,229	30,952	31,609	43,267
Share of Bengal	—	—	—	—	—	*6,18,381*	*3,31,561*	*3,24,997*	*3,16,385*	*3,08,208*
„ *Bombay*	—	—	—	—	—	*4,96,708*	*3,99,722*	*3,93,811*	*3,72,690*	*3,97,021*
„ *Sind*	—	—	—	—	—	*4,71,211*	*3,49,943*	*3,54,324*	*3,86,781*	*3,60,616*
„ *Madras*	—	—	—	—	—	*99,339*	*1,53,485*	*85,889*	*66,266*	*73,662*
„ *Burma*	—	—	—	—	—	*72,356*	*66,516*	*55,550*	*61,869*	*69,426*
TOTAL	—	—	—	—	—	17,58,495	13,01,227	12,14,601	12,03,991	12,14,939
Polishes and compositions for application to metals (III. U)—										
United Kingdom (*including* Channel Islands)	—	—	—	—	—	4,25,821	4,02,691	4,17,243	3,84,888	3,90,488
Other British Possessions	—	—	—	—	—	2,565	734	141	116	1,144
TOTAL BRITISH EMPIRE	—	—	—	—	—	4,28,38[illegible]	4,03,425	4,17,384	3,85,004	3,97,638

No. 10—*continued*

ARTICLES, AND COUNTRIES OF CONSIGNMENT; ALSO SHARE OF EACH PROVINCE	Quantity					Value				
	1929-30	1930-31	1931-32	1932-33	1933-34	1929-30	1930-31	1931-32	1932-33	1933-34
						R	R	R	R	R
Polishes—*continued*										
Polishes and compositions for application to metals (III. U)—continued										
Germany	—	—	—	—	—	8,281	7,332	7,017	6,819	5,178
United States of America—										
Vid Atlantic Coast	—	—	—	—	—	42,598	36,527	23,577	15,641	29,541
„ Pacific „	—	—	—	—	—	..	848	3	10	9
Other Foreign Countries	—	—	—	—	—	1,280	814	398	1,070	3,800
TOTAL FOREIGN COUNTRIES	—	—	—	—	—	52,159	45,521	31,595	23,540	38,528
Share of Bengal	—	—	—	—	—	*1,58,905*	*1,82,720*	*1,54,055*	*99,543*	*1,18,892*
„ *Bombay*	—	—	—	—	—	*1,57,308*	*1,21,282*	*1,31,905*	*1,54,316*	*1,77,863*
„ *Sind*	—	—	—	—	—	*86,948*	*82,394*	*86,002*	*81,372*	*76,846*
„ *Madras*	—	—	—	—	—	*42,366*	*41,169*	*41,494*	*41,027*	*33,056*
„ *Burma*	—	—	—	—	—	*34,618*	*21,361*	*35,523*	*32,286*	*29,504*
TOTAL	—	—	—	—	—	4,80,545	4,48,946	4,48,979	4,08,544	4,36,160
Wood Polish (III. U)—										
United Kingdom (*including* Channel Islands)	—	—	—	—	—	73,475	57,256	46,416	37,807	98,704
Commonwealth of Australia	—	—	—	—	—	..	9,366	..	..	..
Other British Possessions	—	—	—	—	—	..	205	..	..	..
TOTAL BRITISH EMPIRE	—	—	—	—	—	73,475	66,827	46,416	37,807	98,704
United States of America—										
Vid Atlantic Coast	—	—	—	—	—	19,821	15,202	2,545	8,198	12,436
„ Pacific „	—	—	—	—	—	78	..	..	..	2
Other Foreign Countries	—	—	—	—	—	4,295	881	1,144	968	806
TOTAL FOREIGN COUNTRIES	—	—	—	—	—	24,194	16,083	3,689	9,166	13,244
Share of Bengal	—	—	—	—	—	*19,132*	*8,803*	*14,763*	*3,489*	*36,346*
„ *Bombay*	—	—	—	—	—	*44,208*	*44,543*	*21,266*	*29,415*	*58,538*
„ *Sind*	—	—	—	—	—	*7,681*	*7,529*	*5,637*	*5,115*	*2,562*
„ *Madras*	—	—	—	—	—	*23,439*	*20,118*	*7,717*	*7,718*	*13,091*
„ *Burma*	—	—	—	—	—	*3,209*	*1,917*	*722*	*1,236*	*1,061*
TOTAL	—	—	—	—	—	97,669	82,910	50,105	46,973	1,11,948
Other sorts (III. U)—										
United Kingdom (*including* Channel Islands)	—	—	—	—	—	2,17,575	2,47,317	1,68,495	2,36,076	3,61,726
Ceylon (*excluding* Maldives)	—	—	—	—	—	16,033	25	..	75	91
Commonwealth of Australia	—	—	—	—	—	2,719	9,492	147	2,083	1,177
Other British Possessions	—	—	—	—	—	824	887	108	470	3,855
TOTAL BRITISH EMPIRE	—	—	—	—	—	2,37,551	2,57,721	1,68,750	2,39,304	3,66,849
Germany	—	—	—	—	—	7,259	3,808	2,079	5,111	5,605
United States of America—										
Vid Atlantic Coast	—	—	—	—	—	48,575	61,806	30,015	60,732	60,955
„ Pacific „	—	—	—	—	—	1,430	679	611	1,374	567
Other Foreign Countries	—	—	—	—	—	2,351	1,975	1,416	4,414	5,563
TOTAL FOREIGN COUNTRIES	—	—	—	—	—	59,624	68,289	34,121	71,631	72,690

No. 10—*continued*

ARTICLES, AND COUNTRIES OF CONSIGNMENT: ALSO SHARE OF EACH PROVINCE	QUANTITY					VALUE				
	1929-30	1930-31	1931-32	1932-33	1933-34	1929-30	1930-31	1931-32	1932-33	1933-34
						R	R	R	R	R
Polishes—*concluded*										
Other sorts (III. U)—contd.										
Share of Bengal	—	—	—	—	—	*1,85,056*	*1,73,424*	*1,16,798*	*1,99,300*	*2,78,146*
„ *Bombay*	—	—	—	—	—	*44,750*	*50,767*	*27,485*	*52,022*	*35,313*
„ *Sind*	—	—	—	—	—	*17,223*	*56,408*	*19,659*	*11,608*	*10,900*
„ *Madras*	—	—	—	—	—	*20,010*	*18,248*	*11,983*	*22,361*	*36,315*
„ *Burma*	—	—	—	—	—	*30,106*	*27,143*	*26,946*	*25,533*	*25,857*
TOTAL	—	—	—	—	—	2,97,175	3,25,990	2,02,871	3,10,935	4,39,539
Total value of Polishes—										
United Kingdom (*including* Channel Islands)	—	—	—	—	—	24,22,395	19,58,458	18,15,397	18,29,702	20,28,108
Ceylon (*excluding* Maldives)	—	—	—	—	—	17,182	266	5	1,140	119
Commonwealth of Australia	—	—	—	—	—	2,720	18,858	655	2,909	1,636
Other British Possessions	—	—	—	—	—	2,904	2,389	142	746	4,994
TOTAL BRITISH EMPIRE	—	—	—	—	—	24,45,201	19,79,971	18,16,199	18,34,497	20,34,857
Germany	—	—	—	—	—	26,887	20,054	17,902	17,831	13,772
Netherlands	—	—	—	—	—	152	2,407	408	1,000	6,429
France	—	—	—	—	—	705	647	458	1,691	5,340
Japan	—	—	—	—	—	586	157	554	553	8,077
United States of America—										
Viâ Atlantic Coast	—	—	—	—	—	1,51,696	1,52,683	77,970	1,10,869	1,30,728
„ Pacific „	—	—	—	—	—	1,517	1,527	685	1,384	578
Other Foreign Countries	—	—	—	—	—	7,040	1,627	2,360	2,618	2,805
TOTAL FOREIGN COUNTRIES	—	—	—	—	—	1,88,683	1,79,102	1,00,357	1,35,946	1,67,729
Share of Bengal	—	—	—	—	—	*9,81,474*	*6,96,503*	*6,10,613*	*6,18,717*	*7,41,592*
„ *Bombay*	—	—	—	—	—	*7,43,004*	*6,16,316*	*5,74,467*	*6,08,504*	*7,18,796*
„ *Sind*	—	—	—	—	—	*5,83,063*	*4,96,274*	*4,65,628*	*4,84,876*	*4,57,224*
„ *Madras*	—	—	—	—	—	*1,86,154*	*2,33,020*	*1,47,033*	*1,37,372*	*1,56,126*
„ *Burma*	—	—	—	—	—	*1,40,189*	*1,16,957*	*1,18,771*	*1,20,974*	*1,28,848*
TOTAL	—	—	—	—	—	26,33,884	21,59,073	19,16,558	19,70,443	22,02,586
Precious stones and pearls, unset—										
Diamonds (II. B)*—										
United Kingdom (*including* Channel Islands)	—	—	—	—	—	9,60,576	1,13,415	1,47,724	80,252	51,174
Straits Settlements	—	—	—	—	—	3,95,648	31,243	1,379	..	295
Union of South Africa	—	—	—	—	—	1,321	14,765	46,214	..	965
Other Foreign Countries	—	—	—	—	—	2,929	880	336	121	253
TOTAL BRITISH EMPIRE	—	—	—	—	—	13,60,474	1,60,303	1,95,653	80,373	52,687
Netherlands	—	—	—	—	—	3,11,923	4,39,792	1,20,031	94,934	66,611
Belgium	—	—	—	—	—	65,87,055	39,14,989	28,60,467	68,28,016	55,19,531
France	—	—	—	—	—	37,210	32,376	51,399	73,846	1,42,888
United States of America—										
Viâ Atlantic Coast	—	—	—	—	—	..	6,050	..	..	80,000
Other Foreign Countries	—	—	—	—	—	4,763	467	..	..	92
TOTAL FOREIGN COUNTRIES	—	—	—	—	—	69,40,951	43,93,674	30,31,797	69,96,796	58,09,123

* Inclusive of imports by postal packets referred to Collectors of Customs for assessments.

No. 10—*continued*

ARTICLES, AND COUNTRIES OF CONSIGNMENT, ALSO SHARE OF EACH PROVINCE	QUANTITY					VALUE				
	1929-30	1930-31	1931-32	1932-33	1933-34	1929-30	1930-31	1931-32	1932-33	1933-34
						R	R	R	R	R
Precious stones and pearls, unset——*continued*										
***Diamonds** (*II, B*)—continued**										
Share of Bengal	—	—	—	—	—	*9,44,210*	*3,36,708*	*3,55,107*	*19,60,946*	*12,70,268*
„ *Bombay*	—	—	—	—	—	*45,62,463*	*27,99,680*	*24,05,321*	*29,21,607*	*32,93,376*
„ *Sind*	—	—	—	—	—	*40,138*	*24,985*	*76,384*	*12,65,263*	*2,18,636*
„ *Madras*	—	—	—	—	—	*13,89,218*	*10,98,848*	*3,64,359*	*3,46,713*	*9,03,281*
„ *Burma*	—	—	—	—	—	*13,65,396*	*2,93,756*	*26,279*	*32,640*	*1,76,249*
TOTAL	—	—	—	—	—	83,01,425	45,53,977	32,27,450	70,77,169	58,61,810
***Other Precious stones** (*II, B*)—**										
United Kingdom (*excluding* Channel Islands)	—	—	—	—	—	51,727	81,053	57,220	1,12,359	1,39,091
Ceylon (*excluding* Maldives)	—	—	—	—	—	69,407	42,029	25,891	29,171	24,946
Straits Settlements	—	—	—	—	—	7,004	1,05,305	1,462	182	1,504
Other British Possessions	—	—	—	—	—	1,693	803	1,221	1,601	690
TOTAL BRITISH EMPIRE	—	—	—	—	—	1,29,831	2,28,690	85,794	1,43,313	1,66,231
Belgium	—	—	—	—	—	2,976	35,016	4,142	42,679	1,746
France	—	—	—	—	—	1,66,366	3,302	1,18,490	50,657	50,400
Egypt	—	—	—	—	—	401	40,000	..	..	..
United States of America—Pal Atlantic Coast	—	—	—	—	—	..	..	..	..	12,700
Other Foreign Countries	—	—	—	—	—	4,766	6,485	2,680	486	9,414
TOTAL FOREIGN COUNTRIES	—	—	—	—	—	1,74,511	84,803	1,25,312	93,822	74,260
Share of Bengal	—	—	—	—	—	*5,235*	*2,143*	..	..	*2,578*
„ *Bombay*	—	—	—	—	—	*1,03,383*	*1,02,129*	*56,804*	*73,289*	*1,64,499*
„ *Sind*	—	—	—	—	—	*24,067*	*18,587*	*4,844*	*68,520*	*50*
„ *Madras*	—	—	—	—	—	*71,388*	*42,678*	*25,874*	*33,556*	*39,826*
„ *Burma*	—	—	—	—	—	*99,769*	*1,48,076*	*1,23,584*	*62,770*	*33,538*
TOTAL	—	—	—	—	—	3,04,342	3,13,583	2,11,106	2,37,135	2,40,491
Pearls (*II, B*)—										
Aden and Dependencies	—	—	—	—	—	1,23,400	13,200	9,000	13,000	300
Bahrein Islands	—	—	—	—	—	17,82,700	5,81,500	5,45,950	5,46,395	6,61,708
Ceylon (*excluding* Maldives)	—	—	—	—	—	13,548	3,350	3,580	3,020	204
Other British Possessions	—	—	—	—	—	9,200	1,650	10	..	4,103
TOTAL BRITISH EMPIRE	—	—	—	—	—	19,28,848	5,99,700	5,58,540	5,62,415	6,66,315
Netherlands	—	—	—	—	—	..	..	..	..	10,554
France	—	—	—	—	—	..	..	..	6,040	..
Muskat Territory and Trucial Oman	—	—	—	—	—	3,58,500	4,16,700	4,85,391	4,64,900	6,55,476
Other Native States in Arabia	—	—	—	—	—	46,000	33,550	17,503	9,800	40,228
Japan	—	—	—	—	—	..	6,279	..	..	..
United States of America—										
Pal Atlantic Coast	—	—	—	—	—	13,733	..	..	2,781	2,840
„ Pacific „	—	—	—	—	—	9,297	..	..	..	884
Other Foreign Countries	—	—	—	—	—	3,000	..	..	1,500	3,000
TOTAL FOREIGN COUNTRIES	—	—	—	—	—	4,30,530	5,06,529	5,02,894	4,87,021	7,12,982

* Inclusive of imports by postal packets referred to Collectors of Customs for assessment.

No. 10 *continued*

ARTICLES, AND COUNTRIES OF CONSIGNMENT; ALSO SHARE OF EACH PROVINCE	QUANTITY					VALUE				
	1929-30	1930-31	1931-32	1932-33	1933-34	1929-30	1930-31	1931-32	1932-33	1933-34
						R	R	R	R	R
Precious stones and pearls, unset —*concluded*										
***Pearls (II. B)*—continued**										
Share of Bombay	—	—	—	—	—	*23,41,630*	*10,90,450*	*10,54,844*	*10,05,681*	*11,04,274*
„ *Sind*	—	—	—	—	—	*8,000*	*6,000*	*8,000*	*43,734*	*2,70,716*
„ *Madras*	—	—	—	—	—	*3,608*	*3,350*	*3,588*	*20*	*704*
„ *Burma*	—	—	—	—	—	*9,140*	*6,429*	*10*	..	*4,103*
TOTAL	—	—	—	—	—	23,59,378	11,06,229	10,61,434	10,49,436	13,79,297
***Total value of Precious stones and Pearls unset*—**										
United Kingdom (*including* Channel Islands)	—	—	—	—	—	10,17,160	1,94,468	2,04,944	1,92,611	1,94,265
Aden and Dependencies	—	—	—	—	—	1,23,400	13,200	9,000	13,000	300
Bahrein Islands	—	—	—	—	—	17,82,700	5,81,500	5,45,950	5,47,407	6,61,708
Ceylon (*excluding* Maldives)	—	—	—	—	—	85,884	46,259	29,807	32,312	25,408
Straits Settlements	—	—	—	—	—	4,06,935	1,36,548	2,841	182	1,902
Union of South Africa	—	—	—	—	—	1,468	14,813	46,214	..	965
Other British Possessions	—	—	—	—	—	1,606	1,905	1,231	580	690
TOTAL BRITISH EMPIRE	—	—	—	—	—	34,19,153	9,88,693	8,39,987	7,86,101	8,85,233
Netherlands	—	—	—	—	—	3,12,650	4,39,792	1,20,061	94,934	77,165
Belgium	—	—	—	—	—	65,90,031	39,50,005	28,64,609	68,70,695	55,21,277
France	—	—	—	—	—	2,03,578	35,768	1,69,780	1,32,543	1,93,288
Switzerland	—	—	—	—	—	7,772	..	..	..	..
Maskat Territory and Trucial Oman	—	—	—	—	—	3,58,500	4,16,700	4,85,391	4,64,900	6,55,476
Other Native States in Arabia	—	—	—	—	—	46,000	83,550	17,503	9,800	40,228
Persia	—	—	—	—	—	..	—	..	1,500	7,000
Japan	—	—	—	—	—	..	6,279	..	—	98
Egypt	—	—	—	—	—	401	40,000	..	..	..
United States of America—										
Viâ Atlantic Coast	—	—	—	—	—	13,733	6,050	..	2,781	95,540
„ Pacific „	—	—	—	—	—	9,297	..	..	..	884
Other Foreign Countries	—	—	—	—	—	4,030	6,952	2,650	486	5,414
TOTAL FOREIGN COUNTRIES	—	—	—	—	—	75,45,992	49,85,096	36,60,003	75,77,639	65,96,365
Share of Bengal	—	—	—	—	—	*9,49,445*	*3,38,851*	*3,55,107*	*19,60,946*	*12,72,148*
„ *Bombay*	—	—	—	—	—	*70,07,976*	*39,92,259*	*35,16,969*	*39,99,577*	*45,62,149*
„ *Sind*	—	—	—	—	—	*69,205*	*49,542*	*84,228*	*13,77,518*	*4,89,403*
„ *Madras*	—	—	—	—	—	*14,64,214*	*11,44,876*	*3,93,913*	*8,80,289*	*9,43,311*
„ *Burma*	—	—	—	—	—	*14,74,305*	*4,48,261*	*1,49,873*	*1,45,410*	*2,13,390*
TOTAL	—	—	—	—	—	1,09,65,145	59,73,789	44,99,990	83,63,740	74,81,598
Printing and Lithographing machinery and materials (*excluding* paper)—										
***Printing and lithographing presses (III. J)*—**										
United Kingdom (*including* Channel Islands)	—	—	—	—	—	13,28,589	7,46,995	6,21,510	6,01,971	7,18,140
Other British Possessions	—	—	—	—	—	85	1,132	2,233	515	494
TOTAL BRITISH EMPIRE	—	—	—	—	—	13,28,674	7,48,127	6,24,743	6,02,488	7,18,634

No. 10—*continued*

ARTICLES, AND COUNTRIES OR CONSIGNMENT; ALSO SHARE OF EACH PROVINCE	Quantity					Value				
	1929-30	1930-31	1931-32	1932-33	1933-34	1929-30	1930-31	1931-32	1932-33	1933-34
						R	R	R	R	R
Precious stones and pearls, unset— —*continued*										
***Diamonds* (II. B)*—continued**										
Share of Bengal	—	—	—	—	—	*9,44,210*	*3,36,708*	*3,55,107*	*19,60,946*	*12,70,268*
„ *Bombay*	—	—	—	—	—	*45,62,463*	*27,99,680*	*24,05,321*	*29,21,607*	*32,93,376*
„ *Sind*	—	—	—	—	—	*40,138*	*24,985*	*76,384*	*12,65,263*	*2,18,636*
„ *Madras*	—	—	—	—	—	*13,89,218*	*10,98,848*	*3,04,359*	*8,46,713*	*9,03,281*
„ *Burma*	—	—	—	—	—	*13,65,396*	*2,93,756*	*26,279*	*82,640*	*1,76,249*
TOTAL	—	—	—	—	—	83,01,425	45,53,977	32,27,450	70,77,169	58,61,810
***Other Precious stones* (II. B)*—**										
United Kingdom *(including Channel Islands)*	—	—	—	—	—	51,727	81,053	57,220	1,12,359	1,39,001
Ceylon *(excluding Maldives)*	—	—	—	—	—	69,407	42,029	25,891	29,171	24,946
Straits Settlements	—	—	—	—	—	7,004	1,05,305	1,462	182	1,504
Other British Possessions	—	—	—	—	—	1,693	803	1,221	1,601	690
TOTAL BRITISH EMPIRE	—	—	—	—	—	1,29,831	2,28,690	85,794	1,43,313	1,66,231
Belgium	—	—	—	—	—	2,976	35,016	4,142	42,679	1,746
France	—	—	—	—	—	1,66,368	3,302	1,18,490	50,657	50,400
Egypt	—	—	—	—	—	401	40,000	..	..	..
United States of America—Pid Atlantic Coast	—	—	—	—	—	..	..	..	..	12,700
Other Foreign Countries	—	—	—	—	—	4,766	6,485	2,680	486	9,414
TOTAL FOREIGN COUNTRIES	—	—	—	—	—	1,74,511	84,803	1,25,312	93,822	74,260
Share of Bengal	—	—	—	—	—	*5,235*	*2,143*	..	..	*2,578*
„ *Bombay*	—	—	—	—	—	*1,03,883*	*1,02,129*	*56,804*	*73,289*	*1,64,499*
„ *Sind*	—	—	—	—	—	*24,067*	*18,557*	*4,846*	*68,520*	*50*
„ *Madras*	—	—	—	—	—	*71,388*	*42,678*	*25,874*	*33,856*	*39,826*
„ *Burma*	—	—	—	—	—	*99,769*	*1,48,076*	*1,23,584*	*62,770*	*33,538*
TOTAL	—	—	—	—	—	3,04,342	3,13,583	2,11,106	2,37,135	2,40,491
***Pearls (II. B)*—**										
Aden and Dependencies	—	—	—	—	—	1,23,400	12,200	9,000	13,000	300
Bahrein Islands	—	—	—	—	—	17,82,700	5,81,500	5,45,950	5,46,395	6,61,708
Ceylon *(excluding Maldives)*	—	—	—	—	—	13,548	3,350	2,580	3,020	204
Other British Possessions	—	—	—	—	—	9,200	1,650	10	..	4,103
TOTAL BRITISH EMPIRE	—	—	—	—	—	19,28,848	5,99,700	5,58,540	5,62,415	6,66,315
Netherlands	—	—	—	—	—	..	..	..	..	10,554
France	—	—	—	—	—	..	..	..	3,040	..
Muskat Territory and Trucial Oman	—	—	—	—	—	3,58,500	4,16,700	4,85,391	4,64,900	6,55,476
Other Native States in Arabia	—	—	—	—	—	46,000	83,550	17,503	9,800	40,222
Japan	—	—	—	—	—	..	6,279	..	..	..
United States of America—										
Pid Atlantic Coast	—	—	—	—	—	13,733	..	..	2,781	2,840
„ Pacific „	—	—	—	—	—	9,297	..	..	..	884
Other Foreign Countries	—	—	—	—	—	3,000	..	..	1,500	3,000
TOTAL FOREIGN COUNTRIES	—	—	—	—	—	4,30,530	5,06,529	5,02,894	4,87,021	7,12,982

* Inclusive of imports by postal packets referred to Collectors of Customs for assessment.

No. 10—*continued*

ARTICLES, AND COUNTRIES OF CONSIGNMENT; ALSO SHARE OF EACH PROVINCE	Quantity					Value				
	1929-30	1930-31	1931-32	1932-33	1933-34	1929-30	1930-31	1931-32	1932-33	1933-34
						R	R	R	R	R
Printing and Lithographing machinery and materials (*excluding paper*)—*continued*										
***Printers' and Lithographers' ink (III. U)*—continued**										
Denmark	—	—	—	—	—	484	..	7,873	10,535	8,957
Germany	—	—	—	—	—	1,57,085	1,32,767	1,17,778	1,07,259	98,722
Netherlands	—	—	—	—	—	9,253	33,267	99,149	23,978	24,648
Japan	—	—	—	—	—	9,600	950	459	9,002	4,717
United States of America—										
Vid Atlantic Coast	—	—	—	—	—	13,192	6,076	12,423	8,961	9,805
,, Pacific ,,	—	—	—	—	—	902	2,510	2,011	848	423
Other Foreign Countries	—	—	—	—	—	2,702	1,246	5,088	725	3,162
TOTAL FOREIGN COUNTRIES	—	—	—	—	—	1,93,308	1,76,816	2,44,761	1,61,308	1,45,469
Share of Bengal	—	—	—	—	—	*2,42,884*	*1,86,473*	*1,18,218*	*1,32,311*	*1,22,793*
,, *Bombay*	—	—	—	—	—	*2,92,719*	*2,31,788*	*2,95,404*	*2,36,494*	*2,79,770*
,, *Sind*	—	—	—	—	—	*1,23,161*	*1,04,018*	*99,271*	*96,677*	*1,14,111*
,, *Madras*	—	—	—	—	—	*1,40,394*	*1,19,938*	*1,22,756*	*1,07,183*	*1,13,735*
,, *Burma*	—	—	—	—	—	*41,924*	*30,807*	*16,089*	*16,734*	*19,093*
TOTAL	—	—	—	—	—	8,41,082	6,85,058	6,51,786	5,88,399	6,79,702
Other materials (III. U) —										
United Kingdom (*including* Channel Islands)	—	—	—	—	—	4,66,322	3,70,964	3,48,183	3,25,806	3,40,240
Other British Possessions	—	—	—	—	—	714	1,304	3,284	3,041	3,814
TOTAL BRITISH EMPIRE	—	—	—	—	—	4,66,036	3,72,268	3,51,467	3,28,847	3,44,054
Germany	—	—	—	—	—	2,06,026	1,35,742	91,064	82,036	78,703
Netherlands	—	—	—	—	—	12,843	4,143	2,340	28	4,038
Belgium	—	—	—	—	—	7,403	1,843	2,936	1,856	7,015
France	—	—	—	—	—	5,783	14,345	13,658	8,737	5,982
Switzerland	—	—	—	—	—	392	4,587	5,059	7,759	7,279
Italy (*including* Fiume)	—	—	—	—	—	2,308	4,233	4,796	6,223	824
United States of America—										
Vid Atlantic Coast	—	—	—	—	—	65,808	89,610	71,210	36,879	98,761
,, Pacific ,,	—	—	—	—	—	258	268	262	15,720	346
Other Foreign Countries	—	—	—	—	—	906	7,625	8,778	2,992	7,232
TOTAL FOREIGN COUNTRIES	—	—	—	—	—	2,11,819	2,62,396	2,00,105	1,61,840	2,10,271
Share of Bengal	—	—	—	—	—	*2,09,094*	*2,09,819*	*1,54,105*	*1,79,042*	*1,19,718*
,, *Bombay*	—	—	—	—	—	*2,81,104*	*2,06,640*	*2,03,484*	*1,64,799*	*2,25,074*
,, *Sind*	—	—	—	—	—	*69,909*	*64,111*	*63,884*	*57,117*	*69,749*
,, *Madras*	—	—	—	—	—	*1,33,254*	*1,15,551*	*99,307*	*63,946*	*1,03,928*
,, *Burma*	—	—	—	—	—	*34,494*	*33,973*	*31,953*	*25,755*	*35,456*
TOTAL	—	—	—	—	—	7,77,855	6,24,664	5,51,87	4,90,647	5,,,325
Total value of Printing and Lithographing machinery and materials (excluding paper)—										
United Kingdom (*including* Channel Islands)	—	—	—	—	—	25,71,294	19,99,129	14,45,,,2	16,24,,,3	16,,,877
Straits Settlements	—	—	—	—	—	8,210	9,924	8,,,0	2,334	4,618
Federated Malay States	—	—	—	—	—	..	7,,,4	2,,,0	66	..
Other British Possessions	—	—	—	—	—	1,,,3	3,549	4,,,4	5,431	9,,,9
TOTAL BRITISH EMPIRE	—	—	—	—	—	25,,,,,,2	17,19,,,7	14,,,,,,3	16,,,,,,4	16,,,,,,7

No. 10—*continued*

ARTICLES, AND COUNTRIES OF CONSIGNMENT; ALSO SHARE OF EACH PROVINCE	QUANTITY					VALUE				
	1929-30	1930-31	1931-32	1932-33	1933-34	1929-30	1930-31	1931-32	1932-33	1933-34
						R	R	R	R	R
Printing and Lithographing machinery and materials (*excluding paper*): *concluded*										
***Total value of Printing and Lithographing machinery and materials* (excluding paper)—continued**										
Denmark	—	—		—	—	..	..	7,944	10,540	5,968
Germany	—	—		—	—	10,33,201	5,62,386	4,00,247	4,46,033	4,92,866
Netherlands	—	—	—	—	—	22,736	37,410	2,46,020	24,001	28,721
Belgium	—	—	—	—	—	8,126	1,94,134	3,432	5,589	11,133
France	—	—	—	—	—	8,332	22,814	44,722	9,007	13,352
Switzerland	—	—	—	—	—	302	24,000	5,547	7,759	9,386
Italy (*including* Fiume)	—	—	—	—	—	6,395	8,151	10,643	10,566	12,171
Austria	—	—	—	—	—	5,833	1,629	3,071	208	98
China (*exclusive* of Hongkong and Macao)	—	—	—	—	—	17,178	5,175	1,306	1,278	1,116
Japan	—	—	—	—	—	19,160	5,174	4,167	9,020	19,066
United States of America—										
Vid Atlantic Coast	—	—	—	—	—	4,45,072	3,32,869	5,98,690	1,41,095	5,74,611
,, Pacific ,,	—	—	—	—	—	1,152	2,778	2,273	16,568	769
Other Foreign Countries	—	—	—	—	—	0,003	3,070	7,450	4,064	7,570
TOTAL FOREIGN COUNTRIES	—	—	—	—	—	15,73,630	11,99,595	13,35,572	6,88,518	11,77,436
Share of Bengal	—	—	—	—	—	*17,34,973*	*10,40,695*	*8,60,706*	*6,46,659*	*7,79,833*
,, *Bombay*	—	—	—	—	—	*12,21,534*	*10,86,831*	*10,14,374*	*9,61,263*	*11,83,359*
,, *Sind*	—	—	—	—	—	*2,85,520*	*2,59,758*	*2,51,094*	*2,04,473*	*3,15,752*
,, *Madras*	—	—	—	—	—	*6,98,028*	*4,42,460*	*5,87,866*	*2,60,685*	*5,11,250*
,, *Burma*	—	—	—	—	—	*2,09,497*	*89,688*	*75,466*	*47,862*	*60,650*
TOTAL	—	—	—	—	—	41,49,552	29,19,482	27,89,505	21,20,972	28,50,843
Prints, Engravings, and Pictures—										
Photographs and Picture postcards (*Ill. C*)—										
United Kingdom (*including* Channel Islands)	—	—	—	—	—	19,260	20,764	17,387	10,622	21,389
Straits Settlements	—	—	—	—	—	904	746	10,348	..	141
Commonwealth of Australia	—	—	—	—	—	2	29	18,610	30,529	114
Other British Possessions	—	—	—	—	—	667	1,728	1,175	1,690	350
TOTAL BRITISH EMPIRE	—	—	—	—	—	20,833	23,267	47,520	42,841	21,994
Germany	—	—	—	—	—	39,592	22,742	16,743	13,567	13,820
France	—	—	—	—	—	56,983	34,123	10,567	2,992	3,786
United States of America—										
Vid Atlantic Coast	—	—	—	—	—	13,443	21,136	20,621	14,328	28,939
,, Pacific ,,	—	—	—	—	—	111	582	19	11	66
Other Foreign Countries	—	—	—	—	—	3,903	3,102	824	2,381	1,808
TOTAL FOREIGN COUNTRIES	—	—	—	—	—	1,14,032	81,685	48,774	33,219	48,419
Share of Bengal	—	—	—	—	—	*13,656*	*23,619*	*6,712*	*33,506*	*21,685*
,, *Bombay*	—	—	—	—	—	*36,610*	*43,993*	*33,449*	*17,796*	*28,387*
,, *Sind*	—	—	—	—	—	*23,251*	*18,606*	*21,765*	*12,701*	*11,397*
,, *Madras*	—	—	—	—	—	*9,258*	*5,966*	*3,239*	*4,020*	*5,120*
,, *Burma*	—	—	—	—	—	*2,799*	*7,764*	*31,129*	*8,037*	*524*
TOTAL	—	—	—	—	—	1,34,865	1,04,952	96,294	76,060	70,413

No. 10—*continued*

ARTICLES, AND COUNTRIES OF CONSIGNMENT; ALSO SHARE OF EACH PROVINCE	QUANTITY					VALUE				
	1929-30	1930-31	1931-32	1932-33	1933-34	1929-30	1930-31	1931-32	1932-33	1933-34
						R	R	R	R	R
Prints, Engravings, and Pictures—*continued*										
Others (III. U)—										
United Kingdom (*including* Channel Islands)	—	—	—	—	—	2,21,573	58,890	3,30,699	50,619	91,254
Ceylon (*excluding* Maldives)	—	—	—	—	—	3,352	9,004	5,447	908	543
Commonwealth of Australia	—	—	—	—	—	73	37	18,234	24,711	243
Other British Possessions	—	—	—	—	—	4,611	4,505	3,652	1,926	731
TOTAL BRITISH EMPIRE	—	—	—	—	—	2,29,609	72,436	3,58,052	78,164	92,771
Germany	—	—	—	—	—	71,412	41,090	23,815	20,735	20,433
France	—	—	—	—		29,882	8,662	30,425	21,899	2,886
Austria	—	—	—	—	—	28,558	17,693	12,945	17,257	4,959
United States of America—										
Viâ Atlantic Coast	—	—	—	—	—	47,854	83,291	16,844	4,12,022	63,041
„ Pacific „	—	—	—	—	—	5	278	31	10	482
Other Foreign Countries	—	—	—	—	—	14,891	5,151	10,691	2,817	4,680
TOTAL FOREIGN COUNTRIES	—	—	—	—	—	1,92,602	1,56,165	94,751	4,74,740	96,481
Share of Bengal	—	—	—	—	—	*1,41,897*	*30,454*	*41,759*	*4,22,523*	*50,777*
„ *Bombay*	—	—	—	—	—	*2,22,444*	*1,50,952*	*3,76,623*	*1,11,125*	*58,725*
„ *Sind*	—	—	—	—	—	*16,569*	*17,783*	*23,471*	*12,652*	*73,186*
„ *Madras*	—	—	—	—	—	*31,479*	*16,493*	*7,509*	*3,919*	*5,834*
„ *Burma*	—	—	—	—	—	*9,823*	*12,919*	*3,436*	*2,686*	*1,830*
TOTAL	—	—	—	—	—	4,22,211	2,28,601	4,52,803	5,52,904	1,89,252
Total value of Prints, Engravings, and Pictures—										
United Kingdom (*including* Channel Islands)	—	—	—	—	—	2,40,833	79,654	3,48,086	61,241	1,12,643
Ceylon (*excluding* Maldives)	—	—	—	—	—	3,950	10,251	6,043	1,655	756
Straits Settlements	—	—	—	—	—	3,217	2,878	12,481	2,207	541
Commonwealth of Australia	—	—	—	—	—	75	66	36,864	55,240	357
Other British Possessions	—	—	—	—	—	2,367	2,854	2,098	662	468
TOTAL BRITISH EMPIRE	—	—	—	—	—	2,50,442	95,703	4,05,572	1,21,005	1,14,765
Germany	—	—	—	—	—	1,11,004	63,832	40,558	34,242	34,253
France	—	—	—	—	—	86,865	42,785	40,902	24,891	6,672
Italy (*including* Fiume)	—	—	—	—	—	6,343	3,761	3,136	2,300	2,858
Austria	—	—	—	—	—	28,558	17,705	12,945	17,355	4,963
United States of America—										
Viâ Atlantic Coast	—	—	—	—	—	61,297	1,04,427	37,465	4,26,350	91,980
„ Pacific „	—	—	—	—	—	116	860	50	21	548
Other Foreign Countries	—	—	—	—	—	12,451	4,480	8,379	2,800	3,626
TOTAL FOREIGN COUNTRIES	—	—	—	—	—	3,06,634	2,37,850	1,43,525	5,07,959	1,44,900
Share of Bengal	—	—	—	—	—	*1,54,953*	*54,073*	*48,471*	*4,56,034*	*72,462*
„ *Bombay*	—	—	—	—	—	*3,08,954*	*1,99,950*	*4,10,077*	*1,28,921*	*86,612*
„ *Sind*	—	—	—	—	—	*39,820*	*36,319*	*45,236*	*25,353*	*84,583*
„ *Madras*	—	—	—	—	—	*40,737*	*22,458*	*10,748*	*7,939*	*13,384*
„ *Burma*	—	—	—	—	—	*12,612*	*20,683*	*34,565*	*10,717*	*2,654*
TOTAL	—	—	—	—	—	5,57,076	2,33,553	5,49,097	6,28,964	2,59,665

No. 10—*continued*

ARTICLES, AND COUNTRIES OF CONSIGNMENT; ALSO SHARE OF EACH PROVINCE	QUANTITY					VALUE				
	1929-30	1930-31	1931-32	1932-33	1933-34	1929-30	1930-31	1931-32	1932-33	1933-34
						R	R	R	R	R
Provisions and Oilman's stores—										
Bacon and Hams (I. E)—	Cwts.	Cwts.	Cwts.	Cwts.	Cwts.					
United Kingdom (*including* Channel Islands)	12,027	12,138	9,611	10,120	11,757	14,45,680	12,80,049	8,26,415	7,69,697	9,55,715
Hongkong	136	136	166	118	98	11,213	9,577	7,566	4,317	3,808
Commonwealth of Australia	584	434	251	250	577	77,074	51,282	25,307	20,242	44,407
Other British Possessions	29	48	25	16	34	4,366	6,230	2,251	1,798	4,299
TOTAL BRITISH EMPIRE	13,080	12,756	10,053	10,508	12,466	15,39,133	13,48,038	8,61,539	7,96,054	10,08,229
Denmark	169	227	403	839	2,168	22,573	28,590	41,034	65,350	1,67,529
Germany	90	45	51	41	50	12,080	5,458	6,850	4,140	5,973
Netherlands	404	371	451	452	536	31,500	39,549	41,865	37,569	42,469
United States of America—										
Vid Atlantic Coast	46	101	50	48	28	5,081	13,600	7,374	4,990	2,058
„ Pacific „	..	8	9	..	..	170	186	1,062	24	..
Other Foreign Countries	40	17	40	39	27	3,849	2,167	4,091	4,192	2,128
TOTAL FOREIGN COUNTRIES	839	764	1,004	1,414	2,818	75,853	89,562	1,02,276	1,16,271	2,20,757
Share of Bengal	*5,550*	*4,885*	*4,492*	*4,599*	*4,796*	*6,36,234*	*5,44,852*	*4,07,972*	*3,67,726*	*3,98,565*
„ *Bombay*	*3,216*	*2,994*	*2,578*	*2,235*	*4,475*	*3,22,476*	*2,89,579*	*1,29,844*	*1,67,274*	*2,59,745*
„ *Sind*	*2,390*	*2,378*	*2,071*	*2,233*	*2,791*	*2,55,044*	*2,40,831*	*1,74,262*	*1,58,847*	*2,08,865*
„ *Madras*	*1,586*	*1,401*	*1,293*	*1,319*	*1,720*	*1,95,813*	*1,49,768*	*1,09,856*	*95,447*	*1,35,336*
„ *Burma*	*1,777*	*1,959*	*1,623*	*1,843*	*1,502*	*2,05,419*	*2,12,570*	*1,41,879*	*1,23,031*	*1,26,475*
TOTAL	14,519	13,620	12,057	11,922	15,284	16,14,986	14,37,600	9,63,815	9,12,325	12,28,986
Biscuits and Cakes (I. E)—	Cwts.	Cwts.	Cwts.	Cwts.	Cwts.					
United Kingdom (*including* Channel Islands)	46,941	34,407	27,117	26,068	29,403	47,27,432	34,96,933	26,73,739	25,12,889	26,60,537
Irish Free State (a)	—	—	—	—	93	—	—	—	—	10,195
Ceylon (*excluding* Maldives)	190	37	41	18	20	9,241	3,750	3,205	1,226	1,172
Straits Settlements	13,931	10,960	6,949	8,847	8,062	4,65,708	3,57,580	1,90,906	2,18,455	1,82,409
Honkong	115	2	3	3	379	4,849	81	175	158	10,682
Commonwealth of Australia	992	845	515	458	513	71,126	54,309	33,703	28,893	34,377
Other British Possessions	22	18	68	96	14	1,435	1,105	3,537	5,654	659
TOTAL BRITISH EMPIRE	62,101	46,269	34,693	35,030	38,544	52,79,881	39,13,708	29,11,265	27,67,275	29,09,431
Germany	667	884	34	16	64	35,111	25,781	1,793	1,164	3,644
Netherlands	893	378	498	487	294	82,019	33,118	40,884	44,414	25,072
Belgium	1,022	570	311	91	133	61,873	30,589	17,045	4,907	7,036
France	354	74	10	39	1	26,744	6,720	839	3,752	98
Japan	8	2	3	22	161	577	165	259	603	7,084
United States of America—										
Vid Atlantic Coast	41	230	185	14	55	4,977	19,919	15,393	1,646	4,922
„ Pacific „	12	..	1	..	..	975	..	125	..	12
Other Foreign Countries	97	40	29	18	61	6,550	2,923	1,955	1,078	5,268
TOTAL FOREIGN COUNTRIES	3,144	1,878	1,071	687	769	2,18,826	1,19,215	78,293	57,564	54,031

(a) Separately shown from 1933-34.

No. 10—*continued*

ARTICLES, AND COUNTRIES OF CONSIGNMENT; ALSO SHARE OF EACH PROVINCE	QUANTITY					VALUE				
	1929-30	1930-31	1931-32	1932-33	1933-34	1929-30	1930-31	1931-32	1932-33	1933-34
						R	R	R	R	R
Provisions and Oilman's stores—*continued*										
Biscuits and Cakes (I. E)—continued	Cwts.	Cwts.	Cwts.	Cwts.	Cwts.					
Share of Bengal	*12,542*	*9,007*	*7,168*	*6,097*	*7,195*	*10,55,944*	*7,36,899*	*6,22,436*	*6,14,179*	*6,08,715*
„ *Bombay*	*6,849*	*4,955*	*4,134*	*4,051*	*6,674*	*7,45,683*	*5,20,356*	*4,07,852*	*3,94,905*	*5,99,597*
„ *Sind*	*6,751*	*4,945*	*4,179*	*4,082*	*4,546*	*6,61,956*	*4,72,127*	*3,96,354*	*3,75,605*	*3,96,519*
„ *Madras*	*8,094*	*6,766*	*5,636*	*6,106*	*6,918*	*7,87,150*	*6,45,303*	*5,11,448*	*5,56,018*	*5,67,629*
„ *Burma*	*31,009*	*23,474*	*14,647*	*15,451*	*14,040*	*22,44,974*	*16,81,539*	*10,32,113*	*9,58,009*	*7,90,711*
TOTAL	65,245	48,147	35,764	35,717	39,313	64,98,707	40,32,923	29,90,258	29,24,850	29,63,462
Butter (including *canned*) ***(I. E)***—	Cwts.	Cwts.	Cwts.	Cwts.	Cwts.					
United Kingdom (*including* Channel Island)	731	839	1,512	1,821	1,993	1,22,335	1,62,411	2,23,380	2,37,832	2,38,265
Ceylon (*excluding* Maldives)	78	129	144	48	80	11,917	22,675	23,380	6,514	5,162
Straits Settlements	37	26	19	6	10	7,415	3,783	3,386	1,089	1,691
Commonwealth of Australia	590	538	843	1,150	2,032	1,12,410	97,319	1,26,322	1,60,442	2,31,124
New Zealand	318	726	587	484	483	53,234	1,25,250	92,315	70,6.5	55,270
Other British Possessions	12	15	31	47	61	1,823	2,247	4,173	4,818	4,763
TOTAL BRITISH EMPIRE	1,766	2,273	3,166	3,456	4,618	3,09,134	4,03,685	4,72,905	4,90,350	5,36,265
Denmark	446	300	260	154	227	80,304	58,326	48,708	26,709	31,098
Germany	..	..	..	16	247	95	..	..	2,328	19,319
United States of America—										
Vid Atlantic Coast	19	13	107	6	2	3,342	2,296	18,064	578	305
„ Pacific „	3	1	9	..	..	537	87	1,437	..	20
Other Foreign Countries	21	39	28	46	12	3,948	6,997	4,226	3,338	1,339
TOTAL FOREIGN COUNTRIES	489	352	404	216	488	97,226	66,706	69,432	33,150	52,081
Share of Bengal	*644*	*1,052*	*1,799*	*1,789*	*2,076*	*1,17,042*	*1,91,171*	*2,65,787*	*2,47,185*	*2,52,747*
„ *Bombay*	*131*	*181*	*308*	*401*	*1,008*	*18,927*	*23,858*	*35,096*	*37,753*	*80,619*
„ *Sind*	*16*	*5*	*11*	*56*	*153*	*2,708*	*1,016*	*1,464*	*5,965*	*17,610*
„ *Madras*	*323*	*414*	*541*	*592*	*777*	*44,956*	*70,673*	*88,891*	*86,640*	*86,569*
„ *Burma*	*1,136*	*973*	*911*	*934*	*1,092*	*2,22,727*	*1,83,676*	*1,51,186*	*1,43,907*	*1,46,401*
TOTAL	2,255	2,625	3,570	3,772	5,106	4,06,360	6,70,391	5,42,297	5,23,550	5,78,346
Canned and bottled provisions (not specified elsewhere)—	Cwts.	Cwts.	Cwts.	Cwts.	Cwts.					
Canned or bottled fruits (I. E)—										
United Kingdom (*including* Channel Islands)	2,218	1,928	1,436	1,464	3,333	1,45,448	1,22,186	95,631	1,09,210	1,34,[illegible]
Ceylon (*excluding* Maldives)	155	153	64	126	112	5,099	3,360	828	1,772	1,674
Straits Settlements	7,244	9,142	8,739	11,076	16,510	1,42,764	1,55,087	1,24,774	1,32,289	1,67,3[illegible]
Hongkong	2,938	3,624	2,007	1,865	1,448	1,09,514	1,08,149	80,180	84,853	2,2[illegible]
Union of South Africa	75	141	44	56	2[illegible]	2,858	7,121	1,430	2,6[illegible]	71[illegible]
Commonwealth of Australia	2,090	2,225	1,318	2,179	4,249	84,252	88,935	42,[illegible]	1,24,[illegible]	1,35,[illegible]
Other British Possessions	34	16	28	139	136	4,044	651	1,[illegible]	[illegible]	3,[illegible]
TOTAL BRITISH EMPIRE	14,754	17,229	14,237	16,908	28,614	6,94,019	6,84,519	5,23,164	6,10,[illegible]	5,[illegible]

No. 10—*continued*

ARTICLES, AND COUNTRIES OF CONSIGNMENT; ALSO SHARE OF EACH PROVINCE	QUANTITY					VALUE				
	1929-30	1930-31	1931-32	1932-33	1933-34	1929-30	1930-31	1931-32	1932-33	1933-34
						R	R	R	R	R
Provisions and Oilman's stores—*continued*										
***Canned and bottled provisions (not specified elsewhere)*—continued**										
***Canned or bottled fruits (I. E)*—continued**	Cwts.	Cwts.	Cwts.	Cwts.	Cwts.					
France	243	208	223	144	186	27,983	23,241	19,202	16,411	21,136
Italy (*including* Fiume)	250	466	308	345	475	13,319	19,561	13,487	12,057	17,423
China (*exclusive* of Hongkong and Macao)	554	1,194	919	632	538	19,386	38,157	19,274	16,592	12,168
United States of America—										
Vid Atlantic Coast	2,310	1,483	704	406	584	1,23,080	81,059	37,022	19,579	28,508
„ Pacific „	15,049	11,910	6,102	6,199	10,137	7,19,453	5,48,849	2,74,676	3,00,111	3,74,053
Other Foreign Countries	141	177	65	98	208	8,904	9,282	3,380	6,870	7,169
TOTAL FOREIGN COUNTRIES	18,547	15,433	8,411	7,824	12,128	9,12,815	7,20,149	3,67,041	3,71,020	4,60,457
Share of Bengal	*7,545*	*5,669*	*3,733*	*4,655*	*7,595*	*3,77,842*	*2,81,006*	*1,66,193*	*2,12,417*	*2,66,815*
„ *Bombay*	*6,846*	*5,171*	*1,777*	*3,211*	*3,459*	*2,96,903*	*2,13,398*	*43,796*	*63,450*	*1,96,332*
„ *Sind*	*6,560*	*7,726*	*6,878*	*6,918*	*8,301*	*2,21,747*	*2,23,667*	*1,66,934*	*1,74,522*	*1,80,598*
„ *Madras*	*3,353*	*3,077*	*2,982*	*5,917*	*7,511*	*1,47,065*	*1,32,864*	*98,981*	*1,62,828*	*1,85,038*
„ *Burma*	*8,997*	*11,019*	*7,223*	*5,831*	*5,963*	*3,63,272*	*3,73,733*	*2,16,001*	*1,69,347*	*1,63,411*
TOTAL	33,301	32,662	22,648	26,532	37,742	14,06,834	12,04,668	6,90,205	7,82,564	9,96,494
Tinned or canned fish (I. E)—	Cwts.	Cwts.	Cwts.	Cwts.	Cwts.					
United Kingdom (*including* Channel Islands)	4,942	4,667	2,240	4,037	4,996	3,62,221	3,38,384	2,43,533	2,47,104	2,90,059
Straits Settlements	4,044	1,936	1,242	330	423	1,24,248	48,712	33,587	11,350	12,356
Federated Malay States	..	370	..	..	..	..	9,020	..	..	..
Hongkong	519	344	291	471	359	27,924	15,927	9,896	17,167	14,291
Canada—										
Vid Atlantic Coast	127	20	370	75	540	5,807	520	10,634	2,874	15,301
„ Pacific „	1,569	2,267	1,042	1,329	1,443	69,019	89,248	31,376	47,095	41,697
Other British Possessions	89	20	3	32	10	4,592	1,062	441	1,284	1,828
TOTAL BRITISH EMPIRE	11,290	9,624	6,197	6,274	7,771	5,94,711	5,02,882	3,29,467	3,27,524	3,76,432
U. S. S. R—										
Northern	..	1	..	195	95	..	1,113	..	6,080	2,325
Southern	..	..	..	..	116	..	..	..	..	3,143
Pacific Ports in Asia	..	..	..	..	13	..	..	..	..	492
Norway	463	836	421	1,044	1,288	34,051	66,565	25,077	52,115	67,011
Germany	27	14	6	88	63	10,523	6,531	535	6,158	6,188
France	136	153	242	220	99	20,318	20,000	16,936	13,152	14,717
Portugal	893	754	77	1,217	364	34,501	29,784	3,955	43,219	16,711
Italy (*excluding* Fiume)	45	78	64	40	89	4,766	5,927	4,227	3,223	7,169
China (*exclusive* of Hongkong and Macao)	159	235	137	174	402	17,525	22,028	9,696	11,200	20,060
Japan	1,172	101	80	1,150	12,151	38,945	9,532	4,885	19,662	2,12,325
United States of America—										
Vid Atlantic Coast	825	671	75	85	266	47,981	39,347	2,580	4,793	9,773
„ Pacific „	65,605	47,533	12,470	13,269	3,565	17,62,242	11,41,231	3,23,736	3,84,006	1,06,580
Other Foreign Countries	31	64	28	97	221	1,430	4,627	2,048	3,831	8,183
TOTAL FOREIGN COUNTRIES	69,446	50,439	13,610	17,599	18,822	19,72,282	13,46,786	3,93,715	5,37,489	4,74,684

No. 10—*continued*

ARTICLES, AND COUNTRIES OF CONSIGNMENT; ALSO SHARE OF EACH PROVINCE	Quantity					Value				
	1929-30	1930-31	1931-32	1932-33	1933-34	1929-30	1930-31	1931-32	1932-33	1933-34
						R	R	R	R	R
Provisions and Oilman's stores—*continued*										
Canned and bottled provisions (not specified elsewhere)—continued										
Tinned or canned fish (I. E)—*continued*	Cwts.	Cwts.	Cwts.	Cwts.	Cwts.					
Share of Bengal	*3,967*	*3,526*	*2,152*	*3,133*	*3,547*	*2,01,178*	*2,27,133*	*1,29,004*	*1,65,041*	*1,73,959*
„ *Bombay*	*1,685*	*1,770*	*304*	*515*	*2,105*	*90,859*	*93,456*	*11,546*	*24,778*	*96,632*
„ *Sind*	*3,598*	*3,901*	*2,799*	*2,780*	*2,757*	*2,03,365*	*2,24,170*	*1,41,943*	*1,38,255*	*1,34,909*
„ *Madras*	*1,341*	*1,780*	*1,223*	*1,183*	*1,701*	*91,571*	*90,731*	*67,153*	*61,997*	*73,960*
„ *Burma*	*71,245*	*49,087*	*13,329*	*16,222*	*16,180*	*19,74,520*	*12,14,187*	*3,70,552*	*4,84,892*	*3,85,168*
TOTAL	80,736	60,063	19,807	23,873	26,593	25,66,993	18,49,667	7,23,198	8,74,968	8,81,116
Vegetable products (vegetable ghi, vegetable fat, etc.)(I.E)—	Cwts.	Cwts.	Cwts.	Cwts.	Cwts.					
United Kingdom (*including* Channel Islands)	559	773	641	450	211	20,181	29,043	26,664	18,612	8,297
Other British Possessions	15	14	..	34	..	1,101	587	81	1,165	..
TOTAL BRITISH EMPIRE	574	787	641	484	211	21,282	29,630	26,745	19,777	8,297
Denmark	2,086	7,170	11,773	5,662	36	78,005	2,67,276	4,17,965	1,79,203	800
Germany	14,637	22,052	12,552	3,430	444	5,78,273	8,33,898	4,80,755	1,24,335	19,754
Netherlands	290,565	232,346	70,251	25,515	1,749	1,08,74,785	85,37,006	28,68,701	9,77,259	66,603
Belgium	13,136	28,520	6,718	1,214	..	4,47,091	10,33,812	2,28,212	35,502	..
France	82	4,664	5,561	10	..	3,160	1,83,259	2,07,358	423	..
Italy (*including* Fiume)	..	179	..	..	..	..	8,000	..	..	..
Japan	..	..	..	333	122	..	..	..	8,498	2,810
Phillippines	..	266	174	..	57	..	8,264	5,577	..	3,211
Other Foreign Countries	46	42	179	11	30	1,664	2,254	6,344	728	1,693
TOTAL FOREIGN COUNTRIES	320,552	295,239	116,208	36,175	2,478	1,19,83,878	1,08,73,769	42,14,892	13,25,948	94,871
Share of Bengal	*49,154*	*54,197*	*19,362*	*2,676*	*847*	*17,74,246*	*20,71,766*	*6,76,139*	*96,842*	*37,246*
„ *Bombay*	*101,468*	*104,213*	*40,162*	*15,763*	*1,310*	*40,70,361*	*38,90,401*	*14,97,255*	*7,32,685*	*48,437*
„ *Sind*	*125,378*	*76,056*	*17,845*	*3,852*	*77*	*43,62,499*	*25,51,515*	*5,45,264*	*1,12,773*	*3,231*
„ *Madras*	*37,673*	*49,332*	*29,379*	*6,399*	*99*	*16,06,607*	*19,14,924*	*11,42,187*	*2,13,163*	*3,494*
„ *Burma*	*7,453*	*12,228*	*10,101*	*5,039*	*316*	*2,21,447*	*4,74,094*	*3,70,442*	*1,90,846*	*10,349*
TOTAL	321,126	296,026	116,849	36,659	2,649	1,20,05,160	1,09,03,899	42,41,637	13,45,723	1,08,168
Others (I. E)—	Cwts.	Cwts.	Cwts.	Cwts.	Cwts					
United Kingdom (*including* Channel Islands)	67,725	61,389	59,159	65,597	41,405	45,79,339	39,85,722	36,23,718	33,25,094	22,14,587
Palestine	..	206	493	1,068	1,113	..	13,967	30,159	47,128	41,745
Ceylon (*excluding* Maldives)	75	49	68	86	27	5,817	3,354	6,216	6,228	1,732
Straits Settlements	714	1,260	2,148	1,358	494	21,632	30,386	35,876	22,909	11,661
Hongkong	1,758	2,758	2,875	2,253	2,002	58,659	76,558	80,998	39,515	46,083
Union of South Africa	422	297	421	290	257	24,296	16,354	24,543	16,815	16,576
Kenya Colony	61	161	125	123	119	3,640	9,490	6,261	7,428	8,761
Canada—										
„ Atlantic Coast	27	62	49	402	230	1,960	4,578	3,891	14,875	11,644
„ Pacific	77	96	554	742	198	3,110	6,454	17,825	23,088	6,017
Commonwealth of Australia	2,775	3,598	5,837	7,311	4,648	1,35,451	1,80,516	1,[illegible]246	2,35,891	1,40,498
New Zealand	..	100	59	36	181	25	6,048	2,478	1,201	8,496
Other British Possessions	67	234	116	100	50	5,920	8,149	7,379	4,445	2,814
TOTAL BRITISH EMPIRE	73,701	70,235	71,904	79,413	50,969	48,39,849	43,40,527	40,[illegible]878	37,44,160	25,12,619

No. 10—*continued*

ARTICLES AND COUNTRIES OF CONSIGNMENT AND SHARE OF EACH PROVINCE	QUANTITY					VALUE				
	1929-30	1930-31	1931-32	1932-33	1933-34	1929-30	1930-31	1931-32	1932-33	1933-34
						R	R	R	R	R
Provisions and Oilman's stores— *continued*										
Canned and bottled provisions *(not specified elsewhere)*— continued	Cwts.	Cwts.	Cwts.	Cwts.	Cwts.					
Others (I. E)—*continued*										
Norway	108	228	116	188	120	16,844	17,725	6,082	11,777	6,057
Denmark	21	111	215	395	335	2,179	11,209	19,070	22,611	18,919
Germany	526	353	593	1,062	276	37,507	33,592	26,550	42,540	31,539
Netherlands	6,312	4,892	4,678	4,778	2,445	2,06,618	1,75,105	1,85,451	1,61,735	71,701
Belgium	5,291	7,268	6,380	9,484	9,947	1,08,685	1,34,459	1,07,375	1,70,173	1,56,062
France	7,228	6,320	4,293	6,536	5,111	3,00,139	2,33,493	1,53,125	1,99,734	1,90,018
Spain	156	94	38	63	22	7,982	4,158	2,064	2,678	1,344
Portugal (*including* Azores and Madeira)	49	69	24	16	45	5,619	5,205	1,898	1,426	3,764
Switzerland	264	387	306	223	198	22,630	29,413	31,378	23,042	11,493
Italy (*including* Fiume)	1,882	2,582	3,018	2,714	2,093	97,989	1,13,766	1,10,560	1,29,708	1,09,518
Austria	69	69	39	240	144	4,147	2,070	2,110	12,665	6,842
Czechoslovakia	4	..	1,100	52	11	249	..	14,361	4,969	1,420
China (*exclusive* of Hongkong and Macao)	1,800	1,879	1,362	1,100	998	71,714	45,989	36,350	30,007	24,091
Japan	364	336	286	718	458	31,503	20,570	19,722	22,831	19,500
Egypt	20	90	62	66	13	1,480	8,004	3,996	3,693	634
Portuguese East Africa	76	151	5	5	2	3,702	6,345	305	301	146
United States of America—										
Fd Atlantic Coast	8,094	10,259	10,916	4,988	3,028	5,18,623	5,57,841	5,21,254	2,78,285	1,47,103
„ Pacific „	6,869	7,395	5,338	6,171	4,004	3,70,641	3,60,865	2,75,379	3,05,357	2,08,805
Uruguay	64	305	..	..	26	2,671	15,435	..	..	805
Argentine Republic (*including* the Atlantic Coast of Patagonia)	27	266	190	118	436	1,100	17,931	9,554	6,009	17,042
Other Foreign Countries	183	291	253	284	396	9,413	14,094	13,122	9,306	13,614
TOTAL FOREIGN COUNTRIES	40,147	42,945	39,812	39,286	31,008	18,21,435	18,13,938	15,39,706	14,38,847	10,47,817
Share of Bengal	*34,327*	*33,375*	*27,139*	*37,113*	*23,505*	*18,03,927*	*17,75,117*	*13,33,827*	*12,91,935*	*10,58,880*
„ *Bombay*	*42,353*	*42,461*	*49,115*	*45,128*	*23,028*	*27,99,576*	*25,06,478*	*26,90,536*	*23,14,091*	*10,75,333*
„ *Sind*	*13,535*	*13,768*	*10,329*	*12,027*	*13,250*	*3,03,863*	*7,72,744*	*5,98,524*	*6,11,819*	*6,17,908*
„ *Madras*	*13,398*	*13,402*	*16,237*	*16,334*	*18,029*	*6,52,017*	*5,57,578*	*5,46,684*	*5,34,205*	*4,63,814*
„ *Burma*	*9,705*	*10,174*	*8,396*	*8,097*	*6,365*	*5,91,601*	*5,42,548*	*3,85,713*	*4,30,937*	*3,44,492*
TOTAL	113,848	113,180	111,716	118,099	81,977	66,60,984	61,54,465	55,55,584	51,83,007	35,60,427
Cheese (including canned) (I. A)—	Cwts.	Cwts.	Cwts.	Cwts.	Cwts.					
United Kingdom (*including* Channel Islands)	2,121	1,838	1,869	1,960	2,397	2,42,653	2,08,281	1,63,639	1,93,659	2,13,046
Union of South Africa	13	16	38	21	69	1,593	1,833	3,720	2,433	5,658
Kenya Colony	10	5	8	90	82	1,039	534	789	5,499	4,925
Commonwealth of Australia	148	159	118	311	583	21,824	22,625	12,182	25,549	51,190
Other British Possessions	3	32	4	9	21	774	2,599	493	526	1,789
TOTAL BRITISH EMPIRE	2,295	2,050	2,037	2,391	3,152	2,67,883	2,35,822	1,80,833	2,27,666	2,76,608
Norway	23	83	5	59	120	1,963	4,646	599	6,277	13,602
Germany	34	23	23	127	65	3,613	1,742	2,335	9,270	5,585
Netherlands	6,970	6,889	4,262	5,170	5,291	5,60,720	6,15,380	3,40,596	4,06,938	3,57,707
Belgium	307	77	44	16	21	23,187	9,124	3,048	1,470	1,465
France	90	55	20	11	64	10,276	5,342	2,459	1,019	5,552
Switzerland	907	1,105	813	796	799	1,27,362	1,16,708	89,666	79,967	83,354
Italy (*exclusive* Fiume)	180	94	112	237	280	19,633	10,874	11,936	24,401	29,018
United States of America—										
Fd Atlantic Coast	42	18	1	..	..	5,855	2,853	349	11	..
„ Pacific „	2	..	2	..	..	247	46	325	..	..
Other Foreign Countries	26	47	25	51	79	1,476	2,907	1,213	3,552	4,217
TOTAL FOREIGN COUNTRIES	8,581	8,393	5,313	6,467	6,719	8,54,232	7,69,622	4,52,625	5,33,455	5,30,650

No. 10—*continued*

ARTICLES, AND COUNTRIES OF CONSIGNMENT; ALSO SHARE OF EACH PROVINCE	Quantity					Value				
	1929-30	1930-31	1931-32	1932-33	1933-34	1929-30	1930-31	1931-32	1932-33	1933-34
						R	R	R	R	R
Provisions and Oilman's stores—*continued*										
Cheese (I. E.)—*continued*	Cwts.	Cwts.	Cwts.	Cwts.	Cwts.					
Share of Bengal	3,336	3,047	2,561	3,113	2,906	3,34,560	2,77,366	2,19,979	2,61,975	2,35,451
„ *Bombay*	2,943	2,593	1,250	1,676	2,196	3,13,958	2,61,782	1,07,563	1,37,634	2,39,173
„ *Sind*	2,525	2,775	1,495	2,233	2,034	2,51,344	2,69,450	1,33,264	1,91,939	1,66,267
„ *Madras*	1,233	1,159	1,124	1,153	1,191	1,28,556	1,14,669	1,01,854	1,07,116	93,704
„ *Burma*	839	870	679	683	746	84,703	82,145	61,949	64,373	64,431
TOTAL	10,876	10,443	7,349	8,858	9,871	11,22,115	10,05,444	6,33,457	7,61,151	8,07,364
Cocoa and Chocolate (I. E.)—	Cwts.	Cwts.	Cwts.	Cwts.	Cwts.					
United Kingdom (*including* Channel Islands)	2,264	2,127	2,206	2,668	2,993	2,03,536	1,90,178	1,95,177	2,03,539	2,16,238
Other British Possessions	21	..	10	27	3	498	133	411	1,026	220
TOTAL BRITISH EMPIRE	2,285	2,127	2,216	2,689	2,996	2,04,034	1,90,306	1,95,588	2,04,563	2,16,458
Netherlands	554	343	417	332	348	57,512	58,163	56,491	67,019	47,470
Belgium	331	53	266	82	78	22,496	4,295	14,916	3,874	5,911
France	61	304	207	98	120	8,983	26,275	13,983	5,002	8,558
Switzerland	250	971	817	95	186	19,245	83,502	69,271	3,587	5,148
Other Foreign Countries	75	41	40	12	44	5,200	3,357	5,057	1,279	2,825
TOTAL FOREIGN COUNTRIES	1,271	1,812	1,747	619	761	1,38,136	1,76,190	1,59,718	81,661	69,402
Share of Bengal	1,108	1,066	1,378	1,133	1,211	86,208	77,2 9	1,01,243	75,461	77,916
„ *Bombay*	306	194	293	565	822	26,139	17,946	21,635	39,274	63,169
„ *Sind*	646	584	490	405	432	54,125	44,959	38,706	34,159	31,685
„ *Madras*	816	1,293	1,043	701	776	1,02,947	1,29,917	1,03,671	73,076	74,679
„ *Burma*	680	932	769	596	496	72,801	1,06,085	84,372	44,783	38,316
TOTAL	3,556	3,989	3,963	3,308	3,757	3,42,470	3,75,496	3,49,630	2 66 224	2,85,956
Confectionery (I. E.)—	Cwts.	Cwts.	Cwts.	Cwts.	Cwts.					
United Kingdom (*including* Channel Islands)	20,533	15,505	13,131	15,468	17,5-7	19,72,101	15,08,6.6	12,31 897	12,79 693	14,70,776
Ceylon (*excluding* Maldives)	101	86	77	26	14	6,609	7,242	5,4 3	1,513	1,017
Straits Settlements	240	170	43	54	2 6	8,400	6,6-7	2,414	2,016	7 679
Other British Possessions	60	128	38	82	178	3,569	4,548	2,794	1,857	4,9 9
TOTAL BRITISH EMPIRE	20,934	15,889	13,289	15,580	18,015	19,90,679	15,57,097	12,42,568	12,85,109	14 84,379
Germany	239	216	178	106	27	18,541	18,667	17,146	8,770	2,724
Netherlands	1,309	1,401	1,437	919	380	95,676	89,314	82,169	55,168	26,261
Belgium	1,308	564	902	1,029	1,412	86,320	31,727	46,461	66,804	90,749
France	598	411	262	341	83	48,960	31,750	16 857	25,613	7,741
Portugal (*including* Azors and St. Madeira)	..	67	..	..	..	..	3,748	..	..	..
Switzerland	1,641	1,910	1,625	436	587	1,62,906	1 55 5.1	1,45,227	29,867	28 212
Italy (*including* Fiume)	206	189	178	119	165	25,130	22,158	19,682	14,027	19,494
Japan	1,671	8-7	681	1,034	2,069	98,128	48,548	39,131	65,245	64 691
Egypt	61	115	41	..	..	3,366	6,123	1,727	2	119
United States of America—										
Vid Atlantic Coast	542	261	102	10	64	39,322	22 714	10,095	1 464	2 569
„ Pacific „	55	23	36	..	7	6,463	2,757	3,1 8	.	552
Other Foreign Countries	208	41	29	14	36	8 552	4 161	2 051	9 6	3,103
TOTAL FOREIGN COUNTRIES	7,839	6,0-8	5,673	4,018	4,772	6,13 264	4,42,.71	3,63 370	2,43 830	2,6 0 7
Share of Bengal	7,776	6,409	5,779	5,860	6,8-3	6,03,546	5,13,347	4,40,216	3 9. 703	6 4 ,4 4
„ *Bombay*	5,485	6,830	6,839	5,952	7,659	7,90,485	6 16 881	5 34,723	6 18,943	5,81,797
„ *Sind*	6,786	6,228	3,998	3 529	4,069	5,89,470	4,18,207	3,46,169	3,07,591	3 48,973
„ *Madras*	3,228	3,188	1,747	2,147	2,153	2,93 744	2 87,026	1,66,715	2 84 334	1,79 947
„ *Burma*	3,097	2,122	1,013	2 159	2,781	3,04 491	2 26 994	91 564	2 16,696	1 74 614
TOTAL	26,772	24 577	18,780	19 619	22,7 7	25,64 943	19 19 358	17,21 .58	15 90 439	17,19 456

No. 10—*continued*

ARTICLES, AND COUNTRIES OF CONSIGNMENT; ALSO SHARE OF EACH PROVINCE	Quantity					Value				
	1929-30	1930-31	1931-32	1932-33	1933-34	1929-30	1930-31	1931-32	1932-33	1933-34
						R	R	R	R	R
Provisions and Oilman's stores—continued										
Farinaceous and patent foods—	Cwts.	Cwts.	Cwts.	Cwts.	Cwts.					
Farinaceous foods in bulk (I. E.)—										
United Kingdom (*including* Channel Islands)	57	74	501	9,454	8,913	3,501	2,607	6,902	76,432	26,797
Ceylon (*excluding* Maldives)	429	1,068	1,561	446	..	4,643	10,392	11,797	2,531	2
Straits Settlements	195,007	230,006	205,414	197,723	217,013	22,27,946	23,02,526	19,13,024	15,39,512	15,21,978
Hongkong	27,128	28,962	30,181	24,592	22,495	8,60,558	8,58,351	5,26,724	4,89,340	5,50,922
Other British Possessions	422	257	25	6	112	4,748	2,121	223	58	2,179
TOTAL BRITISH EMPIRE	223,038	260,477	237,682	232,221	248,533	31,10,396	32,65,997	24,57,670	21,07,882	21,07,678
Germany	..	980	851	3,040	4,098	..	8,332	6,369	21,225	21,863
Netherlands	1,285	1,080	1,575	871	560	15,025	10,878	12,271	7,088	3,942
Java	79,602	27,251	54,746	65,923	34,433	8,26,210	2,53,766	4,75,081	4,19,758	2,28,021
China (*exclusive* of Hongkong and Macao)	4,014	3,717	3,195	2,952	2,819	1,17,065	36,041	58,135	50,674	46,310
Other Foreign Countries	2	65	365	672	279	149	747	3,310	5,192	1,765
TOTAL FOREIGN COUNTRIES	85,903	31,043	60,722	73,458	42,189	9,60,258	3,59,259	5,55,166	5,03,932	3,02,307
Share of Bengal	*146,095*	*137,560*	*145,844*	*149,812*	*140,889*	*15,65,153*	*13,57,308*	*12,90,816*	*10,46,543*	*9,10,316*
" *Bombay*	*59,749*	*59,631*	*66,549*	*71,097*	*59,252*	*6,29,906*	*6,25,408*	*6,56,252*	*6,06,652*	*4,57,927*
" *Sind*	*700*	*692*	*853*	*1,316*	*1,275*	*7,980*	*6,919*	*7,334*	*10,627*	*9,252*
" *Madras*	*31,462*	*31,694*	*31,764*	*36,372*	*33,591*	*4,08,404*	*3,34,351*	*3,03,287*	*2,54,856*	*2,12,716*
" *Burma*	*67,836*	*63,943*	*82,394*	*49,082*	*50,715*	*14,59,231*	*12,71,270*	*7,55,117*	*6,93,236*	*7,89,974*
TOTAL	308,841	293,520	298,404	305,679	285,722	40,70,651	36,25,253	30,12,836	26,11,814	24,10,185
Milk foods for infants and invalids (wholly or mainly milk) (I. E.)—	Cwts.	Cwts.	Cwts.	Cwts.	Cwts.					
United Kingdom (*including* Channel Islands)	17,355	11,686	10,041	8,447	8,927	33,20,480	23,18,335	19,79,016	16,02,106	14,32,521
Ceylon (*excluding* Maldives)	30	6	27	40	2	4,304	1,245	5,819	5,806	348
Straits Settlements	28	30	17	..	..	5,531	7,173	4,648	..	..
Commonwealth of Australia	830	996	1,187	1,232	1,154	1,75,402	2,07,308	2,37,152	2,06,903	1,09,266
New Zealand	..	..	..	16	1,457	..	..	..	1,022	58,439
Other British Possessions	..	..	..	..	1	..	..	3	19	58
TOTAL BRITISH EMPIRE	18,238	12,718	11,272	9,735	11,541	35,05,667	25,34,061	22,26,638	18,15,946	16,00,632
Norway	227	14	8	7	..	15,733	1,125	237	471	..
Netherlands	1,757	1	7	47	128	55,827	85	717	2,865	3 761
Switzerland	671	129	37	28	17	45,421	19,144	4,883	4,901	2,850
United States of America—										
Vid Atlantic Coast	419	473	473	473	284	44,072	63,843	66,382	63,277	28,595
" Pacific "	8	8	6	..	13	236	426	887	..	1,570
Other Foreign Countries	28	35	44	17	44	1,721	1,440	4,479	1,639	4,588
TOTAL FOREIGN COUNTRIES	3,105	660	575	542	486	1,63,010	86,133	77,565	73,153	40,803
Share of Bengal	*11,165*	*4,404*	*4,413*	*3,58-*	*4,182*	*13,90,456*	*6,72,656*	*7,90,869*	*5,53,127*	*5,26,754*
" *Bombay*	*3,416*	*1,735*	*1,790*	*1,553*	*3,531*	*5,15,752*	*3,31,796*	*2,45,654*	*2,19,650*	*3,14,400*
" *Sind*	*718*	*630*	*673*	*793*	*487*	*1,64,942*	*1,41,690*	*1,26,346*	*1,16,542*	*1,05,16-*
" *Madras*	*4,166*	*3,752*	*3,325*	*2,635*	*2,329*	*9,07,331*	*7,87,906*	*6,27,414*	*5,23,840*	*4,25,65-*
" *Burma*	*2,957*	*2,337*	*2,116*	*2,041*	*1,293*	*6,90,196*	*6,56,118*	*4,43,905*	*4,25,959*	*2,56,29*
TOTAL	31,343	18,373	11,844	10,317	12,027	36,68,677	28,20,194	23,04,218	18,79,036	19,41,49

No. 10—*continued*

ARTICLES, AND COUNTRIES OF CONSIGNMENT; ALSO SHARE OF EACH PROVINCE	QUANTITY					VALUE				
	1929-30	1930-31	1931-32	1932-33	1933-34	1929-30	1930-31	1931-32	1932-33	1933-34
Provisions and Oilman's stores—*continued*										
Farinaceous and patent foods—continued						R	R	R	R	R
Other sorts (I. E)—	Cwts.	Cwts.	Cwts.	Cwts.	Cwts.					
United Kingdom (*including* Channel Islands)	25,645	19,626	17,148	18,036	25,986	18,23,055	15,72,814	14,51,719	[illegible]	20,40,6[illegible]
Straits Settlements	181	1,107	519	9	10	7,676	26,082	12,039	200	4[illegible]
Canada—										
Vid Atlantic Coast	..	..	..	2,267	5,751	..	..	..	93,518	2,16,1[illegible]
„ Pacific „	..	..	..	18	..	..	..	..	682	
Other British Possessions	132	122	118	164	171	2,125	1,747	4,800	5,709	5,6[illegible]
TOTAL BRITISH EMPIRE	25,958	20,855	17,785	20,494	31,918	18,32,856	16,00,143	14,68,648	14,28,606	22,62,8[illegible]
Italy (*including* Fiume)	237	64	188	251	805	6,808	1,724	2,856	7,096	19,9[illegible]
United States of America—										
Vid Atlantic Coast	14,070	15,147	8,760	5,870	7,014	5,73,712	6,64,777	4,17,625	3,15,179	3,36,11[illegible]
„ Pacific „	25	21	3	17	57	1,154	1,023	223	936	2,4[illegible]
Other Foreign Countries	490	63	291	315	443	7,253	2,310	4,426	5,419	11,24
TOTAL FOREIGN COUNTRIES	14,822	15,295	9,192	6,453	8,319	5,88,927	6,73,844	4,24,104	3,28,628	3,67,78
Share of Bengal	*19,198*	*12,105*	*9,923*	*9,049*	*15,149*	*9,55,586*	*6,46,239*	*5,71,136*	*4,64,403*	*[illegible]*
„ *Bombay*	*4,182*	*4,548*	*1,124*	*2,611*	*6,746*	*2,20,778*	*2,22,403*	*93,516*	*1,28,[illegible]*	*[illegible]*
„ *Sind*	*7,248*	*8,008*	*5,928*	*6,848*	*7,696*	*3,48,330*	*3,96,466*	*3,15,018*	*3,44,712*	*[illegible]*
„ *Madras*	*7,553*	*8,166*	*7,187*	*6,328*	*7,948*	*6,61,955*	*7,57,861*	*7,01,582*	*6,78,617*	*7,10,69*
„ *Burma*	*2,599*	*3,327*	*2,815*	*2,113*	*2,599*	*2,05,136*	*2,52,988*	*2,10,363*	*1,69,712*	*2,06,85*
TOTAL	40,780	36,150	26,977	26,947	40,237	34,21,783	22,73,987	18,94,778	17,57,289	26,30,64
Total Farinaceous and patent foods—	Cwts.	Cwts.	Cwts.	Cwts.	Cwts.					
United Kingdom (*including* Channel Islands)	43,057	31,386	27,090	35,037	38,826	51,46,986	38,93,256	34,36,637	30,07,435	34,99,9[illegible]
Ceylon (*excluding* Maldives)	480	1,086	1,595	500	10	9,225	11,477	18,149	9,442	50
Straits Settlements	195,211	231,238	205,950	197,782	217,023	22,41,163	24,25,781	19,29,706	15,39,772	15,22,40[illegible]
Hongkong	27,126	28,902	30,189	24,594	22,500	3,09,631	3,58,512	3,26,960	4,89,873	3,67,23[illegible]
Canada—										
Vid Atlantic Coast	..	..	..	2,267	5,801	..	..	..	93,518	2,17,84[illegible]
„ Pacific „	..	..	..	18	..	..	..	..	682	[illegible]
Commonwealth of Australia	1,352	1,268	1,301	1,353	1,302	1,81,553	2,10,093	2,40,944	2,10,412	1,14,01[illegible]
New Zealand	..	..	3	20	1,461	..	..	39	..	58,701
Other British Possessions	8	85	11	29	63	871	682	520	1,[illegible]59	5[illegible]4
TOTAL BRITISH EMPIRE	267,234	294,050	266,739	262,450	286,992	84,48,919	74,00,201	61,52,951	53,52,493	59,71,39[illegible]
Norway	227	14	5	7	1	15,733	1,125	237	471	97
Germany	..	991	907	3,154	4,27[illegible]	..	9,092	10,292	22,[illegible]23	24,2[illegible]8
Netherlands	3,269	1,081	1,672	921	740	74,612	10,458	13,667	10,093	8,077
Belgium	1	40	345	679	207	153	401	3,225	6,804	2,6[illegible]9
Switzerland	677	137	87	41	28	45,7[illegible]3	19,910	4,883	5,094	3,9[illegible]7
Italy (*including* Fiume)	257	64	139	251	805	7,082	1,724	4,152	7,096	19,919
Java	79,805	27,278	54,746	65,923	34,439	8,27,897	2,54,191	4,75,154	4,19,770	2,28,[illegible]60
China (*exclusive* of Hongkong and Macao)	4,914	3,717	3,301	2,982	2,851	1,17,965	86,041	58,502	61,251	46,5[illegible]2
United States of America—										
Vid Atlantic Coast	14,489	15,627	9,233	6,467	7,422	6,17,784	7,32,720	4,84,0[illegible]7	3,79,465	3,63,476
„ Pacific „	30	24	9	17	70	1,481	1,519	1,110	936	4,037
Other Foreign Countries	61	75	132	51	178	2,435	2,955	3,649	2,605	9,6[illegible]4
TOTAL FOREIGN COUNTRIES	103,730	48,998	70,486	80,493	51,004	17,12,195	11,19,236	10,58,975	9,68,708	7,10,925
Share of Bengal	*176,438*	*184,069*	*160,210*	*167,439*	*160,22[illegible]*	*39,61,193*	*26,84,[illegible]81*	*26,[illegible],841*	*20,88,478*	*[illegible],80,006*
„ *Bombay*	*66,347*	*6[illegible],914*	*61,963*	*75,461*	*69,5[illegible]9*	*13,66,436*	*13,29,[illegible]87*	*9,27,[illegible]*	*10,22,2[illegible]8*	*[illegible],77,102*
„ *Sind*	*8,567*	*9,328*	*7,453*	*8,874*	*9,658*	*5,21,232*	*6,45,0[illegible]*	*4,[illegible],69[illegible]*	*6,21,[illegible]81*	*6,[illegible],043*
„ *Madras*	*46,121*	*43,643*	*43,276*	*44,[illegible]15*	*44,9[illegible]*	*19,77,690*	*18,10,[illegible]18*	*17,[illegible],[illegible]22*	*14,66,[illegible]13*	*13,70,[illegible]58*
„ *Burma*	*73,891*	*70,997*	*57,[illegible]3*	*61,[illegible]36*	*56,[illegible]11*	*23,[illegible],461*	*21,[illegible],[illegible]70*	*14,99,[illegible]46*	*12,[illegible],587*	*12,61,[illegible]16*
TOTAL	370,964	348,048	337,225	342,943	337,996	1,01,61,114	84,19,457	72,11,829	62,[illegible],201	66,[illegible],[illegible]

No. 10—*continued*

ARTICLES AND COUNTRIES OF CONSIGNMENT, ALSO SHARE OF EACH PROVINCE	QUANTITY					VALUE				
	1929-30	1930-31	1931-32	1932-33	1933-34	1929-30	1930-31	1931-32	1932-33	1933-34
						R	R	R	R	R
Provisions and Oilman's stores— *continued*										
Ghi (I. E)—	Cwts.	Cwts.	Cwts.	Cwts.	Cwts.					
Aden and Dependencies	..	108	88	4	..	..	6,365	3,779	224	..
Straits Settlements	209	134	19	2	..	20,405	8,474	1,530	227	11
Tanganyika Territory	1	100	131	..	..	66	7,020	6,364	18	..
Commonwealth of Australia	100	..	..	..	3	8,382	17	39	..	211
Other British Possessions	56	50	68	92	40	4,505	3,481	5,213	5,851	2,528
TOTAL BRITISH EMPIRE	366	392	301	98	43	33,358	25,357	16,925	6,320	2,750
Muskat Territory and Trucial Oman	83	72	620	243	109	2,348	5,2 4	30,862	11,208	5,164
Iraq	145	100	442	29	9	10,046	6,005	25,487	2,036	602
Persia	144	271	1,020	88	60	9,461	15,958	56,412	2,273	3,052
Other Foreign Countries	43	29	32	48	35	2,956	1,498	1,871	3,132	2,153
TOTAL FOREIGN COUNTRIES	365	472	2,114	358	233	24,811	29,055	1,14,632	18,739	11,871
Share of Bengal	*147*	*30*	*3*	*24*	*4*	*12,410*	*2,551*	*283*	*1,594*	*498*
,, *Bombay*	*80*	*399*	*776*	*116*	*138*	*5,687*	*26,294*	*51,444*	*7,785*	*7,756*
,, *Sind*	*263*	*294*	*1,613*	*307*	*125*	*19,202*	*17,281*	*78,300*	*15,034*	*5,783*
,, *Madras*	*237*	*133*	*17*	*4*	..	*20,540*	*8,323*	*1,132*	*220*	..
,, *Burma*	*5*	*5*	*6*	*5*	*9*	*330*	*563*	*393*	*496*	*556*
TOTAL	731	864	2,415	456	270	58,169	55,012	1,31,557	25,059	14,621
Isinglass (I. E)—	Cwts.	Cwts.	Cwts.	Cwts.	Cwts.					
United Kingdom (*including* Channel Islands)	18	28	10	17	34	4,038	5,817	3,776	6,129	6,33
Straits Settlements	42	60	62	73	66	9,427	15,082	11,815	11,802	8,05
Hongkong	4	38	26	..	12	1,323	8,288	6,504	..	1,43
Other British Possessions	..	5	..	..	..	..	1,350	..	3	..
TOTAL BRITISH EMPIRE	89	128	98	90	112	15,388	30,537	22,095	17,934	15,83
China (*exclusive* of Hongkong and Macao)	21	24	99	6	3	8,272	9,022	21,297	1,131	37
Japan	573	401	244	902	284	1,32,375	92,242	59,046	1,34,630	32,27
Other Foreign Countries	..	..	..	4	..	7	4	3	423	
TOTAL FOREIGN COUNTRIES	604	435	343	912	287	1,40,654	1,02,168	80,346	1,36,184	32,65
Share of Bengal	*17*	*30*	..	*43*	*30*	*4,469*	*6,490*	..	*6,743*	*2,56*
,, *Bombay*	*240*	*270*	*267*	*666*	*156*	*57,189*	*63,806*	*62,389*	*92,622*	*19,08*
,, *Sind*	*9*	*23*	*18*	*22*	*6*	*3,052*	*6,997*	*5,004*	*4,439*	*1,27*
,, *Madras*	*15*	*36*	*13*	*3*	*7*	*4,555*	*8,519*	*3,587*	*1,665*	*1,20*
,, *Burma*	*332*	*304*	*139*	*257*	*200*	*87,777*	*46,593*	*31,451*	*38,649*	*24,30*
TOTAL	663	563	441	1,002	399	1,56,042	1,32,706	1,03,441	1,54,118	48,46
Jams and Jellies (I. E)—	Cwts.	Cwts.	Cwts.	Cwts.	Cwts.					
United Kingdom (*excluding* Channel Islands)	11,913	9,913	6,451	8,930	12,064	5,96,220	4,54,982	2,95,285	3,40,822	4,69,05
Commonwealth of Australia	3,503	3,295	2,273	2,503	4,354	1,80,256	1,57,168	90,093	89,918	1,48,13
Other British Possessions	87	22	9	72	48	4,775	1,854	1,019	2,788	2,63
TOTAL BRITISH EMPIRE	15,503	13,230	8,733	11,525	16,466	7,81,351	6,14,004	3,87,397	4,33,528	6,19,85
Netherlands	114	172	233	64	8	3,899	5,521	6,355	1,869	15
Other Foreign Countries	128	89	54	75	100	8,590	5,511	3,355	5,300	4,74
TOTAL FOREIGN COUNTRIES	242	261	287	139	108	12,489	11,032	9,740	7,169	4,90

No. 10—*continued*

ARTICLES, AND COUNTRIES OF CONSIGNMENT; AND SHARE OF EACH PROVINCE	QUANTITY					VALUE				
	1929-30	1930-31	1931-32	1932-33	1933-34	1929-30	1930-31	1931-32	1932-33	1933-34
						R	R	R	R	R
Provisions and Oilman's stores— *continued*										
Jams and jellies (I. E.)—contd.	Cwts.	Cwts.	Cwts.	Cwts.	Cwts.					
Share of Bengal	*4,465*	*3,181*	*2,251*	*3,737*	*4,777*	*2,26,539*	*1,50,203*	*1,05,418*	*1,84,648*	*2,3 ,802*
,, *Bombay*	*3,916*	*3,371*	*468*	*1,584*	*4,202*	*1,92,331*	*1,55,474*	*18,789*	*66,941*	*1,87,046*
,, *Sind*	*3 083*	*3 107*	*2,456*	*2,685*	*3,183*	*1,57,946*	*1,45,140*	*1,1 ,716*	*1,14,431*	*1,3 ,597*
,, *Madras*	*1,9 6*	*1 988*	*1,962*	*1,933*	*2,504*	*96,817*	*92,639*	*82,965*	*93,707*	*94,420*
,, *Burma*	*2,349*	*1,441*	*1,190*	*1,706*	*1,603*	*1,20,907*	*91,846*	*81 14 ·*	*71,130*	*63,791*
TOTAL	16,745	13,491	9,020	11,664	16,574	7,93,840	6,25,036	3,97,037	6,10 697	6,24,756
Lard (I. E)—	Cwts.	Cwts.	Cwts.	Cwts.	Cwts.					
United Kingdom (*including* Channel Islands)	180	348	248	270	520	13,882	21,162	18,523	12,733	27,168
Hongkong	519	370	130	219	112	20,461	14,893	3,249	6,476	2,253
Other British Possessions	9	28	16	51	72	503	1,499	7 5	1,790	3,196
TOTAL BRITISH EMPIRE	708	746	394	540	704	34,846	37,054	17,567	19,001	32,619
TOTAL FOREIGN COUNTRIES	15	23	9	10	305	927	1,293	509	478	6,210
Share of Bengal	*52*	*58*	*3*	*49*	*386*	*4,600*	*4,245*	*211*	*2,418*	*13,851*
,, *Bombay*	*4*	*21*	*15*	*42*	*122*	*369*	*1,268*	*866*	*2,163*	*5,178*
,, *Sind*	*19*	*38*	*17*	*18*	*49*	*1,436*	*2,887*	*1,936*	*1,743*	*3,348*
,, *Madras*	*8*	*1*	*14*	*29*	*23*	*788*	*76*	*406*	*793*	*1,681*
,, *Burma*	*646*	*651*	*314*	*412*	*489*	*28,460*	*29,893*	*14,457*	*12,483*	*15,963*
TOTAL	729	769	403	550	1,009	35,773	38,347	18,076	19,479	38,829
Milk, condensed and preserved, including milk cream (I. E)—	Cwts.	Cwts.	Cwts.	Cwts.	Cwts.					
United Kingdom (*including* Channel Islands)	52,874	53,691	19,787	20,8 0	30,154	27,97,686	25,71,822	9,45,348	6,17,321	14,45,868
Ceylon (*excluding* Maldives)	32	155	198	19	3	2,223	7,182	10,311	1,065	221
Straits Settlements	727	306	697	317	361	30,876	13,769	33,004	7,940	10,4 u
Hongkong	..	1	..	194	..	16	17	..	5,423	27
Zanzibar and Pemba	407	352	65	19	..	25,301	22,149	3,764	1,098	..
Canada—										
Fid Atlantic Coast	..	9	28	1	1,402	..	848	818	26	58,971
,, Pacific ,,	..	..	335	1,055	558	..	..	8,657	81,178	21,082
Commonwealth of Australia	10	2	9,335	15,563	15 9 4	405	240	5 2 867	8,92,1 6	6,73,780
Other British Possessions	45	96	25	36	61	2,709	3,2 6	1,442	1,426	1,943
TOTAL BRITISH EMPIRE	53,595	54,612	30,436	41,0 4	57,773	28,58,694	26,18,212	15,2 ,228	18,57,729	21,91,087
Norway	5,863	14,972	5,404	19,686	444	3,92,850	8,23 157	2,08 540	7,45,381	15,984
Denmark	4,666	8,649	9,568	11,45	11,511	1,80,725	2,95,931	2,97,65	3,66,047	3,32,241
Germany	139	306	922	219	144	5,480	14,034	26,382	8, 96	3,966
Netherlands	141,786	126,125	88,157	72,178	83,528	36,07,915	30,41,539	20,30,07	1 ,72,8 9	17,14,695
Belgium	3	87	10	136	1	271	3,060	3,1 7	6,651	110
France	5,236	4,296	2 171	234	8	2,79,583	2,17,496	92 974	10,9 8	336
Switzerland	23,149	9,635	31,179	9,764	179	11,75,640	4,99,9 8	10,12,1	2,80,1	6,6 3
Italy (*incl. Sicily*) Rhine)	1,486	2,698	15,5	16,261	16,484	65,182	71,561	3,17,923	2,34,013	2,11,6 6
Japan	18	41	4	86	632	413	2 142	418	3,047	15,176
United States of America—										
Fid Atlantic Coast	2,251	2,517	1,942	1,007	1,046	1,04,729	1,29,454	1,0 662	63,9 7	53,842
,, Pacific ,,	4,370	2 20	407	273	49	1,8 6 3	1,01 5 3	12 250	11 5 0	1,094
Other Foreign Countries	9	91	50	47	91	2,77	5,175	3,16	1,5 0	2 172
TOTAL FOREIGN COUNTRIES	189,016	172 241	175 509	1 1,9 6	114,127	59,76,249	52,36,661	42,03,47	37,52,472	28,1 ,9 4

No. 10—*continued*

ARTICLES AND COUNTRIES OF CONSIGNMENT, ALSO SHARE OF EACH PROVINCE	QUANTITY					VALUE				
	1929-30	1930-31	1931-32	1932-33	1933-34	1929-30	1930-31	1931-32	1932-33	1933-34
						R	R	R	R	R
Provisions and Oilman's stores— *continued*	Cwts.	Cwts.	Cwts.	Cwts.	Cwts.					
Milk, condensed and preserved including *milk cream (I. E.)*—*continued.*										
Share of Bengal	*38,896*	*38,600*	*31,707*	*23,162*	*20,018*	*12,46,489*	*11,63,244*	*8,98,122*	*5,74,337*	*5,00,999*
,, *Bombay*	*5,040*	*4,470*	*4,022*	*4,832*	*3,317*	*2,97,655*	*2,48,013*	*1,63,621*	*1,58,409*	*2,70,439*
,, *Sind*	*5,863*	*6,822*	*4,086*	*2,962*	*4,610*	*2,34,997*	*2,62,265*	*1,36,674*	*95,407*	*1,22,697*
,, *Madras*	*14,708*	*17,273*	*14,882*	*11,761*	*13,330*	*3,49,703*	*3,54,207*	*6,47,956*	*5,31,138*	*5,08,252*
,, *Burma*	*178,107*	*159,788*	*131,228*	*127,616*	*125,895*	*62,06,106*	*53,17,054*	*38,86,329*	*35,50,909*	*31,48,565*
TOTAL	242,611	226,853	185,926	172,832	171,870	88,34,948	78,54,783	57,32,702	49,10,100	45,51,052
Pickles, Chutnies, Sauces, and Condiments (I. E.)—	Cwts.	Cwts.	Cwts.	Cwts.	Cwts.					
United Kingdom (*including* Channel Islands)	4,008	3,045	3,026	3,816	5,732	4,35,539	3,23,747	3,27,987	3,63,559	5,10,606
Straits Settlements	525	501	454	560	551	18,519	17,454	14,175	11,489	10,587
Hongkong	308	418	370	599	996	15,590	21,241	14,889	21,706	38,743
Canada—										
Vid Atlantic Coast	10	..	..	17	531	716	..	..	1,002	31,128
,, Pacific ,,	..	..	..	..	..	..	..	..	..	1
Other British Possessions	222	288	194	158	701	2,885	2,787	2,008	1,738	8,204
TOTAL BRITISH EMPIRE	5,157	4,252	4,044	5,180	8,511	4,73,199	3,65,229	3,59,059	3,99,494	5,99,269
China (*exclusive* of Hongkong and Macao)	694	794	565	382	272	46,425	48,209	33,416	16,747	18,419
United States of America—										
Vid Atlantic Coast	280	240	130	15	263	23,755	22,805	11,050	2,621	29,826
,, Pacific ,,	45	30	14	34	27	1,894	1,163	642	2,177	1,066
Other Foreign Countries	75	56	58	131	220	3,419	3,536	3,147	5,924	9,547
TOTAL FOREIGN COUNTRIES	1,104	1,120	767	562	782	75,493	75,713	48,255	27,469	52,458
Share of Bengal	*1,109*	*929*	*780*	*1,279*	*2,432*	*1,02,162*	*77,926*	*81,371*	*1,12,098*	*1,88,793*
,, *Bombay*	*361*	*254*	*247*	*756*	*1,489*	*57,357*	*41,220*	*45,760*	*74,464*	*1,32,616*
,, *Sind*	*2,044*	*1,316*	*1,287*	*1,238*	*1,679*	*1,94,483*	*1,45,297*	*1,25,051*	*1,14,254*	*1,40,165*
,, *Madras*	*869*	*590*	*469*	*624*	*1,251*	*67,467*	*28,341*	*28,835*	*36,860*	*59,946*
,, *Burma*	*1,885*	*2,253*	*1,998*	*1,845*	*2,442*	*1,26,723*	*1,48,168*	*1,26,297*	*89,287*	*1,30,207*
TOTAL	6,261	5,372	4,811	5,742	9,293	5,48,692	4,40,942	4,07,314	4,26 903	6,51,727
Vinegar (excluding *bottled vinegar*) *(I. E.)*—	Gals.	Gals.	Gals.	Gals.	Gals.					
United Kingdom (*including* Channel Islands)	13,494	13,110	17,627	16,528	16,777	17,348	16,266	20,773	18,218	18,576
Other British Possessions	562	765	737	562	685	851	1,027	962	704	806
TOTAL BRITISH EMPIRE	14,056	13,875	18,364	17,090	17,462	18,199	17,293	21,735	18,952	19,382
TOTAL FOREIGN COUNTRIES	3,189	2,816	1,932	2,468	2,961	4,303	4,027	2,707	3,437	3,229
Share of Bengal	*4,291*	*3,474*	*5,197*	*4,622*	*4,396*	*6,164*	*6,373*	*7,116*	*5,821*	*4,796*
,, *Bombay*	*6,341*	*5,135*	*8,991*	*6,780*	*8,396*	*6,564*	*6,018*	*6,246*	*5,694*	*6,526*
,, *Sind*	*2,667*	*2,020*	*1,973*	*3,464*	*4,452*	*3,958*	*2,364*	*4,203*	*3,283*	*4,312*
,, *Madras*	*3,356*	*3,977*	*3,407*	*4,328*	*4,191*	*4,928*	*4,832*	*3,996*	*4,632*	*4,297*
,, *Burma*	*1,990*	*1,603*	*1,639*	*2,364*	*3,185*	*2,488*	*2,849*	*2,242*	*2,599*	*2,680*
TOTAL	17,845	16,201	20,316	19,558	20 129	22,503	22,220	24,442	22,379	22,611
Other sorts of provisions (I. E.)—	Cwts.	Cwts.	Cwts.	Cwts.	Cwts.					
United Kingdom (*including* Channel Islands)	10,981	12,319	13,614	13,480	10,248	7,16,853	7,93,466	7,71,[illegible]	7,01,170	7,02,102
Ceylon (*excluding* Maldives)	1,538	1,131	1,058	2,491	2,726	79,283	64,999	59,043	35,326	32,732

No. 10—*continued*

ARTICLES AND COUNTRIES OF CONSIGNMENT; ALSO SHARE OF EACH PROVINCE	QUANTITY					VALUE				
	1929-30	1930-31	1931-32	1932-33	1933-34	1929-30	1930-31	1931-32	1932-33	1933-34
Provisions and Oilman's stores—*continued*						R	R	R	R	R
Other sorts of provisions (I. S.)—continued	Cwts	Cwts.	Cwts.	Cwts.	Cwts.					
Straits Settlements	2,231	1,271	1,228	944	959	1,10,059	68,063	59,129	25,863	27,108
Hongkong	5,335	3,852	3,008	2,082	1,880	1,29,162	1,12,106	72,968	53,164	38,597
Canada—										
Vid Atlantic Coast	..	12	25	30	90	..	1,088	2,098	541	5,435
,, Pacific ,,	..	..	..	..	7	..	..	..	20	394
Commonwealth of Australia	334	259	673	1,116	834	16,316	11,604	19,539	27,825	23,083
Other British Possessions	18	34	107	52	108	1,768	2,152	4,270	2,449	4,146
TOTAL BRITISH EMPIRE	19,837	18,878	19,711	20,195	16,841	10,63,443	10,53,663	9,88,949	8,54,548	8,34,197
Sweden	5	360	4	10	10	454	10,278	440	552	350
Norway	3	1,418	704	397	1	96	39,756	17,481	8,437	77
Denmark	1	2,018	18,740	33,093	4,519	65	54,872	6,08,301	6,68,079	78,516
Germany	95	209	427	1,787	4,909	16,504	14,896	32,981	47,213	79,756
Netherlands	166	1,819	2,763	3,207	866	6,806	50,983	33,340	47,921	15,647
Belgium	163	355	488	4,165	3,700	9,913	8,062	10,664	78,362	46,975
France	1,256	2,705	1,099	502	524	45,985	56,051	36,250	24,258	22,166
Switzerland	26	77	113	51	25	2,521	6,408	3,741	3,540	2,416
Italy (*including* Fiume)	780	639	878	1,460	1,131	38,861	24,012	43,912	35,142	32,686
Czechoslovakia	2	64	2,606	4	147	281	786	30,189	207	1,761
China (*exclusive* of Hongkong and Macão)	1,655	2,006	1,906	1,113	1,029	57,729	47,182	46,253	43,172	32,118
Phillippines	..	..	..	18	396	..	..	..	..	7,248
Japan	723	612	796	8,213	15,553	34,185	25,805	26,603	1,25,453	3,03,612
United States of America—										
Vid Atlantic Coast	14,741	11,837	2,108	1,753	640	2,68,289	2,40,611	86,138	69,491	25,819
,, Pacific ,,	284	240	327	624	14	10,550	12,071	10,559	16,810	903
Other Foreign Countries	177	481	306	394	57	5,781	11,280	10,487	7,615	2,580
TOTAL FOREIGN COUNTRIES	20,077	24,899	33,267	56,801	33,111	4,08,020	6,02,970	7,96,113	11,71,252	8,62,630
Share of Bengal	*10,178*	*14,358*	*15,161*	*13,952*	*4,958*	*5,59,573*	*5,56,709*	*5,54,811*	*5,13,569*	*2,17,739*
,, *Bombay*	*5,444*	*11,494*	*24,327*	*50,039*	*34,265*	*1,79,613*	*3,92,756*	*6,87,649*	*11,04,035*	*8,09,537*
,, *Sind*	*946*	*1,315*	*1,189*	*1,175*	*1,657*	*69,876*	*77,767*	*86,165*	*84,031*	*1,01,841*
,, *Madras*	*13,329*	*9,889*	*8,734*	*7,916*	*6,894*	*3,56 009*	*3,91,094*	*1,96,508*	*1,67,630*	*1,28,198*
,, *Burma*	*9,517*	*6,691*	*6,577*	*4,864*	*4,278*	*3,96,382*	*3,08,307*	*3,60,241*	*1,36,328*	*1,36,518*
TOTAL	39,914	43,777	52,978	76,986	49,932	15,61,463	16,56,635	17,85,003	20,25,800	13,96,827
Total value of Provisions and Oilman's stores—										
United Kingdom (*including* Channel Islands)	—	—	—	—	—	2,35,11,049	1,94,35,850	1,51,20,696	1,39,67,273	1,51,38,181
Irish Free State*	—	—	—	—	—	—	—	—	—	10,430
Palestine	—	—	—	—	—	834	14,540	32,346	56,363	42,938
Aden and Dependencies	—	—	—	—	—	1,206	8,009	7,290	2,756	946
Ceylon (*excluding* Maldives)	—	—	—	—	—	1,35,418	1,29,422	1,29,369	66,679	99,821
Straits Settlements	—	—	—	—	—	22,05,552	21,56,783	24,48,180	19,95,190	19,63,166
Federated Malay States	—	—	—	—	—	634	10,568	320	943	1,197
Hongkong	—	—	—	—	—	12,61,718	12,25,949	7,59,819	6,70,410	7,56,248
Union of South Africa	—	—	—	—	—	41,998	31,193	29,628	29,283	31,477
Zanzibar and Pemba	—	—	—	—	—	26,449	25,155	5,171	1,876	1,132
Kenya Colony	—	—	—	—	—	6,822	16,860	9,716	16,537	17,034
Tanganyika Territory	—	—	—	—	—	336	7,138	7,264	423	1,548
Canada—										
Vid Atlantic Coast	—	—	—	—	—	9,567	7,633	17,600	1,14,573	3,33,366
,, Pacific ,,	—	—	—	—	—	73,044	93,994	58,210	1,04,016	69,667
Commonwealth of Australia	—	—	—	—	—	8,93,967	8,75,710	13,13,671	18,27,946	16,19,267
New Zealand	—	—	—	—	—	58,896	1,32,422	96,414	75,151	1,27,223
Other British Possessions	—	—	—	—	—	2,137	5,368	6,910	4,982	4,927
TOTAL BRITISH EMPIRE	—	—	—	—	—	2,92,27,702	2,51,76,946	2,09,56,754	1,89,38,045	2,01,43,034

* Separately shown from 1933-34.

No. 10– *continued*

ARTICLES AND COUNTRIES OF CONSIGNMENT AND SHARE OF EACH PROVINCE	Quantity					Value				
	1929-30	1930-31	1931-32	1932-33	1933-34	1929-30	1930-31	1931-32	1932-33	1933-34
Provisions and Oilman's stores— *concluded*						R	R	R	R	R
Total value of Provisions and Oilman's stores— continued										
U. S. S. R.—										
Northern	—	—	—	—	—	1,172	1,118	629	6,252	8,442
Southern	—	—	—	—	—	..	..	..	..	4,188
Pacific Ports (in Asia)	—	—	—	—	—	..	..	..	..	499
Sweden	—	—	—	—	—	2,408	18,041	4,757	2,019	6,837
Norway	—	—	—	—	—	4,61,537	9,83,412	3,48,966	8,26,109	1,05,824
Denmark	—	—	—	—	—	3,78,403	7,17,348	12,25,440	13,30,341	6,87,454
Germany	—	—	—	—	—	7,24,388	9,66,104	6,07,208	2,70,655	2,04,005
Netherlands	—	—	—	—	—	1,57,34,474	1,26,61,164	57,02,039	34,66,596	24,06,946
Belgium	—	—	—	—	—	7,61,907	12,55,902	4,35,827	3,71,608	3,22,119
France	—	—	—	—	—	7,71,817	8,07,486	5,02,877	3,04,121	2,80,591
Spain	—	—	—	—	—	8,073	8,369	3,105	3,033	3,768
Portugal *(including Azores and Madeira)*	—	—	—	—	—	40,843	43,927	5,853	46,200	20,957
Switzerland	—	—	—	—	—	15,83,886	9,18,676	13,59,728	3,78,517	1,53,653
Italy *(including Fiume)*	—	—	—	—	—	2,80,403	2,82,595	5,31,852	4,67,039	4,53,859
Austria	—	—	—	—	—	7,375	8,586	5,981	14,680	10,214
Czechoslovakia	—	—	—	—	—	1,687	888	45,377	5,933	4,016
Muskat Territory and Trucial Oman	—	—	—	—	—	8,667	6,885	32,020	12,030	7,028
Iraq	—	—	—	—	—	17,850	17,083	32,044	7,857	3,854
Persia	—	—	—	—	—	9,066	10,590	60,226	4,487	6,298
Java	—	—	—	—	—	8,31,991	2,60,711	4,79,468	4,22,336	2,30,598
Philippines	—	—	—	—	—	55	6,264	5,587	1,920	16,823
China *(exclusive of Hong-kong and Macão)*	—	—	—	—	—	3,44,465	2,98,424	2,25,584	1,70,361	1,54,340
Japan	—	—	—	—	—	3,37,487	2,08,578	1,52,275	3,60,632	5,69,561
Egypt	—	—	—	—	—	6,579	15,233	6,049	4,437	1,102
Portuguese East Africa	—	—	—	—	—	6,017	6,415	3,030	801	146
United States of America—										
Via Atlantic Coast	—	—	—	—	—	17,68,605	18,70,838	13,04,501	8,29,540	6,76,481
„ Pacific „	—	—	—	—	—	30,36,444	21,71,101	9,05,899	10,20,957	6,98,264
Uruguay	—	—	—	—	—	2,671	15,435	..	..	805
Argentine Republic *(including the Atlantic Coast of Patagonia)*	—	—	—	—	—	1,100	17,931	11,951	6,009	17,042
Other Foreign Countries	—	—	—	—	—	13,628	11,448	10,330	11,151	13,152
TOTAL FOREIGN COUNTRIES	—	..	—	—	—	2,71,33,486	2,36,01,642	1,40,69,512	1,03,54,330	70,13,853
Share of Bengal	—	—	—	—	—	*1,31,04,326*	*1,13,57,625*	*86,93,742*	*10,40,180*	*69,09,817*
„ *Bombay*	—	—	—	—	—	*1,16,44,322*	*1,05,98,972*	*74,81,734*	*68,84,201*	*60,24,548*
„ *Sind*	—	—	—	—	—	*86,04,723*	*64,17,384*	*35,95,628*	*30,08,434*	*30,94,122*
„ *Madras*	—	—	—	—	—	*73,27,527*	*71,98,419*	*56,30,591*	*42,80,096*	*40,51,915*
„ *Burma*	—	—	—	—	—	*1,56,80,292*	*1,38,06,136*	*87,44,571*	*80,74,464*	*70,15,485*
TOTAL	—	—	—	—	—	8,63,61,190	4,87,78,536	3,41,26,2 6	2,92,87,375	2,71,55,887
Rubber—										
Raw (H. S.)—	Lbs.	Lbs.	Lbs.	Lbs.	Lbs.					
United Kingdom *(including Channel Islands)*	826	..	5	4,517	142,419	1,222	..	9	1,314	33,282
Ceylon *(including Maldive)*	228,400	175,309	284,883	196,638	836,354	1,71,245	1,11,107	96,753	83,396	1,90,318
Straits Settlements	97,034	47,895	160,112	151,294	708,914	80,871	2:41	30,609	29,825	142,442
Other British Possessions	..	..	..	44,80	11 200	..	..	..	4 200	1,799
TOTAL BRITISH EMPIRE	326,850	223,494	445,0 3	3,99,269	1,74,,187	2,53,338	1,40 5:4	1,27,371	59,735	3,67,781
Java	..	..	..	..	35,178	..	..	..	..	7,366
Japan	..	..	11,200	56,000	1:1	..	..	2,151	10,466	21
Other Foreign Countries	224	..		..	7,168	420	..	..	..	1,463
TOTAL FOREIGN COUNTRIES	224	..	11,200	74,000	42,457	420	..	2,151	10,466	8,850

No. 10—*continued*

ARTICLES, AND COUNTRIES OF CONSIGNMENT; ALSO SHARE OF EACH PROVINCE	Quantity					Value				
	1929-30	1930-31	1931-32	1932-33	1933-34	1929-30	1930-31	1931-32	1932-33	1933-34
Rubber—*continued*										
Raw (II. J)—continued	Cwts.	Cwts.	Cwts.	Cwts.	Cwts.	R	R	R	R	R
Share of Bengal	*205,424*	*79,705*	*2[illegible],165*	*3,57,152*	*1,316,692*	*1,32,188*	*46,014*	*[illegible],401*	*[illegible],328*	*5,70,037*
,, *Bombay*	*119,444*	*138,533*	*208,108*	*80,965*	*436,995*	*99,709*	*89,957*	*[illegible],515*	*[illegible],917*	*97,894*
,, *Sind*	*1,008*	*2,302*	*11,086*	*6,707*	*40,257*	*803*	*2,534*	*3,912*	*896*	*3,450*
,, *Madras*	*154*	*350*	*4,036*	*89*	..	*116*	*599*	*1,456*	*11*	..
,, *Burma*	*1,050*	*2,601*	*2,503*	*10,366*	..	*948*	*1,002*	*840*	*2,554*	..
TOTAL	327,074	223,494	456,203	455,269	1,790,944	2,53,758	1,40,526	1,[illegible],[illegible]2[illegible]	70[illegible]01	3,76,031
Manufactures—										
Pneumatic motor covers (III. N)—	No.	No.	No.	No.	No.					
United Kingdom (*including* Channel Islands)	132,443	81,134	87,109	107,528	197,411	59,36,576	37,03,086	30,76,39[illegible]	44,80,766	70,80,739
Ceylon (*excluding* Maldives)	289	424	1,298	432	1,046	11,834	17,171	48,806	15,882	32,493
Straits Settlements	3,329	3,513	957	1,139	810	77,718	95,582	31,287	37,706	10,9[illegible]
Federated Malay States	473	..	410	6	..	10,383	..	22,59[illegible]	207	..
Canada—										
Vid Atlantic Coast	117,301	54,776	23,924	11,546	21,022	53,12,634	20,27,993	7,55,106	4,58,245	6,52,399
,, Pacific	..	95	20	861	607	..	2,806	310	37,901	23,724
Commonwealth of Australia	15	712	557	..	..	3,055	20,040	15,052	..	..
Other British Possessions	26	320	52	..	2	962	8,939	1,310	..	56
TOTAL BRITISH EMPIRE	253,826	140,974	114,327	121,518	220,398	1,13,53,152	58,75,617	39,52,858	50,10,107	78,00,820
Germany	85,876	31,191	17,723	16,141	9,501	19,33,687	17,12,452	7,80,133	8,08,007	3,96,332
Belgium	839	4,504	616	5,9[illegible]4	3,612	21,809	1,49,675	36,194	2,69,586	1,34,027
France	33,582	19,803	22,683	15,214	7,809	11,42,426	6,46,409	7,54,320	6,10,048	3,00,149
Italy (*including* Fiume)	49,114	28,004	30,416	32,415	10,521	21,40,917	13,42,500	12,46,039	13,84,632	3,75,301
Turkey, European	..	440	..	..	..	..	18,604	..	..	..
Iraq	55	403	..	..	..	3,182	12,399	..	..	..
Persia	87	955	271	162	195	1,780	46,163	30,856	4,769	4,398
Java	50	1,417	382	171	..	2,109	30,314	13,783	4,472	..
Siam	719	629	26	..	26	38,568	12,918	1,039	..	421
Japan	160	892	1,997	13,180	22,913	4,837	41,173	43,561	4,33,981	6,93,539
United States of America—										
Vid Atlantic Coast	111,396	140,[illegible]13	157,745	83,486	36,0[illegible]0	58,51,188	68,82,908	6[illegible],87,761	38,70,112	15,58,497
,, Pacific ,,	1,358	254	1,337	3,349	1,857	57,168	5,7[illegible]	6[illegible],619	1,73,803	78,036
Other Foreign Countries	102	448	403	106	60	6,473	11,7[illegible]	11,[illegible]09	3,[illegible]10	1,524
TOTAL FOREIGN COUNTRIES	283,348	229,475	233,799	170,248	90,994	1,12,03,[illegible]80	1,09,21,96[illegible]	95,10,214	76,03,815	35,32,301
Share of Bengal	*85,906*	*63,519*	*61,473*	*5[illegible],639*	*61,107*	*35,49,674*	*26,33,18*	*20,73,589*	*2[illegible],04,46*	*13,10,673*
,, *Bombay*	*139,507*	*121,[illegible]13*	*97,[illegible]83*	*109,001*	*113,606*	*61,77,340*	*54,72,[illegible]35*	*36,[illegible],9[illegible]6*	*45,23,903*	*24,79,726*
,, *Sind*	*110,450*	*83,910*	*90,368*	*50,909*	*35,991*	*61,13,936*	*42,45,48[illegible]*	*42,69,116*	*27,03,484*	*2[illegible],81,440*
,, *Madras*	*103,160*	*78,147*	*70,258*	*56,400*	*64,120*	*46,70,897*	*31,[illegible]6,[illegible]2*	*25,6[illegible],480*	*23,[illegible],[illegible]16*	*21,47,736*
,, *Burma*	*49,151*	*24,740*	*28,464*	*24,[illegible]11*	*23,478*	*20,44,956*	*12,79,402*	*10,00,933*	*8,61,475*	*5,01,044*
TOTAL	487,174	370,44[illegible]	348,12[illegible]	291,760	311,302	2,25,56,802	1,67,[illegible]7,577	1,34,63,07[illegible]	1,25,73,422	1,17,32,621
Pneumatic motor tubes (III. N)—	No.	No.	No.	No.	No.					
United Kingdom (*including* Channel Islands)	181,135	106,584	92,[illegible]46	106,944	205,81[illegible]	12,98,091	7,6[illegible],38[illegible]	5,07,11[illegible]	6,57,[illegible]83	11,04,631
Ceylon (*excluding* Maldives)	246	706	6[illegible]5	1,340	611	1,688	8,591	5,0[illegible]9	8,451	2,695
Straits Settlements	643	787	431	609	284	2,769	6,696	2,151	3,[illegible]11	1,3[illegible]2
Canada—										
Vid Atlantic Coast	98,267	53,123	20,960	10,624	13,878	7,76,645	4,14,[illegible]75	1,[illegible]5,971	67,274	78,[illegible]99
,, Pacific ,,	..	110	..	744	426	..	504	..	6,[illegible]89	2,718
Other British Possessions	68	831	1 9	..	2	425	4,739	9 9	..	8
TOTAL BRITISH EMPIRE	280,359	162,091	114,891	120,261	220,810	23,[illegible],815	12,[illegible],79[illegible]	6,21,1[illegible]7	7,61,[illegible]68	11,[illegible],[illegible]40

No. 10– *continued*

ARTICLES, AND COUNTRIES OF CONSIGNMENT; ALSO SHARE OF EACH PROVINCE	Quantity					Value				
	1929-30	1930-31	1931-32	1932-33	1933-34	1929-30	1930-31	1931-32	1932-33	1933-34
						R	R	R	R	R
Rubber—*continued*										
Manufactures—continued										
Pneumatic motor tubes (III. N)—*continued*	No.	No.	No.	No.	No.					
Germany	31,106	25,213	17,491	13,637	7,805	2,82,171	2,45,171	1,17,534	97,884	47,681
Belgium	18	3,498	2,072	4,412	3,295	168	18,794	6,806	30,243	16,278
France	55,970	57,111	48,888	39,981	16,095	4,37,034	4,01,683	2,71,104	2,50,026	89,845
Italy (*including* Fiume)	16,725	4,222	3,561	2,451	344	1,05,446	34,418	23,549	16,812	1,701
Persia	4	1,516	8	297	170	27	14,541	23	1,646	631
Japan	..	3,429	776	9,601	14,861	..	25,634	2,903	51,098	67,285
United States of America—										
Vid Atlantic Coast	65,687	108,457	148,520	82,091	21,324	5,58,557	8,89,439	9,60,284	5,86,737	1,21,768
,, Pacific ,,	1,841	5	2,874	2,286	82	13,162	29	13,975	15,124	684
Other Foreign Countries	42	640	270	447	43	647	4,523	1,425	2,272	107
TOTAL FOREIGN COUNTRIES	170,893	204,086	223,960	155,003	64,109	13,97,052	16,37,182	13,97,303	10,51,842	3,45,880
Share of Bengal	*81,091*	*63,132*	*63,889*	*47,814*	*53,100*	*6,79,577*	*4,60,767*	*3,45,285*	*2,80,165*	*2,76,763*
,, *Bombay*	*138,296*	*186,671*	*105,148*	*110,557*	*106,831*	*9,93,436*	*9,34,795*	*6,12,584*	*7,02,450*	*5,31,264*
,, *Sind*	*102,021*	*90,707*	*81,258*	*60,678*	*53,984*	*9,04,436*	*7,81,275*	*5,45,906*	*3,63,261*	*3,18,847*
,, *Madras*	*88,140*	*61,115*	*68,250*	*44,980*	*50,502*	*6,96,444*	*4,61,657*	*3,68,884*	*3,14,307*	*2,68,479*
,, *Burma*	*41,004*	*25,052*	*25,324*	*21,541*	*2 ,502*	*2,99,724*	*2,01,490*	*1,45,831*	*1,33,007*	*1,10,397*
TOTAL	451,252	366,177	338,851	275,264	284,019	34,73,667	28,39,974	20,18,490	17,03,250	15,95,740
Pneumatic motor cycle covers (III. N)—	No.	No.	No	No.	No.					
United Kingdom (*excluding* Channel Islands)	10,930	3,189	4,016	3,202	3,750	78,491	47,243	61,408	51,402	63,083
Canada—										
Vid Atlantic Coast	702	1,162	1,323	303	88	11,553	17,074	16,466	4,818	1,001
,, Pacific ,,	..	5	..	..	..	..	74	..	..	..
Other British Possessions	42	150	179	51	20	597	2,312	2,322	723	188
TOTAL BRITISH EMPIRE	11,764	4,455	6,117	3,616	3,858	90,641	66,703	80,196	56,953	64,272
Germany	341	409	94	72	10	5,630	6,090	1,224	1,059	136
France	3,901	3,981	1,546	85	207	16,076	19,120	10,190	1,110	2,334
Italy (*including* Fiume)	187	212	483	854	431	2,716	3,496	5,757	11,312	4,920
United States of America—										
Vid Atlantic Coast	285	311	658	497	208	4,369	4,885	8,765	7,605	2,412
,, Pacific ,,	381	10	..	..	1	10,568	158	..	..	8
Other Foreign Countries	..	824	3	223	404	..	1,758	41	2,784	4,011
TOTAL FOREIGN COUNTRIES	4,495	4,617	2,784	1,731	1,261	39,359	35,487	25,977	23,870	13,824
Share of Bengal	*2,039*	*2,188*	*1,527*	*599*	*740*	*36,748*	*33,651*	*14,013*	*13,681*	*23,559*
,, *Bombay*	*2,313*	*2,368*	*2,330*	*2,214*	*2,060*	*34,624*	*34,434*	*28,470*	*31,345*	*25,554*
,, *Sind*	*2 161*	*1,836*	*2,278*	*819*	*1,313*	*32,010*	*28,023*	*29,759*	*12,904*	*14,512*
,, *Madras*	*1,206*	*1,170*	*2,018*	*1,009*	*810*	*16,796*	*17,142*	*26,597*	*14,523*	*10,406*
,, *Burma*	*810*	*428*	*353*	*646*	*290*	*9,522*	*7,569*	*7,623*	*5,670*	*3,765*
TOTAL	16,254	9,072	8,801	5,847	5,119	1,30,000	1,03,140	1,06,173	80,323	78,096
Pneumatic motor cycle tubes (III. N)—	No.	No.	No.	No.	No.					
United Kingdom (*excluding* Channel Islands)	7,181	6,150	7,732	6,406	7,36	20,280	18,137	19,287	14,778	17,524
Canada—										
Vid Atlantic Coast	1,413	2,420	2,786	1,230	78	3,478	8,146	6,163	3,205	168
Other British Possessions	60	167	136	28	10	338	847	420	61	17
TOTAL BRITISH EMPIRE	8,654	8,743	10,654	6,703	7,410	24,091	26,630	25,850	18,044	17,709

No. 10—*continued*

ARTICLES, AND COUNTRIES OF CONSIGNMENT; ALSO SHARE OF EACH PROVINCE	Quantity					Value				
	1929-30	1930-31	1931-32	1932-33	1933-34	1929-30	1930-31	1931-32	1932-33	1933-34
						R	R	R	R	R
Rubber—*continued*										
***Manufactures*—continued**										
Pneumatic motor cycle tubes (III. N)—*continued*	No.	No.	No.	No.	No.					
France	4,352	4,463	1,182	1,580	410	5,153	6,332	2,[illegible]94	4,1[illegible]	800
Other Foreign Countries	1,220	3,023	2,365	2,134	826	4,993	6,824	6,846	5,[illegible]74	1,666
TOTAL FOREIGN COUNTRIES	5,572	7,486	3,547	3,713	1,245	11,146	13,756	9,240	9,[illegible]58	2,536
Share of Bengal	*1,241*	*5,179*	*1,459*	*954*	*1,237*	*5,709*	*5,756*	*4,183*	*2,617*	*3,187*
,, *Bombay*	*3,904*	*4,367*	*4,423*	*4,430*	*3,613*	*19,152*	*14,896*	*10,650*	*11,629*	*8,313*
,, *Sind*	*3,765*	*4,078*	*6,490*	*2,506*	*2,120*	*10,530*	*11,944*	*11,048*	*7,[illegible]24*	*4,792*
,, *Madras*	*1,547*	*2,039*	*3,013*	*1,488*	*1,249*	*4,568*	*5,758*	*7,751*	*4,457*	*2,[illegible]89*
,, *Burma*	*769*	*586*	*816*	*661*	*476*	*2,348*	*1,905*	*3,068*	*1,414*	*1,[illegible]3*
TOTAL	14,226	16,829	14,201	10,426	8,695	55,237	39,886	35,090	27,599	20,265
Pneumatic cycle covers (III. N)—	No.	No.	No.	No.	No.					
United Kingdom (*including* Channel Islands)	841,232	629,504	956,274	773,018	1,117,219	14,21,461	10,40,243	14,56,697	11,78,966	14,80,193
Straits Settlements	..	..	..	31,330	21,137	..	..	..	32,416	19,592
Other British Possessions	59	224	113	985	..	63	290	239	1,[illegible]81	..
TOTAL BRITISH EMPIRE	841,291	629,728	956,387	805,333	1,138,356	14,21,524	10,40,533	14,56,936	12,13,[illegible]86	14,99,785
Germany	119,582	101,899	240,467	45,090	37,714	1,77,840	1,47,484	3,33,453	65,259	86,748
Netherlands	8,080	18,774	9,643	21,989	8,719	11,814	16,538	11,936	27,049	10,579
Belgium	..	..	3	1,661	32,810	..	..	6	1,280	86,213
France	202,702	182,656	172,347	86,134	96,676	3,21,594	3,40,254	2,46,161	1,41,477	1,23,787
Italy (*including* Fiume)	38,737	182,065	231,013	37,048	21,070	69,948	2,15,868	3,57,758	53,095	27,149
Austria	..	15,000	500	600	..	..	23,207	691	660	..
Japan	1	14,914	20,417	366,789	416,070	7	21,801	22,093	3,77,4[illegible]	4,[illegible],217
Other Foreign Countries	272	2	195	91	99	2,287	3	3,[illegible]86	546	724
TOTAL FOREIGN COUNTRIES	369,383	460,010	677,625	559,312	614,064	5,83,490	7,71,140	10,16,831	6,67,[illegible]07	6,3[illegible],721
Share of Bengal	*396,706*	*314 276*	*390,135*	*423,109*	*592,874*	*6,11,101*	*5,31,366*	*5,95,615*	*5,46,647*	*7,05,346*
,, *Bombay*	*379,361*	*459,816*	*696,668*	*480,703*	*527,288*	*6,40,895*	*7,71,048*	*10,61,632*	*6,74,100*	*6,84,740*
,, *Sind*	*176,023*	*190,113*	*256,389*	*209,689*	*288,926*	*2,76,038*	*3,10,885*	*3,70,124*	*2,49,[illegible]74*	*2,94,618*
,, *Madras*	*211,182*	*168,510*	*230,214*	*178,117*	*288,314*	*3,45,676*	*2,30,4[illegible]0*	*3,27,597*	*2,45,[illegible]15*	*3,66,836*
,, *Burma*	*50,402*	*62,023*	*60,366*	*81,627*	*75,118*	*1,11,784*	*97,617*	*1,18,493*	*1,81,0[illegible]3*	*[illegible],647*
TOTAL	1,213,674	1,099,738	1,631,012	1,388,545	1,772,420	20,05,504	18,11,673	24,73,167	18,80,[illegible]08	21,38,106
Pneumatic cycle tubes (III. N)—	No.	No.	No.	No.	No.					
United Kingdom (*including* Channel Islands)	775,894	537,109	877,700	685,025	947,698	8,19,214	5,40,439	7,76,333	6,04,[illegible]48	7,11,684
Straits Settlements	5,296	12,577	18,855	81,976	38,950	3,066	23,561	9,221	21,[illegible]11	10,601
Other British Possessions	..	..	..	215	500	..	..	..	335	196
TOTAL BRITISH EMPIRE	781,190	579,686	896,555	767,219	987,148	8,22,300	5,64,020	7,85,554	6,26,[illegible]14	7,22,489
Germany	258,367	321,368	214,515	29,078	55,134	2,33,585	2,75,683	1,[illegible]2,551	21,600	34,264
Netherlands	72,941	81,934	63,148	23,923	1,235	61,143	63,[illegible]5	13,204	11,[illegible]85	554
Belgium	..	..	..	100	29,033	..	..	..	35	12,[illegible]68
France	201,502	241,975	236,722	71,847	150,296	2,39,606	2,47,[illegible]37	2,06,941	65,[illegible]75	85,77[illegible]
Italy (*including* Fiume)	500	21,175	21,019	24,900	6,150	352	18,80[illegible]	13,401	14,[illegible]81	2,901
Austria	..	..	11,400	..	..	..	..	8,700	..	..
Japan	12,[illegible]00	7,211	207,572	857,948	841,614	9,121	28,[illegible]72	1,36,129	2,40,[illegible]1	2,62,7[illegible]6
Other Foreign Countries	..	..	196	176	48	..	..	893	107	166
TOTAL FOREIGN COUNTRIES	655,616	727,751	834,179	2,011,812	1,084,010	5,23,807	6,81,077	5,38,5[illegible]9	2,3[illegible],[illegible]11	3,47,319

No. 10 - *continued*

ARTICLES AND COUNTRIES OF CONSIGNMENT; ALSO SHARE OF EACH PROVINCE	QUANTITY					VALUE				
	1929-30	1930-31	1931-32	1932-33	1933-34	1929-30	1930-31	1931-32	1932-33	1933-34
						R	R	R	R	R
Rubber—*continued*										
***Manufactures*—continued**										
Pneumatic cycle tubes (III. O) —*continued*	No.	No.	No.	No.	No.					
Share of Bengal	*433,104*	*363,851*	*424,623*	*559,814*	*643,383*	*3,57,718*	*3,14,666*	*3,07,786*	*3,66,845*	*3,06,659*
,, *Bombay*	*508,592*	*509,936*	*774,810*	*644,916*	*716,815*	*5,29,148*	*5,02,012*	*5,59,663*	*3,35,597*	*3,75,537*
,, *Sind*	*230,545*	*236,887*	*263,198*	*323,646*	*368,587*	*2,25,007*	*1,96,930*	*2,08,684*	*1,62,420*	*1,85,630*
,, *Madras*	*206,336*	*164,014*	*217,122*	*168,039*	*258,168*	*2,17,183*	*1,85,070*	*1,77,244*	*1,16,246*	*1,65,271*
,, *Burma*	*58,230*	*50,229*	*58,681*	*83,177*	*84,305*	*47,057*	*43,419*	*36,056*	*40,023*	*37,602*
TOTAL	1,436,806	1,307,187	1,780,784	1,779,031	2,071,158	13,76,107	11,95,097	13,13,873	9,60,131	10,69,699
Solid rubber tyres for motor vehicles (III. N) —	No.	No.	No.	No.	No.					
United Kingdom (*excluding* Channel Islands)	2,415	2,255	1,800	1,800	2,368	2,53,394	2,21,505	1,09,372	1,83,434	2,37,433
Ceylon (*excluding* Maldives)	9	41	81	22	88	807	3,152	8,077	2,348	3,533
Straits Settlements	57	41	44	8	18	5,794	2,532	0,817	1,659	1,580
Canada—										
Vid Atlantic Coast	200	..	2	1	..	25,605	..	142	85	..
,, Pacific ,,	..	..	..	4	..	..	..	..	274	..
Other British Possessions	..	14	7	..	..	..	1,628	644	..	..
TOTAL BRITISH EMPIRE	2,681	2,354	1,934	1,835	2,424	2,85,660	2,31,817	1,85,152	1,87,801	2,42,546
Germany	1,151	521	646	287	503	1,79,067	63,800	85,515	83,184	56,832
Italy (*including* Fiume)	110	25	20	..	..	9,166	2,187	1,621	..	..
United States of America—										
Vid Atlantic Coast	2,007	1,569	638	678	243	2,88,831	1,61,699	98,273	84,585	55,778
,, Pacific ,,	..	..	..	100	..	51	..	..	6,857	..
Other Foreign Countries	31	9	50	25	10	2,510	1,555	5,464	1,778	874
TOTAL FOREIGN COUNTRIES	3,299	2,121	1,554	1,090	756	4,79,325	2,32,337	1,90,873	1,26,404	93,479
Share of Bengal	*1,902*	*1,053*	*1,166*	*826*	*408*	*2,27,503*	*1,22,459*	*1,15,851*	*87,178*	*37,269*
,, *Bombay*	*2,719*	*1,244*	*1,341*	*1,250*	*1,693*	*3,95,651*	*1,59,671*	*1,74,177*	*1,52,139*	*2,05,365*
,, *Sind*	*383*	*813*	*618*	*348*	*517*	*52,534*	*98,700*	*59,651*	*28,342*	*58,748*
,, *Madras*	*491*	*889*	*170*	*281*	*128*	*45,797*	*61,766*	*14,106*	*18,755*	*12,177*
,, *Burma*	*883*	*479*	*208*	*278*	*634*	*43,52A*	*27,50A*	*12,330*	*17,690*	*21,566*
TOTAL	6,980	4,478	3,488	2,925	3,180	7,04,985	4,64,154	3,76,02	3,11,204	3,36,025
Other manufactures (*except* apparel and boots and shoes) (III. S) —										
United Kingdom (*excluding* Channel Islands)	—	—	—	—	—	12,92,414	10,11,687	8,65,824	8,15,291	9,71,40
Ceylon (*excluding* Maldives)	—	—	—	—	—	4,292	2,704	5,383	21,185	1,715
Straits Settlements	—	—	—	—	—	1,16,928	65,176	79,435	1,01,761	91,881
Canada—										
Vid Atlantic Coast	—	—	—	—	—	48,911	26,578	18,455	19,852	12,167
,, Pacific ,,	—	—	—	—	—	..	..	..	48	5
Other British Possessions	—	—	—	—	—	811	780	65	606	2,727
TOTAL BRITISH EMPIRE	—	—	—	—	—	14,63,353	11,12,275	9,35,842	9,82,616	10,35,905
Denmark	—	—	—	—	—	..	661	6,271	6	300
Germany	—	—	—	—	—	5,76,938	4,94,744	4,58,971	4,45,155	3,26,926
Netherlands	—	—	—	—	—	8,311	1,860	71	1,2 5	739
Belgium	—	—	—	—	—	18,175	18,223	5,927	8,074	3,857
France	—	—	—	—	—	11,142	21,774	19,726	13,609	8,007
Italy (*excluding* Fiume)	—	—	—	—	—	31,444	12,853	27,200	21,149	7,679
Austria	—	—	—	—	—	9,826	31,128	40,707	20,201	41,355
Hungary	—	—	—	—	—	..	809	11,105	10,601	27,419
Japan	—	—	—	—	—	87,953	1,01,891	98,242	1,00,265	4,52,705

No. 10—*continued*

ARTICLES AND COUNTRIES OF CONSIGNMENT AND SHARE OF EACH PROVINCE	QUANTITY					VALUE				
	1929-30	1930-31	1931-32	1932-33	1933-34	1929-30	1930-31	1931-32	1932-33	1933-34
						R	R	R	R	R
Rubber—*continued*										
Manufactures—continued										
Other manufactures (*except* apparel and boots and shoes) (III. N)—*continued*										
United States of America—										
Vid Atlantic Coast	—	—	—	—	—	4,68,507	6,23,631	6,48,478	4,89,058	3,35,864
,, Pacific ,,	—	—	—	—	—	13,542	4,644	648	518	772
Other Foreign Countries	—	—	—	—	—	2,[illegible]24	3,477	4,006	7,584	6,516
TOTAL FOREIGN COUNTRIES	—	—	—	—	—	12,07,862	13,20,811	13,16,349	12,22,630	12,[illegible]2,138
Share of Bengal	—	—	—	—	—	*10,59,396*	*8,84,[illegible]*	*7,99,311*	*7,37,046*	*7,99,915*
,, *Bombay*	—	—	—	—	—	*8,63,767*	*7,63,910*	*7,75,867*	*7,59,631*	*8,17,464*
,, *Sind*	—	—	—	—	—	*2,79,047*	*2,19,214*	*3,48,165*	*3,[illegible],715*	*3,89,014*
,, *Madras*	—	—	—	—	—	*1,65,456*	*1,33,847*	*1,34,547*	*1,56,708*	*1,57,470*
,, *Burma*	—	—	—	—	—	*3,00,349*	*2,53,868*	*2,24,351*	*1,[illegible]6,[illegible]*	*1,89,174*
TOTAL	—	—	—	—	—	26,71,215	24,58,086	22,[illegible],191	22,[illegible],166	22,48,045
Total value of Rubber manufactures—										
United Kingdom (*including* Channel Islands)	—	—	—	—	—	1,11,44,921	73,59,725	69,[illegible],128	80,[illegible],464	1,16,22,597
Ceylon (*excluding* Maldives)	—	—	—	—	—	19,460	33,000	68,051	51,076	40,605
Straits Settlements	—	—	—	—	—	2,06,443	1,98,761	1,28,781	1,98,444	1,35,991
Federated Malay States	—	—	—	—	—	10,911	..	22,597	207	806
Canada—										
Vid Atlantic Coast	—	—	—	—	—	61,80,821	24,93,866	8,90,103	8,26,979	7,44,231
,, Pacific ,,	—	—	—	—	—	..	3,[illegible]4	310	42,612	26,467
Commonwealth of Australia	—	—	—	—	—	3,625	26,999	17,966	..	127
Other British Possessions	—	—	—	—	—	1,155	9,643	2,579	774	1,[illegible]75
TOTAL BRITISH EMPIRE	—	—	—	—	—	1,75,67,336	1,01,20,887	80,[illegible],75	88,26,560	1,25,72,786
Denmark	—	—	—	—	—	..	661	6,271	6	300
Germany	—	—	—	—	—	33,59,832	29,47,892	19,39,278	14,72,498	8,96,989
Netherlands	—	—	—	—	—	60,768	63,119	85,211	40,709	11,823
Belgium	—	—	—	—	—	40,217	1,87,874	49,057	3,10,922	1,95,304
France	—	—	—	—	—	21,74,021	16,[illegible]2,[illegible]4	15,61,[illegible]36	10,66,980	6,11,612
Italy (*including* Fiume)	—	—	—	—	—	25,62,184	16,47,440	16,76,742	15,02,509	4,19,825
Austria	—	—	—	—	—	9,626	56,[illegible]65	47,429	28,642	41,355
Hungary	—	—	—	—	—	..	300	11,105	10,6[illegible]1	27,416
Turkey, European	—	—	—	—	—	..	18,604	..	..	..
Iraq	—	—	—	—	—	3,459	15,647	..	60	1
Persia	—	—	—	—	—	1,818	60,790	30,916	6,708	8,029
Java	—	—	—	—	—	3,645	40,645	15,069	6,811	661
Siam	—	—	—	—	—	29,928	12,869	1,065	9	463
China (*exclusive* of Hongkong and Macao)	—	—	—	—	—	1,227	6,493	7,109	165	518
Japan	—	—	—	—	—	81,418	2,19,224	3,03,531	13,05,428	18,30,119
United States of America—										
Vid Atlantic Coast	—	—	—	—	—	71,76,197	85,76,[illegible]9	82,[illegible],576	50,61,963	20,58,284
,, Pacific ,,	—	—	—	—	—	94,491	10,582	8[illegible],286	1,96,302	79,400
Other Foreign Countries	—	—	—	—	—	7,205	8,[illegible]3	11,531	10,718	7,749
TOTAL FOREIGN COUNTRIES	—	—	—	—	—	1,54,46,181	1,5[illegible],67,750	1,40,24,806	1,09,95,[illegible]31	61,[illegible],809
Share of Bengal	—	—	—	—	—	*64,67,428*	*6[illegible],[illegible],491*	*42,45,[illegible]19*	*39,77,[illegible]22*	*[illegible],[illegible],[illegible]58*
,, *Bombay*	—	—	—	—	—	*96,67,093*	*86,51,[illegible]6*	*69,96,[illegible]35*	*72,24,[illegible]74*	*64,37,[illegible]68*
,, *Sind*	—	—	—	—	—	*73,93,532*	*[illegible]7,[illegible]*	*[illegible]8,[illegible]60*	*[illegible],91,692*	*[illegible],49,901*
,, *Madras*	—	—	—	—	—	*61,65,787*	*6[illegible],[illegible]03*	*[illegible],61,[illegible]26*	*[illegible],47,[illegible]36*	*[illegible],[illegible],[illegible]40*
,, *Burma*	—	—	—	—	—	*[illegible],59,477*	*[illegible],47,[illegible]*	*[illegible],[illegible],[illegible]17*	*[illegible],[illegible],[illegible]48*	*[illegible],63,[illegible]1*
TOTAL	—	—	—	—	—	3,30,13,517	2,[illegible],[illegible],787	2,20,[illegible],881	1,[illegible],[illegible],291	1,87,[illegible],[illegible]55
Total value of Rubber Raw and Manufactures	—	—	—	—	—	3,32,67,275	2,[illegible],[illegible],63	2,22,27,[illegible]03	1,[illegible],[illegible],492	1,91,[illegible],[illegible]26

No. 10—*continued*

ARTICLES, AND COUNTRIES OF CONSIGNMENT; ALSO SHARE OF EACH PROVINCE	QUANTITY					VALUE				
	1929-30	1930-31	1931-32	1932-33	1933-34	1929-30	1930-31	1931-32	1932-33	1933-34
						R	R	R	R	R
Salt (III)—	Tons	Tons	Tons	Tons	Tons					
United Kingdom (*including* Channel Islands)	83,094	41,597	25,553	24,662	527	19,49,321	8,86,174	5,66,419	4,51,648	75,376
Gibraltar	..	2,236	..	..	..	..	49,128	..	..	..
Aden and Dependencies	231,710	188,456	313,634	284,884	280,293	44,13,318	27,95,994	48,75,570	39,74,344	36,89,044
Other British Possessions	22	18	4	6	7	2,068	1,697	500	628	773
TOTAL BRITISH EMPIRE	314,826	232,307	339,191	309,552	280,827	63,64,707	37,32,988	54,42,495	44,26,616	37,05,193
Germany	62,904	97,014	25,609	57,390	56,330	14,29,629	20,24,893	4,81,707	9,70,107	8,43,345
Netherlands	..	..	..	842	..	..	..	..	17,004	170
Spain	69,368	66,916	3,781	27,828	2,289	14,13,548	10,45,095	67,389	4,09,462	31,778
Roumania	7,876	..	..	..	..	1,50,091	...	..	..	..
Java	..	2,055	..	..	..	50	44,327	22	31	2
Egypt	104,879	134,551	15,305	39,876	10,552	20,64,875	21,98,051	2,28,090	5,70,803	1,45,457
Tripoli (Libya)	..	..	..	..	725	..	..	..	..	8,912
Portuguese East Africa	..	2,177	..	..	..	..	48,165	..	..	..
Italian East Africa (Somaliland and Eritrea)	68,465	154,139	67,196	103,443	12,067	18,17,386	22,17,506	9,78,362	14,18,587	1,82,446
French Somaliland	15,522	13,600	..	5,190	..	2,95,642	1,80,248	..	73,570	..
Other Foreign Countries	6	4	2	3	13	2,607	1,821	804	841	1,201
TOTAL FOREIGN COUNTRIES	329,020	471,336	111,893	234,572	82,876	66,73,922	77,64,106	17,56,374	34,69,304	12,13,306
Share of Bengal	*549,387*	*614,656*	*401,663*	*462,202*	*353,325*	*1,05,73,551*	*93,15,118*	*62,00,408*	*64,16,797*	*42,71,193*
,, *Bombay*	*328*	*231*	*189*	*160*	*183*	*35,159*	*35,124*	*28,211*	*25,307*	*25,305*
,, *Sind*	*90*	*87*	*78*	*63*	*73*	*20,118*	*15,499*	*17,281*	*12,927*	*15,920*
,, *Madras*	*105*	*104*	*110*	*80*	*118*	*21,702*	*21,932*	*22,497*	*16,322*	*20,423*
,, *Burma*	*94,086*	*88,588*	*49,044*	*81,619*	*39,004*	*23,88,099*	*21,06,417*	*9,30,472*	*14,24,626*	*6,45,748*
TOTAL	648,846	703,643	451,084	544,124	372,703	1,30,38,629	1,14,97,094	71,98,869	78,95,979	49,78,689
Seeds—										
Oilseeds—										
Essential (II. K)—	Tons	Tons	Tons	Tons	Tons					
United Kingdom (*including* Channel Islands)	22	..	5	..	8	7,763	189	2,307	230	2,783
Ceylon (*excluding* Maldives)	403	53	165	1	..	2,08,989	9,828	34,400	199	5
Straits Settlements	22	..	..	..	..	8,199	171	80	60	9
Other British Possessions	..	..	..	..	..	560	5	..	7	10
TOTAL BRITISH EMPIRE	537	53	170	1	8	2,20,511	10,193	36,787	496	2,807
U. S. S. R.—										
Northern	5	37	..	..	6	3,102	20,950	..	..	2,876
Germany	57	41	16	87	73	20,504	14,712	4,225	25,080	21,270
Netherlands	234	165	116	140	70	80,136	65,635	40,842	47,672	22,076
France	1,022	15	302	35	3	6,06,039	7,621	66,492	12,498	1,810
Spain	..	..	..	14	1	2,927	..	..	5,087	480
Iraq	4	..	9	2	5	10,028	44	3,648	1,721	4,706
Persia	24	67	115	46	170	17,194	36,807	70,679	19,220	60,482
China (*exclusive* of Hong-kong and Macao)	14	6	4	10	1	15,500	3,090	2,253	3,404	819
Japan	..	..	..	56	9	..	..	..	5,625	1,518
Morocco	108	..	..	..	..	70,968	..	..	..	..
Other Foreign Countries	10	2	31	4	2	3,096	918	6,883	1,321	598
TOTAL FOREIGN COUNTRIES	1,466	331	598	394	369	8,38,554	1,49,272	1,95,022	1,19,587	1,16,135
Share of Bengal	*531*	..	..	..	*1*	*3,75,547*	*471*	*84*	*70*	*401*
,, *Bombay*	*574*	*325*	*443*	*373*	*302*	*4,41,466*	*1,44,031*	*1,71,869*	*1,12,641*	*1,15,522*
,, *Sind*	..	*2*	*5*	*11*	*6*	*161*	*2,248*	*2,972*	*2,545*	*2,320*
,, *Madras*	*359*	*47*	*375*	*11*	*1*	*2,41,314*	*12,532*	*56,854*	*3,260*	*659*
,, *Burma*	*3*	..	..	..	..	*683*	*153*	*30*	*67*	..
TOTAL	2,933	384	763	395	117	10,59,985	1,59,465	2,31,809	1,19,083	1,19,942

No. 10—*continued*

ARTICLES, AND COUNTRIES OF CONSIGNMENT; ALSO SHARE OF EACH PROVINCE	QUANTITY					VALUE				
	1929-30	1930-31	1931-32	1932-33	1933-34	1929-30	1930-31	1931-32	1932-33	1933-34
						R	R	R	R	R
Seeds—continued										
Oil seeds—continued										
Non-Essential—										
Copra or coconut kernel (II. K)—	Tons	Tons	Tons	Tons	Tons					
Aden and Dependencies	12	..	88	761	6,188	4,798	..	12,390	1,29,007	9,30,357
Maldives	..	10	60	49	77	18	2,320	10,789	10,927	7,363
Ceylon (*excluding* Maldives)	119	58	1,248	12,629	21,761	49,118	22,128	2,20,79[illegible]	28,28,256	2[illegible],82,523
Zanzibar and Pemba	..	..	57	..	7	..	..	8,104	..	1,199
Kenya Colony	..	..	15	3	..	25	..	5,000	600	..
Seychelles	19	429	751	2,749	1,104	7,480	1,39,630	2,17,631	5,87,028	2,04,472
Other British Possessions	2	..	3	5	3	1,204	..	250	1,362	335
TOTAL BRITISH EMPIRE	152	497	2,222	16,196	29,140	62,643	1,64,078	4,74,963	30,57,180	41,26,249
TOTAL FOREIGN COUNTRIES	..	1	..	12	20	..	356	..	2,503	2,875
Share of Bengal	*110*	*48*	*14*	*20*	*29*	*46,465*	*19,475*	*3,773*	*5,211*	*7,357*
„ *Bombay*	*40*	*436*	*767*	*3,408*	*17,868*	*15,587*	*1,41,956*	*2,73,026*	*7,15,515*	*27,26,819*
„ *Sind*	*1*	..	*1,324*	*6,927*	*7,318*	*418*	..	*2,20,366*	*11,97,280*	*3,82,677*
„ *Madras*	*1*	*14*	*117*	*5,853*	*3,942*	*173*	*2,973*	*27,798*	*11,41,677*	*5,11,936*
„ *Burma*	..	..	..	..	*3*	..	..	..	..	*338*
TOTAL	152	498	2,222	16,208	29,160	62,643	1,64,434	4,74,963	30,59,683	41,29,124
Groundnuts (II. K)—	Tons	Tons	Tons	Tons	Tons					
Straits Settlements	131	30	29	4	1	34,101	8,626	6,623	1,638	900
Other British Possessions	1	..	1	1	..	213	..	341	222	15
TOTAL BRITISH EMPIRE	132	30	30	5	1	34,314	8,626	6,964	1,860	1,005
Java	..	..	36	..	..	..	..	6,786	..	7
Other Foreign Countries	..	..	..	..	..	12	24	15	31	..
TOTAL FOREIGN COUNTRIES	..	..	36	..	..	12	24	6,801	31	7
Share of Bengal	*119*	..	..	..	..	*29,039*	..	..	*30*	..
„ *Bombay*	..	..	*36*	..	..	..	..	*6,781*	*3*	*15*
„ *Madras*	*1*	..	..	..	..	*213*	..	..	..	..
„ *Burma*	*12*	*30*	*30*	*5*	*1*	*5,074*	*8,650*	*6,977*	*1,853*	*997*
TOTAL	132	30	66	5	1	34,326	8,650	13,765	1,891	1,012
Linseed (II. K)—	Tons	Tons	Tons	Tons	Tons					
TOTAL BRITISH EMPIRE	..	..	..	..	..	82	10	.	35	..
Iraq	4	..	..	2	..	716	..	..	201	..
Persia	120	21	43	21	..	21,194	2,861	3,555	1,570	..
TOTAL FOREIGN COUNTRIES	124	21	43	23	..	21,910	2,861	3,555	1,771	..
Share of Bombay	*124*	*21*	*43*	*23*	..	*21,910*	*2,834*	*3,555*	*1,771*	..
„ *Sind*	..	..	..	..	..	..	*36*	..	..	..
„ *Burma*	..	..	..	..	..	*82*	..	..	*35*	..
TOTAL	124	21	43	23	..	21,992	2,871	3,555	1,806	..

No. 10—*continued*

ARTICLES, AND COUNTRIES OF CONSIGNMENT ALSO SHARE OF EACH PROVINCE	QUANTITY					VALUE				
	1929-30	1930-31	1931-32	1932-33	1933-34	1929-30	1930-31	1931-32	1932-33	1933-34
						R	R	R	R	R
Seeds—*continued*										
Oil seeds—concluded										
Non-essential—*continued*										
Sesamum (Til or Jinjili) (II. k)—	Tons	Tons	Tons	Tons	Tons					
Ceylon (*excluding* Maldives)	..	1	1,443	85	..	24	338	1,61,318	10,224	6
Other British Possessions	..	..	304	..	..	178	472	5,695	298	183
TOTAL BRITISH EMPIRE	..	1	1,747	85	..	202	810	1,67,073	10,522	189
Java	..	76	..	..	2	..	7,490	..	..	275
Iraq	10	44	72	..	..	1,553	4,388	7,979	..	..
China (*exclusive of* Hong-kong and Macao)	..	157	..	..	..	..	26,435	..	..	..
Other Foreign Countries	26	30	10	2	1	4,893	3,989	1,039	199	153
TOTAL FOREIGN COUNTRIES	36	306	82	2	3	6,446	42,302	9,018	199	428
Share of Bombay	*11*	*299*	*86*	..	..	*1,634*	*41,027*	*9,585*	..	..
" *Sind*	*25*	..	*9*	*2*	..	*4,812*	..	*298*	*199*	..
" *Madras*	..	*8*	*1,443*	*85*	..	*24*	*1,606*	*1,61,294*	*10,224*	*6*
" *Burma*	..	..	*293*	..	*3*	*178*	*479*	*4,914*	*298*	*611*
TOTAL	36	307	1,829	87	3	6,648	43,112	1,76,091	10,721	617
Tea (II. K)—	Tons	Tons	Tons	Tons	Tons					
Ceylon (*excluding* Maldives)	9	5	..	..	..	17,396	9,162	489	16	27
Other British Possessions	..	..	..	..	..	..	60	12	..	..
TOTAL BRITISH EMPIRE	9	5	..	..	..	17,396	9,222	501	16	27
TOTAL FOREIGN COUNTRIES	..	..	..	1	..	..	38	140	502	231
Share of Bengal	..	..	..	..	..	..	*38*	..	..	..
" *Bombay*	..	..	..	*1*	..	..	*60*	*140*	*502*	*231*
" *Sind*	..	..	..	..	..	..	..	..	*16*	..
" *Madras*	*9*	*5*	..	..	..	*17,396*	*9,162*	*501*	..	*27*
TOTAL	9	5	..	1	..	17,396	9,260	641	518	258
Others (II. K)—	Tons	Tons	Tons	Tons	Tons					
Ceylon (*excluding* Maldives)	170	80	20	24	47	5,909	4,474	7,551	8,643	21,649
Other British Possessions	1	..	..	1	7	805	141	589	707	3,657
TOTAL BRITISH EMPIRE	171	80	20	25	54	6,714	4,615	8,140	9,350	25,306
Italy (*including* Fiume)	29	..	..	..	..	5,301	..	..	..	..
Iraq	253	63	22	..	..	55,223	9,862	2,267	..	..
Persia	1,299	790	691	137	41	2,95,568	1,08,411	72,894	15,562	3,771
Japan	28	..	..	..	..	7,843	..	..	..	11
Portuguese East Africa	81	..	..	..	..	34,619	..	..	..	..
Other Foreign Countries	4	..	4	4	3	866	40	482	4,946	426
TOTAL FOREIGN COUNTRIES	1,694	853	717	141	44	3,99,450	1,18,313	75,643	20,508	4,208
Share of Bengal	*29*	..	..	..	..	*5,505*	*375*	*35*	*18*	*125*
" *Bombay*	*1,271*	*526*	*657*	*136*	*43*	*2,96,203*	*1,11,305*	*69,921*	*15,677*	*6,693*
" *Sind*	*394*	*27*	*58*	*3*	*1*	*97,113*	*3,213*	*3,749*	*31*	*651*
" *Madras*	*169*	*52*	*22*	*25*	*49*	*4,741*	*4,732*	*7,522*	*9,121*	*21,958*
" *Burma*	..	..	..	*2*	..	..	..	*219*	*4,561*	*64*
TOTAL	1,865	933	737	166	93	4,06,161	1,22,928	83,763	29,958	29,514
	Tons	Tons	Tons	Tons	Tons					
Total Oilseeds non-essential	2,05	1,794	4,587	16,140	29,65	5,4 ,169	3,51,255	7,52,708	31,04,477	41,60,525

No. 10—*continued*

ARTICLES, AND COUNTRIES OF CONSIGNMENT; ALSO SHARE OF EACH PROVINCE	QUANTITY					VALUE				
	1929-30	1930-31	1931-32	1932-33	1933-34	1929-30	1930-31	1931-32	1932-33	1933-34
Seeds—*continued*						R	R	R	R	R
Other than Oilseeds (H. S.)—	Tons	Tons	Tons	Tons	Tons					
United Kingdom (*including* Channel Islands)	55	28	37	42	58	99,459	1,30,032	1,20,680	1,04,011	45,409
Ceylon (*excluding* Maldives)	14	10	..	1	5	5,561	4,224	125	636	2,817
Straits Settlements	87	48	20	6	21	50,363	18,141	12,738	2,547	8,826
Hongkong	20	15	25	11	16	7,970	8,293	9,149	5,346	5,631
Other British Possessions	..	..	..	1	6	1,166	434	193	1,402	1,176
TOTAL BRITISH EMPIRE	176	101	91	61	106	1,64,549	1,61,124	1,42,905	1,13,942	63,909
Germany	..	1	1	1	7	2,573	636	5,129	5,487	8,135
France	..	..	19	10	..	582	631	6,701	4,908	2,512
Japan	30	42	..	..	..	10,577	9,028	326	180	160
Morocco (Spanish)	12	..	..	..	..	6,710	..	..	..	..
Portuguese East Africa	78	207	182	110	61	18,982	47,026	37,807	17,832	9,354
United States of America—										
Vid Atlantic Coast	1	..	1	..	1	12,690	6,118	9,407	4,200	5,400
,, Pacific ,,	..	1	1	..	..	2,184	5,144	2,201	2,046	1,129
Other Foreign Countries	19	6	16	17	13	7,876	3,740	6,201	7,053	3,709
TOTAL FOREIGN COUNTRIES	140	257	232	138	82	58,794	72,681	67,272	41,262	30,699
Share of Bengal	*110*	*64*	*65*	*52*	*57*	*1,35,868*	*1,42,915*	*1,36,016*	*1,18,184*	*69,256*
,, *Bombay*	*91*	*207*	*185*	*110*	*82*	*17,459*	*47,330*	*38,123*	*17,521*	*19,208*
,, *Sind*	*10*	*10*	*7*	*15*	*11*	*7,670*	*5,497*	*6,776*	*9,537*	*6,893*
,, *Madras*	*32*	*11*	*1*	*2*	*3*	*10,891*	*7,319*	*6,305*	*3,699*	*5,189*
,, *Burma*	*73*	*66*	*55*	*20*	*35*	*48,455*	*30,544*	*24,458*	*11,929*	*13,967*
TOTAL	316	358	313	199	188	2,23,343	2,33,645	2,10,177	1,55,224	94,506
Total Seeds—	Tons	Tons	Tons	Tons	Tons					
United Kingdom (*including* Channel Islands)	77	28	42	43	73	1,07,359	1,30,851	1,23,227	1,04,661	51,785
Aden and Dependencies	12	..	58	761	6,194	4,847	..	12,390	1,29,007	9,31,857
Maldives	..	10	60	49	77	18	2,320	10,789	10,927	7,843
Ceylon (*excluding* Maldives)	936	207	2,877	12,741	21,813	2,82,210	50,154	4,25,080	23,48,208	30 07,048
Straits Settlements	112	78	356	15	25	93,874	27,060	24,442	6,068	10,297
Hongkong	21	15	25	11	16	9,006	8,028	9,810	5,512	5,748
Zanzibar and Pemba	..	..	63	..	7	..	..	8,838	..	1,1 9
Kenya Colony	..	..	15	3	..	35	68	5,000	600	..
Seychelles	19	428	751	2,749	1,104	7,480	1,39,630	2,17,631	5,47,028	2,04,472
Other British Possessions	..	..	2	1	..	1,541	452	456	1 410	18
TOTAL BRITISH EMPIRE	1,177	767	4,280	16,878	29,309	5,06,411	3,58,673	5,37,863	31,91,421	43,19,302
U. S. S. R.—										
Northern	5	37	..	..	6	3,102	30,080	..	..	2,476
Germany	57	42	17	88	80	23,137	15,946	9,354	27,517	29,829
Netherlands	224	165	116	141	70	89,472	65,635	40,812	48,220	22,340
France	1,022	16	221	45	6	6,06,621	8,452	78,193	17,463	6,526
Spain	..	..	..	14	1	..	..	..	5,097	440
Italy (*including* Fiume)	29	..	..	..	..	6,125	1,867	1,033	284	11
Iraq	274	113	204	5	5	68,987	15,244	14,151	2,046	4 728
Persia	1,462	880	875	218	188	3,41,932	1,48,027	1,81,506	38,810	65,641
Java	..	75	86	12	2	68	8,867	6,849	2,896	540
China (*exclusive* of Hongkong and Macão)	17	161	4	11	6	16,521	29 771	2,341	2,956	2,097
Japan	56	42	..	56	9	16,420	9,028	326	5,825	1,643
Morocco (Spanish)	117	..	..	..	..	79,678	..	..	..	..
Portuguese East Africa	161	235	182	110	71	49,276	50,675	37,811	17,832	11,324
United States of America—										
Vid Atlantic Coast	1	..	11	2	1	12,690	6,118	11,838	9,516	5,426
,, Pacific ,,	..	1	1	..	..	2,184	5,144	2,201	2,046	1,129
Other Foreign Countries	12	3	24	9	13	6,978	1,848	6,5 6	4,076	1,619
TOTAL FOREIGN COUNTRIES	3,459	1,769	1,693	711	458	13,25,166	3,65,647	3,57,441	1,85,863	1,51,543

No. 10—*continued*

ARTICLES AND COUNTRIES OF CONSIGNMENT; ALSO SHARE OF EACH PROVINCE	QUANTITY					VALUE				
	1929-30	1930-31	1931-32	1932-33	1933-34	1929-30	1930-31	1931-32	1932-33	1933-34
						R	R	R	R	R
Seeds—concluded	Tons	Tons	Tons	Tons	Tons					
Total Seeds—contd.										
Share of Bengal	*949*	*114*	*79*	*72*	*87*	*5,98,424*	*1,63,077*	*1,39,861*	*1,17,612*	*57,139*
„ Bombay	*2,413*	*2,112*	*2,957*	*4,051*	*18,307*	*7,94,253*	*4,92,064*	*5,23,010*	*8,63,635*	*28,68,488*
„ Sind	*430*	*89*	*1,396*	*6,958*	*7,536*	*1,10,176*	*11,034*	*2,36,161*	*12,10,159*	*5,90,554*
„ Madras	*751*	*177*	*1,868*	*5,978*	*3,995*	*2,74,354*	*38,324*	*2,59,074*	*11,68,481*	*5,39,825*
„ Burma	*93*	*96*	*383*	*27*	*42*	*54,372*	*39,866*	*36,678*	*18,597*	*17,969*
TOTAL	4,636	2,536	5,073	17,084	29,767	18,31,577	7,44,865	11,94,784	33,78,784	43,73,975
Shells and Cowries—										
Cowries (H. S.)—	Cwts.	Cwts.	Cwts.	Cwts.	Cwts.					
Maldives	..	..	100	150	161	..	..	1,700	3,600	3,056
Ceylon (*excluding* Maldives)	835	474	128	269	337	9,769	7,123	1,851	3,858	2,275
Kenya Colony	5,155	3,087	5,354	3,027	2,005	31,249	15,473	23,549	13,650	8,449
Other British Possessions	71	141	340	215	..	433	705	3,865	3,000	..
TOTAL BRITISH EMPIRE	6,061	3,652	5,822	3,511	2,503	41,451	23,301	28,765	20,908	14,380
Portuguese East Africa	4,501	4,679	9,570	6,481	2,664	23,965	22,768	43,185	29,017	12,028
Italian East Africa (Somaliland and Eritrea)	274	1,888	..	..	..	1,550	9,600	..	..	..
Other Foreign Countries	187	1,050	324	157	1,168	806	4,211	1,184	395	4,345
TOTAL FOREIGN COUNTRIES	4,962	7,617	9,894	6,638	3,832	26,321	36,574	44,369	29,412	16,373
Share of Bengal	*1,853*	*622*	*927*	*817*	*968*	*15,742*	*6,673*	*7,264*	*9,688*	*7,333*
„ Bombay	*7,597*	*8,052*	*13,713*	*7,768*	*4,564*	*42,770*	*39,793*	*61,957*	*35,270*	*20,296*
„ Sind	*1,368*	*2,349*	*938*	*1,405*	*539*	*8,037*	*10,989*	*3,151*	*3,904*	*1,792*
„ Madras	*205*	*246*	*138*	*189*	*244*	*1,223*	*2,420*	*762*	*1,458*	*1,332*
TOTAL	11,023	11,269	15,716	10,149	6,336	67,772	59,875	73,134	50,320	30,753
Shells—										
Shells (chanks, sankhli, large ornamental shells, cowries, mother-of-pearl shells, and oyster shells) (H. S.)—	Cwts.	Cwts.	Cwts.	Cwts.	Cwts.					
Aden and Dependencies	467	604	617	20	126	11,709	12,810	15,134	1,725	1,550
Ceylon (*excluding* Maldives)	9,766	9,352	8,939	9,905	8,864	46,146	54,277	44,016	30,159	31,087
Other British Possessions	32	491	237	3	15	746	10,308	2,235	456	88
TOTAL BRITISH EMPIRE	10,265	10,447	9,793	9,928	9,005	58,691	77,395	61,385	38,740	33,634
Italian East Africa (Somaliland and Eritrea)	601	294	330	50	23	17,808	9,893	10,670	4,204	1,485
Other Foreign Countries	116	43	179	63	31	2,532	1,668	1,884	1,509	594
TOTAL FOREIGN COUNTRIES	717	337	513	113	54	20,340	11,563	12,554	5,713	2,079
Share of Bengal	*893*	*206*	..	..	..	*11,612*	*4,600*	..	..	..
„ Bombay	*1,196*	*1,819*	*1,930*	*98*	*191*	*32,766*	*29,852*	*29,005*	*6,913*	*3,638*
„ Sind	..	*18*	*148*	*58*	*4*	..	*906*	*891*	*982*	*56*
„ Madras	*8,793*	*9,158*	*8,939*	*9,906*	*8,864*	*34,654*	*54,277*	*44,026*	*36,558*	*31,937*
„ Burma	..	*1*	..	..	..	..	*23*	*17*	..	..
TOTAL	10,982	10,784	10,311	10,041	9,059	79,031	89,958	73,939	44,453	35,713
Tortoise shell (*including* nakhla or nakli) (H. S.)—	Lbs.	Lbs.	Lbs.	Lbs.	Lbs.					
Zanzibar and Pemba	5,073	5,966	6,535	7,087	5,412	13,732	12,775	11,524	11,557	7,250
Other British Possessions	2,280	679	3,758	2,335	1,592	4,443	1,284	4,481	2,548	2,216
TOTAL BRITISH EMPIRE	7,373	6,567	10,293	9,422	7,004	18,175	14,059	16,005	14,105	9,466

No. 10—*continued*

ARTICLES, AND COUNTRIES OF CONSIGNMENT; ALSO SHARE OF EACH PROVINCE	QUANTITY					VALUE				
	1929-30	1930-31	1931-32	1932-33	1933-34	1929-30	1930-31	1931-32	1932-33	1933-34
Shells and Cowries—*continued*						R	R	R	R	R
Tortoise-shell (*including* nakhla or nakh) (II. S)—*continued*	Lbs.	Lbs.	Lbs.	Lbs.	Lbs.					
Italian East Africa (Somaliland and Eritrea)	11,989	7,223	7,600	17,6.3	6,337	13,110	6,920	7,778	18,101	6,381
Other Foreign Countries	781	683	1,000	916	1,493	3,055	1,539	1,972	1 831	1,431
TOTAL FOREIGN COUNTRIES	12,770	7,906	8,600	18,539	7,830	16,205	8 459	9 7 0	19 932	6 [illegible]
Share of Bombay	*20,143*	*14,377*	*18,661*	*27,910*	*14,715*	*34,375*	*21,558*	*22 449*	*33,725*	*14,197*
,, *Burma*	..	*116*	*938*	*51*	*116*	*5*	*981*	*907*	*312*	*696*
TOTAL	20,143	14,493	18,893	27,961	14,834	34,380	22,517	23,755	34,037	15,488
Total value of Shells and Cowries—										
BRITISH EMPIRE	—	—	—	—	—	1,18,317	1,14,765	1,01 155	73,753	[illegible]
FOREIGN COUNTRIES	—	—	—	—	—	62,866	56,596	66 673	55,057	[illegible]
TOTAL	—	—	—	—	—	1,81,183	1,71,360	1,72,828	1,28,810	[illegible]
Smoker's requisites (*excluding* tobacco) (III. U)—										
United Kingdom (*including* Channel Islands)	—	—	—	—	—	1,04,086	1,24 194	72,021	68,205	1,24 [illegible]
Hongkong	—	—	—	—	—	10,439	10,1 3	1 044	10,602	10,098
Other British Possessions	—	—	—	—	—	4,016	6,055	1,078	3,174	1,607
TOTAL BRITISH EMPIRE	—	—	—	—	—	2,08,541	1,40,322	89,948	72,041	1,34,338
Germany	—	—	—	—	—	1,00,028	86,565	20,196	16,782	24,269
France	—	—	—	—	—	88,610	81,277	51,815	64,310	78,038
Italy (*including* Fiume)	—	—	—	—	—	1,14,823	89,496	22,784	35,234	39,800
Austria	—	—	—	—	—	9,776	18,618	5,780	2,120	7,674
Czechoslovakia	—	—	—	—	—	24,058	6,970	1,012	1,361	528
Japan	—	—	—	—	—	67,501	15,834	19,020	25,171	1,21,613
Egypt	—	—	—	—	—	..	5,970	379	393	844
United States of America—										
Vid Atlantic Coast	—	—	—	—	—	5,366	8,806	1,746	620	980
Other Foreign Countries	—	—	—	—	—	10,756	7,051	6,561	2,854	5,751
TOTAL FOREIGN COUNTRIES	—	—	—	—	—	4,29,048	2,45,081	1,29,000	1,53,415	2,42,104
Share of Bengal	—	—	—	—	—	*2,13,569*	*90,609*	*58,718*	*56,120*	*1,07,946*
,, *Bombay*	—	—	—	—	—	*1,52,681*	*83,284*	*78,032*	*54,101*	*1,33,815*
,, *Sind*	—	—	—	—	—	*20,090*	*16,806*	*14,331*	*13,732*	*21,458*
,, *Madras*	—	—	—	—	—	*28,530*	*13,989*	*10,686*	*7,926*	*11,460*
,, *Burma*	—	—	—	—	—	*1,92,769*	*1,81,746*	*87,171*	*92,818*	*1 40,513*
TOTAL	—	—	—	—	—	6,37,589	3,84,408	2,18,943	2,24,496	4,16,532
Soap—										
Household and laundry soap in bars or tablets (III. U)—	Cwts.	Cwts.	Cwts.	Cwts.	Cwts.					
United Kingdom (*including* Channel Islands)	345,008	261,961	232,237	207,746	193,928	1,02,55,520	70,69,222	51,06 [illegible]	43,09 615	38 [illegible]
Aden and Dependencies	..	617	..	150	..	..	13,210	12	2 843	..
Ceylon (*excluding* Maldives)	246	77	8	76	12	8,679	1,768	278	1,070	295
Straits Settlements	1,432	2,145	6,561	16 063	9,175	23,418	37,498	97,65[illegible]	2,11,[illegible]	1,[illegible]
Commonwealth of Australia	2,056	1,243	704	472	205	63,[illegible]	39,[illegible]	13,487	11,178	[illegible]
Other British Possessions	19	137	82	19	99	836	2,870	2,[illegible]	824	1,[illegible]
TOTAL BRITISH EMPIRE	348,763	264,170	239,689	224,516	203,419	1,03,51 941	71,63,948	52,0[illegible]	45 36 [illegible]	39 [illegible]
Netherlands	2,602	577	637	80	82	87,844	14,270	13 [illegible]	1,511	641
France	20,832	18,768	23,095	17,168	12,188	6,50,044	5,73,448	5,7[illegible]	3,76,[illegible]	1 [illegible]
Italy (*including* Fiume)	420	389	226	248	193	9,5 0	8,550	3 671	4 629	2,9[illegible]
Japan	608	843	1,193	2,511	25,479	14,2[illegible]	20 [illegible] 15	27 [illegible] 76	41,428	3,07,583

No. 10—*continued*

ARTICLES, AND COUNTRIES OF CONSIGNMENT, ALSO SHARE OF EACH PROVINCE	Quantity					Value				
	1929-30	1930-31	1931-32	1932-33	1933-34	1929-30	1930-31	1931-32	1932-33	1933-34
						R	R	R	R	R
Soap—*continued*	Cwts.	Cwts.	Cwts.	Cwts.	Cwts.					
Household and laundry soap in bars or tablets (III. U)—continued										
United States of America—										
Vid Atlantic Coast	256	180	224	148	386	7,372	6,931	6,532	7,889	7,952
„ Pacific „	..	..	..	..	166	..	..	..	27	2,482
Other Foreign Countries	160	226	624	70	132	5,659	4,408	11,751	1,257	2,651
TOTAL FOREIGN COUNTRIES	24,892	20,967	25,066	20,214	41,455	7,54,874	4,25,622	4,38,904	3,32,812	5,06,618
Share of Bengal	*33,057*	*25,472*	*19,795*	*15,660*	*25,565*	*11,80,005*	*5,46,305*	*5,52,762*	*4,04,221*	*4,27,771*
„ *Bombay*	*175,320*	*110,077*	*108,886*	*99,600*	*98,360*	*45,92,135*	*24,57,339*	*20,07,976*	*17,35,027*	*16,06,427*
„ *Sind*	*38,011*	*26,916*	*27,287*	*21,608*	*29,784*	*11,15,098*	*5,09,482*	*6,92,545*	*5,05,934*	*6,84,698*
„ *Madras*	*37,890*	*38,224*	*32,014*	*32,795*	*31,976*	*12,29,329*	*11,43,164*	*7,65,688*	*7,28,994*	*6,43,910*
„ *Burma*	*99,878*	*86,418*	*78,233*	*65,067*	*59,298*	*29,89,648*	*23,33,280*	*16,29,893*	*11,94,994*	*10,78,362*
TOTAL	383,656	287,127	265,655	244,730	244,874	1,11,06,215	75,89,570	56,48,852	48,60,170	44,40,268
Toilet soap (*III. U*)—	Cwts.	Cwts.	Cwts.	Cwts.	Cwts.					
United Kingdom (*including* Channel Islands)	38,150	23,726	23,016	35,164	35,030	39,45,787	23,66,278	21,37,004	24,67,236	23,77,847
Ceylon (*excluding* Maldives)	32	35	42	66	48	3,128	2,359	3,677	6,439	4,489
Straits Settlements	17	36	115	777	410	1,971	2,350	4,906	29,157	14,622
Commonwealth of Australia	812	817	1,454	1,022	877	27,309	25,064	36,877	27,218	31,174
Other British Possessions	17	6	22	55	13	2,256	2,272	2,811	2,778	1,120
TOTAL BRITISH EMPIRE	39,028	24,620	25,249	37,084	36,378	39,80,451	23,97,328	21,85,275	25,32,828	24,29,252
Denmark	255	186	542	176	89	14,252	6,609	18,160	9,252	2,761
Germany	1,949	887	718	639	512	1,09,330	74,152	58,936	44,877	30,763
Netherlands	187	185	128	251	169	8,752	8,135	5,061	9,939	4,937
Belgium	146	16	9	..	4	8,766	3,388	404	..	882
France	1,585	1,115	617	194	79	1,01,764	68,177	30,476	12,777	10,111
Italy (*including* Fiume)	..	74	38	20	5	30	6,563	1,744	1,319	446
Austria	641	112	115	172	150	55,788	12,089	10,877	12,207	11,343
Java	176	24	49	98	186	16,329	2,298	4,277	6,018	9,192
Japan	206	94	166	878	10,376	5,870	5,969	5,277	46,193	2,87,688
United States of America—										
Vid Atlantic Coast	7,270	5,001	4,139	4,258	4,069	7,29,278	5,37,835	4,85,122	4,05,240	4,00,451
„ Pacific „	22	2	..	..	..	3,069	151	58	76	9
Other Foreign Countries	87	38	12	45	4	6,518	1,807	1,365	5,990	259
TOTAL FOREIGN COUNTRIES	11,834	7,734	6,527	6,728	15 643	10,62,766	7,27,178	6,21,757	5,53,838	7,67,847
Share of Bengal	*17,105*	*8,413*	*9,130*	*15,878*	*14,295*	*14,66,539*	*7,08,930*	*6,51,277*	*8,55,404*	*7,59,930*
„ *Bombay*	*13,674*	*7,412*	*7,849*	*8,699*	*15,052*	*14,01,863*	*7,10,373*	*8,05,824*	*7,37,631*	*8,67,198*
„ *Sind*	*4,457*	*3,830*	*3,686*	*4,331*	*9,105*	*5,13,610*	*3,56,435*	*3,32,201*	*3,86,996*	*6,07,763*
„ *Madras*	*13,166*	*11,128*	*9,135*	*13,011*	*10,887*	*13,93,681*	*11,29,923*	*7,61,084*	*8,95,681*	*7,81,625*
„ *Burma*	*2,969*	*1,251*	*1,836*	*2,193*	*2,673*	*2,47,504*	*2,18,530*	*2,00,646*	*2,11,004*	*1,80,583*
TOTAL	50,862	32,334	31,776	43,812	52,016	50,43,197	31,24,496	28,07,032	30,86,666	31,97,099
Other sorts (*III. U*) —	Cwts.	Cwts.	Cwts.	Cwts.	Cwts.					
United Kingdom (*including* Channel Islands)	10,471	9,808	8,810	5,153	5,252	3,80,169	3,47,081	2,62,079	1,82,411	1,57,695
Other British Possessions	183	106	43	9	36	6,291	4,333	1,236	314	763
TOTAL BRITISH EMPIRE	10,653	9,914	8,853	5,162	5,288	3,86,460	3,51,414	2,63,315	1,82,725	1,58,458
Germany	1,758	2,367	2,643	1,659	924	81,994	92,696	1,16,837	1,00,396	30,276
Netherlands	341	8	144	7	8	7,930	339	2,536	298	253
France	244	216	235	145	156	9,005	7,428	9,946	3,978	3,601
Japan	22	128	114	619	58	769	2,771	1,995	7,232	946

No. 10—*continued*

ARTICLES, AND COUNTRIES OF CONSIGNMENT; ALSO SHARE OF EACH PROVINCE	Quantity					Value				
	1929-30	1930-31	1931-32	1932-33	1933-34	1929-30	1930-31	1931-32	1932-33	1933-34
Soap—*continued*						R	R	R	R	R
***Other sorts (III. F)*—contd.**	Cwts.	Cwts.	Cwts.	Cwts.	Cwts.					
United States of America—*Vid* Atlantic Coast	236	281	222	183	48	28,720	28,615	21,269	13,014	3,093
,, Pacific ,,	..	..	..	..	12	40	..	..	..	100
Other Foreign Countries	157	27	42	24	33	4,082	876	582	404	3,179
TOTAL FOREIGN COUNTRIES	2,708	2,027	3,500	2,637	1,235	1,32,534	1,32,753	1,52,958	1,24,811	41,537
Share of Bengal	*5,372*	*4,468*	*3,065*	*3,349*	*3,589*	*1,55,530*	*1,36,260*	*1,03,334*	*76,110*	*68,528*
,, *Bombay*	*2,936*	*3,426*	*4,749*	*3,328*	*1,981*	*1,16,660*	*1,18,182*	*1,60,186*	*1,45,483*	*71,181*
,, *Sind*	*863*	*871*	*575*	*819*	*918*	*52,363*	*48,450*	*37,431*	*37,196*	*34,253*
,, *Madras*	*821*	*672*	*613*	*464*	*284*	*37,278*	*37,714*	*22,387*	*18,774*	*9,747*
,, *Burma*	*3,429*	*3,404*	*3,061*	*849*	*751*	*1,24,163*	*1,23,163*	*92,932*	*28,743*	*16,249*
TOTAL	13,421	12,841	12,358	7,709	6,523	5,18,994	4,84,109	4,16,270	3,07,016	1,99,996
***Total Soap*—**	Cwts.	Cwts.	Cwts.	Cwts.	Cwts.					
United Kingdom (*including* Channel Islands)	333,029	295,485	264,761	248,063	234,210	1,46,81,476	97,82,581	75,04,772	69,54,262	63,59,468
Aden and Dependencies	..	617	..	150	..	..	13,257	12	3,358	..
Ceylon (*excluding* Maldives)	335	194	56	146	57	13,734	7,302	4,508	3,610	4,817
Straits Settlements	1,451	2,193	6,710	16,831	9,606	95,483	40,576	91,188	2,10,938	1,18,879
Commonwealth of Australia	2,902	2,060	2,158	1,495	1,095	94,834	64,488	70,408	38,474	35,768
Other British Possessions	87	150	104	77	112	3,219	4,441	3,675	3,361	2,631
TOTAL BRITISH EMPIRE	338,444	300,701	273,791	266,762	245,080	1,47,18,752	99,12,645	76,88,533	72,51,911	65,21,360
Denmark	255	186	561	180	89	14,252	6,600	18,325	9,424	2,761
Germany	3,066	3,172	3,400	2,298	1,448	1,94,106	1,67,800	1,77,2.2	1,48,278	70,244
Netherlands	3,130	770	909	338	206	84,226	22,744	21,498	11,763	5,831
Belgium	201	71	212	10	4	10,855	4,723	4,770	232	1,203
France	32,701	20,093	24,015	17,507	12,373	7,60,865	4,49,053	4,15,549	2,92,831	1,96,052
Italy (*including* Fiume)	540	443	283	272	198	12,341	13,113	5,715	5,096	3,405
Austria	641	124	115	172	170	55,802	12,404	10,477	12,207	13,8 9
Java	218	143	325	98	246	16,964	4,018	8,858	9,028	10,875
Japan	831	1,065	1,472	4,008	38,843	23,636	28,758	55,247	94,851	5,00,227
United States of America—										
Vid Atlantic Coast	7,752	5,462	4,585	4,581	4,503	7,65,370	5,73,411	5,12,868	4,25,184	4,11,496
,, Pacific ,,	22	2	..	..	177	3,109	161	58	103	7,681
Other Foreign Countries	139	87	85	115	79	7,928	2,769	2,637	7,[illegible]99	1,809
TOTAL FOREIGN COUNTRIES	49,495	31,618	35,903	29,570	58,333	19,49,654	12,86,580	12,13,616	10,10,961	13,16,002
Share of Bengal	*55,534*	*38,353*	*32,090*	*33,887*	*42,743*	*23,25,074*	*17,11,495*	*1 ,10,533*	*13, 6,615*	*13,56,226*
,, *Bombay*	*191,930*	*129,935*	*121,094*	*111,627*	*115,293*	*61,10,653*	*52, 6,.94*	*59,71,864*	*76,18,161*	*55,64,706*
,, *Sind*	*43,331*	*31,317*	*31,783*	*36,758*	*39,303*	*16,81,071*	*13 14,367*	*11,12,117*	*17,30,184*	*13,76,714*
,, *Madras*	*52,277*	*40,024*	*41,762*	*45,260*	*43,147*	*26,60,233*	*23,10,806*	*15,52,159*	*16 43,399*	*16,34,408*
,, *Burma*	*104,867*	*91,6[illegible]*	*83,120*	*68,809*	*67,722*	*33,81,316*	*26,76,273*	*19,25,571*	*14,34,761*	*13,75,814*
TOTAL	447,959	332,322	309,784	296,841	303,413	1,66,68,606	1,11,98,225	88,72,154	82,42,873	78,37,362
Specimens illustrative of Natural Science) (II. 8)—										
United Kingdom (*including* Channel Islands)	—	—	—	—	—	28,130	11,865	17,854	11,[illegible]95	17,267
Other British Possessions	—	—	—	—	—	1,479	6,745	1,989	8[illegible]2	483
TOTAL BRITISH EMPIRE	—	—	—	—	—	29,609	18,610	19,843	12,77[illegible]	17,750
Germany	—	—	—	—	—	16,059	14,657	11,017	12 175	11 687

No. 10—*continued*

ARTICLES, AND COUNTRIES OF CONSIGNMENT; ALSO SHARE OF EACH PROVINCE	QUANTITY					VALUE				
	1929-30	1930-31	1931-32	1932-33	1933-34	1929-30	1930-31	1931-32	1932-33	1933-34
						R	R	R	R	R
Specimens (illustrative of Natural Science) (I. S.)—*contd*										
United States of America—										
Vid Atlantic Coast	—	—	—	—	—	3,346	6,189	3,710	2,125	2,020
,, Pacific ,,	—	—	—	—	—	..	226	..	277	..
Other Foreign Countries	—	—	—	—	—	5,547	4,177	6,474	2,041	1,757
TOTAL FOREIGN COUNTRIES	—	—	—	—	—	24,952	29,249	21,201	16,618	16,328
Share of Bengal	—	—	—	—	—	*3,472*	*4,396*	*5,049*	*3,197*	*5,679*
,, *Bombay*	—	—	—	—	—	*35,247*	*26,033*	*21,484*	*16,188*	*16,126*
,, *Sind*	—	—	—	—	—	*5,132*	*5,377*	*5,514*	*1,407*	*5,454*
,, *Madras*	—	—	—	—	—	*7,995*	*7,518*	*6,291*	*2,832*	*6,581*
,, *Burma*	—	—	—	—	—	*2,705*	*1,955*	*3,708*	*772*	*233*
TOTAL	—	—	—	—	—	54,561	45,879	41,046	29,396	34,073
Spices—	Cwts.	Cwts.	Cwts.	Cwts.	Cwts.					
Betelnuts (I. F)—										
Ceylon	191,503	169,817	97,599	99,069	87,257	33,58,098	35,37,398	20,68,255	17,35,888	14,77,268
Straits Settlements	1,346,186	1,006,011	989,023	995,156	1,071,065	2,11,99,203	1,51,85,218	1,22,36,568	99,53,357	87,15,177
Federated Malay States	147	207	57	49	942	2,307	3,067	480	579	6,014
Hongkong	326	..	..	866	5,703	3,981	..	..	3,418	28,403
Other British Possessions	64	86	41	162	415	1,003	854	595	1,693	2,489
TOTAL BRITISH EMPIRE	1,467,226	1,176,121	1,086,720	1,095,202	1,165,382	2,45,64 392	1,87,26,477	1,43,05,898	1,16,94,430	1,02,29,941
Sumatra	..	..	..	..	5,042	..	..	..	..	41,001
Java	6,881	11,355	12,657	17,179	23,824	1,03,188	1,71,165	1,59,208	1,75,861	1,87,459
China (*exclusive* of Hongkong and Macao)	1,777	2,358	1,582	3,899	..	19,729	14,851	9,255	22,281	..
Other Foreign Countries	82	216	61	69	60	1,316	2,449	679	587	379
TOTAL FOREIGN COUNTRIES	8,240	13,929	14,300	21,147	29,026	1,24,233	1,88,465	1,69,142	1,98,679	2,28,839
Share of Bengal	*947,628*	*719,131*	*630,655*	*585,892*	*650,905*	*1,50,28,928*	*1,13,99,168*	*78,53,857*	*53,96,748*	*51,95,134*
,, *Bombay*	*199,738*	*133,894*	*125,378*	*201,646*	*204,533*	*32,69,523*	*18,54,500*	*18,90,535*	*21,18,464*	*18,45,738*
,, *Sind*	*719*	*668*	*10,536*	*2,609*	*1,106*	*11,994*	*10,247*	*2,344*	*25,295*	*7,609*
,, *Madras*	*331,746*	*249,963*	*213,706*	*238,364*	*257,703*	*52,63,671*	*42,09,734*	*34,99,343*	*31,94,164*	*28 83,657*
,, *Burma*	*93,615*	*96,697*	*104,751*	*89,036*	*70,871*	*15,14,709*	*14,48,303*	*12,28,411*	*9,38,444*	*5,96,592*
TOTAL	1,475,466	1,190,050	1,101,020	1,117,349	1,194,408	2,46,88,825	1,89,14,942	1,44,75,040	1,18,93,109	1,04,58,780
Cardamoms (I. F)—	Cwts.	Cwts.	Cwts.	Cwts.	Cwts.					
Ceylon (*excluding* Maldives)	73	19	104	186	44	10,432	2,865	10,360	18,016	3,981
Hongkong	126	108	106	119	70	8,767	6,677	5,989	6,313	5,499
Other British Possessions	25	20	9	2	2	2,826	3,855	396	273	63
TOTAL BRITISH EMPIRE	224	147	219	307	116	22,025	13,397	16,745	24,602	9,543
China (*exclusive* of Hongkong and Macao)	1,204	964	445	671	575	73,845	47,016	28,313	39,019	30,832
Other Foreign Countries	..	..	..	..	..	4	..	..	35	..
TOTAL FOREIGN COUNTRIES	1,204	964	445	671	575	73,849	47,016	28,313	39,054	30,832
Share of Bengal	*336*	*453*	*114*	*87*	*79*	*11,569*	*11,287*	*5,667*	*6,406*	*5,933*
,, *Bombay*	*176*	*104*	*129*	*307*	*44*	*17,531*	*10,988*	*11,634*	*24,564*	*3,964*
,, *Sind*	..	*5*	*9*	..	..	*18*	*836*	*670*	*97*	*39*
,, *Madras*	*867*	*541*	*393*	*384*	*468*	*66,772*	*38,310*	*23,997*	*34,585*	*30,497*
TOTAL	1,428	1,111	644	978	691	95,874	60,413	45,058	63,656	40,375
Cassia (I. F)—	Cwts.	Cwts.	Cwts.	Cwts.	Cwts.					
Straits Settlements	3,562	856	1,261	566	798	61,885	11,693	16,222	6,255	8,755
Hongkong	16,885	20,052	16,391	15,527	13,605	2,70,272	2,65,027	1,95,060	1,75,665	1,57,847
Other British Possessions	89	..	86	63	125	1,530	2	1,112	663	1,376
TOTAL BRITISH EMPIRE	20,536	20,908	17,738	16,156	13,928	3,34,387	2,76,722	2,12,394	1,82,583	1,67,978

No. 10—*continued*

ARTICLES, AND COUNTRIES OF CONSIGNMENT; ALSO SHARE OF EACH PROVINCE	QUANTITY					VALUE				
	1929-30	1930-31	1931-32	1932-33	1933-34	1929-30	1930-31	1931-32	1932-33	1933-34
Spices—*continued*	Cwts.	Cwts.	Cwts.	Cwts.	Cwts.	R	R	R	R	R
Cassia—continued										
China (*exclusive* of Hongkong and Macão)	47,111	40,341	43,454	42,608	54,132	7,34,157	5,61,577	5,61,471	5,08,800	6,07,916
Japan	..	1	..	70	..	..	10	..	710	..
TOTAL FOREIGN COUNTRIES	47,111	40,342	43,454	42,678	54,132	7,34,157	5,61,587	5,61,471	5,09,210	6,07,916
Share of Bengal	*26,687*	*21,268*	*20,530*	*19,296*	*24,226*	*4,31,912*	*2,82,141*	*2,49,574*	*2,04,466*	*2,83,199*
,, *Bombay*	*32,023*	*32,406*	*20,267*	*25,917*	*31,037*	*4,20,614*	*4,46,208*	*4,03,943*	*3,37,113*	*3,52,607*
,, *Sind*	*2,719*	*4,035*	*4,321*	*5,307*	*6,238*	*46,685*	*60,400*	*60,250*	*54,948*	*55,632*
,, *Madras*	*5,720*	*3,515*	*5,376*	*4,344*	*5,858*	*96,436*	*42,750*	*72,176*	*53,021*	*63,147*
,, *Burma*	*768*	*37*	*702*	*1,369*	*705*	*14,062*	*540*	*8,922*	*17,453*	*8,819*
TOTAL	67,947	61,250	61,192	58,834	68,060	10,68,544	8,38,309	7,73,865	6,91,793	7,75,304
Chillies (I. F) —	Cwts.	Cwts.	Cwts.	Cwts.	Cwts.					
Ceylon (*excluding* Maldives)	382	809	612	312	231	8,114	19,042	9,458	8,897	8,761
Straits Settlements	60	11	13	..	237	758	319	205	12	5,976
Other British Possessions	1	..	1	1	1	30	18	14	17	13
TOTAL BRITISH EMPIRE	443	820	626	313	469	8,902	19,379	9,677	8,926	9,753
TOTAL FOREIGN COUNTRIES	3	1	..	8	..	109	24	11	185	1
Share of Bengal	*2*	..	..	..	..	*80*	..	..	..	..
,, *Bombay*	*45*	*244*	..	*8*	*2*	*1,444*	*5,326*	..	*135*	*13*
,, *Sind*	..	..	..	..	..	*4*	..	..	..	..
,, *Madras*	*290*	*564*	*611*	*312*	*465*	*8,943*	*13,165*	*9,437*	*8,297*	*9,716*
,, *Burma*	*109*	*12*	*15*	*1*	*2*	*1,540*	*353*	*251*	*89*	*24*
TOTAL	446	821	626	321	469	9,011	19,408	9,688	4,111	9,753
Cinnamon (I. F)—	Cwts.	Cwts.	Cwts.	Cwts.	Cwts.					
TOTAL BRITISH EMPIRE	91	56	4	7	6	2,896	1,529	164	1,187	972
TOTAL FOREIGN COUNTRIES	..	..	..	..	..	99	40	100	140	..
Share of Bombay	..	..	..	..	..	..	*5*	..	*6*	..
,, *Madras*	*90*	*55*	*3*	*5*	*5*	*2,688*	*1,495*	*124*	*127*	*139*
,, *Burma*	*1*	..	*1*	*2*	*1*	*311*	*65*	*140*	*1,196*	*843*
TOTAL	91	56	4	7	6	2,994	1,569	264	1,327	972
Cloves (I. F)—	Cwts.	Cwts.	Cwts.	Cwts.	Cwts.					
United Kingdom (*including* Channel Islands)	181	60	757	143	100	5,568	980	8,726	2,350	1,057
Aden and Dependencies	..	29	..	32	876	..	2,000	..	2,000	37,464
Ceylon (*excluding* Maldives)	214	139	286	419	144	16,019	8,305	12,139	16,736	4,676
Straits Settlements	130	111	7	6	..	9,587	7,351	271	216	2
Zanzibar and Pemba	67,479	49,011	55,514	61,131	70,233	43,66,801	32,92,773	39,70,084	33,80,495	33,60,396
Kenya Colony	4,113	2,824	1,250	..	32	2,44,014	2,06,394	69,554	..	960
Tanganyika Territory	..	..	..	140	..	..	..	..	6,702	..
Other British Possessions	230	..	..	1	1	2,517	48	..	24	23
TOTAL BRITISH EMPIRE	72,337	52,174	57,794	61,872	71,346	46,46,056	33,17,846	40,76,899	34,08,533	34,04,584
Germany	7,823	5,245	14,996	6,397	5,104	48,228	69,420	1,80,537	58,842	80,811
Netherlands	1,106	197	485	..	..	10,516	1,600	2,224	..	..
France	225	1,926	192	..	20	32,880	1,23,819	14,075	..	625
Italy (*excluding* Rhume)	..	..	100	..	..	..	..	7,200	..	..
Madagascar	..	198	98	198	..	..	11,010	6,480	11,400	..
Portuguese East Africa	565	..	..	..	..	22,990	..	..	..	..

No 10—*continued*

ARTICLES AND COUNTRIES OF CONSIGNMENT AND SHARE OF EACH PROVINCE	QUANTITY					VALUE				
	1929-30	1930-31	1931-32	1932-33	1933-34	1929-30	1930-31	1931-32	1932-33	1933-34
Spices—*continued*						R	R	R	R	R
***Cloves (I. P.)*—continued**	Cwts.	Cwts.	Cwts.	Cwts.	Cwts.					
United States of America—										
Vid Atlantic Coast	983	1,258	205	89	206	16,045	22,409	4,960	2,100	4,000
Other Foreign Countries	42	143	..	11	7	2,365	3,676	..	729	1,874
TOTAL FOREIGN COUNTRIES	10,344	11,974	16,076	6,689	5,327	1,33,942	2,30,934	1,74,316	73,071	37,310
Share of Bengal	*16,140*	*13,354*	*17,789*	*16,766*	*17,000*	*10,71,322*	*8,45,969*	*10,56,926*	*7,65,672*	*7,06,805*
,, *Bombay*	*66,151*	*51,816*	*68,844*	*49,703*	*57,744*	*36,33,070*	*28,84,299*	*31,67,685*	*26,29,537*	*26,63,990*
,, *Sind*	..	*5*	*16*	*62*	*31*	..	*372*	*611*	*1,516*	*937*
,, *Madras*	*331*	*270*	*523*	*2,006*	*1,981*	*18,568*	*17,914*	*24,790*	*83,838*	*69,855*
,, *Burma*	*69*	*3*	..	*24*	*7*	*6,038*	*226*	*3*	*1,143*	*257*
TOTAL	82,681	64,148	86,870	68,561	76,763	47,78,998	37,48,780	42,49,215	34,81,704	34,41,844
***Ginger (I. P.)*—**	Cwts.	Cwts.	Cwts.	Cwts.	Cwts.					
Hongkong	120	18	..	..	..	3,021	630	..	..	..
Other British Possessions	24	73	8	1	2	1,765	1,883	111	30	29
TOTAL BRITISH EMPIRE	144	91	8	1	2	4,786	2,513	111	30	29
Japan	4,144	1,954	719	752	1,267	1,44,738	61,207	18,851	18,472	23,241
Other Foreign Countries	111	32	..	..	2	4,382	1,215	..	..	22
TOTAL FOREIGN COUNTRIES	4,255	1,986	719	752	1,269	1,49,120	62,422	18,851	18,472	23,263
Share of Bengal	*942*	*276*	*497*	*251*	*327*	*34,443*	*8,036*	*10,011*	*4,502*	*6,423*
,, *Bombay*	*3,434*	*1,730*	*294*	*501*	*942*	*1,18,447*	*54,723*	*8,890*	*13,971*	*16,340*
,, *Madras*	*80*	*40*	..	..	..	*868*	*1,251*	*10*	*10*	*4*
,, *Burma*	*8*	*33*	*6*	*1*	*2*	*154*	*817*	*61*	*19*	*25*
TOTAL	4,399	2,077	797	753	1,271	1,53,906	64,935	18,962	18,502	23,292
***Nutmegs (I. P.)*—**	Cwts.	Cwts.	Cwts.	Cwts.	Cwts.					
Ceylon (*excluding* Maldive s)	538	431	361	287	434	25,849	13,676	8,273	4,426	8,236
Straits Settlements (*including* Labuan)	10,549	8,590	8,244	8,178	8,668	7,14,665	5,01,297	3,76,994	3,11 965	2,82,288
Other British Possessions	..	28	32	13	6	..	2,232	1,758	534	252
TOTAL BRITISH EMPIRE	11,087	9,049	8,637	8,478	9,103	7,40,514	5,17,205	3,87,025	3,16,925	2,90,776
Java	2	146	50	273	239	70	6,545	2,100	6,835	5,464
Other Foreign Countries	..	11	134	1	24	..	127	1,206	23	690
TOTAL FOREIGN COUNTRIES	2	157	184	274	263	70	6,672	3,306	6,858	6,154
Share of Bengal	*3,724*	*2,624*	*2,135*	*2,333*	*2,614*	*1,95,967*	*1,73,514*	*91,027*	*74,930*	*64,852*
,, *Bombay*	*4,792*	*4,366*	*4,337*	*4,357*	*4,914*	*4,21,816*	*2,67,423*	*2,36,605*	*1,94,522*	*1,76,460*
,, *Sind*	*231*	*62*	*50*	*49*	*58*	*2,254*	*2,196*	*1,752*	*1,971*	*1,012*
,, *Madras*	*375*	*782*	*789*	*783*	*838*	*56,656*	*38,554*	*29,627*	*23,603*	*15,042*
,, *Burma*	*1,301*	*866*	*1,977*	*1,636*	*1,942*	*63,391*	*36,490*	*31,329*	*2 ,647*	*29,564*
TOTAL	11,069	9,206	8,821	8,747	9,366	7,40,084	5,23,877	3,90,331	3,23,788	2,96,930
***Pepper (I. P.)*—**	Cwts.	Cwts.	Cwts	Cwts.	Cwts.					
United Kingdom (*including* Channel Islands)	20	617	36	45	46	1,838	31,963	6,502	5,750	5,054
Ceylon (*excluding* Maldives)	960	333	378	41	208	78,369	19,477	23,745	1,540	7,119
Straits Settlements	4,744	11,470	7,965	10, 48	7,714	4,87,442	7,53,510	6,85,105	4,88,816	2,40,175
Zanzibar and Pemba	88	130	72	47	74	8,640	11,485	4,471	1,750	2,475
Other British Possessions	..	1	..	9	..	..	61	19	388	7
TOTAL BRITISH EMPIRE	5,812	12,571	8,451	10,390	8,042	5,44,279	8,36,496	5,18,842	4,98,244	2,54,830

No. 10 —*continued*

ARTICLES, AND COUNTRIES OF CONSIGNMENT; ALSO SHARE OF EACH PROVINCE	QUANTITY					VALUE				
	1929-30	1930-31	1931-32	1932-33	1933-34	1929-30	1930-31	1931-32	1932-33	1933-34
Spices—continued						R	R	R	R	R
Pepper (I. F)—continued	Cwts.	Cwts.	Cwts.	Cwts.	Cwts.					
Java	975	2,208	1,546	2,351	3,471	88,804	1,89,838	83,687	81,2 9	91,000
Other Foreign Countries	9	4	13	..	1	1,000	305	954	..	75
TOTAL FOREIGN COUNTRIES	984	2,212	1,559	2,351	3,472	89,804	1,90,143	84,611	81,249	92,075
Share of Bengal	*2,456*	*7,427*	*3,455*	*3,756*	*4,367*	*2,39,632*	*4,87,102*	*2,04,235*	*1,37,516*	*1,21,707*
,, *Bombay*	*3,141*	*6,131*	*5,389*	*5,237*	*6,374*	*3,03,070*	*4,49,996*	*3,64,577*	*4,11,732*	*3,91,813*
,, *Sind*	*94*	*2*	*21*	*53*	*38*	*189*	*128*	*787*	*3,092*	*689*
,, *Madras*	*593*	*640*	*935*	*936*	*910*	*43,456*	*45,458*	*14,814*	*11,439*	*8,340*
,, *Burma*	*515*	*583*	*439*	*449*	*521*	*43,208*	*45,987*	*19,090*	*17,138*	*14,871*
TOTAL	6,796	14,783	10,010	12,741	11,514	6,34,083	10,26,689	6,03,453	5,79,493	5,46,025
Other sorts (I. F)—	Cwts.	Cwts	Cwts.	Cwts.	Cwts.					
Ceylon (*excluding* Maldives)	68	56	133	48	21	8,433	6,646	5,597	2,574	1,707
Straits Settlements	2,229	1,916	1,764	1,405	1,753	3,43,804	2,48,608	2,26,542	1,50,240	1,56,032
Hongkong	547	1,410	464	122	..	15,592	23,364	7,725	1,429	..
Other British Possessions	..	12	5	36	3	2	557	1,029	1,015	426
TOTAL BRITISH EMPIRE	2,844	3,394	2,366	1,612	1,777	3,68,031	2,80,875	2,40,893	1,64,258	1,58,165
Java	1	18	10	15	89	26	3,807	1,697	1,651	6,820
China (*exclusive* of Hongkong and Macao)	205	38	..	..	..	6,375	846	..	1	..
Japan	839	388	715	2,017	810	25,998	10,066	13,717	24,805	6,961
Other Foreign Countries	47	..	15	46	2	1,909	21	258	1,217	109
TOTAL FOREIGN COUNTRIES	1,092	444	740	2,078	901	34,308	14,740	15,672	27,487	13,890
Share of Bengal	*258*	*859*	*406*	*881*	*359*	*64,106*	*49,039*	*44,256*	*25,406*	*31,565*
,, *Bombay*	*3,092*	*2,301*	*2,184*	*2,966*	*1,858*	*2,33,586*	*1,68,177*	*1,56,833*	*1,25,883*	*1,07,394*
,, *Sind*	*8*	*4*	*15*	*1*	*6*	*1,113*	*852*	*2,342*	*164*	*688*
,, *Madras*	*364*	*293*	*349*	*305*	*344*	*67,648*	*45,064*	*42,494*	*30,704*	*31,852*
,, *Burma*	*154*	*931*	*182*	*137*	*113*	*35,385*	*32,183*	*11,849*	*10,199*	*7,356*
TOTAL	3,936	3,838	3,106	3,690	2,678	4,02,339	2,95,517	2,56,565	1,91,815	1,72,055
Total Spices—	Cwts.	Cwts.	Cwts.	Cwts.	Cwts.					
United Kingdom (*including* Channel Islands)	205	705	814	216	147	7,702	57,662	15,432	9,988	6,776
Aden and Dependencies	8	20	24	8	876	1,488	2,000	529	2,023	37,702
Ceylon (*excluding* Maldives)	122,917	171,685	99,527	101,328	88,469	35,10,634	36,09,219	21,38,862	17,42,385	15,08,200
Straits Settlements	1,367,768	1,029 012	1,008,293	1,015,560	1,090,234	2,27,88,767	1,67,09,208	1,33,42,490	1,09,21,018	94,08,660
Federated Malay States	166	207	58	60	947	2,747	3,076	962	1,584	6,929
Hongkong	18,206	21,588	16,961	16,628	18,780	3,05,637	2,95,750	2,09,778	1,87,242	1,92,410
Zanzibar and Pemba	67,631	49,219	65,635	61,347	70,810	43,73,144	33,08,960	29,76,402	35,41,243	33,63,018
Kenya Colony	4,113	2,824	1,250	..	32	2,44,014	2,06,294	83,560	..	960
Tanganyika Territory	..	..	..	143	..	..	..	..	6,892	..
Other British Possessions	30	3	1	2	416	334	145	15	38	2,502
TOTAL BRITISH EMPIRE	1,581,044	1,275,333	1,192,568	1,195,333	1,270,211	3,12,35,667	2,41,92,639	1,97,68,648	1,62,95,618	1,45,26,540
Germany	7,323	8,245	14,996	6,397	5,104	48,228	59,420	1,39,587	58,842	30,611
Netherlands	1,106	197	483	..	..	10,516	1,860	3,384	..	..
France	365	1,938	192	20	20	33,921	1,23,619	14,078	436	625
Italy (*excluding* Fiume)	..	..	100	..	1	..	..	7,200	..	76
Sumatra	1	73	..	..	5,642	..	1,194	6	..	61,261
Java	7,360	13,782	14,263	19,518	27,123	1,92,115	2,71,540	2,66,678	2,53,905	2,91,701
China (*exclusive* of Hongkong and Macao)	50,408	43,870	45,494	47,178	51,709	5,34,540	6,29,328	5,40,960	5,40,941	6,36,770

No. 10—*continued*

ARTICLES, AND COUNTRIES OF CONSIGNMENT; ALSO SHARE OF EACH PROVINCE	Quantity					Value				
	1929-30	1930-31	1931-32	1932-33	1933-34	1929-30	1930-31	1931-32	1932-33	1933-34
	Cwts.	Cwts.	Cwts.	Cwts.	Cwts.	R	R	R	R	R
Spices—*concluded*										
***Total Spices*—continued**										
Japan	4,983	2,843	1,434	2,886	2,077	1,70,747	71,283	32,570	43,815	30,202
Portuguese East Africa	565	11	134	8	..	22,999	127	1,206	198	..
Madagascar and Reunion	..	193	98	102	..	1	11,010	4,490	11,400	..
United States of America—										
Fid Atlantic Coast	986	1,260	205	89	206	17,538	22,444	4,900	2,100	4,000
Other Foreign Countries	138	141	76	107	133	5,055	1,293	1,084	2,058	3,054
TOTAL FOREIGN COUNTRIES	73,285	72,009	77,477	76,648	95,015	13,39,691	13,02,048	10,55,708	9,54,405	10,40,240
Share of Bengal	*998,250*	*794,092*	*686,526*	*628,491*	*708,967*	*1,70,76,958*	*1,32,61,544*	*95,18,103*	*66,13,854*	*63,58,618*
,, *Bombay*	*312,598*	*232,596*	*234,487*	*295,942*	*307,435*	*81,28,893*	*61,51,697*	*62,37,042*	*60,96,189*	*53,67,315*
,, *Sind*	*2,961*	*4,263*	*14,968*	*8,572*	*7,468*	*62,191*	*85,028*	*48,626*	*89,157*	*69,596*
,, *Madras*	*240,885*	*216,674*	*226,978*	*246,932*	*268,082*	*50,27,717*	*44,53,000*	*37,18,312*	*34,35,350*	*31,11,939*
,, *Burma*	*93,585*	*99,212*	*109,083*	*92,044*	*73,274*	*16,79,399*	*15,63,313*	*12,99,758*	*10,15,273*	*6,59,352*
TOTAL	1,654,279	1,347,842	1,270,040	1,271,981	1,365,226	3,25,75,158	2,54,94,482	2,08,22,441	1,72,49,628	1,55,66,820
Starch, Dextrine and Farina—										
***Starch (III. f)*—**	Cwts.	Cwts.	Cwts.	Cwts.	Cwts.					
United Kingdom (*including* Channel Islands)	2,216	2,821	1,433	2,911	3,092	53,253	48,850	33,577	49,910	52,498
Ceylon (*excluding* Maldives)	1,400	..	..	..	31	14,775	..	..	..	202
Other British Possessions	539	338	337	35	685	3,863	2,291	1,752	176	3,031
TOTAL BRITISH EMPIRE	4,155	3,159	1,770	2,946	3,808	71,891	51,141	35,329	50,091	55,731
Germany	2,841	2,130	2,691	18,188	29,082	30,349	20,421	24,093	1,26,711	1,79,482
Netherlands	22,583	16,717	35,212	39,260	26,896	4,27,541	2,83,932	4,07,083	4,47,182	3,27,787
Belgium	43,315	36,032	30,689	33,532	27,728	4,60,137	3,31,481	2,46,052	2,47,901	1,79,763
Luxemburg	..	..	750	..	..	..	..	11,962	..	..
Italy (*including* Fiume)	540	741	642	445	660	7,441	9,353	7,2[illegible]	6,373	8,697
Austria	30	4,864	200	40	..	177	46,799	1,840	548	..
Hungary	..	..	..	..	443	..	..	..	..	5,864
Czechoslovakia	300	53,587	46,229	125	..	3,128	4,72,375	3,82,[illegible]95	[illegible],[illegible]06	..
Java	..	..	..	1,055	..	..	..	..	6,562	..
United States of America— *Fid* Atlantic Coast	117,223	22,565	23,830	45,971	91,208	13,36,007	2,33,510	2,18,264	3,92,397	5,93,332
Other Foreign Countries	30	126	159	145	192	389	1,410	2,547	1,048	1,640
TOTAL FOREIGN COUNTRIES	186,862	137,152	140,403	138,761	176,209	22,65,169	13,99,281	13,00,010	12,81,552	12,96,565
Share of Bengal	*100,995*	*79,643*	*54,617*	*66,116*	*83,966*	*12,04,011*	*7,96,797*	*4,93,506*	*5,75,229*	*5,96,253*
,, *Bombay*	*85,787*	*56,943*	*53,901*	*73,968*	*91,849*	*10,67,840*	*5,95,267*	*7,95,249*	*6,72,028*	*7,14,403*
,, *Sind*	*1,306*	*1,491*	*1,619*	*957*	*1,450*	*27,046*	*19,926*	*20,040*	*13,525*	*15,484*
,, *Madras*	*1,636*	*1,767*	*1,683*	*1,472*	*2,261*	*25,171*	*24,037*	*19,431*	*16,467*	*18,210*
,, *Burma*	*843*	*1,067*	*352*	*194*	*511*	*13,992*	*14,395*	*7,114*	*4,404*	*7,946*
TOTAL	191,017	140,311	142,172	141,707	180,017	23,37,060	14,50,422	13,35,339	12,81,643	13,52,296
***Farina and Potato flour (III. f)*—**	Cwts.	Cwts.	Cwts.	Cwts.	Cwts.					
United Kingdom (*including* Channel Islands)	20	2,810	670	632	1,325	1,048	20,072	7,640	5,249	10,208
Other British Possessions	256	..	..	..	..	1,939	..	..	..	..
TOTAL BRITISH EMPIRE	276	2,810	670	632	1,325	2,987	20,072	7,640	5,249	10,208
Poland (*including* Dantzig)	..	..	..	..	1,575	..	..	..	..	12,511
Germany	6,165	12 630	7,492	838	1,631	57,522	85,279	81,324	5,669	12,9[illegible]
Netherlands	61,168	68,794	100,143	88,383	73,565	5,56,517	4,97,098	7,37,849	6,70,182	5,45,081
Belgium	1,143	975	1,005	1,758	3,948	10,599	7,131	7,291	11,996	18,628
United States of America— *Fid* Atlantic Coast	18	..	1,100	..	..	825	..	8,619	..	..
Other Foreign Countries	..	1	257	..	807	..	60	2,213	..	5,517
TOTAL FOREIGN COUNTRIES	68,493	82 390	109,997	90,979	81,526	6,25,463	5,89,568	8,06,696	6,87,847	5,94,644

No. 10—*continued*

ARTICLES, AND COUNTRIES OF CONSIGNMENT; ALSO SHARE OF EACH PROVINCE	Quantity					Value				
	1929-30	1930-31	1931-32	1932-33	1933-34	1929-30	1930-31	1931-32	1932-33	1933-34
	Cwts.	Cwts.	Cwts.	Cwts.	Cwts.	R	R	R	R	R
Starch, Dextrine and Farina—*contd.*										
Farina and Potato flour (III. U) —contd.										
Share of Bengal	*6,379*	*14,225*	*11,634*	*5,722*	*6,777*	*69,475*	*1,11,437*	*89,745*	*56,169*	*62,346*
,, *Bombay*	*59,907*	*69,148*	*97,434*	*83,822*	*75,945*	*5,41,761*	*4,86,860*	*7,18,690*	*6,19,935*	*5,47,418*
,, *Sind*	*44*	*178*	*360*	*447*	*163*	*490*	*1,416*	*3,037*	*4,397*	*1,615*
,, *Madras*	*1,638*	*1,091*	*1,174*	*1,620*	*366*	*17,931*	*6,190*	*9,736*	*13,545*	*3,449*
,, *Burma*	*801*	*558*	*275*	..	..	*3,683*	*4,167*	*2,157*	..	..
TOTAL	68,769	85,200	110,867	91,611	82,851	6,28,450	6,09,640	8,14,335	6,93,096	6,04,828
Sago Flour (III. U)—	Cwts.	Cwts.	Cwts.	Cwts.	Cwts.					
United Kingdom (*including* Channel Islands)	1,320	1,146	2,633	1,592	736	14,976	10,738	15,316	12,241	5,153
Straits Settlements	169,861	209,463	225,737	257,977	269,077	13,10,342	13,56,666	12,26,007	12,07,196	11,25,460
Other British Possessions	..	188	276	105	..	..	850	1,529	1,809	..
TOTAL BRITISH EMPIRE	171,181	210,747	228,646	259,674	269,813	13,25,319	13,68,048	12,41,912	12,21,306	11,30,613
Java	..	994	8,504	8,714	434	..	7,480	54,265	48,209	1,878
Japan	4,939	508	2,743	522	942	36,116	3,216	16,623	2,533	3,608
Other Foreign Countries	..	336	..	..	140	..	2,098	..	..	570
TOTAL FOREIGN COUNTRIES	4,939	1,838	11,247	9,236	1,516	36,116	12,794	70,888	50,632	6,111
Share of Bengal	*26,426*	*28,171*	*46,352*	*37,894*	*40,510*	*2,25,490*	*2,68,739*	*3,12,636*	*2,07,100*	*1,77,186*
,, *Bombay*	*120,131*	*163,952*	*166,524*	*199,529*	*204,356*	*8,93,552*	*9,54,524*	*8,80,071*	*8,96,897*	*8,37,759*
,, *Sind*	*34*	*33*	*34*	*66*	..	*265*	*233*	*119*	*231*	..
,, *Madras*	*29,232*	*30,123*	*24,850*	*31,921*	*26,424*	*2,39,667*	*2,14,262*	*1 48,924*	*1,87,660*	*1,30,997*
,, *Burma*	*247*	*276*	*127*	..	*39*	*2,461*	*2,493*	*950*	..	*181*
TOTAL	176,120	212,585	239,893	268,910	271,329	13,61,438	13,80,842	13,12,800	12,71,988	11,36,723
Dextrine (III. U)—(a)										
United Kingdom (*including* Channel Islands)	—	--	—	Cwts. 160	Cwts. 21	—	—	—	2,240	385
Germany	—	—	—	1,146	3,206	—	—	—	12,989	30,034
Netherlands	—	—	—	19,648	12,463	—	—	—	1,87,709	1,22,559
Czechoslovakia	—	—	—	534	..	—	—	—	5,986	..
United States of America—										
Vid Atlantic Coast	—	—	—	201	4,597	—	—	—	1,806	40,737
Other Foreign Countries	—	—	—	472	1,151	—	—	—	4,979	7,654
TOTAL	—	—	—	22,036	21,617	—	—	—	1,94,380	2,00,984
Share of Bengal	—	—	—	*2,854*	*2,664*	—	—	—	*20,269*	*19,328*
,, *Bombay*	—	—	—	*18,772*	*18,481*	—	—	—	*1,63,990*	*1,61,309*
,, *Sind*	—	—	—	*440*	*155*	—	—	—	*4 040*	*1,511*
,, *Madras*	—	—	—	*31*	*127*	—	—	—	*844*	*1,224*
,, *Burma*	—	—	—	*69*	*6*	—	—	—	*732*	*618*
TOTAL	—	—	—	22,196	21,438	—	—	—	1,96,629	2,81,309
Total Starch, Dextrine and Farina—	Cwts.	Cwts.	Cwts.	Cwts.	Cwts.					
United Kingdom (*including* Channel Islands)	8,556	6,777	4,986	5,294	5,176	69,277	79,654	86,583	69,648	68,761
Ceylon (*excluding* Maldives)	1,400	..	188	..	31	14,775	..	749	..	202
Straits Settlements	170,655	209,801	226,074	257,977	269 786	13,16,112	13,56,886	12,26,759	12,07,196	11,25,471
Other British Possessions	1	126	138	140	6	83	67	849	2,044	80
TOTAL BRITISH EMPIRE	175,612	216,716	231,286	263,412	274,967	14,00,197	14,36,261	12,84,981	12,78,888	11,96,926

(a) Separately recorded from 1931-32.

No. 10 —*continued*

ARTICLES AND COUNTRIES OF CONSIGNMENT; ALSO SHARE OF EACH PROVINCE	QUANTITY					VALUE				
	1929-30	1930-31	1931-32	1932-33	1933-34	1929-30	1930-31	1931-32	1932-33	1933-34
Starch, Dextrine and Farina—concld.	Cwts.	Cwts.	Cwts.	Cwts.	Cwts.	R	R	R	R	R
Total Starch, Dextrine and Farina—continued										
Poland (*including* Danzig)	..	..	257	..	1,575	..	..	2,213	..	12,511
Germany	9,006	14,750	10,183	20,172	83,919	87,871	1,05,700	75,417	1,45,310	2,22,425
Netherlands	83,751	85,511	135,355	147,326	112,924	9,84,058	7,81,030	11,44,382	12,85,073	9,95,427
Belgium	44,460	37,007	31,694	35,292	32,554	4,70,736	3,38,612	2,53,343	2,59,927	2,02,780
Luxemburg	..	..	750	..	..	..	..	11,952	..	..
Italy (*including* Fiume)	540	741	642	445	660	7,441	9,353	7,284	6,373	8,697
Austria	80	4,854	200	40	..	177	46,799	1,340	548	..
Hungary	..	..	..	..	443	..	..	..	..	5,864
Czechoslovakia	300	58,887	46,229	659	..	3,128	4,72,375	3,81,395	7,861	..
Java	..	994	6,504	9,769	434	..	7,480	54,265	54,891	1,878
China (*exclusive* of Hongkong and Macao)	..	1	..	..	..	..	60	..	..	..
Japan	4,948	558	2,751	777	2,094	36,269	3,917	16,760	5,529	13,260
United States of America—Pid Atlantic Coast	117,238	22,065	24,930	46,162	95,605	13,36,832	2,33,510	2,20,882	3,95,208	6,34,069
Other Foreign Countries	21	412	151	370	260	236	2,807	2,410	3,606	1,400
TOTAL FOREIGN COUNTRIES	260,294	221,380	261,646	261,012	280,668	29,26,748	20,01,643	21,77,593	21,64,420	20,98,200
Share of Bengal	*133,800*	*121,439*	*112,599*	*112,116*	*133,917*	*14,89,976*	*11,16,954*	*8,86,906*	*8,64,767*	*8,51,747*
,, *Bombay*	*265,735*	*230,073*	*349,859*	*375,091*	*389,738*	*25,03,143*	*20,35,651*	*23,63,910*	*23,51,600*	*22,68,381*
,, *Sind*	*1,854*	*1,702*	*2,013*	*1,910*	*1,718*	*27,801*	*21,575*	*23,346*	*23,243*	*18,627*
,, *Madras*	*33,346*	*32,981*	*27,707*	*35,046*	*29,678*	*2,81,889*	*2,45,089*	*1,78,091*	*1,98,510*	*1,47,850*
,, *Burma*	*1,891*	*1,901*	*754*	*263*	*554*	*24,136*	*21,635*	*10,221*	*5,186*	*8,607*
TOTAL	435,906	438,096	492,932	524,424	555,685	43,26,945	34,40,904	34,62,474	34,43,306	32,95,242
Stationery (*excluding paper*)—										
Pencils (*excluding slate pencils*) (*III. M*)—	Dozens	Dozens	Dozens	Dozens	Dozens					
United Kingdom (*including* Channel Islands)	195,481	166,320	87,855	70,167	109,626	1,30,725	1,02,978	65,993	49,662	50,382
Gibraltar	..	..	..	13,907	..	..	..	..	7,859	..
Other British Possessions	3 859	1 230	643	91	366	763	217	420	97	139
TOTAL BRITISH EMPIRE	199,340	167 550	87,998	84,165	109 992	1,31,488	1,03 [illegible]	66,[illegible]88	48,018	50,521
Germany	2,212,304	1,335,643	1,076,702	1,531,035	1,401,975	6,41,952	3,83,572	2,72,698	4,41,346	4,07,647
Netherlands	99	390	84,150	35,211	405	133	816	16,579	14 434	473
Italy (*including* Fiume)	1,013	14,409	8,346	21,195	20,551	667	4,593	2 168	4,288	5,116
Austria	17,867	8,513	13,349	13,969	29,766	6,796	4,611	2,092	2,076	4,264
Hungary	..	..	9,7.8	80,724	157,344	..	..	2,018	10,993	21,710
Czechoslovakia	25,123	77,633	60,871	37,719	36,198	13,643	59,298	28,488	30,561	37,572
Japan	1,199,685	879,460	1,344,705	4,654,109	2,528,835	1,10,799	69,122	92,116	2,26,716	1,53,548
United States of America—										
Pid Atlantic Coast	58,206	35,117	13,454	353,085	11,336	19,704	13,934	7,605	21,830	3,838
,, Pacific ,,	6	12	..	..	..	2	15	..	..	..
Other Foreign Countries	4,346	10,676	5,577	12,524	1,782	4,669	2,650	1,598	2,857	828
TOTAL FOREIGN COUNTRIES	3,518,729	2 361,953	2,611,942	6,739 571	4,188,252	7,93,305	5,38,511	4,20,357	7,58,701	6,34,906
Share of Bengal	*1,117,741*	*1,110,031*	*1,079,131*	*3,705,713*	*1,991,909*	*2,79,650*	*2,07,436*	*1,45,256*	*2,64,992*	*2,05,638*
,, *Bombay*	*933,459*	*884,250*	*791,631*	*1,307,391*	*1,181,500*	*3,17,999*	*86,525*	*1,14,267*	*1,54,951*	*1,92,104*
,, *Sind*	*315,339*	*339,713*	*264,543*	*663,915*	*373,465*	*1,01,058*	*1,05,015*	*74,580*	*1,56,475*	*96,953*
,, *Madras*	*629,356*	*494,346*	*401,518*	*755,180*	*496,647*	*1,90,425*	*1,29,554*	*96,866*	*1,35,214*	*1,24,162*
,, *Burma*	*315,623*	*252,343*	*162,807*	*391,337*	*339,423*	*1,40,631*	*1,10,834*	*57,776*	*95,797*	*75,500*
TOTAL	3,718 069	2,528,803	2,699 940	6,8[illegible]3,736	4,298,244	9,29,793	6,41,401	4,[illegible]6,715	8,[illegible]7[illegible]	6,91,517
Other Sorts (*III. M*)—										
United Kingdom (*including* Channel Islands)	—	—	—	—	—	54,21,993	42,73,525	35,[illegible]9,070	32,43,[illegible]38	35,16,420
Aden and Dependencies	—	—	—	—	—	100	108	..	94 [illegible]7	..
Ceylon (*excluding* Maldives)	—	—	—	—	—	7,260	5,397	6,738	6,[illegible]22	3,550

No. 10—*continued*

ARTICLES, AND COUNTRIES OF CONSIGNMENT; ALSO SHARE OF EACH PROVINCE	QUANTITY					VALUE				
	1929-30	1930-31	1931-32	1932-33	1933-34	1929-30	1930-31	1931-32	[illegible]	1933-34
						R	R	R	R	R
Stationery (*excluding* paper)—*continued*										
Other Sorts (III. M)—continued										
Straits Settlements	—	—	—	—	—	24,745	12,743	14,441	9,331	7,249
Hongkong	—	—	—	—	—	15,684	17,827	14,051	9,153	9,597
Union of South Africa	—	—	—	—	—	9,465	30	149	576	34
Canada—										
Vid Atlantic Coast	—	—	—	—	—	1,229	5,671	3,167	3,452	7,019
„ Pacific „	—	—	—	—	—	..	41	3	3	620
Other British Possessions	—	—	—	—	—	4,081	5,976	4,946	3,533	1,536
TOTAL BRITISH EMPIRE	—	—	—	—	—	54,84,557	43,21,817	38,77,410	31,75,196	35,46,084
Sweden	—	—	—	—	—	3,76,249	3,61,893	2,66,312	1,64,917	1,48,928
Norway	—	—	—	—	—	2,628	3,324	931	1,571	655
Denmark	—	—	—	—	—	544	151	44,563	222	305
Germany	—	—	—	—	—	20,35,825	15,65,419	13,84,858	16,37,436	10,15,939
Netherlands	—	—	—	—	—	24,550	15,819	32,674	17,041	14,348
Belgium	—	—	—	—	—	1,23,431	45,383	21,573	30,196	24,048
France	—	—	—	—	—	87,850	41,386	23,193	15,872	13,689
Portugal (*including* Azores and Madeira)	—	—	—	—	—	16,302	21,514	16,241	1,036	588
Switzerland	—	—	—	—	—	11,686	6,078	6,753	3,669	3,691
Italy (*including* Fiume)	—	—	—	—	—	45,985	47,554	1,17,002	93,821	43,690
Austria	—	—	—	—	—	2,15,715	1,27,590	94,284	91,075	1,11,701
Hungary	—	—	—	—	—	1,135	8	317	14,951	9,843
Czechoslovakia	—	—	—	—	—	34,405	40,168	42,720	27,536	17,716
Kingdom of the Serbs, Croats, Slovenes (Yugo-Slavia)	—	—	—	—	—	2,805	5,715	3,032	1,850	388
Persia	—	—	—	—	—	13,666	8,947	2,367	4,473	6,571
China (*exclusive* of Hongkong and Macão)	—	—	—	—	—	58,881	23,668	18,089	19,062	13,634
Japan	—	—	—	—	—	5,55,183	4,04,474	3,81,649	7,20,059	7,56,452
United States of America—										
Vid Atlantic Coast	—	—	—	—	—	4,82,115	4,34,136	2,93,427	2,07,721	1,68,188
„ Pacific „	—	—	—	—	—	1,683	812	395	2,063	1,130
Other Foreign Countries	—	—	—	—	—	1,892	2,747	1,725	2,883	2,136
TOTAL FOREIGN COUNTRIES	—	—	—	—	—	40,92,080	31,61,765	27,38,145	30,54,867	23,81,424
Share of Bengal	—	—	—	—	—	*31,10,077*	*24,23,082*	*20,86,813*	*20,63,444*	*18,97,221*
„ *Bombay*	—	—	—	—	—	*32,30,938*	*23,76,289*	*21,61,430*	*21,79,032*	*18,31,227*
„ *Sind*	—	—	—	—	—	*7,69,362*	*6,06,028*	*6,37,133*	*6,90,943*	*6,95,268*
„ *Madras*	—	—	—	—	—	*15,06,025*	*12,10,018*	*10,12,846*	*10,66,756*	*11,13,436*
„ *Burma*	—	—	—	—	—	*9,60,195*	*6,44,625*	*6,21,173*	*6,30,336*	*5,70,261*
Protected	7,054 (cwts.)	6,517 (cwts.)	4,700 (cwts.)	5,064 (cwts.)	6,276 (cwts.)	8,60,299	7,75,821	6,46,524	6,21,126	7,56,113
Not protected	—	—	—	—	—	87,16,288	67,07,281	56,70,281	58,08,438	51,71,395
TOTAL	—	—	—	—	—	95,76,587	74,83,102	63,16,755	64,29,564	59,27,508
Total Stationery (excluding paper)—										
United Kingdom (*including* Channel Islands)	—	—	—	—	—	35,52,718	43,76,198	35,95,088	32,43,960	35,75,892
Gibraltar	—	—	—	—	—	..	..	..	7,635	5
Aden and Dependencies	—	—	—	—	—	100	108	..	94,307	
Ceylon (*excluding* Maldives)	—	—	—	—	—	7,291	5,490	6,765	6,483	3,810
Straits Settlements	—	—	—	—	—	24,474	12,[illegible]	11,698	9,329	7,[illegible]
Hongkong	—	—	—	—	—	15,641	17,827	14,051	9,152	9,810
Union of South Africa	—	—	—	—	—	9,465	30	149	576	34
Canada—										
Vid Atlantic Coast	—	—	—	—	—	1,229	5,671	3,167	3,452	7,019
„ Pacific „	—	—	—	—	—	..	41	3	3	620
Other British Possessions	—	—	—	—	—	4,084	5,976	4,946	3,815	1,531
TOTAL BRITISH EMPIRE	—	—	—	—	—	54,16,042	44,24,407	36,43,[illegible]	34,23,[illegible]	36,[illegible]

No. 10—*continued*

ARTICLES, AND COUNTRIES OF CONSIGNMENT; ALSO SHARE OF EACH PROVINCE	Quantity					Value				
	1929-30	1930-31	1931-32	1932-33	1933-34	1929-30	1930-31	1931-32	1932-33	1933-34
						R	R	R	R	R
Stationery (*excluding paper*)—*concluded*										
Total Stationery (*excluding paper*)—*concluded*										
Sweden	—	—	—	—	—	3,70,249	3,01,806	2,66,480	1,61,947	1,48,968
Norway	—	—	—	—	—	2,628	8,824	981	1,571	655
Denmark	—	—	—	—	—	544	396	44,922	300	802
Germany	—	—	—	—	—	26,77,777	19,48,991	16,59,556	20,81,782	14,53,586
Netherlands	—	—	—	—	—	24,683	16,635	39,253	26,485	14,816
Belgium	—	—	—	—	—	1,23,431	45,548	21,874	30,224	24,058
France	—	—	—	—	—	88,864	43,307	24,002	16,102	12,821
Portugal (*including* Azores and Madeira)	—	—	—	—	—	16,303	21,515	16,241	1,036	586
Switzerland	—	—	—	—	—	15,290	6,214	6,996	4,036	5,694
Italy (*including* Fiume)	—	—	—	—	—	46,652	52,147	1,19,170	98,109	48,706
Austria	—	—	—	—	—	2,22,511	1,32,107	96,326	95,751	1,15,965
Hungary	—	—	—	—	—	1,135	8	2,330	25,944	31,552
Czechoslovakia	—	—	—	—	—	48,048	99,466	66,208	58,097	55,288
Kingdom of the Serbs, Croats, Slovenes (Jugo-Slavia)	—	—	—	—	—	2,805	5,700	3,032	1,859	338
Persia	—	—	—	—	—	13,666	8,979	2,374	4,476	6,570
China (*exclusive* of Hong-kong and Macão)	—	—	—	—	—	58,381	23,664	13,440	10,052	13,642
Japan	—	—	—	—	—	6,65,982	4,73,596	4,78,765	9,46,775	9,12,060
United States of America—										
Via Atlantic Coast	—	—	—	—	—	5,01,810	4,48,070	3,00,032	2,20,551	1,67,926
„ Pacific „	—	—	—	—	—	1,685	827	893	2,003	1,130
Other Foreign Countries	—	—	—	—	—	1,892	2,756	1,725	4,814	2,150
TOTAL FOREIGN COUNTRIES	—	—	—	—	—	48,00,335	37,00,296	31,58,502	38,13,064	30,16,420
Share of Bengal	—	—	—	—	—	*33,89,757*	*26,45,518*	*22,30,069*	*23,25,536*	*21,02,879*
„ *Bombay*	—	—	—	—	—	*34,48,937*	*24,61,758*	*22,66,697*	*23,33,363*	*20,43,931*
„ *Sind*	—	—	—	—	—	*5,70,410*	*9,13,106*	*7,11,713*	*8,47,418*	*7,92,116*
„ *Madras*	—	—	—	—	—	*16,96,450*	*13,38,602*	*11,09,122*	*12,00,070*	*12,37,438*
„ *Burma*	—	—	—	—	—	*11,00,528*	*7,65,519*	*4,86,899*	*6,26,033*	*4,45,661*
TOTAL	—	—	—	—	—	1,05,06,380	81,24,503	68,02,500	72,36,350	66,22,025
Sticks and Whips (III, U)—										
United Kingdom (*including* Channel Islands)	—	—	—	—	—	31,450	18,001	19,116	11,148	13,880
Other British Possessions	—	—	—	—	—	920	536	1,326	1,865	468
TOTAL BRITISH EMPIRE	—	—	—	—	—	32,370	19,437	20,441	13,013	14,348
Germany	—	—	—	—	—	64,024	31,596	6,735	6,942	3,027
Japan	—	—	—	—	—	3,919	3,383	1,262	1,409	15,750
Other Foreign Countries	—	—	—	—	—	2,434	1,911	670	307	3,617
TOTAL FOREIGN COUNTRIES	—	—	—	—	—	70,377	36,890	8,667	8,658	22,374
Share of Bengal	—	—	—	—	—	*45,501*	*17,056*	*3,916*	*4,074*	*10,350*
„ *Bombay*	—	—	—	—	—	*30,129*	*20,999*	*11,294*	*8,676*	*18,376*
„ *Sind*	—	—	—	—	—	*17,239*	*12,059*	*10,962*	*7,496*	*9,616*
„ *Madras*	—	—	—	—	—	*7,857*	*6,891*	*1,809*	*366*	*2,580*
„ *Burma*	—	—	—	—	—	*1,973*	*1,322*	*543*	*1,059*	*404*
TOTAL	—	—	—	—	—	1,02,756	56,327	29,126	21,071	36,722
Stone and Marble—										
Stone and Marble (II, B)—	Tons	Tons	Tons	Tons	Tons					
United Kingdom (*including* Channel Islands)	978	34	45	46	8	20,648	10,096	9,927	9,487	6,694
Maldives	..	..	..	39	10	..	..	..	5,479	1,155
Ceylon (*excluding* Maldives)	135	106	954	927	294	789	611	12,848	10,850	6,297
Other British Possessions	318	8	11	1	..	6,343	1,362	719	531	251
TOTAL BRITISH EMPIRE	1,431	148	1,013	1,013	312	25,780	12,077	23,494	26,318	14,725

No. 10 -*continued*

ARTICLES, AND COUNTRIES OF CONSIGNMENT; ALSO SHARE OF EACH PROVINCE	QUANTITY					VALUE				
	1929-30	1930-31	1931-32	1932-33	1933-34	1929-30	1930-31	1931-32	1932-33	1933-34
Stone and Marble—*continued*						R	R	R	R	R
Stone and Marble (II. B)—continued	Tons	Tons	Tons	Tons	Tons					
Belgium	134	43	64	127	298	16,748	5,877	6,957	12,398	25,183
Italy (*including* Fiume)	2,457	2,227	2,344	3,298	4,331	3,33,178	2,57,585	2,80,287	3,55,741	3,56,014
Maskat Territory and Trucial Oman	664	415	925	2,085	2,128	9,006	5,419	6,981	13,611	14,758
Other Native States in Arabia	1,574	606	394	585	588	9,858	5,575	3,352	2,118	2,104
Other Foreign Countries	1,097	74	119	51	203	22,510	3,025	12,982	6,864	10,774
TOTAL FOREIGN COUNTRIES	5,926	3,365	3,846	5,946	7,548	3,91,299	2,82,481	2,80,559	3,89,629	4,08,833
Share of Bengal	*753*	*266*	*821*	*1,102*	*1,054*	*97,045*	*46,096*	*84,402*	*1,37,854*	*97,860*
,, *Bombay*	*5,906*	*2,771*	*3,655*	*4,375*	*5,725*	*2,83,546*	*1,69,552*	*1,35,358*	*1,97,679*	*2,41,457*
,, *Sind*	*320*	*135*	*282*	*293*	*272*	*46,078*	*25,031*	*27,237*	*31,434*	*34,296*
,, *Madras*	*248*	*203*	*927*	*1,127*	*519*	*23,701*	*11,633*	*23,388*	*23,225*	*23,850*
,, *Burma*	*120*	*138*	*174*	*67*	*160*	*25,718*	*25,215*	*31,170*	*10,522*	*21,366*
TOTAL	7,357	3,513	6,859	6,959	7,860	4,17,079	2,94,558	3,04,055	4,15,947	4,23,586
Articles of Stone and Marble (II. B)—	Tons	Tons	Tons	Tons	Tons					
United Kingdom (*including* Channel Islands)	196	125	49	84	62	47,484	61,457	41,631	64,186	39,150
Other British Possessions	27	18	13	11	18	6,556	3,665	3,030	1,817	3,742
TOTAL BRITISH EMPIRE	223	143	62	95	80	54,038	65,122	44,661	66,003	42,892
Sweden	..	..	..	1	..	83	1,047	..	6,902	..
Germany	27	23	11	17	31	11,657	12,665	6,180	8,715	12,682
Belgium	16	42	18	12	6	17,332	15,910	12,911	22,596	12,405
France	1	1	47	..	..	898	4,201	53,821	80	..
Italy (*including* Fiume)	118	105	42	130	172	31,180	52,071	11,911	50,045	63,286
China (*exclusive* of Hongkong and Macao)	17	14	7	15	13	5,622	6,143	2,719	4,402	4,476
Japan	23	19	4	9	24	5,626	5,769	2,470	1,767	2,409
United States of America—										
Vid Atlantic Coast	..	..	3	..	6	6,332	2,977	5,414	1,974	3,090
,, Pacific ,,	..	..	..	..	..	..	836	..	..	..
Other Foreign Countries	..	2	..	..	..	481	2,876	78	235	844
TOTAL FOREIGN COUNTRIES	202	206	132	184	252	79,161	1,04,100	95,069	97,384	1,00,282
Share of Bengal	*154*	*165*	*76*	*87*	*91*	*63,534*	*69,050*	*48,456*	*47,259*	*67,525*
,, *Bombay*	*48*	*37*	*36*	*54*	*147*	*30,309*	*71,875*	*36,664*	*44,256*	*53,736*
,, *Sind*	*3*	*3*	*1*	*14*	..	*2,276*	*7,160*	*3,467*	*20,534*	*4,236*
,, *Madras*	*27*	*18*	*19*	*55*	*33*	*10,889*	*8,500*	*4,130*	*9,176*	*11,163*
,, *Burma*	*85*	*73*	*73*	*69*	*56*	*26,191*	*33,907*	*64,123*	*33,143*	*16,516*
TOTAL	425	349	194	279	382	1,33,199	1,69,282	1,39,750	1,43,417	1,43,174
Total Stone and Marble—	Tons	Tons	Tons	Tons	Tons					
United Kingdom (*including* Channel Islands)	1,174	159	97	120	70	68,130	71,553	51,558	53,673	45,844
Maldives	..	..	..	30	10	..	..	..	5,470	1,453
Ceylon (*excluding* Maldives)	135	108	954	928	244	956	764	12,908	10,375	6,283
Straits Settlements	22	9	8	1	10	5,782	2,990	2,963	1,049	2,169
Other British Possessions	323	17	16	10	8	4,950	1,983	921	1,264	1,449
TOTAL BRITISH EMPIRE	1,654	291	1,075	1,109	342	79,818	77,190	68,176	72,381	57,197
Sweden	..	..	..	1	..	83	1,047	..	7,484	..
Germany	57	33	21	24	60	16,350	14,317	7,830	10,154	17,254
Belgium	150	85	82	134	304	24,080	21,706	19,498	24,889	37,818
France	11	1	67	9	..	5,564	6,486	57,432	1,217	14
Italy (*including* Fiume)	2,575	2,332	2,384	3,628	4,[illegible]	3,44,356	2,09,656	2,62,[illegible]	1,[illegible],346	6,19,[illegible]

No. 10 – *continued*

ARTICLES, AND COUNTRIES OF CONSIGNMENT; ALSO SHARE OF EACH PROVINCE	Quantity					Value				
	1929-30	1930-31	1931-32	1932-33	1933-34	1929-30	1930-31	1931-32	1932-33	1933-34
Stone and Marble—*continued*	Tons	Tons	Tons	Tons	Tons	R	R	R	R	R
***Total Stone and Marble*—continued**										
Maskat Territory and Trucial Oman	664	415	925	2,085	2,128	9,008	5,419	6,981	12,611	14,775
Other Native States in Arabia	1,574	606	894	385	588	9,938	5,575	3,852	2,118	2,104
China (*exclusive* of Hongkong and Macão)	51	35	45	26	40	9,977	8,603	6,260	5,682	7,596
Japan	24	20	4	24	24	5,792	5,971	2,490	3,686	2,573
United States of America—										
Vid Atlantic Coast	1	..	3	1	6	7,656	3,219	5,893	2,600	3,719
,, Pacific ,,	..	..	..	..	..	..	334	..	..	..
Other Foreign Countries	1,021	44	51	8	147	13,706	3,706	3,654	286	4,116
TOTAL FOREIGN COUNTRIES	6,128	3,571	3,078	6,180	7,800	4,70,460	3,86,581	3,75,028	4,86,983	5,09,185
Share of Bengal	*1,001*	*481*	*965*	*1,159*	*1,178*	*1,60,582*	*95,176*	*1,26,771*	*1,55,243*	*1,45,058*
,, *Bombay*	*5,952*	*2,863*	*2,691*	*4,429*	*5,872*	*2,52,855*	*2,41,457*	*1,62,522*	*2,41,965*	*3,05,183*
,, *Sind*	*333*	*138*	*223*	*312*	*372*	*48,348*	*39,192*	*29,699*	*51,978*	*38,531*
,, *Madras*	*276*	*219*	*937*	*1,182*	*557*	*33,590*	*13,833*	*29,518*	*47,514*	*39,748*
,, *Burma*	*215*	*216*	*247*	*126*	*216*	*54,903*	*74,122*	*95,293*	*32,664*	*38,182*
TOTAL	7,782	3,862	5,053	7,288	8,192	5,50,278	4,03,780	4,48,803	5,59,364	5,66,782
Sugar—										
***Sugar, 16 Dutch standard and above (I. G)*—(a)**	Tons									
United Kingdom (*including* Channel Islands)	14,188	—	—	—	—	25,38,044	—	—	—	—
Ceylon (*excluding* Maldives)	3,632	—	—	—	—	8,32,266	—	—	—	—
Straits Settlements	618	—	—	—	—	1,92,770	—	—	—	—
Hongkong	2,505	—	—	—	—	5,66,758	—	—	—	—
Other British Possessions	..	—	—	—	—	386	—	—	—	—
TOTAL BRITISH EMPIRE	20,943	—	—	—	—	41,31,133	—	—	—	—
Germany	1,566	—	—	—	—	3,57,382	—	—	—	—
Netherlands	247	—	—	—	—	45,972	—	—	—	—
Belgium	652	—	—	—	—	1,58,383	—	—	—	—
France	363	—	—	—	—	1,00,906	—	—	—	—
Hungary	1,944		—	—	—	4,09,144	—	—	—	—
Czechoslovakia	263		—	—	—	43,647	—	—	—	—
Java	770,437	—	—	—	—	12,68,67,398	—	—	—	—
China (*exclusive* of Hongkong and Macão)	202	—	—	—	—	59,157	—	—	—	—
Japan	532	—	—	—	—	1,06,927	—	—	—	—
Portuguese East Africa	447	—	—	—	—	86,743	—	—	—	—
Other Foreign Countries	5	—	—	—	—	1,374	—	—	—	—
TOTAL FOREIGN COUNTRIES	785,718	—	—	—	—	12,82,37,333	—	—	—	—
Share of Bengal	*362,136*	—	—	—	—	*5,51,15,925*	—	—	—	—
,, *Bombay*	*134,328*	—	—	—	—	*2,74,98,627*	—	—	—	—
,, *Sind*	*157,414*	—	—	—	—	*3,45,60,805*	—	—	—	—
,, *Madras*	*90,337*	—	—	—	—	*1,79,39,367*	—	—	—	—
,, *Burma*	*42,456*	—	—	—	—	*72,03,742*	—	—	—	—
TOTAL	806,661	—	—	—	—	13,23,68,466	—	—	—	—
Sugar 20 Dutch Standard and above (I. G)—(a)		Tons	Tons	Tons	Tons					
United Kingdom (*including* Channel Islands)	—	1,237	3,687	12,031	12,108	—	2,33,333	5,22,077	14,32,[illegible]	13,50,833
Ceylon (*excluding* Maldives)	—	8,722	962	77	5	—	9,46,215	1,25,915	8,[illegible]	653
Straits Settlements	—	369	315	127	114	—	1,17,980	63,689	24,755	28,811
Hongkong	—	3,964	3,293	1,172	1,386	—	6,81,639	5,68,112	2,37,534	2,15,483
Other British Possessions	—	15	..	..	1	—	3,926	315	246	210
TOTAL BRITISH EMPIRE	—	11,305	4,260	13,407	13,616	—	19,83,093	12,80,108	17,04,052	15,96,025

(a) Sub-divided from 1930-31.

No. 10—*continued*

ARTICLES, AND COUNTRIES OF CONSIGNMENT; ALSO SHARE OF EACH PROVINCE	QUANTITY					VALUE				
	1929-30	1930-31	1931-32	1932-33	1933-34	1929-30	1930-31	1931-32	1932-33	1933-34
						Rs	Rs	Rs	Rs	Rs
Sugar—continued										
Sugar, 23 Dutch Standard and above (I. G.)—continued (a)		Tons	Tons	Tons	Tons					
U.S.S.R.—										
Southern	—	..	19,698	2,333	..	—	..	20,54,174	2,64,872	..
Germany	—	197	..	20	..	—	22,002	10	5,128	146
Belgium	—	331	181	132	1,867	—	72,174	35,106	25,279	2,90,106
Czechoslovakia	—	9	15	60	..	—	1,860	4,838	19,236	..
Java	—	715,307	330,182	295,118	194,426	—	5,44,50,182	4,07,25,800	3,29,67,415	1,97,92,004
China (*exclusive* of Hongkong and Macão).	—	693	494	547	439	—	1,34,988	91,496	1,10,778	66,812
Japan	—	1	141	2,800	2,879	—	885	20,585	3,14,095	3,58,159
Portuguese East Africa	—	..	..	12,652	18,186	—	..	..	12,73,124	18,24,301
Other Foreign Countries	—	19	52	52	53	—	2,782	7,702	6,470	8,819
TOTAL FOREIGN COUNTRIES	—	716,557	356,713	313,804	217,850	—	5,46,64,342	4,29,39,679	3,50,06,998	2,23,41,096
Share of Bengal	—	*362,377*	*138,077*	*86,981*	*25,450*	—	*2,90,72,743*	*1,49,69,276*	*1,10,15,773*	*27,15,819*
,, *Bombay*	—	*169,128*	*67,017*	*103,121*	*93,736*	—	*1,35,54,679*	*76,07,928*	*1,06,73,009*	*93,76,931*
,, *Sind*	—	*173,293*	*63,830*	*57,212*	*38,930*	—	*2,02,58,046*	*68,61,438*	*60,13,594*	*39,30,964*
,, *Madras*	—	*83,235*	*77,994*	*53,736*	*53,862*	—	*1,35,85,889*	*1,23,14,631*	*80,96,481*	*56,13,755*
,, *Burma*	—	*39,778*	*25,058*	*26,171*	*19,458*	—	*51,66,024*	*34,64,430*	*29,06,739*	*20,98,148*
TOTAL	—	727,862	364,978	327,211	231,466	—	6,66,67,435	4,42,19,787	3,67,11,047	2,39,87,715
Sugar below 23 Dutch Standard but not below 16 Dutch Standard (I.G)—(a)		Tons	Tons	Tons	Tons					
United Kingdom (*including* Channel Islands)	—	16	8	3	6	—	9,067	5,803	2,416	4,255
Straits Settlements	—	91	84	106	89	—	27,172	19,104	27,575	8,306
Hongkong	—	119	230	234	374	—	32,652	51,397	47,748	57,390
Other British Possessions	—	..	..	..	..	—	2	28	3	..
TOTAL BRITISH EMPIRE	—	228	322	343	469	—	68,893	76,332	77,742	69,951
Java	—	87,000	30,617	6	..	—	92,04,624	28,90,134	913	5
China (*exclusive* of Hongkong and Macão)	—	195	995	249	1,200	—	44,462	1,93,094	41,547	1,14,767
Japan	—	..	..	1,149	667	—	..	..	1,93,951	1,04,944
Other Foreign Countries	—	..	..	31	3	—	64	87	6,799	550
TOTAL FOREIGN COUNTRIES	—	87,195	31,612	1,437	1,870	—	92,49,150	30,83,315	3,43,249	2,20,566
Share of Bengal	—	*64,442*	*27,353*	*1,502*	*2,070*	—	*67,20,645*	*26,76,812*	*2,59,769*	*2,16,749*
,, *Bombay*	—	*11,197*	*3,008*	*2*	..	—	*12,90,437*	*3,01,146*	*960*	*67*
,, *Sind*	—	*11,465*	*1,275*	*2*	*6*	—	*12,59,593*	*1,21,231*	*636*	*3,276*
,, *Madras*	—	*86*	*19*	*54*	*21*	—	*14,896*	*2,563*	*19,361*	*3,475*
,, *Burma*	—	*533*	*979*	*330*	*191*	—	*63,562*	*57,297*	*49,278*	*35,543*
TOTAL	—	87,423	31,934	1,780	2,289	—	93,18,043	31,59,647	3,29,991	3,29,510
Beet Sugar (I. G)—	Tons	Tons	Tons	Tons	Tons					
United Kingdom (*including* Channel Islands)	45,069	7,175	19,189	22,860	24,552	77,79,716	7,68,202	22,75,918	23,76,828	24,56,604
Hongkong	3,370	138	..	..	..	4,58,836	20,377	..	..	..
Other British Possessions	..	..	1	..	..	36	16	164	..	92
TOTAL BRITISH EMPIRE	48,439	7,313	19,190	22,860	24,552	82,38,548	7,88,595	22,76,082	23,76,828	24,56,696
U.S.S.R.—										
Southern	..	42,579	68,411	8,639	..	..	44,77,306	66,20,467	8,98,851	..
Poland (*including* Danzig)	2,364	1,539	12,992	..	..	2,11,850	1,99,978	15,45,127	..	..
Germany	13,668	11,500	15,418	249	80	23,06,496	14,71,230	17,74,036	28,992	6,060
Netherlands	2,228	611	437	449	1,270	3,96,118	82,461	62,262	47,547	1,35,648
Belgium	1,106	..	..	2,369	..	1,96,565	..	..	2,11,725	..

(a) Separately recorded from 1930-31.

No. 10—*continued*

ARTICLES, AND COUNTRIES OF CONSIGNMENT; ALSO SHARE OF EACH PROVINCE	Quantity					Value				
	1929-30	1930-31	1931-32	1932-33	1933-34	1929-30	1930-31	1931-32	1932-33	1933-34
	Tons	Tons	Tons	Tons	Tons	R	R	R	R	R
Sugar—*continued*										
Beet Sugar (I. G)—*continued*										
France	11,643	..	..	38	..	20,30,117	..	..	3,750	..
Italy (*including* Fiume)	1,121	..	..	..	..	1,80,792	..	..	..	..
Austria	1,351	..	400	..	..	2,36,290	..	47,499	..	..
Hungary	34,555	13,814	595	..	1,684	58,98,046	15,87,018	65,497	..	1,63,733
Czechoslovakia	9,468	513	896	434	..	17,98,839	66,553	1,21,641	49,623	..
Kingdom of the Serbs, Croats, Yugo Slavia and Slovenes	4,958	50	..	..	..	7,48,667	8,140	..	..	..
Portuguese East Africa	200	150	..	..	..	40,000	30,000	..	..	..
Equador	..	..	..	5,453	..	..	..	..	5,38,438	..
Other Foreign Countries	..	..	..	..	..	44	..	42	37	..
TOTAL FOREIGN COUNTRIES	82,562	70,806	99,169	17,830	3,004	1,42,45,040	79,23,608	1,02,36,881	17,94,979	3,05,378
Share of Bengal	*6,339*	*60*	*30*	*20*	..	*10,49,136*	*4,850*	*3,675*	*2,487*	..
„ *Bombay*	*61,244*	*34,378*	*61,214*	*8,779*	*4,804*	*1,15,17,882*	*39,68,949*	*61,50,296*	*8,96,371*	*4,90,039*
„ *Sind*	*63,172*	*63,051*	*57,114*	*31,891*	*22,752*	*98,76,340*	*47,11,700*	*63,56,683*	*32,70,949*	*22,71,448*
„ *Burma*	*226*	*150*	*1*	..	..	*39,770*	*26,702*	*210*	..	*77*
TOTAL	131,001	78,119	118,359	40,690	27,556	2,24,83,028	87,12,201	1,25,12,864	41,69,807	27,61,564
Sugar, 15 Dutch Standard and below (I. G)—	Tons	Tons	Tons	Tons	Tons					
United Kingdom (*including* Channel Islands)	1	7	66	3	..	1,657	2,987	12,831	3,259	265
Ceylon (*excluding* Maldives)	..	1	126	..	..	677	219	13,977	1	6
Other British Possessions	8	13	..	..	..	3,039	2,271	171	..	..
TOTAL BRITISH EMPIRE	9	21	192	3	..	5,373	5,477	26,979	3,260	271
Germany	..	17	11	..	..	2,123	3,300	3,565	308	..
Netherlands	..	1	76	18	..	11	548	16,827	3,067	..
Belgium	..	18	40	..	..	..	3,768	11,606	..	..
Czechoslovakia	..	21	217	12	..	..	7,231	49,452	2,675	..
Java	1,673	7,434	9	12	..	2,20,379	6,05,219	1,002	3,179	..
United States of America—Mid Atlantic Coast	240	198	271	29	..	61,944	48,246	63,611	6,216	..
Other Foreign Countries	..	29	1	..	..	..	5,996	667	..	185
TOTAL FOREIGN COUNTRIES	1,913	7,728	625	66	..	2,84,457	6,79,408	1,51,729	15,445	185
Share of Bengal	*494*	*3,722*	*185*	*67*	..	*56,770*	*3,11,238*	*45,170*	*16,203*	*350*
„ *Bombay*	*396*	*152*	*437*	..	..	*1,20,628*	*37,604*	*1,06,041*	*360*	*100*
„ *Sind*	*42*	*3,636*	*7*	..	..	*5,748*	*3,09,342*	*2,687*	*1,557*	..
„ *Madras*	*579*	*219*	*188*	*2*	..	*73,693*	*26,679*	*21,738*	*585*	*6*
„ *Burma*	*8*	..	..	..	..	*3,002*	*24*	*72*	..	..
TOTAL	1,923	7,749	817	69	..	2,89,830	6,84,880	1,78,708	18,705	456
Molasses (I. G)—	Tons	Tons	Tons	Tons	Tons					
TOTAL BRITISH EMPIRE	..	9	..	..	..	18	260	32	22	171
Java	71,760	102,022	40,191	31,991	2,401	26,23,466	42,63,704	15,82,195	10,66,490	68,203
Other Foreign Countries	1	..	..	..	..	62	31	23	146	14
TOTAL FOREIGN COUNTRIES	71,761	102,022	40,191	31,991	2,401	26,23,528	42,63,735	15,82,218	10,66,636	68,217
Share of Bengal	*61,171*	*95,610*	*37,589*	*29,589*	*2,351*	*19,98,700*	*38,29,422*	*14,51,663*	*9,39,643*	*66,706*
„ *Bombay*	*1,652*	*1,173*	*287*	..	..	*46,537*	*62,954*	*15,118*	..	*117*
„ *Sind*	*998*	*157*	*557*	*398*	..	*45,496*	*3,444*	*35,231*	*14,057*	*41*
„ *Madras*	*7,155*	*6,486*	*979*	*1,531*	..	*4,55,919*	*3,16,655*	*84,526*	*1,01,613*	*16*
„ *Burma*	*634*	*598*	*139*	*152*	*21*	*46,613*	*40,448*	*15,639*	*11,335*	*1,518*
TOTAL	71,761	102,024	40,191	31,991	2,401	26,23,548	42,33,995	15,82,250	10,66,648	68,388

No. 10—*continued*

ARTICLES, AND COUNTRIES OF CONSIGNMENT; ALSO SHARE OF EACH PROVINCE	QUANTITY					VALUE				
	1929-30	1930-31	1931-32	1932-33	1933-34	1929-30	1930-31	1931-32	1932-33	1933-34
						Rs	Rs	Rs	Rs	Rs
Sugar—concluded										
Total Sugar—										
	Tons	Tons	Tons	Tons	Tons					
United Kingdom (*including* Channel Islands)	59,258	8,435	22,950	34,897	36,666	1,03,20,317	10,13,592	23,13,826	38,13,284	36,11,543
Ceylon (*excluding* Maldives)	3,032	5,724	1,038	77	5	8,32,951	9,46,542	1,39,035	8,581	649
Straits Settlements	624	463	399	233	153	1,95,076	1,46,214	82,845	82,252	37,131
Hongkong	5,877	4,221	3,526	1,406	1,762	10,26,378	7,34,608	6,19,509	2,88,182	3,72,919
Other British Possessions	..	26	1	..	1	387	5,202	579	246	202
TOTAL BRITISH EMPIRE	69,391	18,869	27,964	36,613	38,587	1,23,75,109	28,46,338	36,59,494	41,52,904	41,22,604
U. S. S. R.—										
Southern	..	42,579	88,129	11,172	..	..	44,77,806	86,85,041	11,53,728	..
Poland (*including* Dantzig)	2,364	1,589	12,992	..	..	3,11,850	1,99,308	15,35,127	..	..
Germany	15,234	11,714	15,429	273	50	27,56,000	15,03,532	17,82,581	33,492	6,148
Netherlands	2,475	622	553	101	1,310	6,42,318	83,614	83,279	56,753	1,40,620
Belgium	1,758	349	221	2,503	1,870	3,56,948	75,937	46,710	2,65,533	2,96,703
France	11,906	..	..	38	..	21,31,023	224	338	3,710	2
Italy (*including* Fiume)	1,121	..	1	..	..	1,89,702	..	324	22	..
Austria	1,351	18	400	..	..	2,36,290	4,271	47,509	..	..
Hungary	36,499	12,814	595	..	1,684	63,07,490	15,87,018	65,497	..	1,63,782
Czechoslovakia	9,781	553	1,128	506	..	18,42,486	75,744	1,76,931	71,536	..
Kingdom of the Serbs Croats and Slovenes (Jugo-Slavia)	4,958	50	..	..	..	7,48,667	8,140	..	..	..
Java	862,870	911,768	406,949	827,129	196,827	12,97,11,243	9,85,23,729	4,51,99,155	3,40,38,023	1,98,60,302
China (*exclusive* of Hongkong and Macão)	262	894	1,469	706	1,639	59,201	1,81,172	2,84,604	1,52,315	2,21,658
Japan	532	1	141	4,039	3,546	1,06,927	356	20,579	5,28,086	4,57,502
Portuguese East Africa	647	150	..	12,652	18,196	1,26,743	30,000	10	12,73,325	18,24,391
United States of America—										
Vid Atlantic Coast	240	198	271	29	..	61,959	48,251	53,611	6,367	52
„ Pacific „	..	..	..	..	..	..	..	19	..	10
Equador	..	..	..	5,453	..	..	..	..	5,18,438	..
Other Foreign Countries	6	9	12	37	13	1,421	1,634	2,512	5,021	3,707
TOTAL FOREIGN COUNTRIES	941,954	984,308	528,310	865,128	225,125	14,53,90,358	10,68,00,230	5,70,93,822	3,81,27,294	2,20,74,429
Share of Bengal	*630,849*	*626,991*	*303,514*	*118,180*	*29,930*	*8,82,50,531*	*3,99,98,899*	*1,91,49,630*	*1,21,36,878*	*30,72,023*
„ *Bombay*	*217,459*	*216,628*	*131,963*	*111,909*	*98,540*	*2,91,83,968*	*2,68,60,653*	*1,41,80,527*	*1,15,72,709*	*1,00,17,236*
„ *Sind*	*221,627*	*231,602*	*113,083*	*59,563*	*61,681*	*3,44,84,792*	*2,65,47,119*	*1,33,79,765*	*93,01,237*	*62,84,519*
„ *Madras*	*98,056*	*88,296*	*79,120*	*65,813*	*53,334*	*1,85,48,979*	*1,29,44,023*	*1 24,63,456*	*62,98,940*	*56,17,676*
„ *Burma*	*43,374*	*40,780*	*28,574*	*26,573*	*19,670*	*72,93,197*	*52,95,360*	*35,40,334*	*29,67,297*	*21,33,781*
TOTAL	1,011,345	1,003,177	556,274	401,741	263,712	15,77,65,467	10,96,46,554	6,16,53,256	4,22,87,100	2,70,97,033
Tallow and Stearine—										
Grease (excluding mineral grease) (*H. L.*)—	Cwts.	Cwts.	Cwts.	Cwts.	Cwts.					
United Kingdom (*including* Channel Islands)	6,367	4,656	4,946	4,328	7,053	1,14,044	73,478	80,935	57,563	76,922
Commonwealth of Australia	461	256	566	..	..	14,679	6,150	9,740	..	15
Other British Possessions	68	57	8	5	50	2,175	1,076	334	129	326
TOTAL BRITISH EMPIRE	6,896	5,068	5,520	4,333	7,103	1,30,898	83,102	90,009	57,792	75,248
United States of America—										
Vid Atlantic Coast	1,018	1,702	807	1,589	478	16,026	32,346	15,924	27,521	6,995
„ Pacific „	9	..	230	12	37	227	..	3,667	326	200
Other Foreign Countries	186	37	192	286	19	2,269	1,107	4,528	4,826	1,041
TOTAL FOREIGN COUNTRIES	1,213	1,739	1,229	1,887	534	18,522	34,472	23,274	32,673	8,236

No. 10—*continued*

ARTICLES AND COUNTRIES OF CONSIGNMENT; ALSO SHARE OF EACH PROVINCE	QUANTITY					VALUE				
	1929-30	1930-31	1931-32	1932-33	1933-34	1929-30	1930-31	1931-32	1932-33	1933-34
Tallow and Stearine—*continued*	Cwts.	Cwts.	Cwts.	Cwts	Cwts.	R	R	R	R	R
Grease (excluding *mineral grease*) (*H. L.*)—continued.										
Share of Bengal	*7,028*	*4,736*	*5,822*	*4,788*	*6,679*	*1,16,181*	*68,181*	*72,766*	*58,617*	*63,332*
,, *Bombay*	*475*	*1,412*	*711*	*1,325*	*249*	*17,379*	*35,848*	*14,690*	*29,460*	*6,284*
,, *Sind*	*105*	*55*	*1*	*13*	*20*	*406*	*1,526*	*88*	*589*	*880*
,, *Madras*	*411*	*540*	*189*	*47*	*109*	*12,411*	*10,315*	*4,092*	*899*	*2,301*
,, *Burma*	*96*	*86*	*26*	*47*	*580*	*3,043*	*1,704*	*747*	*780*	*10,780*
TOTAL	8,100	6,807	6,749	6,220	7,637	1,49,420	1,17,574	92,283	90,265	83,557
Other sorts (H. L.)—	Cwts	Cwts	Cwts.	Cwts.	Cwts.					
United Kingdom (*including* Channel Islands)	15,559	12,097	5,674	5,185	5,588	5,19,490	3,70,791	1,36,383	1,18,844	1,40,132
Ceylon (*excluding* Maldives)	1	139	804	339	22	25	2,708	6,110	5,480	162
Straits Settlements	197	8	..	305	..	6,011	80	..	5,473	1
Commonwealth of Australia	75,069	79,829	96,885	112,573	93,170	22,86,167	20,23,327	16,16,054	19,86,270	15,75,632
New Zealand	2,611	7,353	10,543	11,336	4,111	79,956	1,89,685	1,87,497	2,07,192	74,159
Other British Possessions	10	..	..	..	..	282	..	15	..	..
TOTAL BRITISH EMPIRE	93,447	99,921	113,306	129,738	1,02,891	28,92,931	25,86,541	19,45,089	23,23,259	17,90,086
Norway	468	..	..	..	..	11,395	..	..	..	..
Germany	95	..	195	191	105	4,901	..	5,933	7,447	4,370
Netherlands	547	396	98	196	265	25,396	10,867	3,725	7,222	8,957
Japan	..	301	1,725	2,922	5,259	..	4,520	24,105	29,300	69,427
United States of America—										
Fid Atlantic Coast	3	21	137	..	212	94	663	609	..	3,882
,, Pacific ,,	199	..	106	..	198	5,261	..	1,708	..	2,854
Other Foreign Countries	400	84	305	380	80	12,731	3,022	5,938	7,818	2,250
TOTAL FOREIGN COUNTRIES	1,712	804	2,566	3,698	6,119	59,778	19,081	42,018	51,287	91,740
Share of Bengal	*6,357*	*9,749*	*12,688*	*17,691*	*15,828*	*1,85,110*	*2,30,827*	*2,22,288*	*2,88,533*	*2,65,700*
,, *Bombay*	*82,667*	*83,580*	*93,746*	*105,256*	*84,969*	*25,43,619*	*21,55,303*	*16,28,911*	*18,93,871*	*14,71,956*
,, *Sind*	*603*	*56*	*331*	*157*	*147*	*25,624*	*578*	*4,056*	*2,645*	*3,300*
,, *Madras*	*3,056*	*4,621*	*5,929*	*6,733*	*4,595*	*96,733*	*1,22,159*	*98,643*	*1,33,588*	*86,749*
,, *Burma*	*2,571*	*2,619*	*3,278*	*3,609*	*3,471*	*1,01,563*	*96,755*	*53,209*	*55,909*	*54,123*
TOTAL	95,159	100,725	115,873	133,436	109,010	29,52,709	26,05,622	19,87,107	23,74,546	18,81,826
Total *Tallow and Stearine*—	Cwts.	Cwts.	Cwts.	Cwts.	Cwts.					
United Kingdom (*including* Channel Islands)	21,926	17,253	10,520	9,513	12,641	6,33,536	4,44,669	1,95,318	1,76,507	2,15,054
Ceylon (*excluding* Maldives)	42	139	804	341	72	876	2,708	6,110	5,509	480
Straits Settlements	224	60	7	305	..	7,337	1,104	208	5,473	8
Commonwealth of Australia	75,530	80,164	97,451	112,573	93,170	23,01,846	20,31,477	16,25,824	19,86,270	15,75,647
New Zealand	2,611	7,353	10,543	11,336	4,111	79,956	1,89,685	1,87,497	2,07,192	74,159
Other British Possessions	10	..	1	3	..	282	..	141	100	1
TOTAL BRITISH EMPIRE	1,00,343	104,989	118,826	134,071	109,994	30,23,829	26,69,643	20,14,098	23,81,051	18,65,349
Norway	468	..	..	..	..	11,395	..	..	..	10
Germany	96	32	218	247	112	5,002	915	6,992	8,751	4,585
Netherlands	567	398	108	210	265	26,340	10,867	4,068	7,478	8,957
Japan	..	306	1,728	3,024	5,263	..	4,690	24,173	30,168	69,732
United States of America—										
Fid Atlantic Coast	1,021	1,723	944	1,349	630	16,120	24,028	16,603	27,521	10,875
,, Pacific ,,	198	..	336	13	235	5,488	..	4,395	326	3,114
Other Foreign Countries	565	84	436	503	88	13,956	3,058	9,041	9,521	2,761
TOTAL FOREIGN COUNTRIES	2,925	2,543	3,798	5,585	6,753	78,300	53,553	65,292	83,760	1,00,034
Share of Bengal	*13,379*	*14,485*	*18,510*	*22,479*	*22,507*	*3,01,301*	*2,99,008*	*2,72,054*	*3,47,150*	*3,29,032*
,, *Bombay*	*83,142*	*84,992*	*94,457*	*106,581*	*85,218*	*25,69,993*	*21,91,151*	*16,43,601*	*19,23,331*	*14,78,213*
,, *Sind*	*713*	*89*	*332*	*170*	*167*	*26,030*	*2,104*	*4,144*	*3,234*	*4,180*
,, *Madras*	*3,467*	*5,160*	*6,118*	*6,779*	*4,704*	*1,09,194*	*1,32,474*	*1,02,715*	*1,34,497*	*89,849*
,, *Burma*	*2,667*	*2,698*	*3,304*	*3,652*	*6,611*	*1,04,606*	*98,459*	*53,956*	*56,689*	*64,903*
TOTAL	103,368	107,382	122,671	139,656	118,647	31,02,129	27,23,196	20,79,380	24,64,811	19,65,388

No. 10—continued

ARTICLES, AND COUNTRIES OF CONSIGNMENT; ALSO SHARE OF EACH PROVINCE	QUANTITY					VALUE				
	1929-30	1930-31	1931-32	1932-33	1933-34	1929-30	1930-31	1931-32	1932-33	1933-34
						R	R	R	R	R
Tea—										
Black (I. H.)—	Lbs.	Lbs.	Lbs.	Lbs.	Lbs.					
United Kingdom (*including* Channel Islands)	6,181	9,139	7,282	3,876	5,986	6,829	8,618	6,460	3,593	5,761
Ceylon (*excluding* Maldives)	2,353,873	1,726,364	2,296,934	1,491,114	827,331	17,09,941	12,28,233	18,40,169	11,27,396	5,02,221
Straits Settlements	201,086	144,339	80,520	79,215	26,632	1,31,633	95,938	55,705	53,820	17,877
Hongkong	87,918	81,105	54,093	26,691	16,966	64,610	59,750	34,629	17,131	11,139
Kenya Colony	367	21	26,212	394	38	626	15	20,126	289	44
Commonwealth of Australia	25	159,142	98	49	130	17	10,707	69	33	83
Other British Possessions	216	2,020	208	4,240	626	166	1,817	161	3,152	766
TOTAL BRITISH EMPIRE	2,654,666	1,978,180	2,471,351	2,005,779	877,609	19,13,822	14,05,080	16,60,819	12,04,414	5,37,881
Turkey, Asiatic	..	..	..	15,480	..	..	..	..	7,740	..
Smyrna	..	..	21,715	..	..	..	..	16,300	..	..
Iraq	..	30,460	43	23,473	35	..	20,132	30	11,747	17
Persia	188	4,660	15	21	2,689	526	3,477	11	18	1,841
Sumatra	2,789	..	122,172	86,573	..	1,723	..	50,844	44,072	..
Java	3,402,571	1,383,705	1,100,714	201,606	3,050	22,53,142	7,63,487	4,49,567	1,00,252	1,347
China (*exclusive* of Hongkong and Macao)	281,439	146,010	99,076	60,545	44,549	1,89,285	1,11,096	58,517	49,207	29,785
Japan	119,568	9,031	8,728	898	1,266	55,451	6,664	1,981	577	681
United States of America—										
Pld Atlantic Coast	36	..	74	..	..	36	..	81	..	..
,, Pacific ,,	7,769	..	..	..	..	7,692	..	..	..	..
Other Foreign Countries	1,014	9,400	402	103	691	712	3,001	306	113	693
TOTAL FOREIGN COUNTRIES	3,815,374	1,583,296	1,349,534	397,699	52,279	24,58,567	9,17,856	5,96,897	2,13,721	34,067
Share of Bengal	*2,570,217*	*894,634*	*660,766*	*117,717*	*3,112*	*17,36,071*	*5,50,716*	*3,45,657*	*55,105*	*3,560*
,, *Bombay*	*2,567,472*	*1,695,669*	*2,490,978*	*1,561,693*	*728,818*	*16,98,406*	*11,10,818*	*16,09,177*	*9,41,426*	*4,60,416*
,, *Sind*	*383,210*	*339,500*	*442,081*	*412,962*	*104,764*	*3,25,161*	*2,58,990*	*2,66,507*	*2,14,483*	*59,492*
,, *Madras*	*465,208*	*274,627*	*171,624*	*89,521*	*13,438*	*2,68,142*	*1,45,918*	*73,982*	*31,638*	*6,018*
,, *Burma*	*483,933*	*356,946*	*254,437*	*221,301*	*76,806*	*3,44,609*	*2,56,100*	*1,62,093*	*1,41,818*	*49,148*
TOTAL	6,470,040	3,561,426	3,819,885	2,403,478	929,888	43,72,389	23,32,536	22,66,416	14,18,134	5,71,848
Green (I. H)—	Lbs.	Lbs.	Lbs.	Lbs.	Lbs.					
United Kingdom (*including* Channel Islands)	50,388	8,346	2,435	3,231	113	8,823	3,477	2,048	2,154	177
Ceylon (*excluding* Maldives)	222,151	414,781	411,986	94,441	50,887	1,78,077	3,12,849	2,63,218	55,329	23,189
Straits Settlements	2,220	2,444	15,617	401	323	2,424	2,320	9,236	342	267
Hongkong	4,713	2,202	4,184	2,632	4,924	5,285	2,650	3,984	2,244	4,281
Other British Possessions	24	32	32	47	117	23	29	27	38	60
TOTAL BRITISH EMPIRE	279,491	427,854	434,254	100,792	56,364	1,94,732	3,26,327	2,78,510	60,619	27,974
China (*exclusive* of Hongkong and Macao)	2,459,918	2,652,766	2,680,490	2,748,143	2,995,583	18,12,022	19,15,706	18,02,907	17,91,056	15,43,185
Japan	28,474	945	10,466	312,917	734,214	9,522	954	2,119	1,80,977	3,80,185
Other Foreign Countries	2,640	5,270	4,157	3,687	5	963	2,121	2,207	2,137	18
TOTAL FOREIGN COUNTRIES	2,490,032	2,658,981	2,695,113	3,064,747	3,729,802	18,21,497	19,18,782	18,12,233	19,84,170	19,13,528
Share of Bengal	*142,294*	*101,266*	*81,653*	*17,171*	*84,[illegible]*	*42,893*	*33,706*	*26,911*	*10,248*	*9,514*
,, *Bombay*	*2,338,440*	*2,753,630*	*2,9[illegible]*	*3,0[illegible]*	*3,[illegible]*	*18,87,296*	*19,33,204*	*19,33,217*	*18,20,864*	*16,94,190*
,, *Sind*	*52,256*	*219,481*	*185,144*	*327,[illegible]*	*672,[illegible]*	*48,322*	*1,49,676*	*1,[illegible]*	*1,90,735*	*2,99,161*
,, *Burma*	*16,831*	*17,648*	*20,549*	*1,[illegible]*	*[illegible]*	*16,919*	*13,523*	*19,296*	*2,947*	*74,310*
TOTAL	5,760,523	5,046,935	5,149,367	5,[illegible]	5,[illegible]	20,17,229	22,45,109	20,20,743	20,44,799	19,41,[illegible]

No. 10—*continued*

ARTICLES, AND COUNTRIES OF CONSIGNMENT; ALSO SHARE OF EACH PROVINCE	Quantity					Value				
	1929-30	1930-31	1931-32	1932-33	1933-34	1929-30	1930-31	1931-32	1932-33	1933-34
						R	R	R	R	R
Tea—*continued*										
Total Tea—	Lbs.	Lbs.	Lbs.	Lbs.	Lbs.					
United Kingdom (*including* Channel Islands)	56,564	17,484	9,717	7,107	5,999	15,652	17,095	9,008	5,749	5,028
Ceylon (*excluding* Maldives)	2,581,024	2,141,145	2,728,924	1,985,595	878,218	18,88,018	15,41,078	18,09,384	11,83,235	5,25,410
Straits Settlements	203,306	146,7-3	102,137	79,616	26,955	1,84,057	98,258	64,941	53,162	17,844
Hongkong	92,631	88,357	58,277	29,523	21,890	69,995	62,409	38,613	19,875	15,420
Kenya Colony	367	21	26,216	..	38	626	15	26,139	..	44
Commonwealth of Australia	25	15,142	122	94	159	17	10,707	90	69	106
Other British Possessions	230	2,052	212	4,686	714	178	1,845	104	3,443	803
TOTAL BRITISH EMPIRE	2,934,147	2,405,964	2,925,605	2,106,571	933,973	21,08,543	17,81,407	19,48,329	12,65,033	5,65,555
Iraq	..	30,460	48	23,478	35	..	29,132	30	11,747	17
Turkey, Asiatic	..	..	21,715	15,480	..	..	..	16,300	7,740	..
Persia	188	4,690	15	21	2,689	526	5,508	11	13	1,544
Sumatra	2,789	..	122,172	86,578	..	1,728	..	59,814	44,072	..
Java	3,406,208	1,388,883	1,103,631	201,896	3,050	22,54,093	7,65,531	4,50,833	1,00,594	1,347
China (*exclusive* of Hongkong and Macão)	3,741,357	3,795,776	2,780,166	3,017,668	3,040,132	19,51,807	20,27,401	18,71,424	18,40,263	16,13,270
Japan	146,042	10,006	14,189	813,815	735,479	64,978	5,619	9,100	1,91,554	3,30,707
United States of America—Mid Atlantic Coast	36	..	78	..	..	36	..	55	..	..
„ Pacific „	7,769	..	..	..	..	7,692	..	..	..	..
Other Foreign Countries	1,027	9,462	1,638	3,498	696	725	3,047	1,238	1,908	710
TOTAL FOREIGN COUNTRIES	7,305,416	4,242,277	4,043,647	3,662,446	3,782,081	42,81,075	28,36,238	24,08,830	21,97,891	19,47,595
Share of Bengal	*2,713,511*	*999,950*	*494,814*	*134,595*	*53,144*	*18,18,763*	*6,39,422*	*2,79,668*	*95,348*	*15,104*
„ *Bombay*	*6,135,918*	*6,454,299*	*5,400,319*	*4,567,245*	*4,035,641*	*35,65,702*	*30,94,018*	*24,42,394*	*27,76,290*	*21,54,818*
„ *Sind*	*435,468*	*649,981*	*627,465*	*740,448*	*524,972*	*3,73,483*	*4,18,866*	*3,80,732*	*4,05,183*	*2,59,674*
„ *Madras*	*465,208*	*274,627*	*171,924*	*89,531*	*13,428*	*3,88,142*	*1,45,915*	*72,982*	*31,638*	*6,028*
„ *Burma*	*500,464*	*369,404*	*275,926*	*236,608*	*103,849*	*3,63,522*	*3,69,683*	*1,81,363*	*1,54,460*	*77,532*
TOTAL	10,239,563	6,648,261	6,969,252	5,769,017	4,716,054	63,89,615	45,67,645	43,57,159	34,62,924	25,13,150
Tea-chests, entire or in sections—										
Of Iron or Steel or other metal (III. C)—										
United Kingdom (*including* Channel Islands)	—	—	—	—	—	1,73,404	2,31,386	2,57,486	21,407	97,393
Ceylon (*excluding* Maldives)	—	—	—	—	—	4,495	211	..	..	..
TOTAL BRITISH EMPIRE	—	—	—	—	—	1,77,899	2,31,597	2,57,486	21,407	97,393
U. S. S. R—										
Northern	—	—	—	—	—	5,066	..	4,542	..	..
Sweden	—	—	—	—	—	..	..	..	..	1,623
Germany	—	—	—	—	—	11,212	36,390	16,775	12,722	6,522
Belgium	—	—	—	—	—	12,316	9,903	5,032	1,068	1,005
TOTAL FOREIGN COUNTRIES	—	—	—	—	—	28,594	46,302	26,349	13,790	9,150
Share of Bengal	—	—	—	—	—	..	..	..	*108*	..
„ *Bombay*	—	—	—	—	—	*142*	..	..	..	..
„ *Madras*	—	—	—	—	—	*2,06,351*	*2,77,999*	*2,83,835*	*35,089*	*1,06,543*
TOTAL	—	—	—	—	—	2,06,493	2,77,999	2,83,835	35,197	1,06,543
Of Wood (III. F)—										
United Kingdom (*including* Channel Islands)	—	—	—	—	—	62,22,937	45,45,959	34,37,209	34,15,799	37,15,635
Ceylon (*excluding* Maldives)	—	—	—	—	—	3,354	574	1,298	378	507
Other British Possessions	—	—	—	—	—	..	..	322	..	..
TOTAL BRITISH EMPIRE	—	—	—	—	—	62,26,291	45,46,533	34,38,834	34,16,177	37,16,142

No. 10—*continued*

ARTICLES, AND COUNTRIES OF CONSIGNMENT; ALSO SHARE OF EACH PROVINCE	Quantity					Value				
	1929-30	1930-31	1931-32	1932-33	1933-34	1929-30	1930-31	1931-32	1932-33	1933-34
						R	R	R	R	R
Tea-chests, entire or in sections—*continued*										
Of Wood (III. U)—continued										
U. S. S. R.—										
Northern	—	—	—	—	—	1,99,689	42,996	24,781	9,643	19,796
Southern	—	—	—	—	—	..	..	2,274	22,808	17,192
Finland	—	—	—	—	—	2,58,029	3,32,053	1,91,695	2,98,999	2,44,768
Esthonia	—	—	—	—	—	7,18,314	5,90,615	5,89,902	4,51,278	7,67,118
Latvia	—	—	—	—	—	21,232	..	..	18,775	..
Sweden	—	—	—	—	—	30,345	6,991	5,944	66,897	55,814
Norway	—	—	—	—	—	17	354	..	..	22,830
Poland (*including* Dantzig)	—	—	—	—	—	13,610	418	..	5,629	765
Germany	—	—	—	—	—	2,77,562	1,72,115	2,78,306	2,40,474	1,94,401
Belgium	—	—	—	—	—	4,867	6,262	10,898	6,982	579
Japan	—	—	—	—	—	63,973	76,434	1,03,923	95,929	1,88,760
Other Foreign Countries	—	—	—	—	—	3,962	..	1,104	4,590	3,429
TOTAL FOREIGN COUNTRIES	—	—	—	—	—	15,91,630	15,28,137	13,08,879	13,26,106	18,18,449
Share of Bengal	—	—	—	—	—	*64,23,724*	*63,53,141*	*42,04,519*	*37,64,851*	*43,25,021*
,, *Madras*	—	—	—	—	—	*13,89,197*	*7,22,529*	*5,43,154*	*5,78,076*	*9,03,458*
,, *Burma*	—	—	—	—	—	..	..	..	..	*8*
TOTAL	—	—	—	—	—	78,17,921	80,74,670	47,47,703	47,42,283	52,31,581
Total value of Tea-chests, entire or in sections—										
United Kingdom (*including* Channel Islands)	—	—	—	—	—	63,96,341	47,77,345	36,94,695	34,37,206	38,13,018
Ceylon (*excluding* Maldives)	—	—	—	—	—	7,849	885	1,293	378	607
Other British Empire	—	—	—	—	—	..	..	222	..	..
TOTAL BRITISH EMPIRE	—	—	—	—	—	64,04,190	47,78,230	36,96,210	34,37,584	38,13,625
U. S. S. R.—										
Northern	—	—	—	—	—	2,04,755	42,995	29,823	9,643	19,796
Southern	—	—	—	—	—	..	..	2,274	22,808	17,192
Finland	—	—	—	—	—	2,58,029	3,32,053	1,91,695	2,98,999	2,44,768
Esthonia	—	—	—	—	—	7,18,314	5,90,615	5,89,902	4,51,278	7,67,118
Latvia	—	—	—	—	—	21,232	..	..	18,775	..
Sweden	—	—	—	—	—	30,345	6,991	5,944	66,897	55,437
Norway	—	—	—	—	—	17	354	..	..	22,830
Poland (*including* Dantzig)	—	—	—	—	—	13,610	418	..	5,629	765
Germany	—	—	—	—	—	2,88,774	2,08,514	3,05,088	2,62,197	2,09,923
Belgium	—	—	—	—	—	17,183	16,165	15,930	8,051	1,584
Japan	—	—	—	—	—	63,973	76,434	1,03,923	95,929	1,88,760
Other Foreign Countries	—	—	—	—	—	3,962	..	1,104	4,590	3,429
TOTAL FOREIGN COUNTRIES	—	—	—	—	—	16,20,224	16,74,449	13,54,208	13,30,802	15,24,599
Share of Bengal	—	—	—	—	—	*64,23,724*	*63,53,141*	*42,04,519*	*37,64,851*	*43,25,021*
,, *Bombay*	—	—	—	—	—	*142*	..	..	..	..
,, *Madras*	—	—	—	—	—	*13,93,548*	*10,00,[illegible]*	*8,27,019*	*10,13,945*	*10,10,301*
,, *Burma*	—	—	—	—	—	..	..	..	..	*8*
TOTAL	—	—	—	—	—	80,24,414	83,53,589	50,31,538	47,77,670	53,35,324
Telegraphs, materials for construction and accessories (*excluding* Electrical) (III. D)—										
United Kingdom (*including* Channel Islands)	—	—	—	—	—	1,57,516	6,142	841	529	7,944
Other British Possessions	—	—	—	—	—	250	..	..	..	..
TOTAL BRITISH EMPIRE	—	—	—	—	—	1,57,766	6,142	841	529	7,944

No. 10—*continued*

ARTICLES AND COUNTRIES OF CONSIGNMENT; ALSO SHARE OF EACH PROVINCE	QUANTITY					VALUE				
	1929-30	1930-31	1931-32	1932-33	1933-34	1929-30	1930-31	1931-32	1932-33	1933-34
						R	R	R	R	R
Telegraphs, materials for construction and accessories (*excluding* **Electrical**) (III. D)—*continued*										
Share of Bengal	—	—	—	—	—	..	..	*263*	..	*3,015*
„ *Bombay*	—	—	—	—	—	*17,968*	..	*62*	*87*	..
„ *Sind*	—	—	—	—	—	..	..	..	*441*	..
„ *Madras*	—	—	—	—	—	*6,630*	*1,448*	*60*	..	*4,539*
„ *Burma*	—	—	—	—	—	*1,33,168*	*2,697*	*186*	..	*92*
TOTAL	—	—	—	—	—	1,57,766	4,142	561	528	7,646
Telephones, materials for construction and accessories (*excluding* **Electrical**) (III. D)—										
United Kingdom (*excluding* Channel Islands)	—	—	—	—	—	1,88,102	1,14,731	65,192	17,075	44,034
Ceylon (*excluding* Maldives)	—	—	—	—	—	1,500	191	..	..	..
TOTAL BRITISH EMPIRE	—	—	—	—	—	1,89,602	1,14,922	65,192	17,075	44,034
Sweden	—	—	—	—	—	1,528	11,497	606	1,764	9,552
Belgium	—	—	—	—	—	11,616	6,485	1,347	1,848	873
United States of America—										
Vid Atlantic Coast	—	—	—	—	—	10,000	2,210	1,930	742	2,040
Other Foreign Countries	—	—	—	—	—	1,114	420	1,647	4,359	3,684
TOTAL FOREIGN COUNTRIES	—	—	—	—	—	24,258	20,616	5,530	8,713	16,149
Share of Bengal	—	—	—	—	—	*52,638*	*38,211*	*41,553*	*24,295*	*34,412*
„ *Bombay*	—	—	—	—	—	*1,54,120*	*65,438*	*4,136*	*1,039*	*15,743*
„ *Sind*	—	—	—	—	—	*686*	..	..	*114*	..
„ *Madras*	—	—	—	—	—	*762*	*87,876*	*16,615*	..	*9,577*
„ *Burma*	—	—	—	—	—	*5,664*	*4,091*	*8,416*	*297*	*451*
TOTAL	—	—	—	—	—	2,13,860	1,35,539	70,722	25,788	60,183
Textiles—	Tons	Tons	Tons	Tons	Tons					
Cotton—										
Raw (*II. M*)—										
United Kingdom (*excluding* Channel Islands)	345	2,470	516	609	4	4,64,164	27,41,660	4,16,344	4,59,569	4,418
Aden and Dependencies	6	..	1	..	..	18,400	500	1,000	250	..
Union of South Africa	..	..	..	..	81	..	60	62	4	74,980
Zanzibar and Pemba	17	..	..	87	14	20,000	..	..	28,913	14,000
Kenya Colony	19,039	22,693	23,155	20,694	24,188	2,80,62,590	2,87,96,852	3,16,61,694	1,77,65,761	2,02,26,478
Tanganyika Territory	571	892	869	943	2,589	7,63,503	10,40,365	4,61,380	8,13,918	23,01,611
Uganda Protectorate	..	..	..	..	27	..	..	..	..	26,250
Anglo-Egyptian Sudan	..	34	1,676	6,447	671	..	33,030	16,86,330	66,24,750	7,19,299
Other British Possessions	..	1	..	..	..	436	1,373	285	172	150
TOTAL BRITISH EMPIRE	19,978	26,090	24,947	28,780	27,774	2,93,24,093	3,26,14,080	3,42,47,095	2,56,93,337	2,33,67,186
Germany	58	4	5	..	..	63,366	6,400	7,507	193	63
Belgium	19	3	18	..	..	22,000	2,900	20,000	1	12
Italy (*excluding* Fiume)	1,350	675	5	113	..	16,61,052	6,70,585	3,759	86,974	..
Syria	..	..	6	7	..	..	..	6,002	6,490	..
Iraq	47	..	11	3	9	66,750	..	5,787	1,120	3,750
Persia	216	75	466	882	674	1,93,350	60,096	2,42,833	4,47,602	4,33,051
China (*excl.* city of Hongkong and Macao)	54	..	..	..	..	61,160	160	..	14	249
Japan	51	481	292	96	..	60,061	5,27,618	2,63,279	61,974	293
Egypt	511	21,343	14,856	9,135	6,066	7,99,766	2,16,71,961	1,41,02,293	77 93,690	53,30,650
Portuguese East Africa	7	30	..	..	..	4,300	30,200	..	..	..

No. 10—*continued*

ARTICLES, AND COUNTRIES OF CONSIGNMENT; ALSO SHARE OF EACH PROVINCE	QUANTITY					VALUE				
	1929-30	1930-31	1931-32	1932-33	1933-34	1929-30	1930-31	1931-32	1932-33	1933-34
Textiles—*continued.*						R	R	R	R	R
Cotton—*continued.*										
***Raw (II. M)*—continued.**	Tons	Tons	Tons	Tons	Tons					
United States of America—										
via Atlantic Coast	1,689	8,547	25,849	44,859	7,026	19,58,504	72,97,830	1,08,70,815	3,76,75,662	55,71,256
,, Pacific ,,	..	1,209	2,775	982	1,100	..	10,8 22	24 6,102	7,82,501	8,26,761
Mexico	..	..	92	..	..	..	..	80,040	..	..
Peru	..	..	..	8	45	..	..	..	..	36,730
Other Foreign Countries	..	7	..	..	..	..	4,165	536	..	..
TOTAL FOREIGN COUNTRIES	4,002	32,374	44,876	56,028	15,172	48,90,929	3,12,79,581	3,61,92,213	4,68,79,224	1,22,07,830
Share of Bengal	67	619	1,093	1,022	757	1,01,444	5,76,398	10,00,883	9,28,744	6,74,373
,, *Bombay*	23,912	57,779	75,808	82,172	61,439	3,41,12,256	6,32,50,293	6,79,11,917	7,04,25,141	3,41,96,633
,, *Sind*	1	1	..	..	..	..	682	102	340	373
,, *Madras*	..	67	2,428	1,566	669	853	68,646	14,27,085	12,24,103	6,94,418
,, *Burma*	..	..	..	..	..	339	616	158	176	196
TOTAL	23,980	58,464	79,328	84,758	62,896	3,43,14,922	6,38,98,631	7,03,39,848	7,16,78,504	3,48,70,006
***Waste (II. M)*—**	Cwts.	Cwts.	Cwts.	Cwts.	Cwts.					
TOTAL BRITISH EMPIRE	19	199	15	32	48	355	3,0.0	30	41	688
TOTAL FOREIGN COUNTRIES	..	2	4	..	..	..	60	62	..	..
Share of Bengal	7	22	16	28	43	181	627	397	564	589
,, *Bombay*	3	6	..	..	..	12	150	..	..	..
,, *Sind*	..	..	..	..	..	..	..	..	17	..
,, *Madras*	1	163	..	..	..	43	1,759	..	..	..
,, *Burma*	8	20	4	7	5	119	650	62	137	119
TOTAL	19	201	19	32	48	355	3,086	459	718	828
***Twist and Yarn*—**										
Grey (unbleached) Nos. 1 to 10 (III. P)—	Lbs.	Lbs.	Lbs.	Lbs.	Lbs.					
Hongkong	80,000	..	..	..	..	50,000	..	..	..	..
Other British Possessions	1,660	..	..	..	..	3,187	..	..	..	..
TOTAL BRITISH EMPIRE	81,660	..	..	..	..	53,187	..	..	..	..
China (*exclusive* of Hongkong and Macao)	20,000	..	..	..	.	10,100	..	..	..	..
Egypt	10,000	..	..	..	..	5,000	.	.	..	..
Other Foreign Countries	1,620	..	..	..	8,000	700	..		.	3,000
TOTAL FOREIGN COUNTRIES	31,620	..	..	..	8,000	15,800	..	..	..	3,000
Share of Bengal	1,250	..	..	..	..	2,990	.	..	.	..
,, *Bombay*	112,020	..	..	..	8,000	67,990	..	..	..	3,000
,, *Madras*	10	..	..	..	..	7	..	..	.	..
TOTAL	113,280	..	..	..	8,000	70,987	..	..	..	3,000
Grey (unbleached) Nos. 11 to 15 (III. P)—	Lbs.	Lbs.	Lbs.	Lbs.	Lbs.					
United Kingdom (*including* Channel Islands)	..	12,396	8,012	1,9..	..	.	1.,..7	4,.05	1,.. 9	..
Other British Possessions	..	..	..	2,4.0	..	..	.	..	7.0	..
TOTAL BRITISH EMPIRE	..	12,396	8,012	4,3.6	..		1.,.7	4,..	. ..	..
TOTAL FOREIGN COUNTRIES	..	..	72.	..	1.,..	..	..	7.0	..	5,7.0

No. 10—*continued*

ARTICLES, AND COUNTRIES OF CONSIGNMENT; ALSO SHARE OF EACH PROVINCE	QUANTITY					VALUE				
	1929-30	1930-31	1931-32	1932-33	1933-34	1929-30	1930-31	1931-32	1932-33	1933-34
						R	R	R	R	R
Textiles—*continued*										
Cotton—*continued*										
Twist and Yarn—continued										
Grey (unbleached) Nos. 11 to 15 (III. P)—*continued*	Lbs.	Lbs.	Lbs.	Lbs.	Lbs.					
Share of Bengal	..	*12,396*	..	*4,308*	*1,091*	..	*12,267*	..	*2,349*	*1,388*
„ *Bombay*	..	..	*810*	..	*11,600*	..	..	*746*	..	*4,350*
„ *Madras*	..	..	*5,000*	..	..	..	..	*4,799*	..	..
TOTAL	..	12,396	5,810	4,308	12,691	..	13,267	5,545	2,349	5,738
Grey (unbleached) Nos. 16 to 20 (III. P)—	Lbs.	Lbs.	Lbs.	Lbs.	Lbs.					
United Kingdom (*including* Channel Islands)	602,726	195,811	68,539	68,514	36,967	8,92,704	2,02,574	64,586	57,740	32,555
Persia	..	..	..	..	35,100	..	..	..	..	20,025
China (*exclusive of Hongkong and Macao*)	..	10,660	34,100	6,000	63,200	..	5,781	16,657	2,823	35,704
Japan	..	43,210	4,835	614,000	41,600	..	24,480	2,887	3,07,937	23,220
Egypt	400	1,200	..	..	..	400	225	..	..	..
TOTAL FOREIGN COUNTRIES	400	55,090	39,235	620,000	140,200	400	30,486	19,544	3,10,760	78,949
Share of Bengal	*685,392*	*219,026*	*88,139*	*82,740*	*34,716*	*3,84,986*	*2,16,856*	*74,048*	*61,669*	*30,614*
„ *Bombay*	*699*	*24,680*	*15,335*	*604,500*	*131,821*	*520*	*12,84 6*	*7,304*	*3,06,966*	*75,862*
„ *Madras*	*7,235*	*5,565*	*400*	*1,374*	..	*7,598*	*3,766*	*337*	*865*	..
„ *Burma*	..	*1,230*	*4,000*	..	*10,600*	..	*562*	*2,440*	..	*5,028*
TOTAL	693,126	250,401	107,774	688,514	177,167	3,93,104	2,33,060	84,129	3,68,500	1,11,504
Grey (unbleached) Nos. 21 to 25 (III. P)—	Lbs.	Lbs.	Lbs.	Lbs.	Lbs.					
United Kingdom (*including* Channel Islands)	80,833	20,311	3,890	10,577	9,734	1,07,552	33,842	3,747	10,317	8,955
Share of Bengal	*80,833*	*27,463*	*3,890*	*10,577*	*9,734*	*1,07,552*	*33,038*	*3,747*	*10,317*	*8,955*
„ *Bombay*	..	*343*		..	..	..	*689*	..	..	..
„ *Madras*	..	*1,506*	..	..	..	..	*1,315*	..	..	..
TOTAL	80,833	20,311	3,890	10,577	9,734	1,07,552	33,842	3,747	10,317	8,955
Grey (unbleached) Nos. 26 to 30 (III. P)—	Lbs.	Lbs.	Lbs.	Lbs.	Lbs.					
United Kingdom (*including* Channel Islands)	312,486	204,308	320,704	611,790	402,528	3,79,492	1,48,425	1,88,484	3,65,577	2,44,615
Straits Settlements	..	1,668	..	..	..	..	1,220	..	..	..
TOTAL BRITISH EMPIRE	312,486	205,976	320,704	611,790	402,528	3,79,492	1,49,645	1,88,484	3,65,577	2,44,615
Japan	..	600	147,760	95,030	130,374	..	442	1,03,054	58,185	71,012
Other Foreign Countries	600	..	56	..	..	429	..	56	..	..
TOTAL FOREIGN COUNTRIES	600	600	147,816	95,030	130,374	429	442	1,03,110	58,185	71,012
Share of Bengal	*67,067*	*169,913*	*175,611*	*429,924*	*311,556*	*96,055*	*1,10,074*	*1,12,906*	*2,55,499*	*2,35,947*
„ *Bombay*	*235,219*	*33,464*	*12,878*	*5,950*	*10,900*	*2,76,348*	*38,741*	*10,818*	*4,052*	*9,075*
„ *Sind*	..	..	*5,946*	*2,000*	..	..	..	*3,331*	*916*	..
„ *Madras*	*1,500*	*3,900*	*127,231*	*137,856*	..	*1,766*	*5,588*	*61,485*	*79,842*	..
„ *Burma*	*6,000*	*3,700*	*147,760*	*132,000*	*129,414*	*5,752*	*5,684*	*1,03,054*	*58,423*	*70,605*
TOTAL	313,086	206,576	468,520	706,820	532,502	3,79,921	1,50,087	2,91,594	4,23,762	3,15,627

No. 19—*continued*

ARTICLES, AND COUNTRIES OF CONSIGNMENT; ALSO SHARE OF EACH PROVINCE	Quantity					Value				
	1929-30	1930-31	1931-32	1932-33	1933-34	1929-30	1930-31	1931-32	1932-33	1933-34
						R	R	R	R	R
Textiles—*continued*										
Cotton—*continued*										
Twist and Yarn—continued										
Grey (unbleached) Nos. 31 to 40 (III. P)—	Lbs.	Lbs.	Lbs.	Lbs.	Lbs.					
United Kingdom (*including* Channel Islands)	2,738,879	883,619	1,223,730	1,410,237	1,268,791	30,12,331	7,84,316	8,44,668	9,30,883	8,87,501
Straits Settlements	6,813	..	20,000	80,000	..	7,608	..	15,000	51,651	..
Hongkong	..	20,000	..	20,000	..	..	16,067	..	13,221	..
Other British Possessions	..	252	..	..	..	..	133	..	..	..
TOTAL BRITISH EMPIRE	2,745,692	903,871	1,243,730	1,510,237	1,268,791	30,19,939	8,01,115	8,59,668	10,01,755	8,87,501
Germany	..	4,500	..	..	..	..	6,216	..	..	..
Italy (*including* Fiume)	347,114	22,000	..	2,000	..	3,55,243	19,671	..	2,353	..
Siam	..	..	..	100,000	80,000	..	..	..	55,601	49,346
China (*exclusive* of Hongkong and Macão)	9,639,215	10,105,630	11,149,938	11,534,400	7,554,080	1,01,22,502	81,53,292	75,77,359	71,06,556	46,06,572
Japan	2,779,549	2,095,317	375,722	6,232,200	4,613,600	30,25,903	18,11,721	2,74,061	38,95,709	29,13,313
Other Foreign Countries	500	10	1,650	..	..	476	13	839	..	..
TOTAL FOREIGN COUNTRIES	12,766,378	12,227,457	11,527,310	17,868,600	12,247,680	1,35,04,124	99,90,813	78,52,259	1,10,60,219	75,69,231
Share of Bengal	*7,493,510*	*8,286,585*	*8,483,776*	*12,077,340*	*11,531,867*	*78,59,419*	*66,33,802*	*57,46,647*	*74,20,287*	*71,67,315*
,, *Bombay*	*5,433,119*	*2,568,433*	*3,120,219*	*4,766,346*	*1,562,594*	*48,53,574*	*21,91,250*	*21,49,261*	*31,11,172*	*10,79,008*
,, *Sind*	*6,000*	..	*5,200*	*5,299*	..	*5,789*	..	*3,850*	*3,325*	..
,, *Madras*	*2,525,316*	*2,222,310*	*1,113,775*	*2,453,737*	*388,050*	*27,44,023*	*19,14,824*	*7,77,683*	*14,13,964*	*3,10,850*
,, *Burma*	*54,125*	*54,000*	*48,000*	*77,118*	*23,000*	*61,267*	*45,952*	*34,447*	*52,314*	*19,549*
TOTAL	15,512,070	13,131,328	12,771,040	19,378,837	13,516,471	1,65,24,063	1,07,91,928	87,11,927	1,20,60,975	84,26,732
Grey (unbleached) Nos. 41 to 50 (III. P)—	Lbs.	Lbs.	Lbs.	Lbs.	Lbs.					
United Kingdom (*including* Channel Islands)	1,015,549	385,509	265,691	409,360	443,805	12,89,501	4,31,100	2,42,952	3,53,490	3,78,135
China (*exclusive* of Hongkong and Macão)	10,000	2,000	..	40,000	20,000	11,062	2,000	..	24,903	12,451
Japan	20,000	..	..	47,000	32,000	27,500	..	..	30,905	22,173
TOTAL FOREIGN COUNTRIES	30,000	2,000	..	87,000	52,000	38,562	2,000	..	55,808	34,624
Share of Bengal	*246,442*	*121,718*	*116,538*	*234,716*	*189,353*	*3,09,472*	*1,24,919*	*95,534*	*1,66,805*	*1,29,538*
,, *Bombay*	*723,802*	*212,646*	*61,620*	*131,455*	*209,517*	*9,14,046*	*2,40,659*	*68,333*	*1,70,493*	*1,94,661*
,, *Madras*	*70,305*	*52,145*	*87,535*	*129,189*	*96,935*	*1,04,845*	*67,723*	*89,086*	*1,24,000*	*87,464*
TOTAL	1,045,549	387,509	265,691	496,360	495,805	13,28,363	4,33,100	2,42,952	4,09,298	4,12,859
Grey (unbleached) Nos. 51 to 60 (III. P)—	Lbs.	Lbs.	Lbs.	Lbs.	Lbs.					
United Kingdom (*including* Channel Islands)	4,046,468	1,671,288	2,941,117	3,277,539	2,191,476	59,64,816	19,67,477	29,16,195	30,34,752	19,57,366
Straits Settlements	6,281	..	..	..	..	8,500	..	..	..	..
TOTAL BRITISH POSSESSIONS	4,052,750	1,671,288	2,941,117	3,277,539	2,191,476	59,73,316	19,67,477	29,16,195	30,34,752	19,57,366
China (*exclusive* of Hongkong and Macão)	..	..	..	..	20,000	..	..	..	..	17,540
Japan	12,637	10,000	2,406	28,000	96,520	17,664	12,066	3,424	41,328	84,407
Other Foreign Countries	2,967	..	809	1,200	..	3,437	..	979	1,779	..
TOTAL FOREIGN COUNTRIES	15,604	10,000	3,209	29,200	116,520	21,101	12,066	4,403	43,107	1,01,947

No. 10—*continued*

ARTICLES, AND COUNTRIES OF CONSIGNMENT; ALSO SHARE OF EACH PROVINCE	Quantity					Value				
	1929-30	1930-31	1931-32	1932-33	1933-34	1929-30	1930-31	1931-32	1932-33	1933-34
Textiles—*continued*										
Cotton—*continued*										
***Twist and Yarn*—continued**						R	R	R	R	R
Grey (unbleached) Nos. 51 to 60 (III. F)—*continued*	Lbs.	Lbs.	Lbs.	Lbs.	Lbs.					
Share of Bengal	*266,721*	*142,600*	*400,522*	*308,392*	*418,991*	*3,48,431*	*1,39,875*	*3,37,118*	*2,57,844*	*3,32,431*
,, *Bombay*	*938,178*	*206,739*	*89,383*	*131,724*	*68,363*	*11,77,703*	*2,17,911*	*94,464*	*1,13,551*	*68,460*
,, *Sind*	..	..	..	*1,800*	..	..	..	..	*1,766*	..
,, *Madras*	*2,803,456*	*1,317,929*	*2,461,921*	*2,560,823*	*1,520,642*	*44,68,253*	*16,18,176*	*24,85,184*	*27,34,413*	*16,64,479*
,, *Burma*	..	*4,000*	*2,000*	*4,000*	..	..	*3,601*	*1,837*	*4,181*	..
TOTAL	4,008,364	1,681,268	2,944,826	3,306,739	2,307,996	59,94,417	19,79,563	29,18,603	31,11,755	20,60,368
Grey (unbleached) Nos. 61 to 100 (III. F)—	Lbs.	Lbs.	Lbs.	Lbs.	Lbs.					
United Kingdom (*including* Channel Islands)	1,917,746	838,843	1,143,409	1,488,786	1,580,974	34,73,231	12,04,732	14,07,038	18,66,397	19,09,804
Japan	1,500	..	3,500	7,100	19,100	2,679	..	4,780	8,459	20,612
Share of Bengal	*845,317*	*351,992*	*523,398*	*643,722*	*585,074*	*14,43,126*	*4,91,533*	*6,08,190*	*7,65,891*	*6,52,932*
,, *Bombay*	*494,826*	*125,306*	*62,608*	*66,141*	*153,138*	*8,13,859*	*1,94,921*	*86,002*	*81,167*	*1,88,068*
,, *Sind*	..	..	*3,600*	*18,543*	*4,029*	..	..	*4,689*	*26,667*	*5,218*
,, *Madras*	*579,045*	*328,942*	*557,395*	*767,480*	*852,833*	*12,18,925*	*5,18,278*	*7,12,937*	*10,02,231*	*10,84,208*
TOTAL	1,919,246	838,843	1,146,999	1,495,886	1,609,074	34,75,910	12,04,732	14,11,818	18,74,956	19,30,416
Grey (unbleached) above No. 100 (III. F)—	Lbs.	Lbs.	Lbs.	Lbs.	Lbs.					
United Kingdom (*including* Channel Islands)	162,710	114,257	82,207	83,511	89,307	4,78,660	2,92,378	64,745	1,51,868	1,46,010
China (*exclusive* of Hongkong and Macao)	..	72,180	..	..	..	..	59,607	..	..	..
Share of Bengal	*47,840*	*13,485*	*19,772*	*43,605*	*45,777*	*1,31,107*	*34,255*	*37,918*	*75,030*	*78,706*
,, *Bombay*	*53,130*	*23,842*	*400*	*2,151*	*2,168*	*32,849*	*49,786*	*762*	*3,151*	*3,268*
,, *Madras*	*81,740*	*76,930*	*12,035*	*38,755*	*38,362*	*2,64,704*	*2,08,337*	*26,065*	*73,187*	*64,036*
,, *Burma*	..	*72,139*	...	..	..	..	*59,607*	..	..	..
TOTAL	162,710	186,396	82,207	83,511	89,307	4,78,660	3,51,985	64,745	1,51,868	1,46,010
Grey two-folds (doubles) (III. F)—	Lbs.	Lbs.	Lbs.	Lbs.	Lbs.					
United Kingdom (*including* Channel Islands)	1,176,093	808,568	1,124,278	835,896	387,105	18,64,655	11,21,623	13,94,780	9,63,605	4,35,895
Straits Settlements	832	..	..	..	..	400	..	..	..	..
Hongkong	..	..	..	..	20,000	..	..	..	..	15,294
TOTAL BRITISH POSSESSIONS	1,176,925	808,568	1,124,278	835,896	407,105	18,65,055	11,21,623	13,94,780	9,63,605	4,51,189
Italy (*including* Fiume)	685,277	12,860	127,600	1,230	..	7,59,984	10,896	1,08,115	951	..
Austria	4,800	..	..	..	..	5,714	..	..	..	..
Persia	..	—	..	..	20,800	..	..	..	..	12,554
China (*exclusive* of Hongkong and Macao)	722,028	1,526,199	2,016,900	1,715,000	2,551,606	7,73,830	13,39,885	15,98,651	12,69,916	17,92,906
Japan	3,043,017	25,702	438,950	2,852,520	1,362,639	24,32,589	8,33,154	3,97,747	21,03,500	11,41,821
Other Foreign Countries	400	164	807	..	50	1,131	410	958	..	121
TOTAL FOREIGN COUNTRIES	4,455,517	2,564,925	2,584,257	4,568,750	3,935,095	39,73,248	21,84,345	21,05,471	33,74,367	29,47,412
Share of Bengal	*513,165*	*493,659*	*535,873*	*1,060,560*	*1,239,459*	*7,10,620*	*5,07,061*	*4,76,849*	*7,43,720*	*8,76,088*
,, *Bombay*	*3,694,525*	*2,270,689*	*2,378,752*	*3,422,816*	*2,320,446*	*47,50,743*	*24,44,356*	*25,87,495*	*20,60,809*	*20,55,214*
,, *Sind*	..	..	*1,200*	*1,200*	*19,600*	..	..	*1,165*	*1,651*	*6,644*
,, *Madras*	*851*	*4,500*	*6,830*	*4,500*	*12,000*	*1,447*	*6,436*	*4,146*	*4,134*	*14,078*
,, *Burma*	*335,564*	*404,612*	*555,630*	*913,570*	*759,763*	*3,75,493*	*3,48,113*	*4,20,566*	*5,28,953*	*4,43,585*
TOTAL	4,612,442	3,173,490	3,708,535	5,404,646	4,342,200	58,38,303	33,05,968	35,00,201	43,37,972	38,93,601

No. 10—*continued*

ARTICLES AND COUNTRIES OF CONSIGNMENT; ALSO SHARE OF EACH PROVINCE	QUANTITY					VALUE				
	1929-30	1930-31	1931-32	1932-33	1933-34	1929-30	1930-31	1931-32	1932-33	1933-34
Textiles—continued						R	R	R	R	R
Cotton—*continued*										
Twist and Yarn—continued										
Total of Grey (unbleached) (III) P)—	Lbs.	Lbs.	Lbs.	Lbs.	Lbs.					
United Kingdom (*including* Channel Islands) . .	12,144,741	5,143,387	7,151,667	8,198,118	6,410,087	1,74,66,232	61,99,734	71,20,949	77,91,738	59,70,936
Straits Settlements . .	14,326	1,668	20,000	80,000	..	16,698	1,220	15,000	81,051	..
Hongkong . .	80,000	20,000	..	20,000	20,000	50,000	16,667	..	12,221	15,294
Other British Possessions .	10	252	..	2,400	..	7	132	..	750	..
TOTAL BRITISH EMPIRE	12,239,077	5,165,307	7,151,667	8,300,518	6,430,087	1,75,32,937	62,17,753	71,44,949	78,86,354	59,86,230
Germany . . .	3,367	4,554	46	..	50	4,568	6,318	50	..	121
Italy (*including* Fiume) .	1,012,391	84,860	127,600	3,230	..	11,15,227	90,467	1,08,115	3,304	..
Austria . . .	6,300	..	..	..	..	6,190	..	..	..	..
Persia	..	..	..	..	75,800	..	..	..	..	40,489
Siam	..	..	..	100,000	80,000	..	..	..	[illegible]	49,846
China (*exclusive of* Hongkong and Macão) . .	10,391,238	11,716,628	13,201,238	13,295,400	10,208,886	1,09,17,494	95,60,565	91,92,667	84,04 [illegible]	64,65,224
Japan	4,856,703	2,974,849	973,965	9,875,850	6,295,833	55,06,335	26,81,868	7,86,608	[illegible]	42,77,567
Egypt	10,400	1,200	..	..	..	5,400	228	..	.	..
Other Foreign Countries .	2,220	120	3,276	1,200	1,091	1,129	321	2,782	1,779	1,348
TOTAL FOREIGN COUNTRIES	16,281,619	14,782,211	14,306,125	23,275,680	16,661,060	1,75,56,843	1,22,79,779	1,00,90,312	1,48,96,708	1,08,34,075
Share of Bengal . . .	*10,317,599*	*9,871,965*	*10,347,305*	*14,894,954*	*14,457,710*	*1,13,93,768*	*83,03,110*	*74,98,967*	*98,16,411*	*98,13,908*
,, *Bombay* . .	*11,673,610*	*5,465,642*	*8,942,499*	*9,130,413*	*6,483,509*	*1,39,36,632*	*83,83,762*	*69,86,186*	*68,00,093*	*58,10,269*
,, *Sind* . . .	*6,000*	..	*15,046*	*25,848*	*14,529*	*5,780*	..	*13,065*	*33,138*	*11,968*
,, *Madras* .	*6,129,797*	*4,015,730*	*4,362,922*	*6,393,264*	*3,2 8,822*	*88,11,593*	*43,48,143*	*61,61,721*	*54,35,636*	*31,25,498*
,, *Burma* . .	*393,690*	*544,181*	*790,020*	*1,128,725*	*927,777*	*4,42,512*	*4,61 51*	*5,79,334*	*6,68,876*	*5,35,777*
TOTAL .	28,520,696	19,897,518	21,457,792	31,576,198	25,002,347	3,50,89,280	1,94,97,[illegible]	1,72,35,261	2,27,51,152	1,68,20,[illegible]
White (bleached) Nos. 1-20 (III. P)—	Lbs.	Lbs.	Lbs.	Lbs.	Lbs.					
TOTAL BRITISH POSSESSIONS .	606	1,290	6,346	3,888	18	797	1,076	4,[illegible]86	3,55[illegible]	28
TOTAL FOREIGN COUNTRIES .	2,000	..	..	10	1,000	2,750	..	..	7	811
Share of Bengal . . .	*2,000*	..	*1,516*	*3,288*	*618*	*2,750*	..	*1,516*	*3,133*	*579*
,, *Bombay* . .	..	*300*	..	*10*	..	..	*118*	..	*7*	..
,, *Sind* . . .	*206*	..	..	*600*	..	*375*	.	..	*370*	..
,, *Madras* .	*400*	*590*	*4,300*	..	..	*622*	*964*	*3,048*	..	..
,, *Burma* . .	..	..	..	..	*400*	..	..	..	..	*811*
TOTAL .	2,606	1,290	6,346	3,898	1,018	3,[illegible]47	1,076	4,[illegible]86	3,[illegible]61	837
White (bleached) Nos. 21-25 (III. P)—	Lbs.	Lbs.	Lbs.	Lbs.	Lbs.					
United Kingdom (*including* Channel Islands) . .	12,051	5,431	3,040	6,279	498	18,[illegible]49	8,577	3,[illegible]59	[illegible]	606
Japan	2,800	..	..	..	..	3,179	..	..	..	..
Share of Bengal . . .	*14,051*	*5,431*	*3,040*	*[illegible]41*	*498*	*21,[illegible]49*	*8,577*	*3,[illegible]59*	*9[illegible]*	*606*
,, *Bombay* . .	..	*103*	..	*4,937*	..	..	*194*	..	*[illegible]*	.
,, *Sind* . . .	..	..	..	*600*	..	..	..	..	*[illegible]*	..
,, *Madras* . .	*2,800*	..	..	..	..	*3,179*	..	..	..	..
TOTAL	16,851	5,431	3,040	6,279	4 8	21,[illegible]28	8,577	3,[illegible]59	[illegible]20	606

No. 10—*continued*

ARTICLES, AND COUNTRIES OF CONSIGNMENT; ALSO SHARE OF EACH PROVINCE	QUANTITY					VALUE				
	1 29-30	1930-31	1931-32	1932-33	1933-34	1929-30	1930-31	1931-32	1932-33	1933 34
Textiles—*continued*						R	R	R	R	R
Cotton—*continued*										
***Twist and Yarn*—continued**										
White (bleached) Nos. 26-30 (III. P)—	Lbs.	Lbs.	Lbs.	Lbs.	Lbs.					
United Kingdom (*including* Channel Islands) .	45,802	6,852	26,081	46,975	42,701	67,680	9,640	29,802	48,599	48,488
Ceylon (*excluding* Maldives)	2,321	..	..	..	..	851	..	..	..	..
TOTAL BRITISH EMPIRE .	48,123	6,852	26,081	46,975	42,701	68,481	9,640	29,802	48,599	48,488
Switzerland . .	..	1,600	..	..	..	..	1,865	..	..	..
Share of Bengal .	*18,102*	*6,352*	*22,861*	*41,448*	*38,779*	*33,949*	*9,640*	*27,959*	*46,602*	*44,501*
,, *Bombay* . .	*10,200*	..	..	*4,927*	*3,922*	*13,337*	..	..	*1,627*	*3,987*
,, *Sind* . . .	*17,100*	*1,600*	*2,420*	*600*	..	*19,846*	*1,865*	*1,377*	*370*	..
,, *Madras* .	*2,721*	..	*800*	..	..	*1,349*	..	*466*	..	..
TOTAL .	48,123	7,952	26,081	46,975	42,701	68,481	11,505	29,802	48,599	48,488
White (bleached) Nos. 31-40 (III. P)—	Lbs.	Lbs.	Lbs.	Lbs.	Lbs.					
United Kingdom (*including* Channel Islands) . .	1,556,102	926,739	1,010,819	886,785	360,445	19,56,152	9,27,908	8,24,138	6,78,271	2,59,648
Italy (*including* Fiume) .	8,500	..	..	40	..	9,807	..	..	30	..
China (*exclusive* of Hong-kong and Macão) . .	28,000	..	4,000	10,000	..	30,816	..	2,748	9,412	..
Japan	20,000	17,528	8,000	16,800	..	22,703	21,259	8,000	13,682	..
TOTAL FOREIGN COUNTRIES .	56,500	17,528	12,000	26,840	..	62,826	21,259	10,748	23,124	..
Share of Bengal .	*49,490*	*34,371*	*29,404*	*33,805*	*10,812*	*57,583*	*39,156*	*24,419*	*26,034*	*8,930*
,, *Bombay* .	*2,181*	..	*920*	*18,040*	..	*8,902*	..	*469*	*14,554*	..
,, *Sind* . . .	*98,798*	*52,720*	*53,900*	*76,122*	*42,387*	*1,08,133*	*60,830*	*38,124*	*49,566*	*26,385*
,, *Madras* . .	*1,457,993*	*857,176*	*936,595*	*785,658*	*303,246*	*18,46,369*	*8,59,179*	*7,70,650*	*6,10,941*	*2,21,597*
,, *Burma* .	*4,100*	..	*2,000*	..	*4,000*	*3,991*	..	*1,194*	..	*2,746*
TOTAL	1,612,602	944,267	1,022,819	913,625	360,445	20,18,978	9,49,165	8,34,886	7,01,395	2,59,648
White (bleached) Nos. 41-50 (III. P)—	Lbs.	Lbs.	Lbs.	Lbs.	Lbs.					
United Kingdom (*including* Channel Islands) . .	..	600	3,300	25,583	8,722	..	975	2,913	25,505	8,289
Japan . . .	32,000	28,060	8,000	4,000	28,000	37,598	25,731	6,440	2,931	17,741
Other Foreign Countries .	..	..	..	10	..	..	..	..	7	..
TOTAL FOREIGN COUNTRIES .	32,000	28,060	8,000	4,010	28,000	37,598	25,731	6,440	2,938	17,741
Share of Bengal . .	..	*10,600*	*3,300*	*16,333*	*4,332*	..	*10,775*	*2,913*	*18,511*	*4,393*
,, *Bombay* . .	..	..	..	*10*	..	..	..	..	7	..
,, *Sind* . . .	..	..	..	..	*600*	..	..	..	..	*396*
,, *Madras* . .	*32,000*	*18,060*	*8,000*	*13,250*	*31,790*	*37,598*	*15,931*	*6,440*	*9,925*	*21,242*
TOTAL .	32,000	28,660	11,300	29,593	36,722	37,598	26,706	9,353	28,443	26,030
White (bleached) above No. 50 (III. P)—	Lbs.	Lbs.	Lbs.	Lbs.	Lbs.					
United Kingdom (*including* Channel Islands) . .	1,289,509	824,354	596,520	742,182	830,627	24,49,280	12,41,643	7,24,671	9,88,197	10,07,628
Straits Settlements . .	..	100	..	..	..	..	185	..	..	..
TOTAL BRITISH EMPIRE .	1,289,509	824,354	596,520	742,182	830,627	24,49,280	12,41,828	7,24,671	9,88,197	10,07,628
Japan . . .	..	12,000	1,500	16,800	44,300	..	13,555	2,065	21,110	39,526
Other Foreign Countries	..	..	30	60	..	..	..	32	45	..
TOTAL FOREIGN COUNTRIES .	..	12,000	1,530	16,860	44,300	..	13,555	2,097	21,155	39,526

No. 10—*continued*

ARTICLES, AND COUNTRIES OF CONSIGNMENT: ALSO SHARE OF EACH PROVINCE	QUANTITY					VALUE				
	1929-30	1930-31	1931-32	1932-33	1933-34	1929-30	1930-31	1931-32	1932-33	1933-34
Textiles—*continued*										
Cotton—*continued*	Lbs.	Lbs.	Lbs.	Lbs.	Lbs.	R	R	R	R	R
Twist and Yarn—continued										
White (bleached) above No. 50 (III. P)—*continued*										
Share of Bengal . .	*29,497*	*17,662*	*40,816*	*24,957*	*30,522*	*81,383*	*19,350*	*44,444*	*29,979*	*34,430*
,, *Bombay* . .	*8,023*	*1,451*	*4,327*	*7,158*	*124,739*	*18,580*	*2,339*	*6,718*	*10,694*	*1,13,836*
,, *Sind* . .	..	..	*5,107*	*20,677*	*19,561*	..	..	*5,223*	*31,993*	*16,963*
,, *Madras* . .	*1,251,989*	*817,241*	*547,806*	*705,950*	*705,104*	*23,79,377*	*12,33,194*	*6,70,383*	*9,37,486*	*8,81,156*
,, *Burma* . .	..	..	..	..	*4,000*	..	..	..	..	*3,531*
TOTAL .	1,289,509	836,354	596,056	758,742	874,927	24,49,280	12,55,383	7,26,768	10,09 382	10,47,156
White (bleached) two folds (doubles) (III. P)—	Lbs.	Lbs.	Lbs.	Lbs.	Lbs.					
United Kingdom (*including* Channel Islands)	1,791,244	1,751,422	1,548,155	1,673,398	1,171,817	24,95,302	20,44,425	14,92,589	15,75,857	10,69,703
Straits Settlements . .	..	208	..	7	..	..	279	..	9	..
TOTAL BRITISH EMPIRE .	1,791,244	1,751,630	1,548,155	1,673,405	1,171,817	24,95,302	20,44,804	14,92,589	15,75,866	10,69,703
Belgium	..	2,074	6,020	1,800	..	..	2,552	5,488	1,743	..
Italy (*including* Fiume) .	21,042	3,632	4,189	..	580	27,542	4,098	3,989	..	848
Japan	467,227	390,825	413,500	619,510	456,200	6,25,149	4,17,315	4,07,932	4,89,117	3,41,041
Other Foreign Countries .	..	2,400	..	206	..	..	2,994	..	403	..
TOTAL FOREIGN COUNTRIES .	488,269	398,931	423,709	621,516	456,780	6,52,691	4,26,963	4,17,409	4,91,263	3,41,889
Share of Bengal . .	*84,159*	*93,853*	*152,822*	*177,569*	*64,817*	*1,38,554*	*1,17,438*	*1,90,878*	*1,90,870*	*70,068*
,, *Bombay* . .	*1,923,476*	*1,766,189*	*1,585,052*	*1,740,895*	*1,235,726*	*26,26,878*	*20,20,701*	*15,19,164*	*15,94,373*	*11,00,671*
,, *Madras* . .	*185,978*	*185,804*	*80,790*	*136,460*	*135,457*	*2,54,042*	*2,16,119*	*74,720*	*1,96,389*	*1,08,116*
,, *Burma* . .	*85,900*	*104,415*	*153,200*	*239,997*	*193,197*	*1,28,522*	*1,07,509*	*1,46,379*	*1,75,698*	*1,36,600*
TOTAL .	2,279,513	2,150,561	1,971,864	2,294,921	1,628,597	31,47,993	24,71,767	19,09,998	20,67,130	14,11,289
Total of White (bleached) (III. P)—	Lbs.	Lbs.	Lbs.	Lbs.	Lbs.					
United Kingdom (*including* Channel Islands) . .	4,695,314	3,515,788	3,194,307	3,385,090	2,414,828	69,87,670	42,34,130	30,32,168	33,28,367	23,94,186
Other British Possessions .	2,321	608	..	7	..	851	676	..	8	..
TOTAL BRITISH EMPIRE .	4,697,635	3,516,396	3,194,307	3,385,097	2,414,828	69,88,521	42,34,806	30,32,168	33,28,375	23,94,186
Belgium	..	2,074	6,050	1,800	..	..	2,552	5,520	1,743	..
Italy (*including* Fiume) .	29,542	3,632	4,189	120	580	36,849	4,098	3,989	89	848
China (*exclusive of* Hong-kong and Macão) .	28,000	2,400	4,000	10,000	..	30,816	2,998	2,748	9,412	..
Japan	524,027	448,413	431,000	656,810	539,500	6,91,379	4,77,860	4,24,437	5,25,640	3,99,119
Other Foreign Countries .	..	1,600	..	206	..	..	1,865	..	403	..
TOTAL FOREIGN COUNTRIES .	581,569	458,119	445,239	668,936	530,080	7,59,044	4,89,373	4,36,694	5,28,489	3,99,966
Share of Bengal . .	*193,299*	*168,164*	*253,829*	*293,143*	*149,777*	*3,02,668*	*2,04,752*	*2,75,447*	*3,15,293*	*1,63,530*
,, *Bombay* . .	*1,944,026*	*1,768,343*	*1,590,299*	*1,775,977*	*1,364 387*	*26,61,969*	*20,33,836*	*15,26,351*	*16,22,658*	*13,18,194*
,, *Sind* . . .	*115,898*	*84,329*	*81,497*	*93,599*	*53,560*	*1,27,979*	*82,695*	*44,734*	*81,769*	*40,944*
,, *Madras* . .	*2,933,881*	*1,879,271*	*1,578,791*	*1,841,318*	*1,375,597*	*45,22,436*	*23,25,287*	*15,25,767*	*16,44,841*	*12,26,109*
,, *Burma* . .	*90,100*	*104,415*	*153,200*	*239,997*	*201 597*	*1,32,513*	*1,07,509*	*1,46,379*	*1,75,698*	*1,46,936*
TOTAL .	5,279,204	3,974,515	3,459,546	4,054,033	2,944,908	77,47,565	47,24,179	35,18,862	38,61,964	27,93,862
Coloured Nos. 1 to 20 (III. P)—	Lbs.	Lbs.	Lbs.	Lbs.	Lbs.					
United Kingdom (*including* Channel Islands) . .	216,678	184,635	185,012	204,763	122,743	2,83,437	2,01,295	1,70,178	1,99,816	1,11,940
Other British Possessions .	..	700	..	..	5	..	437	..	..	4
TOTAL BRITISH EMPIRE .	216.678	185 335	185,012	204,763	122.748	2,83,437	2,01,732	1,70,178	1,99,816	1,11,944
TOTAL FOREIGN COUNTRIES .	23	..	..	..	2.422	56	..	..	..	2,469

No. 10—*continued*

ARTICLES AND COUNTRIES OF CONSIGNMENT; ALSO SHARE OF EACH PROVINCE	Quantity					Value				
	1929-30	1930-31	1931-32	1932-33	1933-34	1929-30	1930-31	1931-32	1932-33	1933-34
						R	R	R	R	R
Textiles—*continued*										
Cotton—*continued*	Lbs.	Lbs.	Lbs.	Lbs.	Lbs.					
Twist and Yarn—continued										
Coloured Nos 1 to 20 (III. —*continued*										
Share of Bengal . .	*13,954*	*7,341*	*2,571*	..	*1,143*	*13,693*	*7,081*	*2,484*	..	*2,221*
,, *Bombay* . .	*1,511*	*940*	..	*900*	*3*	*2,269*	*608*	..	*817*	*1*
,, *Madras* . .	..	..	*61*	..	*5*	..	..	*40*	..	*4*
,, *Burma* . .	*201,208*	*177,954*	*182,400*	*203,863*	*125,089*	*2,62,531*	*1,94,043*	*1,67,654*	*1,98,769*	*1,11,29*
TOTAL	216,703	185,835	185,012	204,763	126,240	2,83,493	2,01,732	1,70,178	1,99,616	1,13,53
Coloured Nos. 21 to 25 (III. P)—	Lbs.	Lbs.	Lbs.	Lbs.	Lbs.					
United Kingdom (*including* Channel Islands) .	197,188	216,326	219,800	291,800	195,065	2,38,871	2,31,994	2,02,060	2,58,289	1,68,24
TOTAL FOREIGN COUNTRIES .	10	..	..	2,000	2,000	15	..	..	1,502	1,62
Share of Bengal . .	*1,277*	..	..	..	..	*1,747*	..	..	..	..
,, *Bombay* . .	*610*	*600*	..	..	*5,065*	*1,005*	*782*	..	..	*5,98*
,, *Burma* . .	*195,311*	*215,726*	*219,800*	*293,800*	*192,000*	*2,36,134*	*2,31,212*	*2,02,060*	*2,59,801*	*1,63,88*
TOTAL .	197,198	216,326	219,800	293,800	197,065	2,38,886	2,31,994	2,02,060	2,59,801	1,69,87
Coloured Nos. 26 to 30 (III. P)—	Lbs.	Lbs.	Lbs.	Lbs.	Lbs.					
United Kingdom (*including* Channel Islands) .	23,652	5,157	15,070	1,995	5,473	33,257	7,559	17,594	3,422	6,644
Switzerland . . .	6,770	6,400	12,701	..	..	8,909	7,460	12,517	..	..
Other Foreign Countries .	3,238	1,010	..	..	..	4,112	1,690	..	..	..
TOTAL FOREIGN COUNTRIES .	10,008	7,410	12,701	..	..	13,021	9,150	12,517	..	..
Share of Bengal .	*625*	*1,857*	*2,227*	*1,195*	*603*	*1,348*	*3,271*	*2,557*	*2,391*	*861*
,, *Bombay* . .	*10,365*	*1,710*	*6*	..	..	*13,378*	*2,729*	*4*	..	..
,, *Sind* . . .	*22,470*	*9,000*	*25,477*	*800*	*4,870*	*30,501*	*10,708*	*27,250*	*1,031*	*5,783*
,, *Madras* . .	*200*	..	..	..	..	*251*	..	..	..	..
TOTAL	33,660	12,567	27,780	1,995	5,473	46,278	16,708	30,111	3,422	6,644
Coloured Nos. 31 to 40 (III. P)—	Lbs.	Lbs.	Lbs.	Lbs.	Lbs.					
United Kingdom (*including* Channel Islands) . .	1,661,759	5[illegible]5,954	440,512	537,872	311,186	22,76,830	6,98,256	4,68,784	5,58,274	3,08,988
Other British Possessions .	..	62	..	90	896	..	96	..	95	870
TOTAL BRITISH EMPIRE .	1,661,759	5[illegible]6,016	440,512	537,962	312,082	22,76,830	6,98,352	4,68,784	5,58,369	3,09,858
Germany	86,084	10,800	10,201	..	..	1,26,988	14,110	11,629	..	..
Netherlands . .	35,844	15,000	..	..	..	55,701	23,089	..	..	..
France	..	1,500	2,500	16,000	..	..	1,824	1,952	16,090	..
Switzerland . . .	652,140	63,200	34,100	46,700	11,500	8,97,634	81,137	35,972	47,727	11,461
Italy (*including* Fiume) .	357,855	13,100	10,000	1,500	17,510	4,66,447	17,319	10,000	1,500	16,735
Austria	17,800	..	..	..	..	30,137	..	..	..	..
China (*exclusive of* Hong-kong and Macao) . .	56,800	4,000	10,000	..	..	62,406	3,507	5,886	..	..
Japan	51,400	4,000	..	300	..	62,461	3,477	..	320	..
Other Foreign Countries .	2,241	..	..	..	..	3,052	..	..	..	..
TOTAL FOREIGN COUNTRIES	1,261,164	111,600	66,300	66,500	29,010	17,09,826	1,44,211	65,439	65,637	28,196

No. 10—*continued*

ARTICLES, AND COUNTRIES OF CONSIGNMENT; ALSO SHARE OF EACH PROVINCE	QUANTITY					VALUE				
	1929-30	1930-31	1931-32	1932-33	1933-34	1929-30	1930-31	1931-32	1932-33	1933-34
						R	R	R	R	R
Textiles—*continued*										
Cotton—*continued*										
***Twist and Yarn*—continued**										
Coloured Nos. 31 to 40 (III. P)—*continued*	Lbs.	Lbs.	Lbs.	Lbs.	Lbs.					
Share of Bengal . . .	*1,481,560*	*186,635*	*119,616*	*159,565*	*25,743*	*19,47,998*	*2,49,258*	*1,11,536*	*1,66,193*	*24,768*
,, *Bombay* . . .	*208,999*	*21,378*	*22,771*	*3,140*	*10,950*	*3,03,377*	*27,811*	*24,585*	*3,531*	*10,039*
,, *Sind* . . .	*213,371*	*93,457*	*92,976*	*69,242*	*37,283*	*2,86,629*	*1,18,902*	*95,203*	*62,964*	*35,700*
,, *Madras* . . .	*1,018,493*	*426,246*	*271,451*	*372,515*	*267,116*	*14,49,552*	*5,48,325*	*3,02,849*	*3,97,303*	*2,68,046*
TOTAL .	2,922,923	677,616	506,812	604,462	341,092	39,86,656	8,97,563	5,34,228	6,29,646	3,38,054
Coloured Nos. 41 to 50 (III. P)—	Lbs.	Lbs.	Lbs.	Lbs.	Lbs.					
United Kingdom (*including* Channel Islands) . .	66,835	53,550	27,860	44,212	31,270	89,694	81,502	29,319	47,331	31,562
Switzerland . . .	6,400	2,000	..	..	..	8,554	2,000	..	..	..
Italy (*including* Fiume) .	20,800	..	..	..	..	27,399	..	..	..	..
Other Foreign Countries .	2,000	800	3,300	..	..	2,479	942	3,929	..	..
TOTAL FOREIGN COUNTRIES .	29,200	2,800	3,300	..	..	38,432	2,942	3,929	..	..
Share of Bengal . . .	*36,950*	*6,500*	*1,000*	*23,900*	*50*	*35,198*	*7,019*	*1,193*	*33,741*	*181*
,, *Bombay* . . .	*22,400*	*13,495*	*23,000*	*14,012*	*10,000*	*29,613*	*16,146*	*23,953*	*12,936*	*9,000*
,, *Sind* . . .	*24,600*	..	..	..	..	*23,373*	..	..	..	..
,, *Madras* . . .	*23,085*	*37,355*	*8,160*	*1,300*	*21,220*	*30,032*	*60,988*	*8,165*	*1,846*	*14,481*
TOTAL	96,035	56,350	31,160	44,212	31,270	1,28,116	84,444	32,248	47,331	31,562
Coloured above No. 50 (III. P)—	Lbs.	Lbs.	Lbs.	Lbs.	Lbs.					
United Kingdom (*including* Channel Islands) . .	314,837	207,076	193,936	166,871	152,357	6,69,250	3,90,651	2,90,069	2,44,560	2,13,094
Ceylon (*excluding* Maldives) .	..	..	..	..	1	..	..	..	..	2
TOTAL BRITISH EMPIRE .	314,837	207,076	193,936	166,871	152,358	6,69,250	3,90,651	2,90,069	2,44,560	2,13,096
Switzerland . . .	25,200	400	4,400	16,000	2,000	54,274	900	8,702	34,013	2,968
Italy (*including* Fiume) .	400	12,000	..	..	..	876	24,000	..	..	..
Austria	17,200	6,000	..	..	..	36,268	11,481	..	..	..
Other Foreign Countries .	2,000	1,505	1,500	..	48	4,417	1,942	1,767	..	92
TOTAL FOREIGN COUNTRIES	44,800	19,905	5,900	16,000	2,048	95,835	38,173	8,470	34,013	3,057
Share of Bengal . . .	*91,956*	*31,548*	*45,486*	*32,176*	*14,148*	*1,76,225*	*67,646*	*67,603*	*43,916*	*30,913*
,, *Madras* . . .	*267,811*	*196,453*	*154,350*	*150,696*	*140,164*	*5,38,760*	*3,71,268*	*2,30,937*	*2,24,657*	*1,96,133*
TOTAL .	359,637	226,981	199,836	182,871	154,408	7,65,085	4,38,824	2,98,539	2,68,573	2,16,181
Coloured twofolds (doubles) (III. P)—	Lbs.	Lbs.	Lbs.	Lbs.	Lbs.					
United Kingdom (*including* Channel Islands) . .	481,050	338,421	231,618	334,984	247,016	7,96,652	4,88,110	3,02,765	4,15,618	2,[illegible]
Commonwealth of Australia	12	..	..	..	..	12	..	..	..	..
TOTAL BRITISH EMPIRE .	481,062	338,421	231,618	334,984	247,016	7,96,664	4,88,110	3,02,765	4,15,618	2,[illegible]
Germany	2,560	920	..	..	3	5,714	2,276	..	..	3
Italy (*including* Fiume) .	3,930	8	..	..	..	5,711	8	..	..	..
Japan	12,000	16,589	..	1,000	7,900	23,273	36,270	..	844	6,434
Other Foreign Countries .	..	339	609	215	..	..	1,518	1,523	[illegible]	..
TOTAL FOREIGN COUNTRIES	18,390	17,851	609	1,215	7,903	34,698	39,067	1,523	1,426	6,[illegible]

No. 10—*continued*

ARTICLES, AND COUNTRIES OF CONSIGNMENT; ALSO SHARE OF EACH PROVINCE	QUANTITY					VALUE				
	1929-30	1930-31	1931-32	1932-33	1933-34	1929-30	1930-31	1931-32	1932-33	1933-34
						R	R	R	R	R
Textiles—*continued*										
Cotton—*continued*										
***Twist and Yarn*—continued**	Lbs.	Lbs.	Lbs.	Lbs.	Lbs.					
Coloured (twofolds double) (III P.)—*continued*										
Share of Bengal . . .	*258,103*	*172,750*	*138,390*	*178,804*	*155,876*	*4,42,214*	*2,66,554*	*1,82,549*	*2,29,664*	*1,92,628*
,, *Bombay* . .	*70,609*	*35,376*	*4,970*	*160*	*1,943*	*1,24,122*	*53,381*	*5,513*	*492*	*1,772*
,, *Madras* . .	*29,400*	..	*6,405*	*1,615*	*7,600*	*43,991*	..	*7,266*	*1,604*	*6,234*
,, *Burma* . .	*141,340*	*148,248*	*92,462*	*155,570*	*89,600*	*2,23,036*	*1,98,272*	*1,09,560*	*1,85,223*	*94,660*
TOTAL .	499,452	356,372	232,227	336,149	254,919	8,33,363	5,18,207	3,04,888	4,16,983	2,95,234
	Lbs.	Lbs.	Lbs.	Lbs.	Lbs.					
TOTAL OF COLOURED (III. P.)— United Kingdom (*including* Channel Islands) . .	2,961,999	1,571,119	1,313,817	1,582,447	1,065,110	43,89,981	20,94,396	14,80,369	17,27,001	11,28,278
Other British possessions .	12	702	..	90	902	13	533	..	95	876
TOTAL BRITISH EMPIRE .	2,962,011	1,571,881	1,313,817	1,582,537	1,066,012	43,89,994	20,94,929	14,80,369	17,27,096	11,29,154
Germany	90,669	14,020	15,000	..	6	1,37,175	19,257	17,325	..	10
Netherlands . . .	35,844	15,005	..	155	..	55,701	23,050	..	224	..
France	38	1,830	2,000	16,060	..	78	3,340	1,952	16,447	..
Switzerland . . .	690,510	72,000	51,201	64,700	13,500	9,69,371	91,397	55,192	71,340	14,426
Italy (*including* Fiume) .	386,085	25,903	10,000	1,500	17,510	5,03,467	42,094	10,000	1,500	16,735
Austria	35,000	6,000	..	..	..	72,405	11,481	..	..	..
China (*exclusive* of Hongkong and Macao) . . .	50,800	4,210	10,000	..	389	62,406	4,227	5,856	..	400
Japan	66,400	20,689	..	3,300	13,000	88,213	29,747	..	2,726	10,253
Other Foreign Countries .	2,251	..	609	..	48	3,067	..	1,523	..	92
TOTAL FOREIGN COUNTRIES	1,363,597	159,666	88,810	85,715	44,453	18,91,883	2,24,543	91,878	92,237	41,896
Share of Bengal . .	*1,873,895*	*355,631*	*299,360*	*400,640*	*197,657*	*26,22,623*	*4,90,757*	*3,68,203*	*4,75,920*	*2,40,626*
,, *Bombay* . .	*314,524*	*73,397*	*49,747*	*18,212*	*27,961*	*4,74,864*	*1,01,757*	*53,060*	*16,706*	*26,607*
,, *Sind* . . .	*260,941*	*102,467*	*118,451*	*70,042*	*62,153*	*3,60,703*	*1,22,710*	*1,22,453*	*63,095*	*40,983*
,, *Madras* . .	*1,338,959*	*659,036*	*440,407*	*586,125*	*436,005*	*21,12,586*	*9,80,721*	*5,49,257*	*6,19,819*	*4,92,858*
,, *Burma* . .	*537,859*	*341,025*	*494,662*	*663,233*	*406,689*	*7,21,701*	*6,13,527*	*4,79,274*	*6,43,793*	*3,69,776*
TOTAL .	4,325,608	1,731,547	1,402,627	1,668,252	1,110,465	62,81,977	23,10,472	15,72,247	18,19,363	11,71,050
Mercerised Cotton Yarn Nos. 1-20 (III. P.)	Lbs.	Lbs.	Lbs.	Lbs.	Lbs.					
United Kingdom (*including* Channel Islands) . .	..	5,100	..	..	616	..	4,554	..	..	930
China (*exclusive* of Hongkong and Macao) . .	18,675	..	..	..	..	20,287	..	..	..	..
Japan	..	..	..	..	1,000	..	..	..	..	660
TOTAL FOREIGN COUNTRIES .	18,675	..	..	..	1,000	20,287	4,554	..	..	660
Share of Bombay . .	*18,675*	*5,100*	..	..	*1,000*	*20,287*	*4,554*	..	..	*660*
,, *Sind* . .	..	..	..	..	*616*	..	..	..	..	*930*
TOTAL .	18,675	5,100	..	..	1,616	20,287	4,554	..	..	1,590
Mercerised Cotton Yarn Nos. 21-25 . . .	Lbs.	Lbs.	Lbs.	Lbs.	Lbs.					
	..	..	..	..	..	..	..	..	..	..
Mercerised Cotton Yarn Nos. 26-30 (III. P.)— United Kingdom (*including* Channel Islands) . .	Lbs.	Lbs.	Lbs.	Lbs.	Lbs.					
	..	..	900	1,724	..	..	..	649	2,175	..
TOTAL FOREIGN COUNTRIES .	..	..	..	18	..	..	..	..	18	..
Share of Bengal . .	..	..	..	*1,331*	..	..	..	..	*1,354*	..
,, *Bombay* . .	..	..	..	*18*	..	..	..	..	*18*	..
,, *Sind* . . .	..	..	*900*	*393*	..	..	..	*649*	*791*	..
TOTAL .	..	..	900	1,742	..	..	..	649	2,193	..

No. 10—*continued*

ARTICLES, AND COUNTRIES OF CONSIGNMENT; ALSO SHARE OF EACH PROVINCE	QUANTITY					VALUE				
	1929-30	1930-31	1931-32	1932-33	1933-34	1929-30	1930-31	1931-32	1932-33	1933-34
						R	R	R	R	R
Textiles—*continued*										
Cotton—*continued*										
Twist and Yarn—continued										
Mercerised Cotton Yarn Nos. 31-40 (III. P)—	Lbs.	Lbs.	Lbs.	Lbs.	Lbs.					
United Kingdom (*including* Channel Islands)	..	1,500	5,661	3,000	..	..	1,631	6,845	4,235	..
Switzerland	2,400	..	..	..	..	3,571	..	..	..	..
Japan	..	..	1,500	7,800	400	..	..	2,214	7,954	341
TOTAL FOREIGN COUNTRIES	2,400	..	1,500	7,800	400	3,571	..	2,214	7,954	341
Share of Bengal	..	..	*5,661*	*7,500*	..	..	..	*7,080*	*7,609*	..
,, *Bombay*	*2,400*	*1,500*	*1,500*	*3,300*	*400*	*3,571*	*1,631*	*2,079*	*4,588*	*341*
TOTAL	2,400	1,500	7,161	10,800	400	3,571	1,631	9,059	12,199	341
Mercerised Cotton Yarn Nos. 41-50 (III. P) —	Lbs.	Lbs.	Lbs.	Lbs.	Lbs.					
United Kingdom (*including* Channel Islands)	..	..	..	..	102	..	..	..	..	188
Japan	15,600	..	..	..	..	21,834	..	..	..	..
Share of Bengal	*14,100*	..	..	..	*102*	*19,912*	..	..	..	*188*
,, *Madras*	*1,500*	..	..	..	..	*1,922*	..	..	..	..
TOTAL	15,600	..	..	..	102	21,834	..	..	..	188
Mercerised Cotton Yarn Above No. 50 (III. P)—	Lbs.	Lbs.	Lbs.	Lbs.	Lbs.					
United Kingdom (*including* Channel Islands)	..	46	..	2,598	..	..	137	..	3,126	..
Japan	24,000	30,600	22,500	28,560	118,500	46,011	50,028	31,928	34,356	1,07,931
Share of Bengal	..	..	*22,500*	*29,093*	*7,500*	..	..	*31,928*	*35,456*	*7,600*
,, *Bombay*	..	..	..	*2,060*	..	..	..	..	*1,997*	..
,, *Sind*	..	*46*	..	..	..	..	*137*	..	..	..
,, *Madras*	*24,000*	*30,600*	..	..	*111,000*	*46,011*	*50,028*	..	..	*1,00,331*
TOTAL	24,000	30,646	22,500	31,158	118,500	46,011	50,165	31,928	37,482	1,07,931
Mercerised Cotton Yarn (two-folds doubles) (III. P)—	Lbs.	Lbs.	Lbs.	Lbs.	Lbs.					
United Kingdom (*including* Channel Islands)	288,209	68,799	248,996	166,746	22,291	7,11,415	1,03,944	4,49,084	3,03,431	41,983
Straits Settlements	..	30	..	..	..	..	77	..	..	..
TOTAL BRITISH EMPIRE	288,209	68,829	248,996	166,746	22,291	7,11,415	1,04,021	4,49,084	3,03,431	42,183
Japan	5,371,430	3,420,352	4,775,732	7,562,969	4,720,903	1,00,11,031	51,16,868	70,35,849	90,56,482	47,64,530
Other Foreign Countries	2,110	54	1,000	594	..	2,843	124	1,104	494	..
TOTAL FOREIGN COUNTRIES	5,373,540	3,420,406	4,776,732	7,563,563	4,720,903	1,00,13,875	51,16,992	70,36,793	90,57,276	47,64,530
Share of Bengal	*13,700*	*167,153*	*1,29,306*	*286,396*	*534,013*	*19,636*	*1,47,806*	*2,50,540*	*4,10,134*	*4,78,911*
,, *Bombay*	*5,373,361*	*3,253,784*	*4,693,117*	*6,449,149*	*3,659,513*	*99,93,656*	*42,68,788*	*66,19,573*	*72,92,468*	*37,94,117*
,, *Sind*	..	..	*18,196*	*15,263*	*761*	..	..	*27,816*	*15,760*	*491*
,, *Madras*	*212,348*	*496,811*	*236,710*	*834,132*	*516,609*	*4,02,614*	*8,20,366*	*3,41,512*	*9,01,18*	*6,15,917*
,, *Burma*	*162,900*	*48,500*	*71,600*	*63,193*	*37,900*	*3,76,344*	*76,079*	*1,24,796*	*61,376*	*36,133*
TOTAL	5,661,749	3,420,236	5,025,728	7,730,329	4,761,196	1,07,25,290	52,21,013	74,86,417	98,61,787	49,79,573

No. 10—*continued*

ARTICLES, AND COUNTRIES OF CONSIGNMENT; ALSO SHARE OF EACH PROVINCE	Quantity					Value				
	1929-30	1930-31	1931-32	1932-33	1933-34	1929-30	1930-31	1931-32	1932-33	1933-34
						R	R	R	R	R
Textiles—*continued*										
Cotton—*continued*										
***Twist and Yarn*—continued**										
Total of Mercerised Cotton Yarn (III. P)—	Lbs.	Lbs.	Lbs.	Lbs.	Lbs.					
United Kingdom (*including* Channel Islands)	288,209	75,445	255,567	174,068	23,009	7,11,415	1,10,266	4,56,518	3,12,967	44,051
Straits Settlements	..	30	..	..	..	..	77	..	..	..
TOTAL BRITISH EMPIRE	288,209	75,475	255,567	174,068	23,009	7,11,415	1,10,343	4,56,518	3,12,967	44,051
Switzerland	3,900	..	..	..	..	5,669	..	..	..	..
China (*exclusive of* Hongkong and Macao)	18,675	..	..	..	..	20,287	..	..	..	..
Japan	5,411,030	3,450,952	4,799,732	7,599,349	4,840,803	1,00,78,877	51,66,896	70,69,731	90,99,172	48,75,591
Other Foreign Countries	610	54	1,000	612	..	745	124	1,104	512	..
TOTAL FOREIGN COUNTRIES	5,434,215	3,451,006	4,800,732	7,599,961	4,840,803	1,01,05,578	51,67,020	70,70,835	90,99,684	48,75,591
Share of Bengal	*27,300*	*167,188*	*227,267*	*424,325*	*585,615*	*38,548*	*2,47,800*	*3,29,803*	*4,54,604*	*5,30,989*
,, *Bombay*	*5,294,376*	*3,375,366*	*4,494,417*	*6,454,527*	*3,651,919*	*99,52,514*	*42,64,963*	*66,91,602*	*79,99,043*	*37,95,328*
,, *Sind*	..	*66*	*19,095*	*15,655*	*378*	..	*137*	*28,465*	*16,531*	*1,428*
,, *Madras*	*237,848*	*437,411*	*336,710*	*836,332*	*627,500*	*4,50,547*	*6,83,394*	*5,51,682*	*9,01,080*	*5,56,768*
,, *Burma*	*162,900*	*46,500*	*78,500*	*43,190*	*37,900*	*3,76,388*	*76,079*	*1,25,796*	*41,393*	*36,129*
TOTAL	5,722,424	5,526,481	5,056,289	7,774,029	4,863,812	1,08,16,998	52,77,363	75,27,353	94,12,651	49,19,642
Unspecified descriptions of Twist and Yarn (III. P)—	Lbs.	Lbs.	Lbs.	Lbs.	Lbs.					
United Kingdom (*including* Channel Islands)	21,629	9,174	17,198	17,342	38,801	36,176	18,202	32,014	24,879	40,607
Other British Possessions	250	680	81	28	30	356	258	62	26	41
TOTAL BRITISH EMPIRE	21,879	9,854	17,279	17,370	38,831	36,532	18,460	32,076	24,905	40,648
Japan	12,000	..	1,500	13,500	4,800	13,181	..	1,611	12,506	4,685
Other Foreign Countries	230	..	67	..	..	287	..	21	..	..
TOTAL FOREIGN COUNTRIES	12,230	..	1,567	13,500	4,800	13,468	..	1,632	12,506	4,685
Share of Bengal	..	..	..	..	*264*	..	..	..	..	*370*
,, *Bombay*	*20,426*	*6,894*	*14,748*	*13,242*	*5,803*	*34,607*	*14,369*	*30,171*	*20,011*	*11,597*
,, *Madras*	*13,634*	*3,160*	*4,098*	*18,628*	*37,559*	*15,393*	*4,201*	*4,337*	*17,400*	*33,366*
TOTAL	34,109	9,854	18,846	30,870	43,631	50,000	18,460	34,508	37,411	45,333
Total Twist and yarn—	Lbs.	Lbs.	Lbs.	Lbs.	Lbs.					
United Kingdom (*including* Channel Islands)	20,111,992	10,814,913	11,912,546	13,857,068	9,962,435	2,06,91,474	1,26,56,728	1,21,81,918	1,31,79,946	95,78,060
Straits Settlements	14,326	2,082	20,000	80,007	..	16,698	1,971	15,000	51,659	..
Hongkong	80,000	20,000	..	20,000	20,000	80,000	16,667	..	12,221	15,294
Other British Possessions	2,598	1,918	81	2,518	932	1,227	925	62	871	917
TOTAL BRITISH EMPIRE	20,208,911	10,338,913	11,932,627	13,459,593	9,973,367	2,06,59,399	1,26,76,291	1,21,96,980	1,32,44,697	95,94,271
Germany	94,064	16,574	15,046	..	58	1,41,796	25,575	17,375	..	131
Netherlands	35,844	15,015	..	155	..	55,701	23,063	..	224	..
Belgium	..	2,074	6,710	1,800	..	..	2,552	5,991	1,743	..
France	38	1,863	2,031	16,660	..	78	3,375	1,671	16,417	..
Switzerland	694,410	73,600	81,201	66,900	13,500	9,75,040	93,262	55,132	78,119	14,426
Italy (*including* Fiume)	1,426,849	64,435	142,489	5,446	18,090	16,56,822	76,768	1,22,788	5,387	17,230

No. 10—*continued*

ARTICLES, AND COUNTRIES OF CONSIGNMENT; ALSO SHARE OF EACH PROVINCE	QUANTITY					VALUE				
	1929-30	1930-31	1931-32	1932-33	1933-34	1929-30	1930-31	1931-32	1932-33	1933-34
						R	R	R	R	R
Textiles—continued										
Cotton—*continued*										
Twist and Yarn—concluded										
***Total, Twist and Yarn*—contd.**	Lbs.	Lbs.	Lbs.	Lbs.	Lbs.					
Austria	40,800	6,000	..	..	..	78,596	11,481	..	..	..
Persia	..	..	..	..	75,800	..	..	..	..	40,489
Siam	..	..	..	100,000	80,000	..	..	..	55,608	49,348
China (*exclusive* of Hongkong and Macão)	10,494,713	11,723,238	13,215,238	13,305,400	10,209,275	1,10,31,008	95,67,790	92,01,201	84,13,810	64,65,674
Japan	10,870,160	6,894,903	6,206,197	18,148,809	11,683,936	1,63,77,985	83,56,286	83,82,377	1,60,71,159	95,67,183
Egypt	10,400	1,200	..	..	..	5,400	225	..	..	..
Other Foreign Countries	4,471	119	3,561	224	1,189	4,196	308	4,346	423	1,481
TOTAL FOREIGN COUNTRIES	23,673,230	18,801,002	19,642,473	31,642,792	22,081,796	3,03,26,316	1,81,60,715	1,76,91,251	2,46,37,714	1,61,55,011
Share of Bengal	*12,413,493*	*10,562,930*	*11,127,761*	*16,018,061*	*16,351,023*	*1,48,87,697*	*92,48,419*	*84,65,615*	*1,19,69,133*	*1,04,49,423*
,, *Bombay*	*19,246,961*	*10,189,042*	*12,091,010*	*17,391,371*	*9,533,536*	*2,70,58,926*	*1,17,88,367*	*1,32,55,916*	*1,64,59,809*	*86,12,186*
,, *Sind*	*382,339*	*156,893*	*214,919*	*213,138*	*111,110*	*6,83,795*	*1,76,542*	*2,09,161*	*1,94,513*	*93,257*
,, *Madras*	*10,664,699*	*6,995,006*	*6,622,929*	*9,676,667*	*5,485,483*	*1,49,13,227*	*83,46,844*	*65,72,764*	*86,18,776*	*54,33,599*
,, *Burma*	*1,184,549*	*1,236,124*	*1,518,482*	*2,065,145*	*1,573,963*	*16,72,110*	*12,70,634*	*13,23,977*	*15,29,760*	*10,49,737*
TOTAL	43,882,041	29,139,915	31,575,100	45,108,382	32,055,163	5,99,85,715	3,08,87,006	2,98,88,231	3,78,82,411	2,57,50,142
Manufactures—										
Blankets (III. P.)—	Lbs.	Lbs.	Lbs.	Lbs.	Lbs.					
United Kingdom (*including* Channel Islands)	20,708	10,291	2,308	2,159	14,815	17,407	9,518	2,814	2,230	6,356
Kenya Colony	..	24,050	..	..	..	..	5,800	..	..	..
Other British Possessions	1,550	1,046	77	303	288	848	650	87	229	278
TOTAL BRITISH EMPIRE	22,258	35,387	2,380	2,462	15,103	18,255	15,968	2,900	2,459	6,631
Germany	322,482	251,871	35,995	27,742	66	1,78,763	93,264	21,097	9,175	117
Netherlands	1,617,771	1,855,684	1,570,654	490,952	1,400	9,24,150	8,39,836	6,63,257	2,26,781	492
Belgium	342,907	182,235	259,926	94,251	22,985	2,10,034	1,00,718	89,319	37,453	8,577
Switzerland	..	17,528	..	..	..	..	12,864	..	..	..
Italy (*including* Fiume)	405,477	469,565	49,239	..	735	2,36,381	2,63,768	20,047	..	738
Japan	445,751	595,533	364,960	584,405	232,620	5,19,241	5,09,969	3,22,941	3,39,276	1,66,958
Other Foreign Countries	10,068	2,006	768	1,343	681	6,347	5,047	1,231	1,426	598
TOTAL FOREIGN COUNTRIES	3,144,456	3,374,317	2,281,437	1,207,693	258,487	20,74,946	18,25,461	11,17,982	8,16,111	1,77,477
Share of Bengal	*1,447,495*	*1,127,062*	*873,047*	*103,463*	*53,653*	*7,78,368*	*6,79,218*	*3,22,294*	*40,636*	*33,937*
,, *Bombay*	*25,905*	*35,713*	*8,128*	*15,253*	*14,171*	*16,183*	*16,742*	*7,548*	*12,413*	*10,688*
,, *Sind*	*40,355*	*73,711*	*142*	*3,215*	*1,245*	*29,332*	*50,046*	*153*	*2,163*	*1,010*
,, *Madras*	*3,495*	*2,498*	*1,402*	*14,163*	*2,449*	*5,522*	*4,618*	*3,856*	*5,814*	*3,079*
,, *Burma*	*1,648,500*	*2,170,810*	*1,401,604*	*1,071,614*	*201,993*	*12,44,796*	*12,9[illegible]*	*7,81,839*	*5,44,826*	*1,42,451*
TOTAL	3,166,714	3,409,704	2,283,817	1,210,158	273,560	10,91,201	18 41,434	11,20,891	8,16,[illegible]	1,84,1[illegible]
Canvas (III. P.)—	Yards	Yards	Yards	Yards	Yards					
United Kingdom (*including* Channel Islands)	441,306	323,370	246,275	409,985	615,[illegible]	5,07,576	4 13,732	2,47,687	3,51,706	6,33,145
Other British Possessions	6 3	1,156	348	1,[illegible]	61[illegible]	1,6 3	1,[illegible]	631	1,662	307
TOTAL BRITISH EMPIRE	441,369	324,526	246,623	411,[illegible]	616,[illegible]	5,09,239	4 15,963	2,47,[illegible]	3,5[illegible]	6,33,[illegible]

No. 10—*continued*

ARTICLES, AND COUNTRIES OF CONSIGNMENT; ALSO SHARE OF EACH PROVINCE	QUANTITY					VALUE				
	1929-30	1930-31	1931-32	1932-33	1933-34	1929-30	1930-31	1931-32	1932-33	1933-34
						R	R	R	R	R
Textiles—*continued*										
Cotton—*continued*										
***Manufactures*—contd.**	Yards.	Yards.	Yards.	Yards.	Yards.					
Canvas (III. P)—*contd.*										
Germany	49,056	53,222	75,339	79,580	16,181	61,913	78,082	1,05,424	51,347	5,343
Netherlands	11,684	6,806	4,281	679	..	25,548	13,144	5,586	1,428	..
Belgium	4,985	1,585	425	..	..	9,663	4,172	821	..	..
France	10,612	1,921	800	285	10	20,655	4,688	719	999	20
Italy (*including* Fiume)	227,500	299,145	84,819	124,042	13,839	34,888	38,705	3,677	17,497	1,830
Japan	255,686	328,514	266,720	377,052	163,849	1,29,723	1,01,729	83,755	1,22,942	55,393
Other Foreign Countries	13,978	2,046	1,183	1,715	557	9,518	3,769	1,905	1,323	780
TOTAL FOREIGN COUNTRIES	573,496	693,199	382,556	583,353	194,436	2,91,898	2,44,294	2,01,887	1,95,536	63,866
Share of Bengal	*176,111*	*223,901*	*194,003*	*344,580*	*162,051*	*2,13,459*	*2,34,526*	*1,80,257*	*2,04,340*	*1,65,659*
,, *Bombay*	*538,019*	*683,629*	*209,681*	*328,076*	*175,692*	*4,01,397*	*2,77,468*	*1,49,535*	*1,95,733*	*2,07,904*
,, *Sind*	*55,819*	*50,240*	*44,262*	*149,794*	*155,574*	*46,693*	*26,348*	*30,436*	*66,172*	*64,191*
,, *Madras*	*8,023*	*13,299*	*15,998*	*25,349*	*19,482*	*12,059*	*17,636*	*25,331*	*25,136*	*19,158*
,, *Burma*	*246,723*	*266,658*	*185,235*	*166,944*	*47,857*	*1,26,948*	*1,03,266*	*63,776*	*57,461*	*40,406*
TOTAL	1,023,695	1,017,727	629,179	994,743	610,656	8,01,147	6,59,239	4,49,335	5,48,842	4,97,315
Handkerchiefs and Shawls in the piece—										
Handkerchiefs (III. P)—	No.	No.	No.	No.	No.					
United Kingdom (*including* Channel Islands)	3,903,881	3,114,395	1,512,155	3,288,225	2,605,364	12,28,550	3,18,420	2,17,256	4,85,508	3,14,348
Other British Possessions	4,863	5,064	18,716	21,735	6,484	1,145	1,076	1,922	1,424	668
TOTAL BRITISH EMPIRE	3,908,744	3,119,459	1,530,871	3,309,960	2,611,848	12,29,695	3,19,502	2,19,178	4,86,932	3,15,011
Switzerland	14,832	3,600	1,866	17,887	504	5,084	255	373	2,583	125
Austria	22,000	..	1,200	..	..	6,677	..	139	..	..
Czechoslovakia	21,420	..	..	..	..	8,609	..	..	..	..
Japan	1,221,456	727,032	235,824	1,201,200	2,622,885	61,129	29,449	9,975	49,784	1,04,105
Other Foreign Countries	17,837	18,814	7,716	58,037	24,024	1,870	1,955	938	3,088	3,358
TOTAL FOREIGN COUNTRIES	1,298,544	749,446	246,606	1,277,124	2,647,413	83,319	31,659	11,425	55,455	1,07,588
Share of Bengal	*3,058,977*	*1,592,450*	*531,280*	*378,445*	*853,635*	*2,86,926*	*1,10,038*	*43,009*	*58,168*	*82,965*
,, *Bombay*	*3,657,496*	*604,446*	*23,148*	*738,875*	*716,276*	*5,13,789*	*57,001*	*2,459*	*71,137*	*55,745*
,, *Sind*	*1,483,059*	*211,648*	*604,694*	*1,693,880*	*896,378*	*3,20,068*	*47,686*	*1,28,852*	*2,84,561*	*1,81,734*
,, *Madras*	*95,968*	*89,358*	*7,350*	*1,491*	*69,205*	*18,241*	*11,572*	*1,262*	*481*	*4,088*
,, *Burma*	*1,912,456*	*1,370,982*	*611,185*	*1,774,393*	*2,724,807*	*1,74,991*	*1,24,964*	*55,021*	*1,28,040*	*1,23,068*
TOTAL	10,207,288	3,868,905	1,777,477	4,587,084	5,259,261	13,13,014	3,51,161	2,30,603	5,42,387	4,22,594
Shawls (III. P)—	No.	No.	No.	No.	No.					
United Kingdom (*including* Channel Islands)	92,974	32,916	679	54,742	3,130	1,67,572	59,237	1,682	31,803	6,059
Other British Possessions	205	..	40	48	..	830	..	63	7	..
TOTAL BRITISH EMPIRE	93,179	32,916	719	54,790	3,130	1,68,402	59,237	1,745	31,810	6,059
Germany	44,815	4,000	..	15,120	..	67,818	5,913	..	14,003	..
Netherlands	12,000	240	..	..	..	18,960	245	..	..	..
Italy (*including* Fiume)	42,287	46,429	..	..	..	80,966	83,612	..	..	..
Czechoslovakia	400	9,000	..	..	..	1,373	12,572	..	..	..
Japan	13,040	6,600	28,948	10,308	21,956	17,523	5,611	20,075	5,576	16,695
Other Foreign Countries	3	..	2	..	300	10	..	5	..	265
TOTAL FOREIGN COUNTRIES	113,745	66,269	28,950	25,428	22,256	1,86,650	1,07,858	20,080	19,581	16,960

No. 10—*continued*

ARTICLES, AND COUNTRIES OF CONSIGNMENT; ALSO SHARE OF EACH PROVINCE	QUANTITY					VALUE				
	1929-30	1930-31	1931-32	1932-33	1933-34	1929-30	1930-31	1931-32	1932-33	1933-34
Textiles—*continued*						R	R	R	R	R
Cotton—*continued*										
Manufactures—continued										
Handkerchiefs and Shawls in the piece—*continued*										
Shawls (III. P)—*continued*	No.	No.	No.	No.	No.					
Share of Bengal	*193,030*	*98,304*	*679*	*2,106*	*3,130*	*3,23,691*	*1,61,139*	*1,683*	*4,614*	*6,049*
,, *Bombay*	*1,049*	..	..	*1,566*	..	*3,617*	..	..	*1,563*	..
,, *Sind*	..	..	..	*49,673*	*399*	..	..	..	*25,806*	*995*
,, *Madras*	..	..	*12*	*1,440*	..	..	..	*9*	*897*	..
,, *Burma*	*13,845*	*6,881*	*28,978*	*25,425*	*31,956*	*18,353*	*8,956*	*39,134*	*19,331*	*16,496*
TOTAL	206,924	99,185	29,669	80,218	35,386	3,54,461	1,67,095	21,825	51,891	23,019
Total Handkerchiefs and Shawls in the piece—	No.	No.	No.	No.	No.					
United Kingdom (*including* Channel Islands)	8,996,855	8,147,311	1,512,834	3,242,967	2,608,404	13,96,122	3,77,668	2,18,988	5,17,811	3,20,407
Other British Possessions	5,068	5,064	18,756	21,788	6,484	1,975	1,076	1,985	1,421	663
TOTAL BRITISH EMPIRE	9,001,923	3,152,375	1,531,590	3,264,750	2,614,978	13,98,097	3,78,739	2,20,923	5,19,742	3,21,070
Germany	45,161	13,945	1,440	15,120	..	67,599	7,079	187	14,003	..
Netherlands	13,000	540	..	..	..	18,969	311	..	..	..
Switzerland	14,832	3,600	1,866	17,887	504	5,034	258	378	2,585	125
Italy (*including* Fiume)	42,388	46,429	..	..	..	80,970	33,618	..	..	..
Austria	22,999	..	1,200	..	..	6,677	..	189	..	..
Czechoslovakia	21,820	9,000	..	..	..	9,982	12,572	..	..	..
Japan	1,235,096	733,632	264,772	1,211,508	2,654,841	78,652	35,060	30,050	55,367	1,20,800
Other Foreign Countries	16,993	8,569	6,278	58,037	24,324	1,495	628	756	3,088	3,618
TOTAL FOREIGN COUNTRIES	1,412,289	815,715	275,556	1,302,552	2,679,669	2,69,378	1,39,617	31,506	75,080	1,24,543
Share of Bengal	*3,250,307*	*1,684,784*	*531,959*	*338,851*	*856,735*	*6,19,616*	*2,71,177*	*44,691*	*68,781*	*39,024*
,, *Bombay*	*3,658,547*	*604,446*	*23,148*	*740,441*	*715,376*	*5,16,206*	*67,901*	*2,448*	*72,700*	*55,765*
,, *Sind*	*1,483,059*	*211,645*	*604,694*	*1,713,558*	*896,618*	*3,20,068*	*47,536*	*1,78,852*	*3,09,827*	*1,81,999*
,, *Madras*	*95,968*	*89,358*	*7,862*	*2,931*	*69,206*	*18,241*	*11,572*	*1,271*	*870*	*6,852*
,, *Burma*	*1,926,331*	*1,377,863*	*640,688*	*1,799,821*	*3,756,765*	*1,93,344*	*1,30,929*	*76,185*	*1,47,621*	*1,44,765*
TOTAL	10,414,212	3,968,090	1,807,146	4,667,302	5,294,647	16,67,475	5,15,256	2,52,428	5,93,779	4,45,613
Hosiery—										
Stockings and socks (III. P)—	Dozen Pairs	Dozen Pairs	Dozen Pairs	Dozen Pairs	Dozen Pairs					
United Kingdom (*including* Channel Islands)	10,398	5,891	2,348	2,563	3,750	44,015	32,631	25,492	19,119	19,915
Hongkong	494,735	404,116	292,556	197,317	62,982	3,99,196	3,90,880	2,38,779	1,81,190	56,825
Other British Possessions	85	879	2,499	331	58	226	2,162	2,206	416	89
TOTAL BRITISH EMPIRE	505,218	410,886	296,703	201,211	71,790	4,87,537	4,25,673	2,67,477	2,00,725	76,829
Germany	20,776	5,347	15,078	3,259	6,304	94,110	37,407	84,907	78,717	53,386
Italy (*including* Fiume)	24,600	11,728	4,539	1,484	73	88,004	24,906	9,752	3,842	300
China (*exclusive* of Hongkong and Macao)	100,754	75,751	11,444	43,075	13,754	1,36,666	92,987	14,985	45,023	15,920
Japan	412,106	307,040	302,768	807,235	822,063	3,42,539	3,96,041	3,84,332	3,13,176	3,20,966
United States of America—										
Via Atlantic Coast	34,224	16,578	17,865	9,146	3,652	2,41,046	1,09,192	1,07,089	54,097	18,817
,, Pacific ,,	..	1	..	..	..	..	8	..	..	..
Other Foreign Countries	768	564	972	196	250	6,409	2,847	4,256	1,998	1,242
TOTAL FOREIGN COUNTRIES	595,228	417,009	352,666	869,396	846,116	12,98,874	9,63,087	6,06,324	10,00,748	9,..,768

No. 10—*continued*

ARTICLES, AND COUNTRIES OF CONSIGNMENT; ALSO SHARE OF EACH PROVINCE	QUANTITY					VALUE				
	1929-30	1930-31	1931-32	1932-33	1933-34	1929-30	1930-31	1931-32	1932-33	1933-34
						R	R	R	R	R
Textiles—*continued*										
Cotton—*continued*										
***Manufactures*—continued**										
Hosiery—*continued*										
Stockings and socks (III.P)—*continued*	Dozen Pairs	Dozen Pairs	Dozen Pairs	Dozen Pairs	Dozen Pairs					
Share of Bengal	*492,662*	*389,114*	*199,759*	*443,201*	*329,840*	*7,67,283*	*5,65,650*	*2,45,666*	*4,28,394*	*3,26,324*
,, *Bombay*	*444,933*	*276,749*	*535,798*	*404,150*	*406,211*	*9,09,840*	*4,20,530*	*4,39,331*	*4,85,425*	*4,46,634*
,, *Sind*	*83,639*	*49,748*	*81,177*	*159,349*	*135,498*	*1,96,961*	*1,73,315*	*1,31,422*	*2,04,416*	*1,59,458*
,, *Madras*	*17,846*	*10,748*	*4,479*	*9,617*	*4,411*	*32,243*	*17,771*	*5,876*	*13,078*	*4,623*
,, *Burma*	*62,514*	*53,536*	*30,156*	*54,589*	*42,036*	*1,20,084*	*1,11,444*	*50,506*	*67,110*	*49,553*
TOTAL	1,100,444	827,895	651,369	1,070,906	917,906	20,26,411	12,88,710	8,72,801	12,03,473	9,86,592
Underwear (III. P)—	Dozen	Dozen	Dozen	Dozen	Dozen					
United Kingdom (*including* Channel Islands)	2,212	1,482	1 362	3,500	7,666	28,906	15,457	13,518	24,731	46,572
Straits Settlements	276	521	2,716	6,252	1,056	2,225	2,870	8,144	11,198	2,294
Hongkong	3,527	3,936	6,497	16,324	12,762	49,700	54,194	42,721	49,803	41,250
Other British Possessions	192	283	180	1,077	117	1,465	1,393	1,256	2,732	555
TOTAL BRITISH EMPIRE	6,207	6,222	11,697	29,313	21,601	82,356	73,914	65,639	88,524	90,671
Germany	49,286	35,336	3,370	4,604	4,579	4,63,797	2,35,682	33,702	48,358	48,802
Switzerland	680	123	100	142	..	5,328	923	528	966	--
Italy (*including* Fiume)	1,250	1,132	308	78	25	9,549	6,832	2,382	498	220
China (*exclusive* of Hongkong and Macao)	3,498	1,020	479	797	291	14,450	3,481	2,402	2,359	1,349
Japan	2,837,984	2,140,017	1,272,087	2,589,698	3,091,168	1,12,33,567	70,06,440	36,98,076	51,28,120	60,82,336
United States of America—										
Via Atlantic Coast	5,758	2,089	2,566	1,805	822	50,865	19,100	19,503	10,623	6,570
Other Foreign Countries	347	562	28	130	2	3,493	4,881	163	2,215	20
TOTAL FOREIGN COUNTRIES	2,898,753	2,180,779	1,278,938	2,596,949	3,096,887	1,18,01,049	72,75,341	37,56,751	51,93,139	61,39,297
Share of Bengal	*1,003,366*	*1,446,514*	*585,593*	*1,110,812*	*1,594,323*	*79,99,339*	*47,24,288*	*17,49,543*	*21,70,892*	*31,44,271*
,, *Bombay*	*436,939*	*312,611*	*314,509*	*631,316*	*701,736*	*16,49,419*	*8,93,522*	*7,93,822*	*13,01,167*	*13,34,495*
,, *Sind*	*68,326*	*66,949*	*95,974*	*233,456*	*332,174*	*3,50,300*	*1,94,332*	*2,78,930*	*5,62,361*	*6,32,507*
,, *Madras*	*17,196*	*5,911*	*818*	*13,778*	*28,110*	*55,397*	*22,110*	*1,216*	*27,401*	*49,392*
,, *Burma*	*520,179*	*391,009*	*294,133*	*547,870*	*1,465,245*	*26,23,460*	*15,16,003*	*9,99,879*	*13,19,812*	*10,69,303*
TOTAL	2,904,960	2,187,001	1,290,635	2,626,262	3,118,488	1,18,83,405	73,49,255	38,22,390	52,81,663	62,29,968
Other sorts (III. P)—										
United Kingdom (*including* Channel Islands)	—	—	—	—	—	45,574	19,502	13,797	17,181	57,312
Hongkong	—	—	—	—	—	8,003	30,753	42	169	5,453
Other British Possessions	—	—	—	—	—	3,039	1,896	347	4,655	498
TOTAL BRITISH EMPIRE	—	—	—	—	—	56,616	52,156	14,186	22,005	63,263
Germany	—	—	—	—	—	13,833	7,063	6,765	20,920	65,382
Italy (*including* Fiume)	—	—	—	—	—	12,074	1,394	306	929	--
China (*exclusive* of Hongkong and Macao)	—	—	—	—	—	13,566	513	3,005	23	118
Japan	—	—	—	—	—	2,58,761	48,856	76,266	1,76,399	3,47,363
United States of America—										
Via Atlantic Coast	—	—	—	—	—	96,884	31,786	17,469	24,950	28,116
Other Foreign Countries	—	—	—	—	—	3,512	522	250	603	1,674
TOTAL FOREIGN COUNTRIES	—	—	—	—	—	4,03,630	90,130	1,04,071	2,23,824	4,42,653

No. 10—*continued*

ARTICLES, AND COUNTRIES OF CONSIGNMENT; ALSO SHARE OF EACH PROVINCE	QUANTITY					VALUE				
	1929-30	1930-31	1931-32	1932-33	1933-34	1929-30	1930-31	1931-32	1932-33	1933-34
						R	R	R	R	R
Textiles—*continued*										
Cotton—*continued*										
Manufactures—continued										
Hosiery—*concluded*										
Other sorts (III, P)—*continued*										
Share of Bengal . .	—	—	—	—	—	*3,25,899*	*1,01,375*	*86,183*	*1,49,935*	*3,36,512*
,, *Bombay* . . .	—	—	—	—	—	*40,479*	*18,360*	*7,741*	*59,891*	*1,04,335*
,, *Sind* . . .	—	—	—	—	—	*3,866*	*231*	..	..	*1,297*
,, *Madras* . . .	—	—	—	—	—	*43,130*	*20,487*	*18,404*	*3,737*	*17,363*
,, *Burma* . . .	—	—	—	—	—	*41,872*	*3,503*	*5,819*	*2,853*	*6,161*
TOTAL .	—	—	—	—	—	4,60,246	1,42,286	1,18,087	2,55,853	5,05,918
Total value of Hosiery—										
United Kingdom (*including* Channel Islands) . .	—	—	—	—	—	1,18,558	67,508	52,807	61,111	1,22,199
Ceylon (*excluding* Maldives) .	—	—	—	—	—	3,381	2,288	698	7,016	464
Straits Settlements . .	—	—	—	—	—	3,439	5,443	11,025	11,901	2,478
Hongkong . . .	—	—	—	—	—	6,50,899	4,75,827	2,81,842	2,81,229	1,03,518
Other British Possessions .	—	—	—	—	—	235	590	635	4	494
TOTAL BRITISH EMPIRE .	—	—	—	—	—	7,76,509	5,51,748	3,47,302	3,11,264	2,29,703
Germany	—	—	—	—	—	5,01,740	2,80,142	1,21,274	1,47,095	1,67,870
France	—	—	—	—	—	9,923	4,013	297	1,839	468
Switzerland . . .	—	—	—	—	—	7,061	922	523	1,154	48
Italy (*including* Fiume) .	—	—	—	—	—	89,627	81,031	17,440	4,849	580
China (*exclusive* of Hongkong and Macão) . . .	—	—	—	—	—	1,69,642	90,949	20,592	47,401	17,887
Japan	—	—	—	—	—	1,23,31,067	76,71,337	61,85,674	61,22,648	78,50,197
United States of America—										
Vid Atlantic Coast .	—	—	—	—	—	2,88,705	1,60,018	1,44,061	1,01,850	58,503
,, Pacific ,, . .	—	—	—	—	—	..	8	..	..	..
Other Foreign Countries .	—	—	—	—	—	1,718	3,064	4,313	2,215	2,525
TOTAL FOREIGN COUNTRIES .	—	—	—	—	—	1,35,03,553	82,28,508	64,66,146	64,29,711	79,98,713
Share of Bengal . .	—	—	—	—	—	*33,92,511*	*58,91,767*	*20,81,102*	*27,89,211*	*33,07,468*
,, *Bombay* . .	—	—	—	—	—	*25,99,738*	*13,79,418*	*7,39,594*	*27,46,656*	*38,85,644*
,, *Sind* . . .	—	—	—	—	—	*6,56,197*	*3,67,974*	*6,10,859*	*7,66,777*	*7,93,762*
,, *Madras* . .	—	—	—	—	—	*1,31,270*	*60,341*	*26,496*	*48,716*	*1,11,818*
,, *Burma* . .	—	—	—	—	—	*27,90,416*	*16,30,760*	*10,58,204*	*21,49,805*	*31,24,964*
TOTAL .	—	—	—	—	—	1,45,70,062	97,50,251	65,13,454	87,40,965	77 22,676
Lace and patent net (III. P)—	Yards	Yards	Yards	Yards	Yards					
United Kingdom (*including* Channel Islands) . .	790,787	487,098	768,967	1,469,021	1,479,498	4,55,082	2,72,179	3,92,870	6,42,075	6,61,602
Other British Possessions	20	25	854	103	123	16	12	156	81	240
TOTAL BRITISH EMPIRE .	790,807	487,123	789,321	1,469,124	1,479,621	4,55,048	2,72,191	3,92,734	6,42,156	6,61,502
Germany	238,222	57,858	56,064	10,591	229	1,25,787	29,499	25,172	5,664	789
Belgium	245,467	52,528	94,529	63,782	..	1,56,716	28,981	47,874	27,273	..
France	544,069	361,369	248,891	143,429	4 928	2,83,506	1,72,879	1,19,165	76 842	2,823
Switzerland . . .	141,992	38,910	17,256	3,681	..	69,121	20,361	9,034	3,224	..
Italy (*including* Fiume) .	6,638	27,807	6,396	1,606	..	4,490	13,544	3,894	1,239	..
Japan	205,166	112,148	80,404	183,118	266,084	80,440	23,866	13,097	28,083	42,828
United States of America—										
Vid Atlantic Coast .	24	84,880	2,161	..	..	22	11,721	594	..	..
Other Foreign Countries .	4,656	950	1,0.6	2,637	..	2,537	764	419	1,567	..
TOTAL FOREIGN COUNTRIES .	1,396,434	884,731	521,529	358 846	271,241	6,92,570	3,17,340	2 19,330	1 43,751	46,079

No. 10—*continued*

ARTICLES, AND COUNTRIES OF CONSIGNMENT; ALSO SHARE OF EACH PROVINCE	QUANTITY					VALUE				
	1929-30	1930-31	1931-32	1932-33	1933-34	1929-30	1930-31	1931-32	1932-33	1933-34
						R	R	R	R	R
Textiles—*continued*										
Cotton—*continued*										
***Manufactures*—continued**										
Lace and patent net (III. P)—*concluded*	Yards	Yards	Yards	Yards	Yards					
Share of Bengal	*537,830*	*352,598*	*369,045*	*626,374*	*423,833*	*3,17,160*	*1,23,008*	*1,61,078*	*2,39,207*	*1,36,601*
,, *Bombay*	*1,205,788*	*631,946*	*615,192*	*828,262*	*924,943*	*6,18,442*	*2,19,934*	*3,02,957*	*3,69,583*	*3,93,000*
,, *Sind*	..	..	..	..	*120*	..	..	..	..	*315*
,, *Madras*	*52,294*	*84,652*	*67,906*	*128,708*	*115,535*	*31,503*	*48,578*	*36,242*	*52,314*	*44,992*
,, *Burma*	*381,333*	*409,663*	*260,847*	*281,624*	*286,381*	*1,80,513*	*1,93,011*	*1,11,796*	*1,24,759*	*1,23,073*
TOTAL	2,177,245	1,171,854	1,311,150	1,857,968	1,750,862	11,47,618	5,79,531	6,12,073	7,85,863	6,97,081
Piece-goods—										
Grey (unbleached)—										
Plain grey—										
Chadars (III. P)—	Yards	Yards	Yards	Yards	Yards					
TOTAL BRITISH EMPIRE	..	..	..	4	..	..	..	..	1	..
Japan	..	60	..	..	..	..	14	..	..	..
Share of Bombay	..	*60*	..	..	..	..	*14*	..	..	..
,, *Madras*	..	..	..	*4*	..	..	..	..	*1*	..
TOTAL	..	60	..	4	..	..	14	..	1	..
Dhotis, Saris and Scarves (III. P)—	Yards	Yards	Yards	Yards	Yards					
United Kingdom (*including* Channel Islands)	8,404	50,040	185,290	397,968	200,172	1,704	9,800	26,777	66,088	40,167
Other British Possessions	2,400	..	..	..	208	1,789	..	..	..	90
TOTAL BRITISH EMPIRE	10,804	50,040	185,290	397,968	200,380	3,493	9,800	26,777	66,088	40,257
China (*exclusive* of Hong-kong and Macao)	..	..	20,000	..	..	..	..	3,822	..	..
Japan	30,000	..	..	..	..	7,095	..	..	..	..
TOTAL FOREIGN COUNTRIES	30,000	..	20,000	..	..	7,095	..	3,822	..	..
Share of Bengal	..	..	*20,000*	..	..	..	..	*3,822*	..	..
,, *Bombay*	*1,600*	..	..	..	..	*450*	..	..	..	..
,, *Madras*	*9,204*	*10,304*	*177,423*	*393,243*	*260,330*	*3,043*	*2,486*	*25,641*	*66,322*	*40,257*
,, *Burma*	*30,000*	*38,236*	*7,867*	*4,725*	..	*7,095*	*7,314*	*1,136*	*666*	..
TOTAL	40,804	50,040	205,290	397,968	260,380	10,588	9,800	30,599	66,988	40,257
Drills and Jeans (III. P)—	Yards	Yards	Yards	Yards	Yards					
United Kingdom (*including* Channel Islands)	316,642	71,693	49,473	18,380	69,940	94,869	21,206	12,337	4,004	19,004
Other British Possessions	6,560	20,000	10,880	120	..	2,180	4,667	2,880	27	..
TOTAL BRITISH EMPIRE	323,202	91,693	60,353	18,500	69,940	97,049	25,873	15,217	4,031	19,004
China (*exclusive* of Hong-kong and Macao)	48,000	..	..	8,000	..	11,389	..	..	1,200	..
Japan	12,455,760	1,[illegible],000	2,339,473	1,008,430	1,303,600	33,52,560	4,29,918	4,66,828	1,79,161	1,43,537
United States of America—										
Pan Atlantic Coast	604,680	352,000	682,000	243,100	220,800	2,29,403	1,16,601	1,33,607	57,946	48,048
Other Foreign Countries	12,472	27	..	4,096	..	3,895	20	..	857	..
TOTAL FOREIGN COUNTRIES	13,120,912	2,[illegible],027	3,[illegible],073	1,260,925	1,524,400	35,07,247	5,46,379	6,[illegible],435	2,39,164	2,42,485

No. 10—*continued*

ARTICLES, AND COUNTRIES OF CONSIGNMENT: ALSO SHARE OF EACH PROVINCE	QUANTITY					VALUE				
	1929-30	1930-31	1931-32	1932-33	1933-34	1929-30	1930-31	1931-32	1932-33	1933-34
						R	R	R	R	R
Textiles—*continued*										
Cotton—*continued*										
***Manufactures*—continued**										
Piecegoods—*continued*										
Grey (unbleached)—*continued*										
Plain grey—*continued*										
Drills and Jeans (III-P)—*contd.*	Yards	Yards	Yards	Yards	Yards					
Share of Bengal	*2,371,277*	*198,237*	*15,000*	*60,495*	*151,840*	*6,31,004*	*56,213*	*3,522*	*7,118*	*16,618*
,, *Bombay*	*6,329,592*	*927,124*	*1,043,471*	*738,777*	*532,272*	*17,56,310*	*3,42,711*	*3,49,396*	*1,49,614*	*1,04,753*
,, *Sind*	*4,027,397*	*10,77,000*	*1,713,000*	*452,600*	*360,000*	*11,12,387*	*3,17,249*	*3,52,877*	*78,364*	*1,23,336*
,, *Madras*	*150,523*	*85,988*	*24,082*	*11,553*	*46,728*	*49,462*	*10,023*	*6,771*	*3,641*	*13,196*
,, *Burma*	*565,225*	*187,371*	*86,873*	*26,000*	*3,000*	*1,44,633*	*46,236*	*23,746*	*6,138*	*618*
TOTAL	13,444,114	2,425,720	2,882,426	1,279,425	1,594,340	30,94,296	8,72,452	8,21,652	2,43,795	2,61,149
Flannel and Flannelettes (III. P)—	Yards	Yards	Yards	Yards	Yards					
United Kingdom (*including* Channel Islands)	2,064	22,455	4,000	..	..	1,170	6,121	1,646	..	..
Italy (*including* Fiume)	..	275,983	..	..	..	..	55,115	..	..	..
Share of Bengal	*2,064*	*6,459*	..	..	..	*1,170*	*1,682*	..	..	..
,, *Bombay*	..	..	*4,000*	..	..	..	..	*1,646*	..	..
,, *Sind*	..	*291,949*	..	..	..	..	*61,614*	..	..	..
TOTAL	2,064	298,438	4,000	..	..	1,170	61,236	1,646	..	..
Jaconets, *including* Madapollams, Mulls and Cambrics (III. P)—	Yards	Yards	Yards	Yards	Yards					
United Kingdom (*including* Channel Islands)	52,640,048	19,189,189	23,630,224	26,645,670	22,086,764	1,13,83,076	36,73,001	34,95,014	37,67,244	20,04,134
Other Foreign Countries	..	..	..	1,333	8,768	..	..	..	407	1,541
TOTAL BRITISH EMPIRE	52,640,048	19,189,189	23,630,224	26,647,012	22,092,532	1,13,83,076	36,73,001	34,96,014	37,67,651	20,05,675
Italy (*including* Fiume)	33,000	18,043	..	..	..	8,268	4,804	..	..	..
Japan	282,096	9,500	30,000	124,500	10,000	62,116	1,979	6,857	19,917	1,731
Other Foreign Countries	51	..	..	11	..	60	..	..	3	..
TOTAL FOREIGN COUNTRIES	316,047	27,543	30,000	124,511	10,000	70,444	6,783	6,857	19,920	1,731
Share of Bengal	*13,507,353*	*2,907,529*	*1,486,693*	*1,148,225*	*1,903,971*	*27,69,098*	*6,99,848*	*3,87,643*	*1,09,833*	*1,97,384*
,, *Bombay*	*19,704,408*	*5,808,415*	*10,314,874*	*13,277,078*	*10,975,630*	*31,01,055*	*7,02,097*	*10,16,483*	*14,38,073*	*11,97,429*
,, *Sind*	*2,207,141*	*637,787*	*1,713,847*	*2,502,943*	*2,365,948*	*4,02,714*	*89,443*	*2,18,933*	*3,19,664*	*2,71,671*
,, *Madras*	*17,537,193*	*9,842,958*	*10,141,823*	*9,843,277*	*7,556,953*	*51,50,653*	*24,61,975*	*23,13,5..*	*19,35,209*	*14,18,922*
,, *Burma*	..	*20,043*	*2,957*	..	..	..	*5,301*	*864*	..	..
TOTAL	52,956,095	19,216,732	23,660,224	26,771,523	22,102,532	1,14,53,520	38,79,784	34,90,871	37,85,871	30,07,408
Longcloth and Shirtings (III. P)—	Yards	Yards	Yards	Yards	Yards					
United Kingdom (*including* Channel Islands)	21,155,949	5,074,616	3,350,419	3,776,967	3,762,303	80,61,728	10 50 524	9,91,284	6,84,969	6 54 2.6
Aden and Dependencies	6,500	..	5,700	..	..	1,185	..	840	..	..
Ceylon (*excluding* Maldives)	75,288	2,188	304	57	6,845	14,640	587	84	26	1,160
Straits Settlements	65,562	22,715	1,006	28	1,785	16,518	6,122	267	9	1.6
Federated Malay States	69,675	..	..	..	..	18,058	..	..	..	..
Hongkong	49,650	29,920	35,415	22,180	..	13,660	8,260	9,310	6,790	..
TOTAL BRITISH EMPIRE	21,420,654	5,139,437	3,392,874	3,799,152	3,769,953	81,25,674	10 65,548	6,00,795	6,91,816	6,56,169
Italy (*including* Fiume)	301,059	..	20	..	..	73,937	..	8	..	..
China (*exclusive* of Hongkong and Macao)	8,381,842	2,248,840	2,150,513	805,800	60	17,55,846	6,22,677	5,46,562	57,800	8
Japan	310,015,042	158,631,146	127,029,170	174,580,672	169,019,652	7,02,30,925	3,05,52,139	2,10,29,076	2,51,46,240	1,3,6 ..

No. 10—*continued*

ARTICLES, AND COUNTRIES OF CONSIGNMENT; ALSO SHARE OF EACH PROVINCE	QUANTITY					VALUE				
	1929-30	1930-31	1931-32	1932-33	1933-34	1929-30	1930-31	1931-32	1932-33	1933-34
						R	R	R	R	R
Textiles—*continued*										
Cotton—*continued*										
***Manufactures*—continued**										
Piecegoods—*continued*										
Grey (unbleached)—*continued*										
Plain grey—*continued*										
Longcloth and shirtings (III. P)—*contd.*										
United States of America—	Yards	Yards	Yards	Yards	Yards					
Vid Atlantic Coast	..	40,000	45	..	..	..	7,789	11	..	..
Other Foreign Countries	80	451	20	6,810	38,034	11	378	47	1,204	3,984
TOTAL FOREIGN COUNTRIES	318,700,983	161,184,097	180,879,800	178,975,282	109,057,756	7,20,60,805	3,09,92,988	2,16,44,710	2,52,21,214	1,33,89,915
Share of Bengal	*142,650,220*	*66,938,078*	*48,338,659*	*72,730,581*	*29,886,107*	*3,14,78,784*	*1,26,87,080*	*78,10,946*	*99,21,601*	*35,50,890*
,, *Bombay*	*132,984,777*	*57,146,211*	*48,164,896*	*61,033,518*	*51,480,112*	*3,02,71,087*	*1,04,08,909*	*81,17,896*	*87,14,926*	*43,39,907*
,, *Sind*	*29,678,148*	*13,276,019*	*11,431,727*	*16,522,734*	*14,797,647*	*73,87,553*	*26,83,350*	*21,34,357*	*26,33,486*	*19,50,969*
,, *Madras*	*16,190,243*	*21,113,760*	*16,726,693*	*26,212,259*	*13 032,702*	*37,19,768*	*37,78,081*	*20,38,638*	*35,87,015*	*16,28,352*
,, *Burma*	*13,618,249*	*13,849,401*	*5,410,699*	*6,275,089*	*3,830,141*	*43,29,287*	*26,01,116*	*13,43,628*	*8,56,031*	*4,55,430*
TOTAL	340,121,637	166,323,584	133,772,674	182,774,441	112,826,703	7,71,80,479	3,20,58,536	2,20,45,495	2,57,13,053	1,38,26,055
Printers (III. P)—	Yards	Yards	Yards	Yards	Yards					
United Kingdom (*including* Channel Islands)	65	6,035	61	94	..	38	2,132	54	100	..
Share of Bombay	*65*	*6,035*	..	..	..	*38*	*2,132*	..	..	..
,, *Madras*	..	..	*61*	*94*	..	..	..	*54*	*100*	..
TOTAL	65	6,035	61	94	..	38	2,132	54	100	..
Sheetings (III. P)—	Yards	Yards	Yards	Yards	Yards					
Aden and Dependencies	90,000	4,500	..	..	..	18,919	905	..	..	..
Hongkong	..	21,000	..	..	..	..	6,000	..	..	..
Other British Possessions	2,398	9,873	75	7,662	110	1,080	3,907	84	1,684	218
TOTAL BRITISH EMPIRE	92,398	35,373	75	7,662	110	19,999	10,812	84	1,684	218
China (*exclusive* of Hongkong and Macao)	1,219,200	172,500	510,000	247,500	..	2,42,010	24,915	72,003	33,629	..
Japan	13,038,739	3,741,800	3,188,500	4,783,840	2,197,073	31,03,439	7,03,524	5,03,197	7,59,076	3,27,689
Egypt	18,900	..	..	..	..	5,165	..	..	..	..
United States of America—										
Vid Atlantic Coast	311,278	142,500	..	13,520	37,500	97,588	28,333	..	2,013	5,357
Other Foreign Countries	1,920	759	6,200	68	..	1,376	492	1,102	10	..
TOTAL FOREIGN COUNTRIES	14,589,131	4,057,559	3,734,700	5,044,928	2,234,573	34,49,578	7,62,264	6,36,505	7,94,780	3,33,046
Share of Bengal	*1,672,057*	*154,389*	*26,000*	*388,100*	*214,300*	*4,23,023*	*48,846*	*6,998*	*53,658*	*1,08,981*
,, *Bombay*	*11,573,030*	*3,044,343*	*3,709,705*	*4,699,313*	*1,990,273*	*27,79,458*	*6,45,865*	*6,31,528*	*7,41,106*	*2,24,065*
,, *Sind*	*36,000*	..	..	..	..	*9,059*	..	..	..	..
,, *Madras*	..	..	*25*	*1,495*	*60*	..	..	*66*	*195*	*37*
,, *Burma*	*1,400,472*	*857,039*	*5,045*	*6,618*	*50*	*3,19,037*	*1,71,567*	*597*	*1,513*	*151*
TOTAL	14,681,529	4,096,932	3,734,775	5,052,590	2,234,683	34,69,577	7,73,076	6,36,989	7,96,472	3,33,294
T. Cloth and Domestics (III. P)—	Yards	Yards	Yards	Yards	Yards					
United Kingdom (*including* Channel Islands)	40,062	3,730	1,020	13,592	164	13 526	1,054	203	2,044	26
Japan	92,400	38 400	..	..	..	14,873	5 100	..	..	..
Other Foreign Countries	14 400	..	..	..	..	4,387	..	..	..	..
TOTAL FOREIGN COUNTRIES	106,800	38,400	..	..	..	19,260	5 100	..	..	..

No. 10—*continued*

ARTICLES AND COUNTRIES OF CONSIGNMENT; ALSO SHARE OF EACH PROVINCE	QUANTITY					VALUE				
	1929-30	1930-31	1931-32	1932-33	1933-34	1929-30	1930-31	1931-32	1932-33	1933-34
						R	R	R	R	R
Textiles—continued										
Cotton—continued										
Manufactures—continued										
Piecegoods—continued										
Grey (unbleached)—continued										
Plain grey—continued										
T. Cloth and Domestics (III. P)—*continued*	Yards	Yards	Yards	Yards	Yards					
Share of Bengal . .	*82,800*	*38,409*	..	*4,704*	..	*12,260*	*5,10*	..	*801*	..
,, *Bombay* . .	*11,070*	..	..	..	..	*3,000*	..	..	..	..
,, *Sind* . . .	*15,912*	*3,730*	1,020	*8,888*	*164*	*4,868*	*1,*	*203*	*2,836*	*26*
,, *Burma* . .	*37,080*	..	..	..	..	*12,653*	..	..	..	..
TOTAL .	146,862	42,130	1,020	13,592	164	32,786	6,184	203	3,044	26
Unspecified descriptions (III. P)—	Yards	Yards	Yards	Yards	Yards					
United Kingdom (*including* Channel Islands) . .	1,881,352	1,019,781	1,687,172	1,204,592	904,427	4,18,579	1,76,893	2,[illegible]8,435	1,49,041	1,08,458
Ceylon (*excluding* Maldives)	3,033	23,517	46,538	15,071	44,960	1,823	9,0[illegible]	11,844	5,215	9,578
Other British Possessions .	1,887	12,157	754	18,678	2,205	976	4,558	240	4,693	928
TOTAL BRITISH EMPIRE .	1,886,272	1,055,455	1,734,464	1,238,339	952,592	4,15,878	1,90,542	2,20,519	1,58,949	1,18,969
Japan	198,625	210,624	..	14,505	819	37,760	35,844	..	3,019	138
Other Foreign Countries .	16,372	12,838	4,812	281	77	10,134	4,071	1,128	255	22
TOTAL FOREIGN COUNTRIES .	214,997	223,462	4,812	14,786	896	47,894	39,915	1,128	3,274	160
Share of Bengal . . .	*563,727*	*261,323*	*33,018*	*36,342*	*16,465*	*1,32,978*	*56,658*	*6,364*	*6,814*	*4,873*
,, *Bombay* . .	*1,073,728*	*301,919*	*1,164,593*	*790,388*	*716,861*	*3,17,491*	*40,965*	*1,34,088*	*91,905*	*74,916*
,, *Sind* . . .	..	*561*	..	..	..	..	*653*	..	..	..
,, *Madras* . .	*445,499*	*700,397*	*547,575*	*3,96,647*	*196,439*	*1,03,563*	*1,59,036*	*79,656*	*57,961*	*39,578*
,, *Burma* . .	*18,315*	*14,744*	*4,096*	*29,748*	*24,325*	*9,740*	*8,353*	*1,443*	*6,855*	*7,360*
TOTAL .	2,101,269	1,278,917	1,749,276	1,253,125	953,488	4,68,772	2,30,457	2,21,647	1,62,232	1,16,119
Total Plain grey—	Yards	Yards	Yards	Yards	Yards					
United Kingdom (*including* Channel Islands) . .	76,046,176	25,439,410	28,907,764	22,064,914	27,083,880	1,69,70,540	49,61,[illegible]8 68	61,35,384	44,74,764	56,02,453
Aden and Dependencies .	94,500	4,500	5,700	..	..	20,054	906	840	..	..
Ceylon (*excluding* Maldives)	80,801	25,705	46,842	16,585	54,501	17,772	9,681	11,928	5,676	12,[illegible]32
Straits Settlements . .	67,449	56,852	1,760	16,701	6,270	17,480	13,977	807	4,772	1,845
Federated Malay States .	69,675	..	..	..	..	18,068	..	..	..	..
Hongkong . . .	56,160	69,940	43,415	22,130	..	15,760	17,937	11,210	4,720	..
Other British Possessions .	900	..	2,880	..	20	230	..	960	..	8
TOTAL BRITISH EMPIRE .	76,415,659	25,596,407	29,008,361	22,122,330	27,144,671	1,70,59,908	49,84,818	61,80,299	44,89,992	56,17,330
Italy (*including* Fiume) .	358,796	300,640	4,812	4,096	73	90,329	[illegible]1,302	1,116	[illegible]17	[illegible]7
China (*excluding* Hongkong and Macao) . . .	9,652,042	2,421,000	3,910,545	661,200	60	20,09,281	4,57,292	6,22,986	[illegible]92,629	8
Japan	336,112,662	164,977,580	122,567,143	184,486,947	112,531,144	7,68,08,818	3,17,33,748	2,21,32,958	2,21,26,412	1,39,[illegible]1,[illegible]1
Egypt	18,000	..	..	..	..	5,166	..	..	..	..
United States of America—										
Pld Atlantic Coast . .	916,003	534,696	482,845	259,066	258,300	3,27,061	1,52,725	1,39,818	60,094	84,[illegible]5
Other Foreign Countries .	21,347	7,265	6,240	9,025	8[illegible]068	11,879	3,433	1,169	1,397	3,[illegible]26
TOTAL FOREIGN COUNTRIES .	347,07[illegible],870	168,141,131	136,991,385	185,420,432	112,827,925	7,92,52,823	3,24,08,[illegible]73	2,28,97,887	2,82,81,[illegible]90	1,[illegible]87,227

No. 10—*continued*

ARTICLES AND COUNTRIES OF CONSIGNMENT; ALSO SHARE OF EACH PROVINCE	QUANTITY					VALUE				
	1929-30	1930-31	1931-32	1932-33	1933-34	1929-30	1930-31	1931-32	1932-33	1933-34
						R	R	R	R	R
Textiles—*continued*										
Cotton—*continued*										
***Manufactures*—continued**										
Piecegoods—*continued*										
Grey (unbleached)—*continued*										
***Total Plain grey*—concluded**	Yards	Yards	Yards	Yards	Yards					
Share of Bengal	*160,849,498*	*70,534,411*	*50,413,356*	*74,132,447*	*39,802,681*	*3,54,47,317*	*1,31,76,159*	*79,87,494*	*1,00,90,341*	*38,73,346*
,, *Bombay*	*171,678,290*	*61,234,309*	*64,391,539*	*80,512,464*	*64,195,048*	*3,80,68,889*	*1,19,42,693*	*1,01,49,834*	*1,11,29,093*	*78,66,861*
,, *Sind*	*35,964,598*	*15,287,096*	*15,059,594*	*19,497,165*	*17,823,759*	*89,17,081*	*30,51,313*	*26,85,400*	*30,33,750*	*23,50,002*
,, *Madras*	*84,332,752*	*31,703,907*	*27,617,682*	*36,858,572*	*21,092,292*	*90,56,489*	*63,81,600*	*48,64,374*	*56,47,867*	*30,30,543*
,, *Burma*	*20,669,391*	*14,977,824*	*8,517,577*	*6,342,114*	*3,858,516*	*48,22,450*	*28,41 906*	*13,71,054*	*8,70,201*	*4,63,617*
TOTAL	423,494,529	193,737,538	165,999,746	217,542,762	139,972,296	9,63,12,226	3,73,03,671	2,70,58,156	3,07,71,252	1,75,84,676
Bordered grey—										
Chadars (III. P)—	Yards	Yards	Yards	Yards	Yards					
United Kingdom (*including* Channel Islands)	925,459	274,760	5,457	45,238	74,352	2,53,528	56,767	847	7,816	14,346
Japan	..	18,000	..	..	..	..	8,812	..	..	..
Share of Bengal	*925,459*	*292,760*	*5,457*	*45,238*	*74,352*	*2,53,528*	*65,599*	*847*	*7,816*	*14,346*
Dhutis Saris, and Scarves (III. P)—	Yards	Yards	Yards	Yards	Yards					
United Kingdom (*including* Channel Islands)	448,400,958	117,534,294	30,764,145	78,963,494	60,986,561	10,03,62,117	2,31,12,456	54,17,040	1,31,12,590	98,65,740
Other British Possessions	1,080	3,000	..	84	1,180	550	1,250	..	39	291
TOTAL BRITISH EMPIRE	448,402,038	117,537,294	30,764,145	78,963,578	60,987,741	10,03,62,667	2,31,13,706	54,17,040	1,31,12,629	98,66,031
Japan	57,583,627	58,423,570	52,628,756	59,429,697	29,052,634	1,23,17,129	80,86,605	67,67,259	68,34,210	30,96,746
Other Foreign Countries	..	..	..	5,838	..	..	..	..	2,667	..
Total Foreign Countries	57,583,627	58,423,570	52,628,756	59,435,535	29,052,634	1,23,17,129	80,86,605	67,67,259	68,36,877	30,96,746
Share of Bengal	*461,137,181*	*158,218,496*	*79,293,920*	*124,050,743*	*79,113,494*	*10,23,30,122*	*2,86,69,543*	*1,14,73,488*	*1,76,35,925*	*1,11,33,629*
,, *Bombay*	*29,528,779*	*6,194,120*	*346,817*	*3,613,347*	*3,341,208*	*53,46,682*	*9,30,193*	*62,714*	*6,37,806*	*5,26,537*
,, *Sind*	*3,558,539*	*650,681*	*226,843*	*309,276*	*1,365,607*	*9,00,758*	*1,44,807*	*43,124*	*1,44,620*	*2,31,986*
,, *Madras*	*13,709,913*	*7,069,855*	*2,958,746*	*7,058,747*	*5,259,359*	*35,76,049*	*14,08,209*	*5,29,797*	*12,26,288*	*9,52,416*
,, *Burma*	*2,112,853*	*821,948*	*496,575*	*2,867,001*	*960,721*	*4,76,185*	*1,47,629*	*75,182*	*3,04,867*	*1,22,255*
TOTAL	501,076,265	170,960,804	83,302,981	138,399,113	90,040,875	11,26,79,796	3,12,00,311	1,21,84,209	1,99,40,506	1,29,62,783
Drills and Jeans (III. P)—	Yards	Yards	Yards	Yards	Yards					
United Kingdom (*including* Channel Islands)	..	1,200	..	..	..	..	1,354	..	..	..
Share of Bombay	..	*1,200*	..	..	..	..	*1,354*	..	..	..
Flannel and Flannelette (III. Q)	Yards	Yards	Yards	Yards	Yards					
	..	..	..	..	..	..	..	..	..	..
Jaconets, including Madapollams, Nivis and Cambrics (III. P)—	Yards	Yards	Yards	Yards	Yards					
United Kingdom (*including* Channel Islands)	28,400	46,122	..	..	46,322	3,069	13,796	..	..	10,687
Share of Bombay	*4,400*	*13,322*	..	..	*2,400*	*378*	*2,865*	..	..	*950*
,, *Madras*	*24,000*	*32,800*	..	..	*43,922*	*2,691*	*4,374*	..	..	*9,737*
,, *Burma*	..	*[illegible]*	..	..	..	..	*2,557*	..	..	..
TOTAL	28,400	46,122	..	..	46,322	3,069	13,796	..	..	10,687

No. 10—*continued*

ARTICLES, AND COUNTRIES OF CONSIGNMENT; ALSO SHARE OF EACH PROVINCE	QUANTITY					VALUE				
	1929-30	1930-31	1931-32	1932-33	1933-34	1929-30	1930-31	1931-32	1932-33	1933-34
Textiles—*continued*						R	R	R	R	R
Cotton—*continued*										
***Manufactures*—continued**										
Piecegoods—*continued*										
(Grey (unbleached)—*continued*										
Bordered Grey—*continued*										
Longcloth and Shirtings (III. P)—										
United Kingdom (*including* Channel Islands)	Yards 22,500	Yards ..	Yards ..	Yards ..	Yards ..	2,391	..	..	..	..
Share of Burma	*22,500*	..	..	..	..	*2,391*	..	..	..	..
Printers (III. P)	Yards ..	Yards ..	Yards ..	Yards ..	Yards ..	..	..	..	..	..
Sheetings (III. P)	Yards ..	Yards ..	Yards ..	Yards ..	Yards ..	..	..	..	..	..
T. Cloth and Domestics (III. P)	Yards ..	Yards ..	Yards ..	Yards ..	Yards ..	..	..	..	..	..
Unspecified descriptions (III. P)—	Yards	Yards	Yards	Yards	Yards					
TOTAL BRITISH EMPIRE	1,548	920	1,058	..	9,800	2,063	1,129	717	..	1,458
TOTAL FOREIGN COUNTRIES	..	..	40	32,700	42,106	..	..	6	4,233	3,961
Share of Bengal	..	..	..	..	*49,506*	..	..	..	..	*3,009*
,, *Bombay*	*1,548*	*920*	..	*32,700*	..	*2,063*	*1,124*	..	*4,233*	..
,, *Madras*	..	..	..	..	*2,400*	..	..	..	..	*410*
,, *Burma*	..	*20*	*1,998*	..	..	..	*5*	*743*	..	..
TOTAL	1,548	920	1,998	32,700	51,906	2,063	1,129	743	4,233	5,419
***Total Bordered grey*—**										
United Kingdom (*including* Channel Islands)	Yards 444,468,665	Yards 117,857,296	Yards 30,771,560	Yards 79,009,782	Yards 61,117,015	10,06,28,168	2,31,85,917	54,18,024	1,71,80,406	95,00,217
Other British Possessions	1,680	3,020	..	84	1,180	550	1,255	..	39	311
TOTAL BRITISH EMPIRE	444,470,545	117,860,316	30,771,560	79,009,816	61,118,215	10,06,28,718	2,31,86,772	54,18,024	1,71,80,445	95,00,528
Japan	57,583,627	53,441,570	52,628,756	59,462,397	29,096,740	1,23,17,129	80,95,417	67,67,245	68,39,443	31,00,707
Other Foreign Countries	..	..	40	5,838	..	..	..	6	3,667	..
TOTAL FOREIGN COUNTRIES	57,583,627	53,441,570	52,628,795	59,468,235	29,096,740	1,23,17,129	80,95,417	67,67,245	68,43,110	31,00,707
Share of Bengal	*462,062,640*	*158,511,678*	*79,299,377*	*124,181,680*	*79,239,752*	*10,26,33,630*	*3,46,36,162*	*1,14,74,389*	*1,76,47,974*	*1,11,49,944*
,, *Bombay*	*20,534,727*	*4,709,552*	*385,817*	*3,613,347*	*3,341,203*	*53,49,623*	*9,35,406*	*61,716*	*6,17,406*	*1,76,527*
,, *Sind*	*3,595,539*	*650,651*	*226,948*	*809,276*	*1,365,607*	*9,00,718*	*1,44,401*	*61,126*	*1,44,620*	*2,31,916*
,, *Madras*	*13,731,913*	*7,090,045*	*2,958,746*	*2,958,747*	*5,305,661*	*35,91,240*	*16,16,513*	*5,29,797*	*12,26,248*	*9,42,531*
,, *Burma*	*2,134,353*	*539,962*	*498,373*	*2,387,001*	*960,777*	*4,78,476*	*1,19,191*	*75,926*	*3,06,867*	*1,42,456*
TOTAL	502,054,172	171,301,886	83,468,356	136,477,051	90,212,955	11,29,45,847	3,12,82,189	1,21,95,889	1,92,81,554	1,49,93,234
***Total Grey (unbleached) Plain and Bordered*—**	Yards	Yards	Yards	Yards	Yards					
United Kingdom (*including* Channel Islands)	520,515,039	143,296,706	59,679,324	111,073,646	84,300,215	11,75,91,706	2,81,28,385	95,53,978	1,78,95,140	1,36,91,649
Aden and Dependencies	94,500	4,500	5,700	..	..	20,064	906	940	..	..
Ceylon (*excluding* Maldives)	80,501	28,706	68,842	16,957	5,641	17,772	10,481	11,928	5,700	12,526
Straits Settlements	67,449	56,872	1,760	18,718	6,270	17,469	13,582	507	6,117	1,745

No. 10—*continued*

ARTICLES, AND COUNTRIES OF CONSIGNMENT, ALSO SHARE OF EACH PROVINCE	QUANTITY					VALUE				
	1929-30	1930-31	1931-32	1932-33	1933-34	1929-30	1930-31	1931-32	1932-33	1933-34
						R	R	R	R	R
Textiles—*continued*										
Cotton—*continued*										
Manufactures—continued										
Piecegoods—*continued*										
Grey (unbleached)—*concld.*										
Total Grey (unbleached) Plain and Bordered —*concld.*	Yards	Yards	Yards	Yards	Yards					
Federated Malay States .	59,675	..	..	..	..	18,058	..	..	..	..
Hongkong . . .	56,160	69,940	43,415	22,130	..	15,760	17,937	11,310	4,720	..
Other British Possessions .	2,580	..	2,880	..	20	780	..	860	..	8
TOTAL BRITISH EMPIRE .	520,886,204	143,456,723	59,770,921	111,181,146	88,262,886	11,76,88,621	2,81,71,690	95,78,923	1,76,10,307	1,35,09,867
Italy (*including Fiume*) .	358,796	200,640	4,812	4,095	73	90,329	61,892	1,116	857	20
China (*exclusive* of Hongkong and Macáu) . . .	9,652,042	2,421,000	3,910,545	661,300	40	20,09,281	4,57,392	6,22,996	92,629	5
Japan	393,696,289	218,319,100	185,215,899	243,949,344	141,625,884	8,91,25,947	3,98,29,165	2,89,00,217	3,29,64,856	1,70,09,788
Egypt	18,000	..	..	..	..	5,165	..	..	..	..
United States of America—										
Mid Atlantic Coast . ..	916,008	584,696	482,645	259,065	258,300	3,27,051	1,52,788	1,39,618	60,094	54,305
Other Foreign Countries .	21,867	7,265	6,280	14,863	38,068	11,679	3,433	1,175	4,064	3,926
TOTAL FOREIGN COUNTRIES	404,662,497	221,582,701	189,620,181	244,888,667	141,922,365	9,15,69,452	4,05,04,170	2,96,65,122	3,31,22,500	1,70,68,044
Share of Bengal . .	*622,912,138*	*329,046,087*	*129,712,731*	*198,461,127*	*112,042,435*	*13,80,80,967*	*4,18,11,301*	*1,94,61,823*	*2,77,38,315*	*1,50,23,290*
„ *Bombay* . .	*193,813,017*	*65,443,852*	*64,778,350*	*84,195,811*	*67,736,256*	*4,34,18,519*	*1,28,78,159*	*1,02,12,548*	*1,17,66,899*	*83,93,396*
„ *Sind* . . .	*39,553,137*	*15,937,747*	*15,286,437*	*20,306,441*	*19,189,166*	*98,17,839*	*31,96,120*	*27,28,524*	*31,78,370*	*25,81,958*
„ *Madras* . . .	*68,066,665*	*38,793,952*	*39,606,428*	*43,917,319*	*26,397 953*	*1,96,39,729*	*77,93,183*	*53,94,171*	*68,74,155*	*30,93,396*
„ *Burma* . .	*22,803,744*	*15,817,786*	*9,016,150*	*9,209,115*	*4,819,243*	*53,01,026*	*29,93,097*	*14,46,979*	*11,75,068*	*5,85,872*
TOTAL .	925,548,701	365,039,424	249,400,102	356,019,813	230,185,251	20,92,58,073	6,86,75,860	3,92,44,045	5,07,32,807	3,05,77,911
White (bleached)—										
Chadars (III. P)—	Yards	Yards	Yards	Yards	Yards					
United Kingdom (*including* Channel Islands) . .	52,251	34,656	..	17,200	3,645	12,096	14,684	..	5,909	774
Share of Bengal . .	*48,291*	*34,656*	..	*17,200*	*3,645*	*10,830*	*14,684*	..	*5,909*	*774*
„ *Bombay* . .	*3,960*	..	..	..	..	*1,266*	..	..	..	..
TOTAL .	52,251	34,656	..	17,200	3,645	12,096	14,684	..	5,909	774
Checks, Spots and Stripes (III. P)—	Yards	Yards	Yards	Yards	Yards					
United Kingdom (*including* Channel Islands) . .	7,927,453	2,934,469	3,535,945	7,744,610	4,351,946	22,35,746	7,94,461	8,01,353	17,91,274	11,91,231
Other British Possessions .	6,509	306	915	48	5,460	1,244	155	220	30	1,193
TOTAL BRITISH EMPIRE	7,933,962	2,934,775	3,536,860	7,744,658	4,357,406	22,36,990	7,94,616	8,01,573	17,91,304	11,92,424
Switzerland . . .	2,452,410	696,987	214,383	65,333	10,051	6,10,767	1,22,663	40,429	20,993	1,241
Italy (*including* Fiume) .	329,861	7,200	..	4,196	..	79,044	1,799	..	1,920	..
Austria	1,210,284	44,115	1,769	8,440	..	3,12,262	8,331	893	3,408	..
Japan . . .	8,750	6,300	5,000	49,143	5,411	1,200	2,000	887	6,658	910
United States of America—										
Mid Atlantic Coast .	85,304	85,793	320	..	..	26,483	12,739	298	..	..
Other Foreign Countries .	21,826	45	58	86	18,552	5,939	25	79	19	3,221
TOTAL FOREIGN COUNTRIES	4,103,955	810,440	251,536	127,198	34,014	10,35,696	1,47,571	42,586	41,998	5,475

No. 10—*continued*

ARTICLES, AND COUNTRIES OF CONSIGNMENT; ALSO SHARE OF EACH PROVINCE	QUANTITY					VALUE				
	1929-30	1930-31	1931-32	1932-33	1933-34	1929-30	1930-31	1931-32	1932-33	1933-34
						R	R	R	R	R
Textiles—*continued*										
Cotton—*continued*										
Manufactures—continued.										
Piecegoods—*continued*										
White (bleached)—*continued*										
Checks, Spots and Stripes (III. P)—*continued*	Yards	Yards	Yards	Yards	Yards					
Share of Bengal . .	*922,233*	*320,374*	*218,599*	*348,833*	*313,299*	*2,84,896*	*93,600*	*70,456*	*1,08,437*	*1,[illegible]*
,, *Bombay* . .	*946,693*	*248,959*	*307,188*	*1,064,793*	*1,066,583*	*3,48,810*	*72,304*	*90,931*	*3,30,695*	*3,04,774*
,, *Sind* . . .	*9,182,975*	*2,663,061*	*3,071,639*	*5,266,650*	*2,340,096*	*23,62,014*	*6,37,694*	*8,29,745*	*11,64,738*	*6,10,062*
,, *Madras* . .	*138,229*	*176,978*	*113,356*	*703,756*	*182,654*	*39,123*	*53,087*	*28,625*	*1 72,746*	*44,110*
,, *Burma* . .	*847,787*	*330,843*	*83,418*	*487,329*	*458,788*	*2,18,142*	*77,302*	*20,373*	*92,846*	*1,03,416*
TOTAL .	12,037,917	3,746,215	3,788,395	7,871,856	4,301,120	32,72,085	9,42,187	8,44,159	18 33,302	11,97,959
Dhutis, Saris and Scarves (III. P)—	Yards	Yards	Yards	Yards	Yards					
United Kingdom (*including* Channel Islands) . .	45,468,275	15,401,566	1,880,237	3,559,772	6,437,909	1,31,50,505	36,14,416	4,38,114	6,54,751	14,[illegible],701
Other British Possessions .	1,623	272	135	3,054	3,299	594	89	55	935	1,224
TOTAL BRITISH EMPIRE .	45,469,898	15,401,838	1,880,372	3,562,826	6,441,208	1,31,60,099	36,14,505	4,38,169	6,55,686	14,60,924
TOTAL FOREIGN COUNTRIES	9,643	2,250	1,400	4,011	13,576	4,265	363	209	894	3,537
Share of Bengal . .	*22,516,617*	*8,037,513*	*612,923*	*2,065,953*	*1,303,943*	*60,58,771*	*13,46,939*	*75,657*	*3,48,970*	*2,38,[illegible]*
,, *Bombay* . .	*13,588,873*	*2,662,132*	*138,838*	*279,530*	*2,6.9,261*	*47,83,536*	*7,90,093*	*85,609*	*69,515*	*6,72,314*
,, *Sind* . . .	*382,118*	*89,615*	*37,638*	*106,297*	*229,111*	*1,28,229*	*33,787*	*3,358*	*23,433*	*41,310*
,, *Madras* . .	*8,749,676*	*4,428,907*	*1,292,373*	*1,097,733*	*2,256,637*	*31,20,939*	*12,14,900*	*3,26,354*	*2,07,966*	*4,92,246*
,, *Burma* . .	*244,257*	*185,921*	..	*17,324*	*35,832*	*72,899*	*29,324*	..	*6,646*	*9,906*
TOTAL .	45,479,541	15,404,088	1,881,772	3,566,837	6,454,784	1,31,64,564	34,14,873	4,38,[illegible]78	6,56,5[illegible]0	14,64,401
Drills and Jeans (III. P)—	Yards	Yards	Yards	Yards	Yards					
United Kingdom (*including* Channel Islands) . .	4,449,851	1,638,636	2,009,352	2,664,341	4,[illegible]36,240	25,29,532	8,66,009	8,09,089	10,7[illegible],39[illegible]	14,55,261
Other British Possessions .	932	190	26,415	20,868	220	606	121	4,403	4,318	57
TOTAL BRITISH EMPIRE .	4,450,783	1,638,826	2,035,767	2,685,209	4,[illegible]36,460	25,30,138	8,66,130	8,13,532	10,[illegible]3,71[illegible]	14,5[illegible],318
Italy (*including* Fiume) .	43,033	..	11	..	..	17,678	..	18	..	.
Japan . .	2,109,680	2,156,484	2,110,703	1,723,205	1,009,650	4,98,737	3,67,317	3,[illegible]0,247	1,28,431	1,07,989
Other Foreign Countries .	13,734	80	600	8,994	234	6,674	40	140	4,[illegible]46	160
TOTAL FOREIGN COUNTRIES	2,166,447	2,156,564	2,111,314	1,732,199	1,009,884	5,23,089	3,67,357	3,00,405	2,02,[illegible]1[illegible]	1,08,149
Share of Bengal . .	*2,297,094*	*1,615,459*	*1,041,792*	*1,148,786*	*1,076,951*	*3,31,974*	*2,78,679*	*2,15,499*	*2,01,0[illegible]*	*1,30,696*
,, *Bombay* . .	*3,363,235*	*1,146,246*	*1,039,842*	*1,779,146*	*2,503,304*	*12,57,925*	*6,09,016*	*6,91,583*	*7,71,[illegible]01*	*19,[illegible],601*
,, *Sind* . . .	*127,116*	*45,931*	*23,527*	*116,040*	*84,813*	*74,126*	*25,949*	*11,923*	*66,[illegible]57*	*31,[illegible]3*
,, *Madras* . .	*94,462*	*371,875*	*1,600,739*	*647,599*	*1,26[illegible],[illegible]13*	*30,677*	*67,103*	*2,75,220*	*1,66,[illegible]0[illegible]*	*2,44,918*
,, *Burma* . .	*735,325*	*612,799*	*641,131*	*725,827*	*620,697*	*2,58,616*	*1,52,936*	*1,19,712*	*1,[illegible]0,[illegible]1[illegible]*	*94,[illegible]59*
TOTAL .	6,617,230	3,796,390	4,147,081	4,417,508	5,[illegible]46,[illegible]14	20,53,217	12,33,687	11,13,937	12,[illegible]6,[illegible]32	18[illegible],[illegible]7

No. 10—*continued*

ARTICLES, AND COUNTRIES OF CONSIGNMENT; ALSO SHARE OF EACH PROVINCE	QUANTITY					VALUE				
	1929-30	1930-31	1931-32	1932-33	1933-34	1929-30	1930-31	1931-32	1932-33	1933-34
						R	R	R	R	R
Textiles—*continued*										
Cotton—*continued*										
Manufactures—continued										
Piecegoods—*continued*										
White (bleached)—*continued*										
Flannel and Flannelette (III. P)—	Yards	Yards	Yards	Yards	Yards					
United Kingdom (*including* Channel Islands)	2,388	1,502	2,426	3,194	1,699	8,366	2,638	3,622	2,912	2,614
Japan	39,480	45,825	90,240	64,653	2,520	8,608	8,502	16,510	7,701	302
Other Foreign Countries	..	208	204	2,995	1,087	..	983	513	2,838	953
TOTAL FOREIGN COUNTRIES	39,480	46,033	90,444	67,648	3,607	8,608	9,485	17,023	10,539	1,255
Share of Bengal	*18,800*	*9,400*	*10,882*	*18,800*	*100*	*3,360*	*1,760*	*2,223*	*2,194*	*308*
,, *Bombay*	*22,641*	*19,830*	*24,539*	*45,028*	*2,492*	*5,036*	*5,848*	*5,713*	*9,097*	*2,906*
,, *Sind*	*305*	*427*	*652*	*2,189*	*3,014*	*387*	*870*	*1,778*	*1,677*	*668*
,, *Madras*	*122*	*253*	*9,867*	*131*	..	*166*	*330*	*2,249*	*40*	..
,, *Burma*	..	*17,625*	*47,000*	*4,700*	..	..	*3,315*	*3,677*	*443*	..
TOTAL	41,868	47,535	92,970	70,842	5,606	11,969	12,128	20,645	13,451	3,869
Jaconets, Madapollams, Cambrics, and Muslins (III. P)—	Yards	Yards	Yards	Yards	Yards					
United Kingdom (*including* Channel Islands)	7,668,488	2,782,424	3,227,108	8,965,593	14,105,021	28,51,531	8,87,672	8,81,765	25,82,495	38,92,422
Straits Settlements	90,192	58,587	47,936	12,896	11,216	30,559	19,210	13,345	3,896	2,733
Other British Possessions	24	..	160	218	..	8	..	35	61	..
TOTAL BRITISH EMPIRE	7,758,704	2,841,011	3,275,204	8,978,707	14,116,237	28,82,098	9,06,882	8,95,145	25,86,452	38,95,155
Germany	30,678	6,402	6,347	27,337	3,950	18,033	4,714	4,835	15,089	3,167
Netherlands	422,271	277,053	107,739	153,820	19,123	1,52,878	86,798	23,912	27,385	3,584
Belgium	..	1,000	..	35,485	..	..	517	..	14,455	..
France	33,824	34,758	977,426	200,466	26,042	51,419	18,626	85,708	79,273	11,203
Switzerland	3,972,243	4,119,128	4,500,392	5,116,687	217,471	20,81,447	15,79,922	14,14,060	20,33,384	1,04,484
Italy (*including* Fiume)	598,566	319,904	1,011,441	427,783	42,732	2,29,087	1,25,735	2,27,582	1,64,209	15,712
Austria	1,668,728	1,139,069	557,510	970,328	143,015	6,09,058	3,89,215	1,78,376	5,31,468	87,290
Japan	406,310	640,453	800,557	1,903,032	2,003,470	98,967	1,15,774	1,72,033	3,43,326	3,12,583
United States of America—Vid Atlantic Coast	1,494,209	1,201,401	586,373	151,279	10	5,48,635	3,62,756	1,60,884	40,652	4
Other Foreign Countries	7,896	48	683	5,289	3	1,710	25	341	2,462	2
TOTAL FOREIGN COUNTRIES	8,634,725	7,739,211	7,9 0,468	8,991,507	2,455,836	37,91,634	26,84,082	22,68,631	32,51,703	5,37,979
Share of Bengal	*3,510,216*	*1,140,335*	*961,959*	*1,790,715*	*2,'08,099*	*12,82,655*	*3,12,127*	*2,38,758*	*4,07,033*	*4,05,734*
,, *Bombay*	*3,071,656*	*1,583,235*	*4,098,116*	*6,897,816*	*4,694,850*	*13,54,402*	*5,37,008*	*11,91,246*	*20,26,691*	*11,93,281*
,, *Sind*	*3,901,158*	*3,750,160*	*3,862,168*	*5,136,744*	*3,333,905*	*12,92,364*	*10,32,458*	*8,79,874*	*14,17,472*	*8,03,949*
,, *Madras*	*1,395,507*	*646,817*	*513,117*	*756,772*	*335,001*	*4,94,100*	*2,07,399*	*99,312*	*1,89,609*	*92,440*
Burma	*4,364,868*	*3,459,655*	*2,990,315*	*4,756,167*	*6,197,818*	*22,50,311*	*15,01,981*	*7,54,588*	*17,47,359*	*19,42,736*
TOTAL	16,443,429	10,580,222	11,325,672	17,970,214	16,572,673	66,73,732	35,90,964	31,63,776	57,88,155	44,33,184
Lawns (III. P)—	Yards	Yards	Yards	Yards	Yards					
United Kingdom (*including* Channel Islands)	10,850,246	5,396,095	7,218,842	12,853,754	5,092,304	49,42,517	21,03,352	22,08,047	37,08,680	14,43,776
Other British Possessions	..	237	940	..	..	..	237	294	..	..
TOTAL BRITISH EMPIRE	10,850,246	5,396,332	7,219,782	12,853,754	5,092,304	49,42,517	21,03,589	22,08,341	37,08,680	14,43,776
France	5,875	5,975	19,646	1,340	..	2,357	2,647	6,409	432	..
Switzerland	258,124	63,158	75,879	189,971	4,292	1,65,959	29,503	30,019	80,897	1,420
Italy (*including* Fiume)	90,999	57,396	128,841	98,246	27,867	52,962	21,224	49,505	41,012	10,833

No. 10—*continued*

ARTICLES, AND COUNTRIES OF CONSIGNMENT; ALSO SHARE OF EACH PROVINCE	Quantity					Value				
	1929-30	1930-31	1931-32	1932-33	1933-34	1929-30	1930-31	1931-32	1932-33	1933-34
						R	R	R	R	R
Textiles—*continued*										
Cotton—*continued*										
Manufactures—continued										
Piecegoods—*continued*										
White (bleached)—*continued*										
Lawns (III. P)—*contd.*	Yards	Yards	Yards	Yards	Yards					
Austria	67,093	8,082	15,105	60,595	7,045	46,683	6,478	6,794	23,698	4,613
Japan	12,000	23,000	5,900	150,000	123,790	3,716	5,541	1,168	21,122	19,347
Other Foreign Countries	483	2,847	4,023	5,681	..	469	1,873	2,047	3,717	..
TOTAL FOREIGN COUNTRIES	443,574	160,458	249,984	805,873	163,014	2,70,146	67,266	95,942	1,81,908	36,223
Share of Bengal	*509,351*	*245,581*	*117,049*	*218,167*	*164,905*	*1,75,973*	*69,491*	*37,394*	*49,738*	*35,661*
,, *Bombay*	*466,440*	*330,640*	*405,253*	*635,236*	*307,382*	*1,80,283*	*1,00,444*	*1,21,63:*	*2,21,344*	*68,283*
,, *Sind*	*268,506*	*15,447*	*10,302*	*35,760*	*10,486*	*1,74,084*	*6,331*	*1,398*	*7,243*	*2,306*
,, *Madras*	*93,975*	*10,134*	*12,549*	*38,977*	*247*	*15,080*	*3,491*	*3,004*	*14,353*	*193*
,, *Burma*	*9,963,648*	*4,956,988*	*6,925,613*	*13,386,487*	*4,772,295*	*46,67,224*	*19,91,098*	*21,80,350*	*33,97,760*	*13,73,621*
TOTAL	11,298,820	5,556,790	7,469,766	13,359,627	5,255,318	52,12,663	21,70,855	23,04,283	38,90,588	14,80,000
Longcloth and Shirtings (III. P)—	Yards	Yards	Yards	Yards	Yards					
United Kingdom (*including* Channel Islands)	37,570,138	49,936,437	37,772,034	40,254,206	30,866,113	2,68,44,114	1,39,80,768	94,24,481	96,27,443	70,70,520
Straits Settlements	8,105	14,815	23,314	17,172	59,196	3,980	6,016	7,032	4,522	7,846
Hongkong	24,141	11,185	7,373	6,818	1,376	10,612	4,201	2,620	2,836	891
Other British Possessions	8,594	5,382	1,259	1,551	9,701	2,381	1,510	345	378	1,781
TOTAL BRITISH EMPIRE	37,610,978	49,967,819	37,803,980	40,279,747	30,936,384	2,68,61,087	1,39,92,515	94,34,478	96,35,179	70,80,947
Netherlands	6,843,199	3,890,727	3,363,731	2,014,593	1,434,369	26,71,703	13,39,857	10,07,028	6,14,114	3,95,706
Belgium	20,217	378	9,580	..	..	5,585	348	3,459	..	..
Switzerland	18,458	9,388	..	1,512	..	11,597	6,051	..	554	..
Italy (*including* Fiume)	287,224	376,821	45,791	3,580	116	91,295	92,045	10,684	1,658	69
Persia	..	..	..	49,431	..	..	..	..	5,465	..
Japan	9,264,378	17,609,485	38,621,865	67,352,288	48,480,216	23,01,361	35,08,744	65,32,006	1,00,60,083	60,19,588
Other Foreign Countries	36,268	12,166	1,446	5,735	24,290	14,156	5,499	620	2,849	2,338
TOTAL FOREIGN COUNTRIES	16,469,744	21,988,965	42,042,213	69,427,139	44,908,991	50,95,697	49,47,544	75,53,797	1,06,84,718	64,18,083
Share of Bengal	*12,950,216*	*7,560,045*	*3,926,468*	*12,664,994*	*5,940,032*	*37,86,066*	*18,04,337*	*27,86,782*	*20,24,907*	*9,13,648*
,, *Bombay*	*24,255,738*	*13,205,777*	*16,497,561*	*28,080,421*	*24,804,488*	*76,26,225*	*37,30,239*	*53,43,506*	*56,65,388*	*61,31,611*
,, *Sind*	*48,478,443*	*33,136,331*	*23,237,048*	*42,919,992*	*30,200,815*	*1,49,61,251*	*91,21,462*	*76,78,171*	*91,67,648*	*69,66,800*
,, *Madras*	*851,961*	*955,210*	*1,176,795*	*1,139,483*	*618,997*	*2,35,432*	*2,73,413*	*2,63,254*	*2,75,554*	*1,47,838*
,, *Burma*	*17,544,364*	*17,049,421*	*23,023,324*	*33,901,996*	*14,382,143*	*52,97,710*	*40,10,548*	*34,64,493*	*34,06,271*	*32,29,616*
TOTAL	104,060,723	71,956,784	79,846,193	109,706,886	75,845,375	3,19,56,784	1,89,40,059	1,69,88,279	2,03,19,897	1,34,99,210
Nuts (III. P)—	Yards	Yards	Yards	Yards	Yards					
United Kingdom (*including* Channel Islands)	202,908,840	123,968,498	129,714,079	187,187,024	104,410,602	5,09,87,771	2,42,50,825	2,33,09,449	2,94,03,250	1,72,96,517
Straits Settlements	320	1,265	1,774	29,341	16,827	162	802	167	7,662	4,904
Other British Possessions	298	448	2,582	9,951	7,041	153	176	806	1,987	1,884
TOTAL BRITISH EMPIRE	202,909,458	123,970,211	129,718,435	187,196,316	104,434,468	5,09,88,086	2,42,51,803	2,33,10,924	2,94,12,924	1,72,91,957
Netherlands	129,100	20,340	..	..	..	56,186	6,125	..	..	..

No. 10—*continued*

ARTICLES, AND COUNTRIES OF CONSIGNMENT; ALSO SHARE OF EACH PROVINCE	QUANTITY					VALUE				
	1929-30	1930-31	1931-32	1932-33	1933-34	1929-30	1930-31	1931-32	1932-33	1933-34
						R	R	R	R	R
Textiles—continued										
Cotton—continued										
Manufactures—continued										
Piecegoods—continued										
White (bleached)—*continued*										
Mulls (III P)—*contd.*	Yards	Yards	Yards	Yards	Yards					
Japan	185,430	759,521	4,169,875	24,077,826	16,841,309	23,407	1,08,809	5,47,473	30,21,928	20,25,689
Other Foreign Countries	25,312	10,988	9,500	1,622	359	7,035	2,626	2,870	808	65
TOTAL FOREIGN COUNTRIES	339,842	790,849	4,178,375	24,079,448	16,841,668	96,528	1,17,560	5,50,343	30,22,736	20,25,754
Share of Bengal	*33,094,121*	*12,609,081*	*14,778,757*	*21,065,710*	*12,735,845*	*82,59,904*	*24,20,753*	*24,82,577*	*33,05,711*	*21,99,884*
,, *Bombay*	*38,749,499*	*15,554,597*	*13,047,702*	*27,140,501*	*20,520,026*	*1,02,59,982*	*31,45,572*	*22,98,565*	*42,74,360*	*32,78,299*
,, *Sind*	*100,191,636*	*77,185,734*	*95,194,301*	*132,948,321*	*63,930,986*	*2,13,36,293*	*1,33,43,308*	*1,42,45,420*	*1,85,21,891*	*88,54,665*
,, *Madras*	*25,210,569*	*16,631,943*	*17,800,825*	*25,599,591*	*20,720,045*	*95,62,143*	*48,07,234*	*42,95,200*	*56,07,224*	*44,00,065*
,, *Burma*	*6,003,575*	*2,779,705*	*2,775,225*	*4,521,641*	*3,369,231*	*16,66,292*	*6,52,496*	*5,39,505*	*7,25,578*	*5,94,707*
TOTAL	203,249,300	124,761,060	143,896,810	211,275,764	121,276,133	5,10,84,614	2,48,69,363	2,38,61,207	3,24,34,764	1,93,27,411
Nainsooks (III. P)—										
United Kingdom (*including Channel Islands*)	Yards 49,991,206	Yards 19,418,204	Yards 7,324,737	Yards 7,100,012	Yards 6,357,471	1,00,05,113	34,02,318	11,11,602	10,49,010	8,94,499
Other British Possessions	6,090	202	..	4,000	24	2,490	66	..	333	7
TOTAL BRITISH EMPIRE	49,997,296	19,418,406	7,324,737	7,104,012	6,357,495	1,00,07,612	34,02,384	11,11,602	10,49,343	8,94,506
Netherlands	38,556	..	..	..	..	11,870	..	..	..	..
Switzerland	1,454,825	499,005	1,052,070	1,046,044	373,484	4,32,695	1,27,271	1,94,709	2,88,655	1,30,429
Italy (*including Fiume*)	276,648	..	..	28,020	..	57,821	..	..	8,853	..
Austria	29,118	..	..	5,280	..	6,432	..	..	2,529	..
Japan	1,264,057	5,996,124	18,159,684	22,694,505	10,781 620	2,36,281	8,38,684	16,27,674	22,64,009	9,65,052
Other Foreign Countries	18,156	7,510	70	1,050	..	3,490	3,647	35	402	..
TOTAL FOREIGN COUNTRIES	3,081,360	6,502,639	14,211,830	23,776,699	11,155,104	7,48,589	9,69,602	18 22,418	25,64,448	10,95,481
Share of Bengal	*31,409,939*	*14,973,790*	*13,324,539*	*16,767,983*	*10,530,637*	*64,13,936*	*26,05,576*	*18,46,410*	*18,47,072*	*11,88,010*
,, *Bombay*	*12,265,623*	*6,033,174*	*4,087,167*	*7,216,859*	*3,909,201*	*26,29,996*	*8,94,329*	*5,56,186*	*8,65,583*	*4,49,710*
,, *Sind*	*5,859,030*	*3,220,956*	*2,784,921*	*5,220,665*	*3,127,711*	*10,78,994*	*5,23,879*	*3,24,890*	*6,27,767*	*2,15,810*
,, *Madras*	*2,493,745*	*1,690,542*	*1,139,234*	*1,539,449*	*917,792*	*6,23,766*	*3,42,781*	*2,06,262*	*2,68,711*	*1,31,448*
,, *Burma*	*48,339*	*533*	*405*	*135,755*	*27,858*	*10,509*	*421*	*272*	*11,258*	*5,009*
TOTAL	53,078,036	25,921,045	21,536,567	30,880,711	17,512,599	1,07,56,201	43,71,986	29,34,020	36,14,391	19,82,987
Sheetings (III. P)—										
United Kingdom (*including Channel Islands*)	Yards 100,121	Yards 61,233	Yards 52,537	Yards 30,157	Yards 76,760	93,605	50,297	45,220	25,651	48,233
Other British Possessions	138	8,440	159	..	129	80	2,802	41	..	34
TOTAL BRITISH EMPIRE	100,259	69,673	52,696	30,157	76,889	93,685	53,099	45,261	25,651	48,267
Netherlands	11,498	14,868	14,648	..	..	9,016	7,540	7,277	..	..
Italy (*including Fiume*)	93,471	..	..	..	..	30,249	..	..	..	..
Japan	..	..	24	..	52,180	..	..	16	..	7,417
Other Foreign Countries	1,382	102	239	75	432	1,489	72	541	40	106
TOTAL FOREIGN COUNTRIES	106,351	14,970	14,911	75	52,612	40,754	7,612	7,834	40	7,523

No. 10—*continued*

ARTICLES, AND COUNTRIES OF CONSIGNMENT; ALSO SHARE OF EACH PROVINCE	QUANTITY					VALUE				
	1929-30	1930-31	1931-32	1932-33	1933-34	1929-30	1930-31	1931-32	1932-33	1933-34
						R	R	R	R	R
Textiles—*continued*										
Cotton—*continued*										
Manufactures—contd.										
Piecegoods—*continued*										
White (bleached)—*continued*										
Sheetings (III. P)—*continued*	Yards	Yards	Yards	Yards	Yards					
Share of Bengal	*134,127*	*18,290*	*23,232*	*16,099*	*83,631*	*67,717*	*19,500*	*19,176*	*13,483*	*31,[illegible]*
,, *Bombay*	*57,548*	*22,702*	*25,457*	*10,298*	*6,502*	*51,552*	*16,666*	*14,749*	*9,493*	*6,162*
,, *Sind*	*5,167*	*1,642*	*2,779*	*807*	*1,401*	*5,900*	*1,607*	*1,739*	*706*	*1,199*
,, *Madras*	*3,000*	*16,765*	*632*	*514*	*14,537*	*2,911*	*4,776*	*332*	*466*	*4,[illegible]*
,, *Burma*	*6,768*	*25,944*	*16,537*	*2,514*	*24,430*	*6,359*	*18,162*	*13,699*	*1,633*	*[illegible]*
TOTAL	206,610	84,643	67,637	30,232	129,501	1,34,439	60,711	53,006	25,601	55,790
T Cloth and Domestics (III. P)—	Yards	Yards	Yards	Yards	Yards					
TOTAL BRITISH EMPIRE	5,913	45	920	2,990	10,813	3,641	23	398	1,87.	[illegible]
TOTAL FOREIGN COUNTRIES	4,400	6,485	173	..	..	3,108	760	354	..	..
Share of Bombay	*10,051*	*6,485*	*511*	*2,970*	*10,781*	*6,[illegible]*	*760*	*676*	*1,876*	*2,010*
,, *Madras*	..	*45*	*582*	*20*	*32*	..	*23*	*376*	*3*	*38*
,, *Burma*	*232*	..	..	..	..	*181*	..	..	..	..
TOTAL	10,313	6,530	1,093	2,990	10,813	6,749	783	753	1,871	2,048
Twills (III. P)—	Yards	Yards	Yards	Yards	Yards					
United Kingdom (*including* Channel Islands)	16,361,280	7,163,120	2,877,591	9,168,313	6,196,271	58,60,799	21,86,238	8,06,208	24,13,784	15,42,668
Other British Possessions	320	204	8	12,654	1,780	136	87	8	4,202	842
TOTAL BRITISH EMPIRE	16,361,600	7,163,324	2,877,599	9,180,967	6,198,051	58,60,935	21,86,320	8,06,276	24,17 990	15,43,507
Netherlands	59,031	55,816	53,693	62,000	..	19,571	13,002	11,765	11,866	..
Switzerland	42,115	20,021	19,204	..	..	12,945	7,770	6,871	..	..
Japan	346,300	483,100	792,728	2,185,563	790,150	89,219	1,02,372	1,34,657	3,12,945	1,13,371
Other Foreign Countries	10,206	2,213	100	61	247	5,545	3,412	84	90	150
TOTAL FOREIGN COUNTRIES	457,652	562,050	865,785	2,247,623	790,397	1,27,280	1,26,556	1,53,847	3,24,791	1,13,671
Share of Bengal	*4,353,951*	*2,241,696*	*1,198,[illegible]*	*3,439,609*	*1,780,[illegible]*	*17,04,[illegible]*	*5,46,360*	*3,16,[illegible]*	*5,16,[illegible]*	*3,93,[illegible]*
,, *Bombay*	*4,165,399*	*1,585,189*	*781,960*	*2,216,[illegible]*	*2,[illegible],639*	*14,43,993*	*4,86,[illegible]*	*2,11,[illegible]*	*4,78,[illegible]*	*7,07,[illegible]*
,, *Sind*	*1,340,616*	*639,137*	*60,[illegible]*	*731,[illegible]*	*[illegible],601*	*4,72,[illegible]*	*2,05,[illegible]*	*18,[illegible]*	*1,79,[illegible]*	*1,[illegible],[illegible]*
,, *Madras*	*1,005,677*	*833,042*	*[illegible],[illegible]*	*1,132,[illegible]*	*[illegible],[illegible]*	*4,08,[illegible]*	*3,04,[illegible]*	*[illegible],[illegible]*	*1,80,[illegible]*	*1,[illegible],[illegible]*
,, *Burma*	*5,476,609*	*2,421,310*	*1,[illegible],[illegible]*	*3,903,[illegible]*	*1,[illegible],[illegible]*	*19,87,[illegible]*	*7,50,[illegible]*	*3,[illegible],[illegible]*	*8,93,[illegible]*	*2,90,[illegible]*
TOTAL	16,819,252	7,725,374	3,[illegible],[illegible]	11,428,590	6,988,[illegible]	59,88,215	23,12,[illegible]	9,59,[illegible]	27,[illegible],[illegible]	16,[illegible],[illegible]
Unspecified descriptions (III. P)—	Yards	Yards	Yards	Yards	Yards					
United Kingdom (*including* Channel Islands)	2,591,159	1,173,058	1,3[illegible],[illegible]	1,[illegible],[illegible]	1,903,[illegible]	7,29,[illegible]	3,39,941	3,[illegible],[illegible]	3,[illegible],[illegible]	[illegible],[illegible]
Ceylon (*excluding* Maldives)	140,125	154,111	186,[illegible]	119,[illegible]	59,[illegible]	66,[illegible]	81,[illegible]	67,[illegible]	[illegible],[illegible]	34,[illegible]
Straits Settlements	41,[illegible]	35,837	46,[illegible]	40,[illegible]	25,[illegible]	20,[illegible]	15,[illegible]	19,[illegible]	[illegible],[illegible]	8,341
Other British Possessions	375	1,[illegible]	310	[illegible]	[illegible],[illegible]	140	927	[illegible],[illegible]	[illegible],[illegible]	[illegible]
TOTAL BRITISH EMPIRE	2,772,749	1,364,[illegible]	1,[illegible],[illegible]	1,[illegible],[illegible]	1,[illegible],[illegible]	[illegible],[illegible]	[illegible],[illegible]	[illegible],[illegible]	[illegible],[illegible]	[illegible],[illegible]

No. 10—*continued*

ARTICLES, AND COUNTRIES OF CONSIGNMENT; ALSO SHARE OF EACH PROVINCE	QUANTITY					VALUE				
	1929-30	1930-31	1931-32	1932-33	1933-34	1929-30	1930-31	1931-32	1932-33	1933-34
Textiles—*continued*						R	R	R	R	R
Cotton—*continued*										
Manufactures—continued										
Piecegoods—*continued*										
White (bleached)—*concluded*										
Unspecified descriptions (III. P)—*continued*	Yards	Yards	Yards	Yards	Yards					
Germany	96,464	110,486	71,458	56,318	963	69,129	65,441	45,472	32,011	1,319
Belgium	127,789	50,831	29,670	20,562	..	78,203	28,571	15,726	12,145	..
France	77,910	29,800	55,858	77,140	5,521	26,353	12,346	26,245	40,763	2,932
Portugal (*including* Azores and Madeira)	19,392	..	..	..	..	5,459	..	..	..	..
Switzerland	381,429	35,718	28,460	69,739	5,695	2,05,051	24,036	20,094	46,325	4,638
Italy (*including* Fiume)	262,463	32,456	8,595	11,160	..	79,184	12,113	7,304	8,179	..
Austria	42,430	7,479	..	102,240	7,941	35,531	4,200	..	55,205	4,315
Japan	244,053	202,810	63,105	150,112	107,935	50,020	43,658	10,758	20,555	13,702
United States of America—										
Vid Atlantic Coast	145,615	46,117	50,021	2,591	2,494	60,877	15,816	15,225	420	284
,, Pacific ,,	..	..	..	25	..	..	..	..	6	..
Other Foreign Countries	2,710	1,654	10,654	1,311	716	1,826	1,239	4,002	729	324
TOTAL FOREIGN COUNTRIES	1,400,255	607,351	318,016	491,198	131,265	6,11,638	2,08,320	1,45,426	2,11,388	27,564
Share of Bengal	*732,346*	*244,862*	*198,850*	*470,619*	*961,273*	*2,38,585*	*88,677*	*58,992*	*1,31,627*	*2,33,122*
,, *Bombay*	*1,530,317*	*349,878*	*249,367*	*444,550*	*152,956*	*6,77,195*	*1,79,200*	*1,39,425*	*2,13,469*	*58,076*
,, *Sind*	*1,420,477*	*506,875*	*469,889*	*837,626*	*423,879*	*3,32,627*	*1,27,761*	*1,16,672*	*1,88,752*	*1,08,901*
,, *Madras*	*248,346*	*602,928*	*961,256*	*280,957*	*567,559*	*1,19,375*	*1,76,735*	*2,57,661*	*93,302*	*1,41,897*
,, *Burma*	*241,520*	*270,392*	*4,253*	*63,115*	*18,450*	*59,501*	*44,067*	*2,048*	*14,010*	*6,218*
TOTAL	4,173,004	1,972,336	1,884,614	2,146,867	2,124,116	14,27,483	6,16,443	5,74,798	6,41,160	5,50,214
Total White (bleached)—	Yards	Yards	Yards	Yards	Yards					
United Kingdom (*including* Channel Islands)	435,947,709	229,959,908	207,045,989	281,005,955	184,150,449	12,02,58,362	5,22,93,634	4,02,02,008	5,26,79,135	3,68,98,309
Ceylon (*excluding* Maldives)	152,824	160,148	193,914	146,306	75,814	69,741	53,080	48,760	38,494	17,928
Straits Settlements	147,011	111,516	121,435	122,035	124,457	58,522	42,470	40,693	34,265	25,991
Hongkong	24,516	21,053	7,627	6,818	1,374	10,752	7,699	2,715	2,836	301
Other British Possessions	4,525	777	26,511	12,302	4,413	813	428	4,527	2,089	1,108
TOTAL BRITISH EMPIRE	436,276,585	230,253,402	207,395,476	281,293,406	184,356,507	12,03,98,190	5,23,97,311	4,02,98,693	5,27,56,819	3,69,43,727
Germany	164,765	132,812	89,575	86,164	10,502	1,00,311	78,872	54,693	50,540	6,934
Netherlands	7,503,655	4,358,804	3,549,081	2,230,920	1,453,492	29,19,724	14,53,322	10,52,683	6,53,576	3,09,290
Belgium	157,497	52,209	39,310	59,097	..	89,754	29,436	19,200	28,335	..
France	205,863	77,187	458,200	278,946	31,628	89,987	36,631	1,18,628	1,20,468	14,215
Portugal (*including* Azores and Madeira)	19,392	..	683	5,164	..	5,459	..	341	2,429	..
Switzerland	8,584,401	5,444,305	5,924,399	6,491,386	612,835	35,22,373	18,98,116	17,09,317	24,89,475	2,43,192
Italy (*including* Fiume)	1,991,670	800,262	1,194,669	574,015	70,735	6,37,430	2,53,676	2,95,093	2,22,884	26,634
Austria	3,023,040	1,199,465	571,384	1,153,121	158,021	10,13,721	4,08,505	1,86,063	6,20,471	96,268
Persia	9,093	20	44	49,481	18,552	2,588	10	19	5,405	3,221
Japan	13,880,453	28,105,852	59,820,061	120,354,174	75,177,481	33,24,777	50,96,769	93,43,538	1,62,57,483	95,87,704
United States of America—										
Vid Atlantic Coast	1,731,513	1,814,270	636,908	162,879	2,520	6,39,618	3,96,609	1,76,531	45,472	813
,, Pacific ,,	..	..	..	25	..	..	..	..	6	..
Other Foreign Countries	35,187	3,579	4,144	3,378	24,502	11,064	2,187	2,114	1,320	3,353
TOTAL FOREIGN COUNTRIES	37,307,428	41,388,265	72,286,678	131,450,718	77,560,368	1,23,57,021	96,54,063	1,29,58,315	2,04,97,930	1,03,81,124
Share of Bengal	*113,955,296*	*49,104,112*	*41,208,779*	*60,028,461*	*36,789,572*	*2,51,19,531*	*97,22,313*	*71,45,2 1*	*93,66,766*	*59,33,664*
,, *Bombay*	*102,477,753*	*42,750,564*	*35,703,256*	*75,963,417*	*63,472,396*	*3,18,29,578*	*1,05,74,218*	*58,43,402*	*1,47,91,779*	*1,19,8 ,219*
,, *Sind*	*171,157,445*	*121,367,766*	*137,434,297*	*193,377,936*	*163,179,635*	*4,22,19,285*	*2,56,55,217*	*2,39,17,133*	*3,13,25,969*	*1,65,79,648*
,, *Madras*	*49,454,269*	*26,379,639*	*35,944,013*	*32,937,993*	*27,439,079*	*1,47,21,419*	*76,57,609*	*58,56, 89*	*7 ,48 975*	*53,73,939*
,, *Burma*	*45,476,276*	*32,195,456*	*36,591,339*	*50,141,315*	*31,634,169*	*1,64,65,404*	*93,62,943*	*77,85,323*	*1,06,15,240*	*66,58,461*
TOTAL	473,564,013	271,641,667	279,661,954	412,744,124	261,916,775	13,27,55,211	6,20,51,394	5,32,57,036	7,52 51,74	4,73,24 851

No. 10—*continued*

ARTICLES, AND COUNTRIES OF CONSIGNMENT; ALSO SHARE OF EACH PROVINCE	Quantity					Value				
	1929-30	1930-31	1931-32	1932-33	1933-34	1929-30	1930-31	1931-32	1932-33	1933-34
						R	R	R	R	R
Textiles—*continued*										
Cotton—*continued*										
Manufactures—continued										
Piecegoods—*continued*										
Coloured, Printed, or Dyed—										
Printed goods—										
Cambrics (*including* Madapollams Muslins, Mulls, and Jaconets (III. P)—	Yards	Yards	Yards	Yards	Yards					
United Kingdom (*including* Channel Islands)	14,299,995	5,026,839	3,057,944	6,388,482	6,213,671	41,32,307	13,59,575	6,55,621	13,64,380	14,89,577
Ceylon (*excluding* Maldives)	..	..	50	40	24,194	..	..	80	9	6,380
Other British Possessions	12,644	252	1,443	276	163	3,317	100	413	103	66
TOTAL BRITISH EMPIRE	14,312,639	5,027,091	3,059,437	6,388,748	6,238,028	41,35,624	13,59,675	6,56,084	13,64,492	14,96,073
Netherlands	44,676	6,012	..	1,880	..	22,071	3,012	..	672	..
France	26,201	1,013	2,211	..	..	13,015	722	1,551	..	..
Switzerland	9,918	1,500	488	1,422	254	8,108	1,102	304	960	244
Italy (*including* Fiume)	47,872	..	21,638	..	..	14,160	..	4,171	..	..
Persia	..	..	..	142,198	..	..	..	..	16,097	..
China (*exclusive* of Hongkong and Macao)	41,882	..	..	..	..	12,057	..	..	..	..
Japan	94,801	58,713	70,460	328,287	41,072	22,870	10,059	11,131	33,644	7,208
United States of America—										
Vid Atlantic Coast	150,049	3,872	163,519	11,978	1,600	60,913	1,620	26,961	3,127	428
Other Foreign Countries	3,073	8,417	3,816	..	10	2,052	3,109	2,138	..	4
TOTAL FOREIGN COUNTRIES	418,472	79,527	262,132	485,765	42,936	1,55,846	19,624	56,256	54,610	7,884
Share of Bengal	*718,333*	*660,377*	*179,265*	*462,800*	*436,029*	*2,04,241*	*1,60,283*	*62,480*	*1,36,541*	*1,26,136*
,, *Bombay*	*6,827,460*	*1,725,876*	*737,744*	*2,181,926*	*2,283,351*	*21,60,515*	*5,55,930*	*1,88,499*	*4,94,916*	*5,79,272*
,, *Sind*	*5,416,983*	*1,727,218*	*2,21',070*	*3,162,980*	*1,491,422*	*12,20,681*	*3,12,020*	*3,56,164*	*6,92,334*	*3,87,997*
,, *Madras*	*509,140*	*57,257*	*349*	*90,955*	*873,007*	*1,51,786*	*20,335*	*61,840*	*20,778*	*1,67,942*
,, *Burma*	*1,359,195*	*935,890*	*188,141*	*875,858*	*777,155*	*5,54,947*	*3,64,742*	*73,307*	*2,79,733*	*2,43,599*
TOTAL	14,731,111	5,106,618	3,321,569	6,876,513	6,280,964	42,91,470	15,79,299	7,22,340	14,54,902	15,03,857
Chadars (III. P)—	Yards	Yards	Yards	Yards	Yards					
TOTAL BRITISH EMPIRE	5,208	144	..	..	..	1,537	100	..	..	..
Share of Bombay	*5,208*	..	..	..	..	*1,537*	..	..	..	..
,, *Sind*	..	*144*	..	..	..	..	*100*	..	..	..
TOTAL	5,208	144	..	..	..	1,537	100	..	..	..
Checks, Spots and Stripes (III. P)—	Yards	Yards	Yards	Yards	Yards					
United Kingdom (*including* Channel Islands)	965,836	293,052	289,305	1,155,738	2,392,212	2,72,112	1,29,804	1,57,904	4,09,132	6,90,444
Straits Settlements	9,332	302	..	962	..	3,965	83	..	122	..
TOTAL BRITISH EMPIRE	965,168	293,354	289,305	1,156,700	2,392,212	2,76,077	1,29,887	1,57,904	4,09,254	6,90,444
Germany	102,763	2,962	..	..	..	48,410	1,408	..	..	..
Japan	71,565	111,587	47,263	591,062	232,918	20,585	24,230	7,223	[illegible]	36,216
Other Foreign Countries	2,392	..	..	21,360	..	1,157	..	..	2,151	..
TOTAL FOREIGN COUNTRIES	176,720	114,549	47,263	612,422	232,918	70,102	25,643	7,223	66,497	36,216

No. 10--*continued*

ARTICLES, AND COUNTRIES OF CONSIGNMENT; ALSO SHARE OF EACH PROVINCE	QUANTITY					VALUE				
	1929-30	1930-31	1931-32	1932-33	1933-34	1929-30	1930-31	1931-32	1932-33	1933-34
						R	R	R	R	R
Textiles—*continued*										
Cotton—*continued*										
Manufactures—*continued*										
Piecegoods—*continued*										
Coloured, Printed, or Dyed—*continued.*										
Printed goods—*continued*										
Checks, Spots and Stripes (III. P)—*continued*	Yards	Yards	Yards	Yards	Yards					
Share of Bengal	*139,349*	*45,196*	*107,671*	*556,487*	*588,537*	*45,660*	*17,432*	*46,333*	*1,91,538*	*1,98,986*
,, *Bombay*	*246,166*	*24,627*	*54,111*	*845,786*	*443,341*	*73,604*	*9,621*	*18,300*	*1,60,114*	*91,063*
,, *Sind*	*90*	..	..	..	*56,625*	*92*	..	..	..	*10,683*
,, *Madras*	*177,689*	*64,286*	*47,263*	*25,111*	*707,771*	*31,703*	*28,782*	*7,233*	*11,528*	*1,25,509*
,, *Burma*	*578,594*	*273,794*	*227,518*	*335,598*	*828,856*	*2,45,220*	*99,685*	*93,271*	*1,31,512*	*3,00,420*
TOTAL	1,141,888	407,903	436,568	1,709,122	2,625,130	4,46,179	1,55,520	1,65,137	4,94,692	7,26,660
Dhutis (III. P)—	Yards	Yards	Yards	Yards	Yards					
United Kingdom (*including* Channel Islands)	4,712	..	..	2,042	..	935	..	..	781	..
Japan	..	..	..	34,410	..	..	..	..	3,660	..
Share of Bombay	..	..	..	*34,410*	..	..	..	..	*3,660*	..
,, *Madras*	..	..	..	*2,042*	..	..	..	..	*781*	..
,, *Burma*	*4,712*	..	..	..	..	*935*	..	..	..	..
TOTAL	4,712	..	..	36,452	..	935	..	..	4,441	..
Drills and Jeans (III. P)—	Yards	Yards	Yards	Yards	Yards					
United Kingdom (*including* Channel Islands)	7,144,150	6,190,506	4,704,845	8,567,415	3,905,461	21,69,372	14,41,139	11,45,863	18,12,821	7,32,589
Hongkong	8,600	35,100	..	..	..	900	9,360	..	..	..
Other British Possessions	16,950	1,200	4,500	..	36,450	3,500	280	720	..	3,942
TOTAL BRITISH EMPIRE	7,164,700	6,226,806	4,709,345	8,567,415	3,941,911	21,73,772	14,50,779	11,46,583	18,12,821	7,36,831
Japan	30,552,221	12,905,898	15,784,951	46,579,181	39,173,855	72,67,585	24,02,938	23,61,790	60,57,192	50,08,487
Other Foreign Countries	2,990	..	..	27,923	10,800	1,592	..	..	3,473	2,303
TOTAL FOREIGN COUNTRIES	30,555,211	12,905,898	15,784,951	46,607,104	39,184,655	72,69,177	24,02,938	23,61,790	60,60,665	50,10,790
Share of Bengal	*7,393,904*	*5,138,569*	*6,589,906*	*9,791,927*	*4,949,616*	*18,65,976*	*9,63,429*	*7,40,243*	*12,73,249*	*6,53,551*
,, *Bombay*	*15,253,936*	*4,375,476*	*5,194,952*	*26,346,902*	*29,210,978*	*38,12,754*	*9,26,963*	*8,45,336*	*34,50,097*	*37,58,170*
,, *Sind*	*9,393,719*	*6,173,143*	*6,773,249*	*14,338,568*	*7,359,579*	*24,35,972*	*13,23,339*	*14,07,254*	*23,84,655*	*11,15,213*
,, *Madras*	*907,196*	*853,513*	*24,829*	*1,346,974*	*632,653*	*2,32,053*	*78,493*	*4,251*	*2,70,052*	*1,11,214*
,, *Burma*	*4,564,136*	*3,192,714*	*3,681,339*	*3,961,948*	*903,745*	*10,47,065*	*5,62,473*	*5,11,259*	*4,65,453*	*1,09,473*
TOTAL	37,719,911	19,132,704	20,494,296	55,174,519	43,135,566	94,42,949	38,53,717	35,06,373	78,73,486	57,47,621
Flannel and Flannelette (III. P)—	Yards	Yards	Yards	Yards	Yards					
United Kingdom (*including* Channel Islands)	107,616	20,081	13,652	31,363	60,774	20,528	6,520	3,932	5,082	13,541
Kenya Colony	..	9,400	..	..	..	..	2,214	..	..	..
TOTAL BRITISH POSSESSIONS	107,616	29,481	13,652	31,363	60,774	20,528	[8,734	3,932	5,082	13,541

No. 10—*continued*

ARTICLES AND COUNTRIES OF CONSIGNMENT; ALSO SHARE OF EACH PROVINCE	QUANTITY					VALUE				
	1929-30	1930-31	1931-32	1932-33	1933-34	1929-30	1930-31	1931-32	1932-33	1933-34
						R	R	R	R	R
Textiles—*continued*										
Cotton—*continued*										
Manufactures—continued										
Piecegoods—*continued*										
Coloured, Printed, or Dyed—*continued*										
Printed goods—*continued*	Yards	Yards	Yards	Yards	Yards					
Flannel and Flannelettes (III. P)—*contd.*										
Italy (*including* Fiume)	2,314,407	602,361	822,556	495,543	..	5,69,580	1,19,240	1,46,758	79,848	.
Japan	2,259,483	2,490,973	3,145,016	9,212,421	1,413,046	5,53,068	4,79,260	6,03,842	13,23,191	2,14,102
Other Foreign Countries	..	257	..	..	2,020	..	152	..		2,199
TOTAL FOREIGN COUNTRIES	4,573,840	3,093,591	3,967,572	9,707,964	1,415,066	11,24,648	5,98,652	7,50,600	14,03,034	2,16,301
Share of Bengal	*1,643,229*	*2,023,823*	*2,113,006*	*5,243,491*	*735,312*	*3,90,462*	*3,79,887*	*4,03,506*	*7,48,314*	*1,15,215*
,, *Bombay*	*1,856,341*	*256,452*	*614,688*	*1,902,639*	*434,553*	*4,35,086*	*55,658*	*1,1[illegible]*	*2,73,092*	*59,799*
,, *Sind*	*664,876*	*307,628*	*850,385*	*1,769,631*	*111,928*	*1,54,720*	*60,186*	*1,67,397*	*2,69,473*	*19,916*
,, *Madras*	*163*	..	..	*8,460*	..	*285*	..	..	*1,997*	..
,, *Burma*	*516,847*	*505,169*	*403,145*	*815,106*	*194,042*	*1,71,793*	*1,11,655*	*84,444*	*1,16,118*	*37,711*
TOTAL	4,681,456	3,123,072	3,981,224	9,739,327	1,475,840	11,55,176	6,07,386	7,54,532	14,08,116	2,36,142
Lungis (III. P)—	Yards	Yards	Yards	Yards	Yards					
United Kingdom (*including* Channel Islands)	5,622,239	3,994,282	3,748,354	6,724,968	1,932,076	24,48,036	16,06,778	12,48,248	22,80,267	6,93,183
Straits Settlements	29,751	232	1,002	420	118,177	12,552	196	897	868	30,697
Federated Malay States	1,234	..	..	..	..	529	..	..	..	..
TOTAL BRITISH EMPIRE	5,653,224	3,994,514	3,749,356	6,725,388	2,050,253	24,61,118	16,06,969	12,48,045	22,80,719	7,13,880
Netherlands	795,662	551,517	473,065	258,572	..	3,54,578	2,02,539	1,52,945	88,784	..
Italy (*including* Fiume)	..	..	153,432	..	..	..	..	22,885	..	..
Japan	151,698	176,646	1,843,719	4,630,695	4,996,014	50,515	36,072	3,45,585	8,27,474	1,86,700
Other Foreign Countries	6,137	41	7,420	..	..	3,378	21	2,128	..	..
TOTAL FOREIGN COUNTRIES	953,497	728,204	2,478,242	4,889,267	4,996,014	4,08,471	2,38,632	5,23,043	9,16,258	1,86,700
Share of Bengal	..	..	..	*115,165*	*364,782*	..	..	..	*63,438*	*13,064*
,, *Bombay*	*19,057*	..	..	*33,891*	..	*6,147*	..	..	*5,178*	..
,, *Madras*	..	..	*987*	..	..	..	..	*392*	..	..
,, *Burma*	*6,587,664*	*4,722,718*	*6,226,611*	*11,466,099*	*6,691,485*	*28,63,442*	*18,45,661*	*17,71,276*	*31,15,334*	*13,67,616*
TOTAL	6,606,721	4,722,718	6,227,598	11,614,955	7,046,267	28,69,589	18,45,661	17,71,668	31,66,947	13,80,680
Prints and Chints (III. P)—	Yards	Yards	Yards	Yards	Yards					
United Kingdom (*including* Channel Islands)	50,163,652	27,735,054	13,366,661	27,497,927	14,447,[illegible]	1,39,58,134	68,11,782	29,74,[illegible]	58,47,956	31,45,[illegible]
Straits Settlements	28,988	14,750	13,464	966	176	13,[illegible]1	7,836	3,510	240	42
Other British Possessions	3,006	4,625	1,507	8,810	6,[illegible]	1,727	1,796	527	2,147	3,[illegible]8
TOTAL BRITISH EMPIRE	50,195,646	27,754,429	13,381,632	27,507,[illegible]	14,4[illegible],784	1,39,[illegible]2	68,21,394	29,78,645	58,[illegible]2	31,47,[illegible]
Germany	10,784	98,834	33,910	..	..	5,276	39,531	11,[illegible]	..	..
Belgium	6,044	..	..	..	..	5,[illegible]	..	..	..	..
Switzerland	180,970	49,034	17,[illegible]	24,[illegible]	..	76,843	19,494	6,[illegible]	8,179	..
Italy (*including* Fiume)	1,274,097	524,781	267,344	12,782	54	2,93,216	93,423	46,[illegible]	4,[illegible]	70
Japan	5,000,451	3,211,326	6,107,179	3[illegible],[illegible]	6,[illegible],763	10,41,[illegible]	5,45,[illegible]	5,[illegible],[illegible]	3,[illegible],[illegible]	[illegible],[illegible]

No. 10—*continued*

ARTICLES, AND COUNTRIES OF CONSIGNMENT; ALSO SHARE OF EACH PROVINCE	QUANTITY					VALUE				
	1929-30	1930-31	1931-32	1932-33	1933-34	1929-30	1930-31	1931-32	1932-33	1933-34
						R	R	R	R	R
Textiles—*continued*										
Cotton—*continued*										
Manufactures—continued										
Piecegoods—*continued*										
Coloured, Printed, or Dyed—*continued*										
Printed goods—*continued*										
Prints and Chints (III. P)—*contd.*										
	Yards	Yards	Yards	Yards	Yards					
United States of America—										
Via Atlantic Coast	13,610	101	69,274	25,860	3,696	6,789	70	9,045	6,704	5,665
,, Pacific ,,	..	79	..	..	..	..	25	..	..	..
Other Foreign Countries	9,157	14,039	19,030	1,878	18,519	5,380	5,815	8,177	1,642	2,971
TOTAL FOREIGN COUNTRIES	6,475,115	3,900,194	6,495,175	18,431,251	6,556,972	14,82,245	7,03,076	9,46,426	20,03,656	6,57,104
Share of Bengal	*10,629,983*	*8,276,671*	*6,243,796*	*6,658,379*	*2,821,124*	*27,12,603*	*16,71,910*	*7,88,621*	*11,42,285*	*4,50,102*
,, *Bombay*	*38,384,654*	*16,058,391*	*11,104,445*	*27,181,896*	*14,541,970*	*1,00,16,822*	*38,15,580*	*22,20,554*	*48,52,579*	*26,16,855*
,, *Sind*	*2,400,161*	*3,765,988*	*1,717,783*	*696,081*	*97,913*	*7,35,226*	*9,31,027*	*3,18,817*	*1,49,546*	*44,194*
,, *Madras*	*3,556,142*	*735,529*	*58,672*	*3,064,457*	*1,346,860*	*8,37,936*	*2,38,174*	*15,431*	*5,80,410*	*3,14,134*
,, *Burma*	*3,699,821*	*3,768,104*	*2,779,111*	*3,338,143*	*2,203,859*	*10,52,991*	*6,67,779*	*4,80,448*	*11,29,188*	*3,79,445*
TOTAL	56,670,761	31,654,628	19,876,807	45,938,956	21,010,726	1,54,05,507	75,24,470	38,23,871	78,54,008	38,04,780
Sarls and Scarves (III. P)—										
	Yards	Yards	Yards	Yards	Yards					
United Kingdom (*including* Channel Islands)	26,307,624	14,050,178	7,353,919	14,286,894	14,675,756	92,94,131	38,10,222	17,85,082	36,64,467	31,98,758
Straits Settlements	13,779	..	..	..	..	5,054	..	..	..	..
Other British Possessions	1,788	1,720	3,845	254	129	531	646	1,449	92	32
TOTAL BRITISH EMPIRE	26,323,141	14,051,898	7,357,764	14,287,148	14,675,885	92,99,716	38,10,868	17,86,531	36,64,559	31,98,790
Italy (*including* Fiume)	..	..	14,543	..	..	..	..	5,789	..	..
Japan	7,587	497,751	76,744	2,143,129	567,671	2,328	1,31,333	19,618	3,66,160	76,331
Other Foreign Countries	5,117	..	..	9,431	645	2,725	..	..	4,879	288
TOTAL FOREIGN COUNTRIES	12,704	497,751	91,287	2,152,560	568,316	5,053	1,31,333	25,357	3,71,039	76,619
Share of Bengal	*7,622,547*	*6,970,068*	*4,995,446*	*6,026,138*	*5,751,529*	*20,88,944*	*15,77,671*	*11,03,974*	*11,58,637*	*9,79,451*
,, *Bombay*	*15,348,185*	*4,965,964*	*1,966,694*	*6,897,161*	*7,477,114*	*58,91,848*	*15,66,383*	*3,70,519*	*19,72,784*	*18,03,578*
,, *Sind*	*2,591,096*	*2,373,467*	*1,111,220*	*3,371,697*	*1,749,734*	*9,61,294*	*6,69,423*	*3,09,077*	*3,55,394*	*4,23,028*
,, *Madras*	*414,301*	*57,403*	*3,843*	*1,488*	*183,229*	*2,07,784*	*20,437*	*1,449*	*252*	*45,967*
,, *Burma*	*359,716*	*233,750*	*71,846*	*143,332*	*52,595*	*1,54,899*	*1,08,227*	*26,369*	*35,531*	*24,391*
TOTAL	26,335,845	14,549,644	7,449,051	16,439,708	15,244,201	93,04,769	39,42,201	18,11,888	40,35,598	32,75,409
Sateens (III. P)—										
	Yards	Yards	Yards	Yards	Yards					
United Kingdom (*inc* Channel Islands)	2,609,178	1,326,683	837,677	2,546,411	846,746	11,51,794	4,64,906	2,55,894	7,46,308	2,92,292
Other British Possessions	..	899	..	..	..	..	314	..	..	..
TOTAL BRITISH EMPIRE	2,609,178	1,327,582	837,677	2,546,411	846,746	11,51,794	4,65,220	2,55,894	7,46,308	2,92,292
Italy (*including* Fiume)	..	..	..	45,347	..	..	..	..	12,595	..
Japan	46,000	133,296	152,510	985,873	194,010	13,520	40,406	32,290	1,87,247	39,917
Other Foreign Countries	622	708	..	..	..	350	625	..	..	..
TOTAL FOREIGN COUNTRIES	46,622	134,004	152,510	1,030,720	194,010	13,870	41,031	32,290	1,99,842	39,917

No. 10—*continued*

ARTICLES, AND COUNTRIES OF CONSIGNMENT; ALSO SHARE OF EACH PROVINCE	QUANTITY					VALUE				
	1929-30	1930-31	1931-32	1932-33	1933-34	1929-30	1930-31	1931-32	1932-33	1933-34
						R	R	R	R	R
Textiles—*continued*										
Cotton—*continued*										
Manufactures—continued										
Piecegoods—*continued*										
Coloured, Printed or Dyed—*contd.*										
Printed goods—*continued*										
Sateens (III. P)—*contd.*	Yards	Yards	Yards	Yards	Yards					
Share of Bengal	*552,552*	*274,219*	*196,327*	*189,811*	*80,725*	*2,44,376*	*81,417*	*68,220*	*61,168*	*22,455*
,, *Bombay*	*1,327,375*	*673,441*	*36,702*	*479,359*	*338,666*	*5,51,400*	*2,10,281*	*11,877*	*1,52,925*	*1,04,618*
,, *Sind*	*554,644*	*150,590*	*709,569*	*2,877,156*	*435,694*	*2,48,158*	*61,443*	*1,86,637*	*7,13,440*	*1,22,917*
,, *Madras*	*621*	*1,229*	..	*491*	*24,902*	*484*	*537*	..	*287*	*8,564*
,, *Burma*	*220,608*	*362,107*	*47,589*	*80,314*	*162,767*	*1,21,306*	*1,52,573*	*23,250*	*25,929*	*77,549*
TOTAL	2,655,798	1,461,586	990,187	3,577,131	1,040,756	11,65,864	5,06,251	2,87,684	9,46,150	3,32,109
Shirtings (III. P)—	Yards	Yards	Yards	Yards	Yards					
United Kingdom (*including* Channel Islands)	17,319,247	10,176,076	15,873,043	18,544,867	8,131,999	49,01,658	26,41,208	36,04,718	38,43,325	17,81,784
Straits Settlements	17,486	603	3,183	2,524	262,321	6,941	298	1,381	736	28,328
Other British Possessions	5,013	12,020	..	6,720	..	2,506	3,340	..	1,757	..
TOTAL BRITISH EMPIRE	17,341,746	10,189,599	15,876,226	18,554,111	8,394,320	49,11,105	26,44,846	36,06,099	38,45,818	18,08,112
Italy (*including* Fiume)	422,179	111,649	156,631	165,643	..	1,14,187	26,116	31,269	24,659	..
Persia	..	..	..	238,067	..	..	..	..	24,945	..
Japan	13,172,368	10,004,720	20,481,660	58,701,178	28,617,746	28,03,439	16,37,089	29,49,233	66,90,014	29,79,080
Other Foreign Countries	11,967	21,500	17,730	27,251	63	5,194	3,726	4,671	3,8 6	18
TOTAL FOREIGN COUNTRIES	13,606,514	10,143,869	20,656,021	59,132,139	28,617,809	29,22,770	16,71,931	29,84,167	66,42,944	29,79,098
Share of Bengal	*3,407,187*	*1,933,246*	*4,639,281*	*13,891,084*	*5,045,892*	*7,22,538*	*3,34,374*	*6,26,757*	*16,79,631*	*5,27,748*
,, *Bombay*	*7,297,438*	*4,266,602*	*8,475,557*	*29,629,285*	*16,909,647*	*16,44,262*	*8,91,619*	*13,67,746*	*31,24,406*	*18,68,810*
,, *Sind*	*15,814,664*	*9,114,621*	*17,331,381*	*22,946,813*	*8,160,534*	*43,23,483*	*22,71,424*	*36,90,393*	*61,8 ,048*	*18,13,918*
,, *Madras*	*283,555*	*124,273*	..	*668,596*	*86,578*	*80,837*	*34,964*	..	*76,479*	*17,174*
,, *Burma*	*4,145,416*	*4,394,726*	*6,085,825*	*10,850,174*	*6,809,478*	*10,52,955*	*9,44,403*	*10,07,490*	*13,17,281*	*2,16,442*
TOTAL	30,948,260	20,833,468	36,532,247	77,086,250	37,012,129	78,23,875	45,16,777	66,91,266	1,04,88,812	47,23,210
Twills (III. P)—	Yards	Yards	Yards	Yards	Yards					
United Kingdom (*including* Channel Islands)	3,376,004	1,145,121	950,679	1,180,382	858,703	8,51,763	2,39,552	1,97,783	2,54,334	1,80,012
Italy (*including* Fiume)	7,520,429	2,346,179	2,590,481	1,931,741	..	17,40,080	4,86,349	4,59,617	3,09,855	..
Japan	803,580	..	10,800	910,619	617,161	1,71,087	..	1,908	1,68,942	90,684
Other Foreign Countries	..	..	9 695	..	..	..	..	2,846	..	..
TOTAL FOREIGN COUNTRIES	8,324,009	2,346,179	2,610,976	2,842,360	617,161	19,11,067	4,86,349	4,64,368	4,78,797	90,684
Share of Bengal	*1,001,949*	*345 057*	*322,645*	*441,129*	*141,755*	*2,44,446*	*70 464*	*64 786*	*81,906*	*31,436*
,, *Bombay*	*1,622,217*	*423,443*	*344 728*	*1,164 857*	*7 9 179*	*6,41,250*	*88 245*	*83,974*	*1,37,652*	*1,49,947*
,, *Sind*	*5,363 965*	*2 645,038*	*3 £ C 168*	*2 317,0 5*	*344 943*	*20,26 430*	*5,04 042*	*5,44,938*	*3,74 906*	*88,276*
,, *Madras*	*27 254*	*11 4 4*	..		*17,379*	*7,163*	*2 5 2*	..	..	*5,257*
,, *Burma*	*196 6 8*	*70,154*	*24,116*	*97,741*	*10,850*	*43,367*	*9,438*	*13,338*	*14,403*	*3,376*
TOTAL	11,700,013	3 491,500	3,561,655	4,922,742	1,475,864	27,63,550	6,75,801	6,92,149	7 13 179	2,79,196

No. 10—*continued*

ARTICLES, AND COUNTRIES OF CONSIGNMENT; ALSO SHARE OF EACH PROVINCE	QUANTITY					VALUE				
	1929-30	1930-31	1931-32	1932-33	1933-34	1929-30	1930-31	1931-32	1932-33	1933-34
						R	R	R	R	R
Textiles—*continued*										
Cotton—*continued*										
Manufactures - continued										
Piecegoods—*continued*										
Coloured, Printed or Dyed—*contd.*										
Printed goods—*continued*										
Woven Lungis and Sarongs (III. P)-	Yards	Yards	Yards	Yards	Yards					
United Kingdom (*including* Channel Islands)	1,143,831	826,241	178,119	484,549	452,695	5,86,810	1,53,444	77,962	1,95,895	1,74,743
Straits Settlements . .	1,003,812	860,638	124,276	93,808	34,525	4,89,895	1,73,521	52,288	84,287	10,704
TOTAL BRITISH EMPIRE .	2,147,643	686,879	302,395	578,357	487,220	10,26,205	3,26,965	1,30,240	2,80,132	1,85,447
Netherlands . . .	2,276,597	715,736	484,205	265,636	8,527	12,07,712	3,41,243	2,04,200	1,15,623	2,512
France	..	12,683	..	..	..	..	5,282	..	..	..
Switzerland	45,795	24,527	13,238	..	..	20,405	10,078	4,084	..	..
Japan	142,333	173,156	631,488	930,075	362,506	57,070	45,548	1,06,324	1,78,263	69,062
Other Foreign Countries .	..	746	294	..	12	..	502	793	..	8
TOTAL FOREIGN COUNTRIES .	2,464,725	926,848	1,129,283	1,195,711	371,045	12,85,196	4,02,708	3,75,491	2,93,886	71,612
Share of Bengal . . .	*1,700*	*11,681*	*23,136*	*29,498*	*107,554*	*794*	*6 159*	*7,737*	*12,573*	*38,213*
" *Bombay* . .	..	..	*894*	*27,527*	*4,117*	..	..	*793*	*7,666*	*1,115*
" *Madras* . .	..	..	..	*439*	..	..	..	..	*170*	..
" *Burma* . .	*4,610,668*	*1,603,046*	*1,408,250*	*1,716,604*	*746,594*	*23,10,607*	*7,23,514*	*4,97,151*	*5,03,609*	*2,17,731*
TOTAL .	4,612,368	1,618,727	1,431,680	1,774,068	858,265	23,11,401	7,29,673	5,05,731	5,24,019	2,57,059
Un specified description (III. P)—	Yards	Yards	Yards	Yards	Yards					
United Kingdom (*including* Channel Islands)	1,503,304	604,164	402,274	967,377	2,007,488	4,70 951	2,12,993	1,08,008	2,04,119	5,62,658
Other British Possessions .	7,173	16,500	4,245	10,148	5 655	2,450	5,348	1,380	3,301	1,567
TOTAL BRITISH EMPIRE .	1,510,477	620,673	406,559	977,525	2,013,143	4,73,401	2,18,341	1,10,294	2,07,420	5 69,680
Germany	161,559	51,297	144	206	..	50,740	14,410	216	396	..
Italy (*including* Fiume) .	74,461	103,285	8,200	8	8	21,627	18,134	2,107	2	12
Czechoslovakia . .	53,897	1,117	..	..	..	10,992	1,396	..	..	..
Japan	247,072	105,936	188,566	1,299,561	1,001,101	64,073	88,700	1,19,493	4,21,241	1,71,999
United States of America—										
Pnl Atlantic Coast . .	53,471	1,007	83	2,545	435	20,622	547	74	1,724	21
Other Foreign Countries .	25,937	10,439	5,731	16,017	9,098	11,779	5,571	2,870	6,817	2,196
TOTAL FOREIGN COUNTRIES.	616,397	273,081	202,724	1,318,137	1,010,642	1 93,823	1,58,558	1,24,754	4,[illegible]	1,74,[illegible]
Share of Bengal . . .	*339,979*	*443,753*	*385 935*	*397,912*	*559,494*	*2,59,145*	*1,40,622*	*92,955*	*1 19,2[illegible]*	*1,[illegible],650*
" *Bombay* . .	*736,092*	*174,385*	*59,580*	*986,573*	*1,245,16[illegible]*	*1,83,712*	*47,281*	*18,054*	*2,[illegible]*	*2,[illegible],679*
" *Sind* . .	*174,328*	*22,704*	*6 244*	*42,818*	*50,[illegible]*	*84,714*	*11,954*	*3,176*	*1 [illegible]*	*25,[illegible]*
" *Madras* . .	*13,513*	*35,442*	*7,333*	*52,329*	*65,[illegible]*	*10,305*	*18,613*	*3,711*	*16,[illegible]*	*1,76,[illegible]*
" *Burma* . .	*306,663*	*217,470*	*167,201*	*518,[illegible]*	*362,[illegible]*	*99,855*	*1,31,479*	*1,17,074*	*3,54,[illegible]*	*6[illegible],[illegible]*
TOTAL .	2,128,874	893 754	609,283	2 295 662	3 023,7[illegible]	6,67,224	3 46,699	2,35,070	7,27,[illegible]	7,[illegible],[illegible]

No. 10—*continued*

ARTICLES, AND COUNTRIES OF CONSIGNMENT; ALSO SHARE OF EACH PROVINCE	QUANTITY					VALUE				
	1929-30	1930-31	1931-32	1932-33	1933-34	1929-30	1930-31	1931-32	1932-33	1933-34
Textiles—*continued*						R	R	R	R	R
Cotton—*continued*										
***Manufactures*—continued**										
Piecegoods—*continued*										
Coloured, Printed, or Dyed—*contd*										
Printed goods—*concluded*										
***Total Printed Goods*—**	Yards	Yards	Yards	Yards	Yards					
United Kingdom (*including* Channel Islands)	130,557,386	70,889,172	50,876,472	88,3[illegible],865	55,924,979	4,03,18,051	1,88,77,898	1,21,25,813	2,07,[illegible],988	1,29,81,[illegible]5
Ceylon (*excluding* Maldives)	4,624	6,821	9,347	17,849	37,311	2,110	2,412	3,291	5,242	[illegible],[illegible]9
Straits Settlements	1,118,459	380,306	143,454	99,634	444,209	5,36,024	1,83,415	57,021	36,041	5[illegible],0[illegible]8
Hongkong	11,313	60,240	..	2,010	..	4,441	16,737	..	1,200	..
Other British Possessions	25,318	11,027	4,754	4,907	6,659	6,311	2,868	809	533	1,3[illegible].6
TOTAL BRITISH EMPIRE	131,717,100	71,347,566	51,034,027	88,503,295	56,412,949	4,08,66,937	1,90,83,330	1,21,86,934	2,[illegible]7,81,994	1,30,[illegible]9,828
Germany	283,104	165,998	36,179	26,572	17,445	1,17,839	60,312	18,628	8,919	1,441
Netherlands	3,127,233	1,283,525	909,477	[illegible]37,906	10,011	15,88,511	5,51,922	3,62,179	2,10,557	3,435
Belgium	7,225	5,477	7,322	..	..	7,390	3,471	1,281	..	..
France	31,127	21,360	6,531	517	641	16,370	10,238	3,218	632	812
Switzerland	221,363	75,061	47,842	38,020	417	1,05,299	30,669	15,218	14,936	874
Italy (*including* Fiume)	11,655,837	3,604,255	4,031,825	2,678,987	62	27,53,927	6,93,262	7,18,662	4,34,925	88
Czechoslovakia	61,379	1,117	11,638	..	..	22,264	1,896	4,069	..	..
Iraq	11,773	7,003	2,478	22,998	21,261	5,421	3,371	1,064	2,782	2,640
Persia	5,465	414	6,205	[illegible]80,397	710	2,018	172	847	41,192	204
China (*exclusive* of Hongkong and Macão)	42,380	9,230	19	..	9,000	12,308	1,568	8	..	1,150
Japan	52,549,109	29,872,002	48,540,356	144,712,494	83,751,803	1,20,59,142	56,40,844	74,83,254	1,82,[illegible],948	1,02,15,[illegible]19
United States of America—										
Viâ Atlantic Coast	224,247	5,057	213,045	40,183	5,794	97,049	2,287	46,610	11,568	6,907
„ Pacific „	..	79	..	..	..	..	25	..	..	..
Other Foreign Countries	5,584	3,117	1,321	1,736	5,400	4,495	1,928	762	1,402	2,968
TOTAL FOREIGN COUNTRIES	68,225,826	35,143,695	53,878,138	148,439,810	83,816,544	1,67,92,288	70,00,465	86,82,796	1,89,23,828	1,[illegible]2,34,323
Share of Bengal	*36,154,712*	*26,122,951*	*22,079,414*	*42,986,175*	*21,922,358*	*88,19,153*	*53,83,787*	*39,94,942*	*68,41,000*	*34,15,464*
„ *Bombay*	*88,932,129*	*32,930,047*	*27,669,530*	*97,710,612*	*73,669,079*	*2,52,22,037*	*81,47,886*	*80,94,181*	*1,81,99,843*	*1,13,27,727*
„ *Sind*	*45,879,526*	*26,220,450*	*33,792,566*	*51,612,669*	*30,480,787*	*1,22,40,069*	*61,56,978*	*70,17,468*	*94,81,189*	*47,26,648*
„ *Madras*	*4,385,874*	*1,389,427*	*133,258*	*5,164,538*	*4,135,278*	*16,59,945*	*4,34,867*	*82,346*	*9,47,605*	*9,59,830*
„ *Burma*	*26,040,685*	*19,778,356*	*21,237,393*	*39,469,111*	*19,758,063*	*97,18,949*	*59,61,879*	*67,00,192*	*76,96,185*	*37,34,676*
TOTAL	199,942,926	106,491,261	104,912,165	236,948,105	140,229,103	5,76,59,225	2,60,83,795	2,08,39,729	3,96,75,822	2,32,84,151
Dyed Goods—										
Cambrics, *including* Madapollams, Muslins, Mulls and Jaconets (III. F)—										
United Kingdom (*including* Channel Islands)	Yards 19,478,564	Yards 11,068,487	Yards 12,560,762	Yards 29,074,875	Yards 27,007,130	56,61,094	26,12,456	26,77,549	59,59,358	50,15,018
Other British Possessions	5,242	1,745	3,271	5,501	1,268	2,828	906	1,375	1,980	494
TOTAL BRITISH EMPIRE	19,483,806	11,070,232	12,564,033	29,079,376	27,008,398	56,63,922	26,13,362	26,78,924	59,61,161	50,15,512
Netherlands	[illegible]687,976	427,976	205,081	16,500	2,536	3,74,848	1,09,961	92,229	6,786	826
France	1,868	10,278	132,365	34,786	8,830	1,933	6,719	55,488	17,435	2,348
Switzerland	618,240	379,524	1,453,442	3,131,102	80,[illegible]6	3,87,780	1,99,845	6,15,345	13,16,128	42,191
Italy (*including* Fiume)	356,327	58,167	331,853	156,[illegible]0	600	1,71,669	19,964	1,80,227	70,754	193
Austria	96,304	114,925	53,947	502,099	474	54,786	29,240	25,498	3,08,417	196
Czechoslovakia	6,614	..	..	..	..	5,139	..	..	..	..
Japan	29,630	75,424	11,366	57,104	329,165	8,356	12,966	1,752	6,752	41,472
United States of America—										
Viâ Atlantic Coast	5,[illegible]3,695	2,[illegible]9,391	1,39[illegible],059	304,142	31,[illegible]9	[illegible],02,481	8,12,065	3,45,132	[illegible],21[illegible]	7,[illegible]3
Other Foreign Countries	3,[illegible]57	18,771	16,749	4,[illegible]08	347	4,[illegible]92	5,42[illegible]	6,081	2,[illegible]7	[illegible]41
TOTAL FOREIGN COUNTRIES	7,454,411	3,724,454	3,[illegible],471	4,207,741	449,217	12,08,225	12,56,209	12,90,668	17,07,782	96,[illegible]31

No. 10—*continued*

ARTICLES, AND COUNTRIES OF CONSIGNMENT, ALSO SHARE OF EACH PROVINCE	QUANTITY					VALUE				
	1929-30	1930-31	1931-32	1932-33	1933-34	1929-30	1930-31	1931-32	1932-33	1933-34
						R	R	R	R	R
Textiles—*continued*										
Cotton—*continued*										
***Manufactures*—continued**										
Piecegoods—*continued*										
Coloured, Printed or Dyed—*contd.*										
Dyed Goods—*continued*										
Cambrics, *including* Madapollams, Muslins, Mulls and Jaconets (III. P)—*continued*	Yards	Yards	Yards	Yards	Yards					
Share of Bengal	3,066,553	2,313,973	3,672,960	6,696,179	6,131,433	11,24,707	6,42,598	9,21,791	13,53,290	11,03,281
„ *Bombay*	12,862,013	5,188,907	5,349,552	10,950,345	8,183,069	43,01,829	13,35,304	16,06,373	30,57,533	16,23,465
„ *Sind*	7,078,075	4,663,667	5,244,887	10,276,952	7,177,345	21,00,251	11,65,161	10,98,398	20,59,650	12,49,892
„ *Madras*	2,049,178	1,077,542	1,533,947	4,190,123	5,250,253	6,55,365	4,95,675	3,55,117	9,05,769	9,35,726
„ *Burma*	1,882,198	780,617	825,558	1,174,018	715,515	6,69,995	2,30,833	87,938	2,92,737	1,60,275
TOTAL	26,938,217	14,794,686	16,226,904	33,287,617	27,457,615	88,52,147	38,69,571	39,69,617	76,68,984	51,12,043
Chadars (III. P)—	Yards	Yards	Yards	Yards	Yards					
TOTAL BRITISH EMPIRE	439	..	..	25	880	800	..	..	2	574
Share of Bombay	..	..	..	..	*880*	..	..	..	..	*574*
„ *Sind*	*439*	..	..	..	..	*800*	..	..	..	..
„ *Madras*	..	..	..	*25*	..	..	..	..	2	..
TOTAL	439	..	..	25	880	800	..	..	2	574
Checks, Spots and Stripes (III. P)—	Yards	Yards	Yards	Yards	Yards					
United Kingdom (*including* Channel Islands)	10,419,025	4,062,770	1,751,192	5,089,418	5,651,911	47,24,949	15,84,678	5,93,076	18,23,543	20,77,056
Other British Possessions	274	1,335	691	6,185	11,101	263	1,252	384	2,782	4,764
TOTAL BRITISH EMPIRE	10,419,299	4,064,105	1,751,883	5,097,603	5,663,012	47,25,212	15,85,925	5,94,360	18,26,325	20,81,810
Germany	10,376	6,467	..	..	..	5,052	3,350	..	..	..
Netherlands	14,839	44,141	8,123	3,091	..	8,255	26,120	5,429	643	..
Belgium	1,320	..	..	16,271	175	662	..	..	8,184	158
Switzerland	357,673	..	17,535	..	..	2,57,637	..	6,672	..	..
Italy (*including* Fiume)	107,580	19,236	62,075	20,864	..	67,871	7,610	44,224	6,549	..
Austria	69,803	10,843	..	..	..	23,075	6,199	..	..	..
Czechoslovakia	6,737	..	..	..	..	5,279	..	..	..	..
Persia	447	..	..	..	50,592	214	..	..	..	11,945
Japan	413,075	438,611	360,905	1,056,549	460,062	1,25,318	1,12,410	81,179	2,03,008	88,644
Other Foreign Countries	6,230	121	453	..	2,068	5,362	73	424	..	1,355
TOTAL FOREIGN COUNTRIES	988,070	519,419	449,990	1,096,776	512,897	4,98,725	1,55,776	1,42,928	2,18,384	1,02,102
Share of Bengal	*1,245,924*	*1,257,947*	*630,042*	*1,745,466*	*1,435,537*	[illegible]	*4,21,115*	*1,79,221*	*4,62,220*	*4,79,097*
„ *Bombay*	*5,110,933*	*1,383,443*	*699,350*	*2,057,358*	*2,256,561*	*25,28,954*	*5,71,020*	[illegible]	*9,21,421*	*10,36,612*
„ *Sind*	*710,436*	*33,344*	*55,271*	*241,216*	*118,990*	*2,84,555*	*11,399*	*17,456*	*40,897*	*22,575*
„ *Madras*	*370,884*	*436,611*	*231,216*	*403,916*	*741,794*	*1,83,395*	*1,32,128*	*73,289*	*1,22,038*	*2,18,181*
„ *Burma*	*3,961,012*	*1,502,810*	*505,814*	*1,747,327*	*1,608,317*	*15,91,114*	*5,56,037*	*1,53,823*	*4,98,127*	*4,27,724*
TOTAL	11,407,869	4,583,526	2,201,873	6,194,378	6,175,903	52,23,937	17,41,699	7,37,283	20,44,709	21,83,912
Dhuties (III. P)—	Yards	Yards	Yards	Yards	Yards					
United Kingdom (*including* Channel Islands)	248,627	39,194	69,127	168,048	28,868	62,863	10,089	14,124	29,332	5,121
Ceylon (*excluding* Maldives)	..	..	..	..	40	..	..	..	..	10
TOTAL BRITISH EMPIRE	248,627	39,194	69,127	168,048	28,908	62,863	10,089	14,124	29,332	5,131
TOTAL FOREIGN COUNTRIES	..	..	..	..	11,708	..	..	..	..	2,089
Share of Bengal	..	..	*36,436*	*50,190*	*15,920*	..	..	*1,139*	*10,443*	*2,969*
„ *Bombay*	*159,939*	..	..	*848*	*1,864*	*44,116*	..	..	*648*	*1,096*
„ *Madras*	*31,934*	*33,336*	*17,396*	*99,612*	*15,569*	*11,957*	*7,599*	*3,451*	*15,930*	*2,694*
„ *Burma*	*35,764*	*15,868*	*32,295*	*17,392*	*953*	*6,790*	*2,490*	*3,494*	*2,311*	*461*
TOTAL	248,627	39,194	69,127	168,048	40,636	62,863	10,089	14,124	29,332	7,220

No. 10—*continued*

ARTICLES, AND COUNTRIES OF CONSIGNMENT; ALSO SHARE OF EACH PROVINCE	QUANTITY					VALUE				
	1929-30	1930-31	1931-32	1932-33	1933-34	1929-30	1930-31	1931-32	1932-33	1933-34
						R	R	R	R	R
Textiles—*continued*										
Cotton—*continued*										
Manufactures—continued										
Piece goods—*continued*										
Coloured, Printed or Dyed—*continued*										
Dyed goods—*continued*										
Drills and Jeans (III. P)—	Yards	Yards	Yards	Yards	Yards					
United Kingdom (*including* Channel Islands)	2,760,585	2,585,196	2,134,127	1,891,773	2,390,385	14,27,353	11,61,159	7,31,129	6,80,901	8,79,755
Other British Possessions	..	14,025	..	13,760	14,415	..	3,244	..	3,107	3,508
TOTAL BRITISH EMPIRE	2,760,585	2,599,221	2,134,127	1,905,533	2,404,800	14,27,353	11,64,403	7,31,129	6,84,008	8,83,321
Poland (*including* Dantzig)	..	..	..	38,184	..	..	..	..	19,332	..
Netherlands	84,030	54,168	12,000	..	..	31,314	17,467	2,814	..	..
Italy (*including* Fiume)	107,998	2,132	..	4,256	..	42,191	1,186	..	1,174	..
China (*exclusive* of Hongkong and Macão)	..	..	800	12,000	60,000	..	..	187	2,322	9,808
Japan	6,033,527	4,813,178	6,071,539	8,107,996	6,225,992	17,47,091	10,86,332	13,04,809	12,37,751	8,96,106
United States of America—										
Vid Atlantic Coast	67,201	..	..	..	..	25,542	..	..	..	..
Other Foreign Countries	1,800	123	3,879	1,073	13,628	918	344	2,115	3,330	1,684
TOTAL FOREIGN COUNTRIES	6,294,556	4,869,596	6,087,218	8,153,459	6,299,620	18,47,056	11,05,332	13,09,125	12,63,909	9,07,598
Share of Bengal	*636,342*	*1,149,279*	*2,671,772*	*4,377,720*	*2,975,997*	*2,20,865*	*3,69,770*	*5,51,267*	*6,97,137*	*4,95,491*
" *Bombay*	*2,916,443*	*2,014,138*	*1,974,710*	*2,342,963*	*2,409,952*	*14,16,704*	*9,39,426*	*6,30,42.*	*7,01,651*	*7,33,028*
" *Sind*	*229,736*	*223,490*	*330,208*	*632,633*	*638,312*	*79,295*	*53,230*	*70,496*	*88,028*	*68,769*
" *Madras*	*440,067*	*935,589*	*871,453*	*110,730*	*533,296*	*1,23,018*	*2,44,446*	*1,80,154*	*20,585*	*1,07,456*
" *Burma*	*4,832,554*	*3,146,331*	*2,873,302*	*2,794,946*	*2,346,863*	*14,30,197*	*7,62,813*	*8,67,540*	*4,71,416*	*3,39,440*
TOTAL	9,055,141	7,468,817	8,221,345	10,068,992	8,704,420	32,75,009	22,69,735	19,40,254	19,47,917	17,90,919
Flannel and Flannelettes (III. P)—	Yards	Yards	Yards	Yards	Yards					
United Kingdom (*including* Channel Islands)	222,425	17,768	268,631	57,817	142,195	74,844	8,060	55,387	13,831	87,898
Other British Possessions	4,500	18,000	614	..	..	1,406	4,500	116	..	..
TOTAL BRITISH EMPIRE	226,925	35,768	269,245	57,817	142,195	76,250	12,560	55,473	13,831	87,898
Germany	9,488	410	2,167	870	202	3,742	892	1,971	935	903
Italy (*including* Fiume)	384,672	258,139	29,893	100,844	43,865	1,23,777	55,141	6,034	18,732	14,071
Japan	2,562,243	2,367,857	4,538,599	7,828,910	1,288,299	6,45,470	4,37,724	8,25,936	10,46,628	1,33,993
Other Foreign Countries	..	1,494	2,946	990	..	..	1,183	1,189	139	..
TOTAL FOREIGN COUNTRIES	2,956,403	2,627,900	4,574,605	7,931,614	1,430,366	7,77,949	4,94,940	8,35,730	10,66,464	1,88,967
Share of Bengal	*659,766*	*959,231*	*2,332,942*	*3,316,239*	*673,190*	*1,67,393*	*1,75,141*	*4,26,019*	*4,66,999*	*66,747*
" *Bombay*	*1,486,993*	*412,738*	*1,110,148*	*1,904,453*	*644,008*	*3,16,003*	*86,928*	*2,03,360*	*2,51,992*	*86,116*
" *Sind*	*310,945*	*468,776*	*669,257*	*1,266,712*	*360,282*	*90,276*	*94,658*	*1,19,776*	*1,97,412*	*74,547*
" *Madras*	*124,499*	*23,939*	*10*	*84,751*	*1,045*	*32,746*	*6,173*	*44*	*13,747*	*516*
" *Burma*	*691,257*	*799,103*	*761,428*	*1,349,278*	*91,900*	*1,77,721*	*1,44,499*	*1,87,154*	*1,84,148*	*12,830*
TOTAL	3,183,328	2,663,668	4,843,850	7,920,431	1,872,561	8,54,239	5,07,509	8,91,303	10,80,298	2,36,756
Italian Cloth and Sateens (III. P)—	Yards	Yards	Yards	Yards	Yards					
United Kingdom (*including* Channel Islands)	16,211,073	9,029,577	10,764,890	20,072,367	9,912,316	92,14,321	31,48,609	31,76,454	51,18,291	24,42,178
Straits Settlements	11,935	4,904	..	..	..	5,969	2,445	..	..	..
Hongkong	21,690	1,030	..	12,338	153	16,290	515	..	3,988	38
TOTAL BRITISH EMPIRE	16,244,698	9,035,511	10,764,890	20,084,705	9,912,469	92,36,579	31,51,569	31,76,454	51,22,279	24,42,216

No. 10—*continued*

ARTICLES, AND COUNTRIES OF CONSIGNMENT; ALSO SHARE OF EACH PROVINCE	QUANTITY					VALUE				
	1929-30	1930-31	1931-32	1932-33	1933-34	1929-30	1930-31	1931-32	1932-33	1933-34
Textiles—*continued*						R	R	R	R	R
Cotton—*continued*										
Manufactures—*continued*										
Piece-goods—*continued*										
Coloured, Printed, or Dyed—*continued*										
Dyed goods—*continued*										
Italian Cloth and Sateens (III, P)—*concluded*	Yards	Yards	Yards	Yards	Yards					
Belgium	23,661	..	..	..	..	14,060	..	..	..	..
Switzerland	..	20,329	3,427	38,134	..	..	9,786	1,156	16,026	..
Italy (*including* Fiume)	1,001,831	755,511	938,950	706,474	45,242	4,75,115	2,55,930	2,82,589	1,88,764	6,001
Austria	5,802	64,029	22,270	45,967	..	3,573	24,503	8,189	18,763	..
Japan	526,384	312,078	474,882	752,125	1,413,484	1,53,679	1,02,825	1,10,857	1,35,992	2,51,673
Other Foreign Countries	2,033	560	23,132	17,948	39	1,201	345	11,502	5,000	35
TOTAL FOREIGN COUNTRIES	1,559,861	1,153,107	1,462,661	1,560,648	1,458,765	6,47,634	3,93,389	4,14,293	3,64,545	2,58,309
Share of Bengal	*5,199,199*	*2,769,731*	*3,814,467*	*6,317,272*	*3,161,053*	*18,44,742*	*8,80,061*	*10,48,526*	*13,62,486*	*6,16,516*
,, *Bombay*	*8,103,029*	*3,739,523*	*3,469,359*	*7,648,275*	*5,009,498*	*28,96,609*	*11,43,595*	*10,02,029*	*18,76,352*	*11,29,719*
,, *Sind*	*3,301,200*	*2,861,956*	*4,595,937*	*6,295,126*	*2,312,180*	*15,08,029*	*11,76,369*	*13,83,745*	*17,92,656*	*7,46,786*
,, *Madras*	*499,954*	*357,992*	*133,369*	*963,485*	*1,22,711*	*2,04,258*	*1,31,428*	*34,770*	*2,22,465*	*23,300*
,, *Burma*	*701,817*	*457,516*	*284,369*	*621,195*	*765,792*	*4,30,545*	*2,13,005*	*1,19,877*	*2,32,865*	*2,24,204*
TOTAL	17,804,559	10,184,618	12,227,651	21,045,353	11,371,234	68,84,213	35,44,958	35,88,967	54,86,824	27,40,525
Longis (III, P)—	Yards	Yards	Yards	Yards	Yards					
United Kingdom (*including* Channel Islands)	67,479	..	119,383	234,010	37,163	32,136	..	34,048	79,182	14,128
Other British Possessions	455	6,705	1,413	2,382	930	155	2,474	594	855	269
TOTAL BRITISH EMPIRE	67,934	6,705	120,796	236,392	38,093	32,291	2,474	34,642	80,037	14,397
Netherlands	79,180	22,469	7,734	..	..	41,308	7,904	3,131	..	..
Japan	4,000	..	68,800	286,264	185,392	1,847	..	10,600	52,580	29,714
TOTAL FOREIGN COUNTRIES	83,180	22,469	76,534	286,264	185,392	43,155	7,904	13,731	52,580	29,714
Share of Bengal	*20,153*	*11,520*	*193,083*	*563,170*	*209,076*	*43,272*	*5,293*	*46,895*	*1,28,548*	*38,467*
,, *Bombay*	..	..	..	*3,381*	..	..	..	..	*1,606*	..
,, *Sind*	*28,533*	*10,949*	..	..	..	*16,855*	*2,612*	..	..	..
,, *Madras*	*455*	*6,705*	*4,101*	*6,105*	*7,209*	*155*	*2,474*	*1,439*	*3,463*	*2,015*
,, *Burma*	*31,571*	..	*110*	..	*7,200*	*15,164*	..	*39*	..	*3,486*
TOTAL	151,114	29,174	197,330	572,656	223,485	75,446	10,378	48,373	1,32,617	44,111
Prints and Chints (III, P)—	Yards	Yards	Yards	Yards	Yards					
United Kingdom (*including* Channel Islands)	4,220,929	1,663,504	2,441,846	4,061,173	2,160,762	12,97,359	5,34,433	5,17,541	9,06,604	4,64,565
Other British Possessions	1,374	17,971	15,277	9,961	11,547	512	4,358	5,107	2,032	3,085
TOTAL BRITISH EMPIRE	4,222,303	1,683,475	2,457,123	4,071,134	2,181,309	12,97,901	5,38,791	5,22,648	9,08,636	4,67,650
Japan	320,758	380,145	631,034	158,643	253,202	67,790	73,562	91,105	49,932	30,759
Other Foreign Countries	..	9,166	1,527	1,380	270	..	5,747	781	674	246
TOTAL FOREIGN COUNTRIES	320,758	389,311	632,561	160,023	253,562	67,790	79,309	91,886	50,606	31,005
Share of Bengal	*56,564*	..	*1,420,231*	*2,116,077*	*89,363*	*19,121*	..	*3,27,543*	*3,37,934*	*1,58,794*
,, *Bombay*	*195,955*	*47,226*	*59,195*	*111,409*	*67,037*	*62,194*	*13,117*	*13,284*	*2,462*	*[illegible]12,152*
,, *Sind*	..	*1,661*	*5,326*	*3,392*	*230*	..	*805*	*3,250*	*2,175*	*120*
,, *Madras*	*3,919,630*	*1,752,757*	*1,139,788*	*2,813,903*	*1,445,519*	*11,57,132*	*5,27,990*	*2,19,511*	*5,19,609*	*[illegible]*
,, *Burma*	*367,609*	*271,741*	*13,161*	*2,376*	*14,213*	*1,27,244*	*76,445*	*27,446*	*16,[illegible]*	*13,756*
TOTAL	4,543,061	2,072,786	3,089,684	4,531,157	2,436,871	13,65,691	6,18,100	6,14,534	9,52,[illegible]	4,[illegible]

No. 10—*continued*

ARTICLES AND COUNTRIES OF CONSIGNMENT; ALSO SHARE OF EACH PROVINCE	QUANTITY					VALUE				
	1929-30	1930-31	1931-32	1932-33	1933-34	1929-30	1930-31	1931-32	1932-33	1933-34
						R	R	R	R	R
Textiles—*continued*										
Cotton—*continued*										
Manufactures—continued										
Piecegoods—*continued*										
Coloured, Printed, or Dyed—*continued*										
Dyed goods—*continued*										
Saries and Scarves (III. P)—	Yards	Yards	Yards	Yards	Yards					
United Kingdom (*including* Channel Islands)	3,245,410	2,583,784	822,483	1,110,237	1,956,910	12,07,236	7,87,964	2,05,197	2,65,517	3,82,060
Other British Possessions	15,351	14,208	9,916	11,185	821	4,564	2,702	3,497	2,889	203
TOTAL BRITISH EMPIRE	3,260,761	2,597,992	832,399	1,121,422	1,957,731	12,11,799	7,90,666	2,08,694	2,68,406	3,82,263
Netherlands	78,582	64,048	31,164	..	..	29,627	22,076	8,476	..	..
France	..	..	12,325	13,728	..	..	..	4,819	6,068	..
Switzerland	2,091	..	22,274	19,963	..	2,774	..	9,831	10,750	..
Italy (*including* Fiume)	794	6,114	8,169	11,712	..	1,208	3,437	3,627	5,298	..
Austria	1,400	..	..	49,486	3,028	1,547	..	..	22,075	1,425
Japan	..	..	23,886	10,800	79,925	..	..	5,755	1,590	3,737
Other Foreign Countries	..	..	..	54	..	..	..	..	26	..
TOTAL FOREIGN COUNTRIES	82,817	70,162	97,818	105,737	82,953	45,366	25,513	32,497	45,803	10,162
Share of Bengal	*217,453*	*475,691*	*554,221*	*376,910*	*1,269,954*	*1,09,548*	*1,33,087*	*1,47,329*	*32,438*	*2,18,968*
,, *Bombay*	*53,547*	*14,900*	*40,376*	*125,353*	*7,409*	*22,205*	*6,277*	*16,678*	*53,771*	*3,081*
,, *Sind*	..	*6,114*	*2,394*	..	..	..	*3,437*	*1,589*	..	..
,, *Madras*	*3,064,978*	*2,160,207*	*333,228*	*724,356*	*762,885*	*11,21,797*	*6,69,793*	*76,598*	*1,78,000*	*1,76,215*
,, *Burma*	*7,600*	*11,242*	..	..	*440*	*3,605*	*3,480*	..	..	*110*
TOTAL	3,343,578	2,668,154	930,217	1,227,159	2,040,684	12,57,155	8,16,079	2,41,191	3,14,209	3,92,425
Shirtings (III. P)—	Yards	Yards	Yards	Yards	Yards					
United Kingdom (*including* Channel Islands)	30,749,652	12,835,224	8,551,484	12,818,149	9,897,879	72,87,765	27,96,800	16,58,995	23,55,012	20,10,884
Straits Settlements	6,200	37,434	97,739	44,070	72,605	2,310	19,330	35,537	13,218	13,120
Hongkong	36,538	90,609	23,190	61,419	2,489	10,007	26,235	7,052	20,641	800
Other British Possessions	60	1,082	726	9,917	8,502	45	852	242	490	1,777
TOTAL BRITISH EMPIRE	30,792,450	12,965,249	8,673,339	12,933,555	9,981,475	73,01,127	28,42,717	17,01,826	23,89,356	20,34,582
Netherlands	3,011,329	2,677,854	840,164	1,139,315	121,051	12,05,234	8,38,659	2,29,818	2,60,631	29,212
Italy (*including* Fiume)	253,132	36,580	33,018	136,915	33	84,988	7,215	9,798	38,200	10
China (*exclusive* of Hongkong and Macão)	8,953	514	25,168	50,073	64,403	5,517	189	4,986	9,135	9,894
Japan	14,504,815	9,445,449	11,520,962	15,385,5 6	8,125,493	28,16,604	14,94,103	15,89,121	19,00,788	9,10,413
Other Foreign Countries	16,833	3,010	5,898	5,673	12,648	6,721	2,126	3,681	3,465	3,590
TOTAL FOREIGN COUNTRIES	17,795,062	12,163,407	12,475,810	16,787,572	8,723,628	41,19,014	23,42,307	18,37,354	22,21,219	9,52,119
Share of Bengal	*9,856,538*	*4,905,537*	*2,639,078*	*6,597,6 9*	*3,441,322*	*22,15,026*	*9,33,967*	*6,41,348*	*9,35,851*	*6,83,288*
,, *Bombay*	*16,499,020*	*5,634,953*	*6,286,063*	*6,401,572*	*6,946,062*	*39,51,790*	*13,35,842*	*7,92,496*	*10,35,710*	*9,93,036*
,, *Sind*	*7,170,356*	*3,807,772*	*3,179,400*	*4,430,702*	*3,371,251*	*17,26,867*	*8,35,918*	*6,93,586*	*8,62,427*	*6,60,038*
,, *Madras*	*1,168,548*	*814,904*	*495,656*	*1,214,789*	*1,111,772*	*2,73,299*	*1,37,358*	*1,24,036*	*1,61,293*	*1,44,348*
,, *Burma*	*13,362,780*	*9,961,490*	*10,158,042*	*11,026,405*	*5,394,456*	*32,46,169*	*20,52,499*	*15,77,511*	*16,15,594*	*7,52,038*
TOTAL	48,597,512	25,128,636	21,142,149	24,671,127	18,305,103	1,16,20,141	61,85,024	35,39,180	46,10,575	29,86,701
Twills (III. P)—	Yards	Yards	Yards	Yards	Yards					
United Kingdom (*including* Channel Islands)	11,100,652	6,668,551	8,671,676	9,699,155	9,147,313	44,16,798	24,01,891	20,91,649	27,52,674	26,91,513
Hongkong	15,840	142	..	..	..	8,160	142	..	..	..
Other British Possessions	..	671	30	2,648	2,700	..	336	20	848	1,543
TOTAL BRITISH EMPIRE	11,116,492	6,669,411	8,671,706	9,701,803	9,150,013	44,24,958	24,02,369	20,91,669	27,53,522	26,93,056

No. 10—*continued*

ARTICLES, AND COUNTRIES OF CONSIGNMENT; ALSO SHARE OF EACH PROVINCE	Quantity					Value				
	1929-30	1930-31	1931-32	1932-33	1933-34	1929-30	1930-31	1931-32	1932-33	1933-34
						R	R	R	R	R
Textiles—*continued*										
Cotton—*continued*										
***Manufactures*—continued**										
Piecegoods—*continued*										
(Coloured, Printed, or Dyed—*continued*										
Dyed goods—*continued*										
Twills (III. P)—*continued*	Yards	Yards	Yards	Yards	Yards					
Germany	10,996	..	545	10,652	..	8,066	..	191	8,523	..
Netherlands	21,542	10,880	5,360	..	..	9,669	1,895	1,037	..	..
Italy (*including* Fiume)	1,907,021	1,357,684	1,495,111	1,337,875	159,425	8,97,658	6,08,010	4,74,785	4,19,848	44,173
Japan	1,286,821	2,098,601	3,004,478	4,935,917	3,282,130	4,03,070	5,16,447	6,16,379	8,17,554	5,33,494
Other Foreign Countries	13,586	3,033	4,420	14,171	1,221	6,678	1,198	1,686	4,021	1,510
TOTAL FOREIGN COUNTRIES	3,240,766	3,470,258	4,509,914	6,298,615	3,442,776	13,25,141	11,27,550	10,94,078	12,44,946	5,79,177
Share of Bengal	*655,612*	*1,496,618*	*1,766,778*	*1,991,051*	*1,566,460*	*2,10,597*	*3,71,037*	*3,83,308*	*3,56,327*	*2,98,717*
,, *Bombay*	*6,189,324*	*4,029,030*	*3,328,825*	*5,582,980*	*5,456,597*	*29,70,251*	*16,74,944*	*10,45,574*	*17,76,504*	*16,44,837*
,, *Sind*	*4,925,673*	*2,607,903*	*6,226,340*	*5,165,349*	*2,840,607*	*13,50,568*	*6,88,132*	*11,90,410*	*10,23,677*	*5,40,054*
,, *Madras*	*222,761*	*205,426*	*212,713*	*400,337*	*704,446*	*1,20,039*	*68,842*	*1,02,654*	*1,48,280*	*2,59,669*
,, *Burma*	*2,363,338*	*1,800,692*	*1,646,944*	*2,860,701*	*2,029,359*	*10,93,644*	*7,26,964*	*4,63,641*	*6,93,695*	*5,28,966*
TOTAL	14,357,258	10,139,969	13,181,600	16,000,418	12,597,999	57,50,099	35,29,910	31,85,587	39,08,483	32,72,233
Woven Lungis and Sarongs (III. P)—	Yards	Yards	Yards	Yards	Yards					
United Kingdom (*including* Channel Islands)	247,391	67,048	107,465	32,626	6,820	99,383	26,492	35,735	11,445	1,508
Other British Possessions	2,170	66	489	1,972	2,903	1,485	39	330	1,024	483
TOTAL BRITISH EMPIRE	249,554	67,114	107,954	34,597	9,723	1,00,868	26,531	36,065	12,469	2,051
Netherlands	144,765	138,888	170,679	697	..	77,103	64,020	36,251	364	..
Japan	..	13,440	256,430	3,02,843	774,215	..	5,318	61,368	70,202	1,23,402
Other Foreign Countries	2,880	1,218	380	1,816	153	1,262	855	126	649	101
TOTAL FOREIGN COUNTRIES	147,645	153,546	427,489	305,356	774,368	78,365	70,188	97,745	71,215	1,23,503
Share of Bengal	*142,409*	*153,612*	*472,148*	*339,083*	*729,045*	*74,997*	*69,662*	*1,11,628*	*61,104*	*1,15,757*
,, *Bombay*	*140,141*	*91,679*	*27,927*	*71,309*	*53,994*	*56,011*	*8,315*	*7,231*	*16,118*	*9,440*
,, *Madras*	*570*	*20*	..	*400*	*785*	*885*	*10*	..	*200*	*198*
,, *Burma*	*114,079*	*45,356*	*35,368*	*19,162*	*261*	*47,940*	*18,726*	*15,061*	*6,262*	*159*
TOTAL	397,199	220,660	535,443	429,953	784,091	1,79,233	96,719	1,33,810	83,684	1,25,554
Unspecified descriptions (III. P)—	Yards	Yards	Yards	Yards	Yards					
United Kingdom (*including* Channel Islands)	7,302,226	8,178,570	6,934,332	10,335,761	8,145,763	26,15,381	33,35,587	29,49,197	38,67,767	30,05,583
Ceylon (*including* Maldives)	254,227	271,554	285,826	140,342	52,313	1,28,701	1,12,679	94,952	52,167	13,882
Straits Settlements	325,071	143,705	149,113	60,289	71,185	1,71,739	70,123	47,375	22,771	21,836
Hongkong	29,340	225,381	7,723	55,750	5,292	12,492	68,106	2,618	16,197	1,185
Union of South Africa	17,442	6,138	5,072	6,284	2,272	15,127	5,009	5,072	4,218	2,272
Kenya Colony	6,094	17,041	7,279	3,853	4,678	4,783	12,739	7,289	3,489	4,678
Other British Possessions	4,706	6,188	2,900	3,404	1,854	4,187	2,770	3,016	2,492	1,840
TOTAL BRITISH EMPIRE	7,939,106	8,841,635	7,392,245	10,608,683	8,283,377	29,52,410	36,08,013	31,09,513	39,69,101	30,51,276

No. 10—*continued*

ARTICLES, AND COUNTRIES OF CONSIGNMENT; ALSO SHARE OF EACH PROVINCE	QUANTITY					VALUE				
	1929-30	1930-31	1931-32	1932-33	1933-34	1929-30	1930-31	1931-32	1932-33	1933-34
						R	R	R	R	R
Textiles—*continued*										
Cotton—*continued*										
Manufactures—continued										
Piece goods—*continued*										
Coloured, Printed, or Dyed—*continued*										
Dyed goods—*continued*										
Unspecified descriptions (III. P)—*continued*	Yards	Yards	Yards	Yards	Yards					
Germany	297,122	148,847	171,742	80,932	3,656	1,41,118	94,524	1,18,309	60,924	3,403
Netherlands	84,088	48,499	105,681	81,918	25,062	38,158	18,519	47,972	31,751	8,502
Belgium	33,099	18,412	16,713	29,748	5,319	28,052	18,877	14,145	19,950	4,002
France	6,797	4,613	1,277	1,225	2,493	17,518	8,866	2,284	3,215	6,462
Switzerland	105,147	25,051	8,821	36,700	4,142	60,626	19,783	5,974	19,669	2,682
Italy (*including* Fiume)	380,231	331,259	502,274	668,985	72,311	1,74,157	1,53,963	1,62,844	1,97,808	32,561
Austria	4,102	3,451	11,141	4,095	900	4,986	2,466	6,848	2,008	800
China (*exclusive* of Hongkong and Macão)	22,293	38,160	40,546	19,144	1,583	8,002	10,585	6,578	2,678	1,249
Japan	1,929,443	3,507,311	1,698,782	4,272,617	2,385,556	4,47,576	6,89,604	4,98,161	10,04,479	5,17,083
Portuguese East Africa	2,902	1,502	819	519	23,124	2,640	1,476	819	519	7,491
United States of America—										
Vid Atlantic Coast	156,928	132,953	128,850	141,567	38,710	64,952	74,814	48,961	34,582	8,075
,, Pacific ,,	120	..	10	55	..	45	..	13	22	..
Other Foreign Countries	19,382	20,973	6,416	15,826	4,861	11,543	11,961	3,613	6,494	4,494
TOTAL FOREIGN COUNTRIES	3,041,804	4,281,091	2,702,072	5,352,726	2,568,617	9,99,373	11,05,438	9,11,061	13,93,099	5,96,305
Share of Bengal	*3,133,392*	*6,644,418*	*6,545,816*	*9,564,774*	*6,343,628*	*9,15,739*	*25,80,676*	*37,43,100*	*34,41,877*	*22,18,021*
,, *Bombay*	*3,154,620*	*2,116,173*	*1,254,237*	*2,468,424*	*1,816,988*	*10,87,807*	*6,95,713*	*4,46,801*	*6,19,746*	*3,26,924*
,, *Sind*	*1,109,745*	*171,315*	*299,758*	*816,351*	*153,940*	*3,29,861*	*78,315*	*1,02,933*	*1,96,067*	*46,433*
,, *Madras*	*1,631,481*	*927,610*	*826,442*	*799,755*	*1,481,606*	*6,90,115*	*4,26,252*	*3,01,967*	*2,93,908*	*4,60,348*
,, *Burma*	*1,951,678*	*3,263,210*	*1,178,034*	*2,307,105*	*1,055,832*	*7,29,281*	*9,32,495*	*4,35,793*	*7,46,015*	*3,96,776*
TOTAL	10,980,010	13,122,726	10,004,317	15,956,409	10,851,994	39,51,783	47,13,451	40,20,574	53,62,300	26,47,581
Total Dyed Goods—	Yards	Yards	Yards	Yards	Yards					
United Kingdom (*including* Channel Islands)	106,274,081	58,796,673	55,197,578	94,694,910	76,405,145	3,51,01,481	1,84,08,113	1,47,38,991	2,38,63,597	1,90,76,910
Ceylon (*including* Maldives)	267,722	299,095	287,632	148,260	67,697	1,32,191	1,17,699	95,604	54,852	17,267
Straits Settlements	354,637	214,908	276,501	138,001	174,833	1,87,409	1,01,235	93,044	65,496	43,457
Hongkong	107,908	335,279	31,213	142,707	21,134	46,355	99,534	9,801	43,866	5,323
Union of South Africa	17,442	6,138	5,072	4,281	2,272	15,127	5,009	5,072	4,218	2,273
Kenya Colony	6,094	17,041	7,279	3,853	4,678	4,783	12,739	7,249	3,449	4,678
Other British Possessions	5,145	5,578	3,572	14,180	1,454	4,947	5,040	3,769	3,122	1,840
TOTAL BRITISH EMPIRE	107,032,979	59,675,612	55,808,847	95,146,196	76,767,613	3 56,94,333	1,87,49,369	1,49,53,541	2,40,18,640	1,91,51,737
Poland (*including* Dantzig)	..	..	..	28,134	..	..	..	..	19,212	..
Germany	335,530	168,006	192,092	105,041	9,481	1,64,877	1,05,762	1,31,497	83,496	7,718
Netherlands	4,229,942	3,490,330	1,487,042	1,242,671	149,569	18,39,478	11,67,725	4,17,066	3,09,641	88,340
Belgium	39,079	18,412	20,784	50,741	5,434	32,208	18,877	15,794	30,769	4,160
France	13,576	17,737	146,839	55,010	6,629	22,780	19,023	68,466	29,758	9,189
Switzerland	1,083,234	424,904	1,505,5 8	3,225,899	84,0 8	7,08,879	2,29,614	6 28,968	13,62,582	45,473
Italy (*including* Fiume)	4,503,426	2,826,040	3,402,248	3,166,452	321,476	20,30,846	11,13,344	11,43,768	9,47,713	97,601
Austria	193,897	195,046	91,778	602,541	4,602	92,376	62,965	41,713	2,51,263	2,219
Czechoslovakia	27,093	7,977	2,341	8,420	2,447	17,979	3,972	1,411	3,719	3,820
Persia	3,212	15,234	5,623	9,838	50,765	1,904	2,942	4,726	1,965	12,096
China (*exclusive* of Hongkong and Macão)	32,646	38,674	86,229	62,207	127,977	14,849	10,774	11,757	14,276	21,016
Japan	27,610,896	23,452,694	28,661,562	43,541,364	24,912,94	64,16,401	45,31,291	50,96,722	66,25,286	36,16,976
Portuguese East Africa	2,902	1,502	819	519	23,124	2,640	1,476	819	519	7,491
United States of America—										
Vid Atlantic Coast	5,877,924	2,774,071	1,527,6 8	453,243	79,7 9	22,08,925	8,88,040	3,94,722	1,17,144	15,457
,, Pacific ,,	120	..	10	55	..	45	..	13	22	..
Other Foreign Countries	16,09	14,031	25,9 9	7,9 5	26,0 3	7,8 7	8,2 9	9,5 9	3,019	5,127
TOTAL FOREIGN COUNTRIES	43,965,132	33,444,770	37,156,563	52,566,130	25,79,,8	1,36,16,422	81,63,863	78,71,121	97,30,408	38,87,641

No. 10—*continued*

ARTICLES, AND COUNTRIES OF CONSIGNMENT; ALSO SHARE OF EACH PROVINCE	QUANTITY					VALUE				
	1929-30	1930-31	1931-32	1932-33	1933-34	1929-30	1930-31	1931-32	1932-33	1933-34
						R	R	R	R	R
Textiles—*continued*										
Cotton—*continued*										
***Manufactures*—continued**										
Piece goods—*continued*										
Coloured, Printed, or Dyed—*continued*										
Dyed goods—*concluded*										
***Total Dyed Goods*—continued**	Yards	Yards	Yards	Yards	Yards					
Share of Bengal	*24,990,805*	*22,067,517*	*27,129,004*	*44,141,528*	*28,639,397*	*75,81,896*	*64,83,107*	*73,46,811*	*96,96,360*	*62,68,244*
,, *Bombay*	*56,895,620*	*24,516,702*	*21,619,968*	*39,571,163*	*30,936,219*	*1,97,31,563*	*76,99,881*	*59,77,750*	*1,03,55,999*	*78,54,028*
,, *Sind*	*24,874,316*	*14,558,228*	*20,548,848*	*18,926,433*	*16,770,143*	*74,86,937*	*41,10,626*	*45,91,998*	*62,57,989*	*33,84,911*
,, *Madras*	*13,524,320*	*9,621,909*	*5,826,209*	*11,251,399*	*12,179,920*	*47,78,671*	*28,98,479*	*14,35,016*	*26,88,370*	*26,88,575*
,, *Burma*	*30,713,251*	*22,055,976*	*17,844,361*	*23,841,902*	*14,037,803*	*95,73,789*	*57,21,129*	*35,74,707*	*47,20,415*	*28,48,460*
TOTAL	150,998,312	93,120,332	92,968,390	147,732,725	102,563,482	4,91,52,756	2,69,13,222	2,29,24,682	3,37,19,133	2,30,32,218
Woven coloured goods—										
Cambrics, *including* Madapollams, Muslins, Mulls and Jaconets (III. P)—	Yards	Yards	Yards	Yards	Yards					
United Kingdom (*including* Channel Islands)	1,357,718	430,003	125,457	369,611	422,858	4,19,498	1,45,007	35,564	1,11,590	1,12,619
Straits Settlements	..	75	..	..	..	..	50	..	..	..
TOTAL BRITISH EMPIRE	1,357,718	430,078	125,457	369,611	422,858	4,19,498	1,45,057	35,564	1,11,590	1,12,619
Netherlands	56,856	23,250	..	20,606	..	27,768	8,853	..	7,194	..
France	..	4,714	994	15,222	..	..	3,162	1,080	9,895	..
Switzerland	168,649	69,207	23,484	44,241	3,138	1,49,669	61,152	18,757	24,281	2,605
Italy (*including* Fiume)	187,687	18,940	3,987	14,229	1,000	77,660	11,681	2,407	7,651	246
Austria	..	..	14,008	5,248	2,768	..	..	6,829	3,208	1,368
United States of America—										
Vid Atlantic Coast	20,071	..	..	..	..	9,856	..	..	..	..
Other Foreign Countries	1,007	18,295	7,762	6,473	..	931	5,732	4,618	2,130	..
TOTAL FOREIGN COUNTRIES	434,270	129,406	50,235	106,019	6,906	2,65,884	90,580	33,691	54,554	4,279
Share of Bengal	*1,463,368*	*301,972*	*105,214*	*345,893*	*227,060*	*5,63,298*	*1,34,695*	*50,920*	*1,14,836*	*65,357*
,, *Bombay*	*188,307*	*112,431*	*6,226*	*76,458*	*103,189*	*76,785*	*55,758*	*1,386*	*32,009*	*31,766*
,, *Sind*	..	..	..	..	*35,965*	*78*	..	..	..	*8,984*
,, *Madras*	*160*	*61,231*	*12,000*	..	*1,940*	*188*	*14,081*	*2,253*	..	*326*
,, *Burma*	*115,153*	*33,850*	*52,353*	*55,279*	*38,630*	*45,033*	*31,303*	*14,697*	*19,300*	*16,975*
TOTAL	1,791,988	559,484	175,802	475,630	429,764	6,85,382	3,35,637	69,256	1,66,144	1,16,898
Chadars (III. P)—	Yards	Yards	Yards	Yards	Yards					
TOTAL BRITISH EMPIRE	..	14,039	420	2,026	..	..	1,695	210	785	..
Share of Bengal	..	*14,039*	..	..	..	..	*1,695*	..	..	..
,, *Bombay*	..	..	*420*	*2,026*	..	..	..	*210*	*785*	..
TOTAL	..	14,039	420	2,026	..	..	1,695	210	785	..
Checks, Spots and Stripes (III. P)—	Yards	Yards	Yards	Yards	Yards					
United Kingdom (*including* Channel Islands)	9,294,603	4,728,951	1,077,724	3,517,809	3,494,923	45,65,344	19,77,644	3,72,062	12,12,733	10,83,865
Other British Possessions	..	1,549	1,902	..	1,380	..	409	590	..	246
TOTAL BRITISH EMPIRE	9,294,603	4,730,500	1,079,626	3,517,809	3,496,303	45,65,344	19,78,053	3,72,652	12,12,733	10,84,111

No. 10—*continued*

ARTICLES, AND COUNTRIES OF CONSIGNMENT; ALSO SHARE OF EACH PROVINCE	QUANTITY					VALUE				
	1929-30	1930-31	1931-32	1932-33	1933-34	1929-30	1930-31	1931-32	1932-33	1933-34
						R	R	R	R	R
Textiles—*continued*										
Cotton—*continued*										
Manufactures—continued										
Piecegoods—*continued*										
Coloured, Printed, or Dyed—*continued*										
Woven coloured goods—*continued*	Yards	Yards	Yards	Yards	Yards					
Checks, Spots and Stripes (ill. P)—*continued*										
Poland (*including* Dantzig)	6,186	..	..	..	..	5,920	..	..	..	..
Netherlands . . .	83,111	3,955	..	..	..	36,822	3,162	..	..	..
Belgium . . .	4,560	5,894	28,507	13,398	..	3,850	4,801	14,392	9,086	..
Italy (*including* Fiume)	210,146	167,170	44,933	13,708	..	1,01,140	67,283	11,621	5,584	..
Iraq	12,000	..	..	..	..	5,011	..	..	..	..
Japan	4,034,569	2,610,032	1,277,247	1,305,406	657,449	10,26,895	5,08,511	2,67,916	2,41,076	1,31,176
Other Foreign Countries .	10,284	14 234	60	7,595	2,662	10,090	6,216	45	3,840	1,333
TOTAL FOREIGN COUNTRIES .	4,360,853	2,801,285	1,350,747	1,340,107	660,111	11,89,428	5,89,513	2,97,974	2,59,586	1,32,509
Share of Bengal . . .	*6,497,400*	*2,692,304*	*724,111*	*855,387*	*819,593*	*23,16,634*	*6,65,361*	*1,62,131*	*2,01,971*	*2,01,989*
„ *Bombay* . .	*6,706,308*	*3,596,301*	*551,719*	*2,151,064*	*1,765,337*	*32,76,334*	*14,05,390*	*1,59,658*	*7,11,748*	*5,68,410*
„ *Madras* .	*20,364*	*32,028*	*10,260*	*20,854*	*31,8 4*	*13,046*	*16,245*	*5,945*	*8,395*	*6,818*
„ *Burma* . . .	*431,384*	*1,210,952*	*1,144,290*	*1,800,611*	*1,638,620*	*1,48,708*	*4,30,370*	*3,,1,893*	*5,48,2 4*	*4,43,416*
TOTAL .	18,655,456	7,531,585	2,430,378	4,857,916	4,156,414	57,54,772	25,07,506	6,70,026	14,7 ,319	12,16,620
Coatings and Trouserings *including* Cashmeres, Serges and Tweeds (ill P)—	Yards	Yards	Yards	Yards	Yards					
United Kingdom (*including* Channel Islands) . .	2,908,371	1,019,015	760,562	1,185,120	1,261,691	18,66,549	6,27,661	2,,7,572	6,35,716	6,89,326
Hongkong	96,545	7,800	..	1,640	..	38,226	2,061	..	8 8	..
Other British Possessions .	3,481	..	12	..	14,400	2,304	..	11	..	2,472
TOTAL BRITISH EMPIRE .	3,008,397	1,026,815	760,574	1,186,760	1,276,091	19,07,079	6,29,742	2,87,583	6,36,019	6,91,798
Poland (*including* Dantzig) .	34,623	11,562	1,965	23,286	..	31,121	4,793	1,055	21,148	..
Germany	135,654	18,397	14,443	7,995	995	72,468	10,355	5,409	5,789	756
Netherlands . . .	188,138	24,217	12,518	..	696	1,24,873	13,088	6,384	..	856
Belgium	682,276	258,331	57,110	93,4 0	5,798	6,16,108	2,05,156	32,924	55,451	3,697
France.	21,287	4,565	1,008	1,103	1,613	17,941	5,689	866	2,292	2,409
Switzerland	9,666	..	2,770	4,062	..	7,241	..	2,967	6,780	..
Italy (*including* Fiume) .	2,351,394	1,080,420	1,233,183	981,042	58,111	16,04,720	5,99,811	4,54,518	3,88,020	26,080
Czechoslovakia . . .	54,574	6,004	3,630	..	..	23,453	4,280	2,451	..	..
Iraq	..	..	12,887	..	..	..	..	6,575	..	..
Japan	382,554	203,185	299,113	1,060,195	1,169,991	1,28,315	57,413	82,073	2,20,0 8	2,33,454
Other Foreign Countries .	20,040	376	8 223	837	100	6,024	2 1	3,991	871	98
TOTAL FOREIGN COUNTRIES	3,880,206	1,607,069	1,646,470	2,192,3 0	1,,37,304	28,32,262	9,00,866	5,56,252	7, 1,148	2,67,777
Share of Bengal . .	*2,236,719*	*667,517*	*404,298*	*752,856*	*964,283*	*12,19,758*	*3,82,079*	*1,40,79 *	*2,26,005*	*2,15,965*
„ *Bombay* . .	*2,243,080*	*835,234*	*401,185*	*834,692*	*792,203*	*1 ,44,365*	*5,13,346*	*1,26, 46*	*3,90,782*	*3,33,997*
„ *Sind* . . .	*1,550,850*	*961,417*	*1,078,743*	*1,130,627*	*696,985*	*11,90,341*	*6,13,016*	*5,00,420*	*3,76,676*	*3,83,471*
„ *Madras* . .	*2,810*	*53*	*333*	..	*1,769*	*56,306*	*72*	*413*	..	*8 9*
„ *Burma* . . .	*855,116*	*169,853*	*522,856*	*666,887*	*56,1 5*	*4,94,871*	*1,22,094*	*1,45, 41*	*1,43,784*	*9,913*
TOTAL .	6,888,603	2,633,874	2,407,444	3,379, 60	2,512,396	45,39,241	15 ,0 ,9 8	6 ,2 ,3	13,37,207	9 49,5 7
Duties (ill. P)—	Yards	Yards	Yards	Yards	Yards					
United Kingdom (*including* Channel Islands) . .	478,170	108,3 1	25,110	152,021	85,111	1,49,917	33,760	8,151	36,5 6	12 1

No. 10—*continued*

ARTICLES, AND COUNTRIES OF CONSIGNMENT; ALSO SHARE OF EACH PROVINCE	QUANTITY					VALUE				
	1929-30	1930-31	1931-32	1932-33	1933-34	1929-30	1930-31	1931-32	1932-33	1933-34
						R	R	R	R	R
Textiles—*continued*										
Cotton—*continued*										
Manufactures—continued										
Piece goods—*continued*										
Coloured, Printed or Dyed—*continued*										
Woven coloured goods—*continued*										
Dhuties (III. P)—*continued*	Yards	Yards	Yards	Yards	Yards					
Japan	864,975	181,500	..	810	..	1,37,721	25,406	..	157	..
United States of America—Vid Atlantic Coast	400	..	..	..	..	563	..	..	..	..
TOTAL FOREIGN COUNTRIES	865,375	181,500	..	810	..	1,38,284	25,406	..	157	..
Share of Bengal	*458,051*	*176,815*	*4,500*	*152,021*	*85,131*	*1,45,406*	*42,053*	*1,470*	*36,515*	*12,842*
,, *Bombay*	*881,594*	*81,500*	..	*810*	..	*1,42,165*	*12,134*	..	*157*	..
,, *Madras*	..	*6,088*	*5,980*	..	..	..	*1,714*	*2,187*	..	..
,, *Burma*	*3,900*	*21,458*	*14,630*	..	..	*630*	*3,205*	*2,494*	..	..
TOTAL	1,343,545	284,861	25,110	152,831	85,131	2,88,201	59,106	6,151	36,672	12,842
Drills and Jeans (III. P)—	Yards	Yards	Yards	Yards	Yards					
United Kingdom (*including* Channel Islands)	1,149,052	227,341	44,043	16,925	4,150	3,46,925	59,739	9,412	14,016	6,113
Straits Settlements	..	..	60	240	..	..	..	25	30	..
TOTAL BRITISH EMPIRE	1,149,052	227,341	44,103	17,165	4,150	3,46,925	59,739	9,437	14,046	6,113
Netherlands	76,150	900	..	..	..	20,181	213	..	..	..
Italy (*including* Fiume)	277,559	..	30,761	21,540	440	1,05,926	..	6,912	3,490	323
Japan	38,261,189	6,465,894	4,108,303	6,161,525	1,880,889	77,66,765	10,66,168	6,00,239	8,03,438	2,25,500
Other Foreign Countries	12,100	30,428	..	..	..	1,929	5,821	..	..	..
TOTAL FOREIGN COUNTRIES	38,626,948	6,497,222	4,139,064	6,183,065	1,881,329	78,94,801	10,72,202	6,07,151	8,06,918	2,25,823
Share of Bengal	*18,552,383*	*2,995,733*	*903,144*	*352,695*	*601,919*	*35,71,736*	*5,51,390*	*1,50,185*	*55,524*	*80,420*
,, *Bombay*	*18,354,067*	*1,369,302*	*1,720,565*	*4,314,269*	*765,710*	*36,58,268*	*3,00,428*	*2,49,393*	*5,76,948*	*93,337*
,, *Sind*	..	*368,000*	*561,352*	*561,600*	*310,800*	..	*55,822*	*73,735*	*61,768*	*32,364*
,, *Madras*	..	*428*	..	..	..	..	*1,446*	..	..	..
,, *Burma*	*5,339,050*	*1,490,100*	*998,106*	*941,646*	*207,050*	*10,11,725*	*2,28,855*	*1,42,775*	*1,26,724*	*25,745*
TOTAL	39,776,000	6,724,563	4,183,167	6,200,230	1,885,479	82,41,726	11,31,941	6,16,588	8,20,964	2,31,936
Flannel and Flannelettes (III. P)—	Yards	Yards	Yards	Yards	Yards					
United Kingdom (*including* Channel Islands)	380,453	402,744	121,696	194,406	195,107	1,89,119	1,19,823	37,824	68,012	61,895
Straits Settlements	..	..	..	..	82,044	..	..	..	..	17,868
TOTAL BRITISH EMPIRE	380,453	402,744	121,696	194,406	277,151	1,89,119	1,19,823	37,824	68,012	79,763
Italy (*including* Fiume)	849,946	174,618	708,460	123,510	..	2,56,925	40,641	1,47,749	40,842	..
Japan	1,566,260	527,290	215,280	896,260	509,394	4,18,316	1,04,091	37,014	1,23,404	1,04,931
Other Foreign Countries	6,238	4,552	5,341	104	..	3,667	2,293	2,617	16	..
TOTAL FOREIGN COUNTRIES	2,422,444	706,460	929,081	1,019,874	509,394	6,78,908	1,47,025	1,87,380	1,64,262	1,04,931
Share of Bengal	*2,060,674*	*711,128*	*185,526*	*749,261*	*122,754*	*5,54,655*	*1,60,999*	*34,066*	*97,922*	*24,294*
,, *Bombay*	*395,952*	*294,435*	*95,687*	*42,194*	*6,949*	*1,67,294*	*71,064*	*24,197*	*8,833*	*1,159*
,, *Sind*	*313,422*	*63,773*	*862,551*	*46,855*	*17,139*	*96,238*	*13,779*	*99,961*	*5,731*	*4,090*
,, *Madras*	..	*9,600*	..	..	..	..	*1,714*	..	..	..
,, *Burma*	*33,749*	*56,463*	*296,993*	*375,940*	*640,373*	*19,540*	*19,292*	*66,950*	*1,19,783*	*1,54,851*
TOTAL	2,802,897	1,109,204	1,050,757	1,214,280	786,545	8,68,027	2,66,948	2,25,204	2,32,274	1,84,694
Lungis and Sarongs (III. P)—	Yards	Yards	Yards	Yards	Yards					
United Kingdom (*including* Channel Islands)	5,285,936	2,026,757	179,090	1,017,238	94,819	22,62,641	7,64,913	78,768	3,84,416	31,445
Straits Settlements	12,982	11,989	..	42	178,288	6,095	5,999	..	23	25,134
Union of South Africa	—	..	32	..	..	..	..	16	..	..
TOTAL BRITISH EMPIRE	5,298,918	2,038,746	179,122	1,017,280	273,107	22,68,736	7,70,912	72,804	3,84,439	56,619

No. 10—*continued*

ARTICLES, AND COUNTRIES OF CONSIGNMENT; ALSO SHARE OF EACH PROVINCE	QUANTITY					VALUE				
	1929-30	1930-31	1931-32	1932-33	1933-34	1929-30	1930-31	1931-32	1932-33	1933-34
						R	R	R	R	R
Textiles—*continued*										
Cotton—*continued*										
Manufactures—continued										
Piecegoods—*continued*										
Coloured, Printed or Dyed—*continued*										
Woven coloured goods—*continued*										
Lungis and Sarongs (III. P)—*continued*	Yards	Yards	Yards	Yards	Yards					
Netherlands	6,234,196	3,571,842	396,148	788,391	23,601	32,22,427	17,07,126	1,87,283	3,40,436	10,469
Japan	536,642	4,236,052	6,414,235	6,733,736	5,922,602	1,91,075	11,84,841	14,85,527	11,19,427	8,98,173
Other Foreign Countries	1,364	6,372	12,648	..	..	1,353	3,866	2,409	..	..
TOTAL FOREIGN COUNTRIES	6,772,202	7,814,266	6,823,031	7,472,127	59,46,203	34,14,855	28,95,833	16,55,219	13,59,863	9,08,642
Share of Bengal	*3,693,542*	*1,352,517*	*102,510*	*714,876*	*546,638*	*17,43,464*	*6,00,129*	*27,152*	*1,66,391*	*96,813*
,, *Bombay*	*325,177*	*94,113*	*21,693*	*16,499*	*5,151*	*1,22,039*	*43,811*	*1,830*	*3,307*	*1,504*
,, *Sind*	*23,207*	*24,276*	..	*38,020*	*18,400*	*14,392*	*9,673*	..	*13,400*	*5,611*
,, *Burma*	*8,019,194*	*8,382,106*	*6,877,950*	*7,720,012*	*5,609,091*	*33,03 496*	*31,13,132*	*16,95,341*	*15,61,206*	*9,60,633*
TOTAL	12,071,120	9,853,012	7,002,153	8,489,407	6,219,310	50,83,591	36,66,745	17,28,023	17,44,904	9,65,261
Prints and Chints (III. P)—	Yards	Yards	Yards	Yards	Yards					
United Kingdom (*including* Channel Islands)	130,708	2,031	6,128	6,446	239,216	42,683	2,020	3,046	2,754	42,025
Other British Possessions	49	58	..	..	..	50	40	..	..	..
TOTAL BRITISH EMPIRE	130,757	2,089	6,128	6,446	239,216	42,733	2,060	3,046	2,754	42,025
TOTAL FOREIGN COUNTRIES	136	65	18,300	589	997	257	139	2,204	240	743
Share of Bengal	*114,273*	..	*23,581*	*2,978*	*238,490*	*33,693*	..	*4,678*	*1,344*	*40,871*
,, *Bombay*	*16,525*	*950*	*255*	*3,468*	*1,235*	*9,119*	*1,022*	*350*	*910*	*1,268*
,, *Madras*	*95*	..	..	..	..	*178*	..	..	..	..
,, *Burma*	..	*1,204*	*592*	*589*	*488*	..	*1,177*	*422*	*240*	*379*
TOTAL	130,893	2,154	24,428	7,035	240,213	42,990	2,199	5,250	2,994	43,368
Saris and Scarves (III. P)—										
United Kingdom (*including* Channel Islands)	1,660,185	1,454,204	194,373	190,905	412,412	4,94,829	3,70,412	49,2[illegible]	39,514	81,409
Netherlands	15,770	11,765	..	..	..	7,241	6,513	..	..	..
Switzerland	16,384	36,946	..	..	..	7,183	21,306	..	..	..
Italy (*including* Fiume)	8,162	..	..	..	..	5,957	..	..	..	..
Japan	..	..	..	..	222,052	..	..	..	..	29,412
Other Foreign Countries	500	10,533	4,200	12,761	..	560	3,241	1,890	2,848	..
TOTAL FOREIGN COUNTRIES	40,816	59,264	4,200	12,761	222,05-	20,941	29,070	1,[illegible]	2,848	29,412
Share of Bengal	*1,640,704*	*1,376,330*	*142,661*	*181,504*	*364,734*	*4,90,314*	*3,56,730*	*37,206*	*36,421*	*67,213*
,, *Bombay*	*67,706*	*20,568*	*4,200*	*21,761*	*36*	*21,022*	*7,779*	*1,890*	*5,941*	*9*
,, *Madras*	*12,591*	*56,752*	*27,951*	..	*69,696*	*4,434*	*15,002*	*6,669*	..	*23,579*
,, *Burma*	..	*29,788*	*13,521*	..	..	..	*9,911*	*4,434*	..	..
TOTAL	1,701,001	1,513,456	196,533	203,666	634,464	5,15,770	3,99,492	51,068	42,362	1,10,821
Shirtings (III. P)—	Yards	Yards	Yards	Yards	Yards					
United Kingdom (*including* Channel Islands)	7,542,021	4,491,427	1,272,046	4,060,530	2,718,[illegible]	22,68,727	13,53,267	4,91,[illegible]0	13,78,543	7,29,154
Aden and Dependencies	46,800	8,100	..	..	..	7,564	1,287	..	..	..
Straits Settlements	..	101,706	6,219	..	28	..	17,094	1,[illegible]	..	5
Other British Possessions	..	21,226	1,165	6,128	2,240	..	4,149	[illegible]50	[illegible]22	177
TOTAL BRITISH EMPIRE	7,588,821	4,626,459	1,277,430	4,066,658	2,721,[illegible]	22,76,291	13,75,797	4,93,[illegible]	1,[illegible],[illegible]	7,[illegible],[illegible]

No. 10—*continued*

ARTICLES AND COUNTRIES OF CONSIGNMENT; ALSO SHARE OF EACH PROVINCE	Quantity					Value				
	1929-30	1930-31	1931-32	1932-33	1933-34	1929-30	1930-31	1931-32	1932-33	1933-34
						R	R	R	R	R
Textiles—*continued*										
Cotton—*continued*										
Manufactures—continued										
Piecegoods—*continued*										
Coloured, Printed, or Dyed—*continued.*										
Woven coloured goods—*continued*										
Shirtings (III-P)—*continued*	Yards	Yards	Yards	Yards	Yards					
Germany	43,067	1,204	..	1,653	6,012	15,403	1,256	..	1,232	3,167
Netherlands	9,832	108,747	151,809	2,146	..	3,762	34,425	42,942	1,192	..
France	118,384	28,060	33	..	..	37,573	15,086	49	..	..
Italy (*including* Fiume)	1,531,898	540,112	452,343	172,636	..	4,95,891	1,75,711	1,04,091	40,239	..
Czechoslovakia	165,046	28,471	..	..	..	50,240	8,892	..	..	..
Japan	16,545,323	8,968,877	3,374,800	4,005,002	1,516,098	34,81,643	6,65,282	7,41,296	7,33,352	2,74,971
Other Foreign Countries	15,004	1,023	..	..	396	3,328	832	..	..	66
TOTAL FOREIGN COUNTRIES	18,428,504	4,676,404	3,978,485	4,181,437	1,522,506	40,87,849	9,01,484	8,88,378	7,76,015	2,78,204
Share of Bengal	*9,587,540*	*2,462,805*	*947,210*	*573,287*	*230,926*	*23,12,299*	*4,91,704*	*1,67,497*	*1,00,867*	*60,307*
,, *Bombay*	*5,478,871*	*835,782*	*282,581*	*635,520*	*141,309*	*15,40,194*	*2,93,600*	*58,620*	*1,15,930*	*51,160*
,, *Sind*	*7,111,064*	*2,319,636*	*272,962*	*1,833,033*	*2,260,689*	*25,18,945*	*10,56,704*	*90,111*	*5,42,189*	*5,63,416*
,, *Madras*	*1,939*	*14,518*	*7,130*	..	*90*	*1,384*	*4,387*	*1,840*	..	*62*
,, *Burma*	*3,837,911*	*3,170,212*	*3,746,032*	*5,151,955*	*1,610,728*	*9,85,308*	*9,30,316*	*10,64,062*	*13,90,305*	*3,32,696*
TOTAL	26,017,825	9,302,953	5,258,915	8,248,095	4,243,742	73,58,130	27,77,211	18,82,130	21,49,281	10,07,540
Twills (III. P)—										
United Kingdom (*including* Channel Islands)	668,170	180,474	44,409	17,505	35,089	2,14,017	62,923	9,425	7,741	10,842
Aden and Dependencies	..	..	..	..	60,000	..	..	..	..	6,286
Kenya Colony	..	62,400	..	..	..	..	9,317	..	..	..
TOTAL BRITISH EMPIRE	668,170	242,874	44,409	17,505	95,089	2,14,017	72,240	9,425	7,741	17,128
Italy (*including* Fiume)	27,363	2,214	..	..	664	9,343	876	..	..	168
Japan	9,841,722	2,090,182	999,130	2,577,846	727,100	20,55,801	3,75,149	1,55,745	3,36,040	90,411
Other Foreign Countries	495	..	..	6,165	54	1,153	..	..	1,788	111
TOTAL FOREIGN COUNTRIES	9,869,580	2,092,396	999,130	2,584,011	727,818	20,66,297	3,76,025	1,55,745	3,37,828	90,690
Share of Bengal	*3,094,298*	*1,053,003*	*436,049*	*568,051*	*154,907*	*5,22,241*	*2,47,899*	*79,464*	*84,335*	*31,127*
,, *Bombay*	*7,443,452*	*1,155,946*	*395,570*	*1,961,465*	*438,300*	*14,58,073*	*1,80,533*	*66,777*	*2,51,429*	*48,336*
,, *Sind*	..	..	*120*	..	..	..	..	*155*	..	..
,, *Burma*	..	*136,321*	*311,300*	*72,000*	*229,200*	..	*19,533*	*28,774*	*9,805*	*28,355*
TOTAL	10,537,750	2,335,270	1,043,539	2,601,516	822,907	22,80,314	4,48,265	*1,66,170*	3,45,569	1,07,818
Velvet and Velveteens (III. P)—	Yards	Yards	Yards	Yards	Yards					
United Kingdom (*including* Channel Islands)	700,385	264,495	190,343	267,715	282,807	5,61,929	1,88,998	1,40,466	1,96,572	2,02,762
Hongkong	5,079	..	..	..	..	5,079	..	..	..	..
Other British Possessions	301	1,231	13	82	..	1,084	1,483	41	107	..
TOTAL BRITISH EMPIRE	705,765	265,726	190,356	267,797	282,807	5,68,092	1,90,481	1,40,509	1,96,679	2,02,762
Germany	332,276	153,830	237,642	428,349	14,846	3,52,432	1,41,862	2,21,200	3,86,500	16,790
Netherlands	19,742	..	85,086	916	..	15,384	..	15,536	969	..
France	13,924	575	264	166	..	11,675	1,101	158	164	..
Italy (*including* Fiume)	22,207	15,069	7,620	2,501	743	19,066	7,068	5,468	2,831	621
Czechoslovakia	8,594	2,387	6,443	3,956	985	18,114	4,976	12,294	8,407	2,097
Japan	656,689	172,702	664,210	2,520,410	2,200,942	4,50,283	80,390	2,89,977	7,78,140	6,34,440
Other Foreign Countries	6,201	11	1,513	4,785	907	5,790	21	1,873	5,061	1,313
TOTAL FOREIGN COUNTRIES	1,059,633	344,594	972,778	2,961,083	2,218,123	8,72,744	2,35,418	5,46,446	11,83,092	6,55,261

No. 10—*continued*

ARTICLES, AND COUNTRIES OF CONSIGNMENT; ALSO SHARE OF EACH PROVINCE	Quantity					Value				
	1929-30	1930-31	1931-32	1932-33	1933-34	1929-30	1930-31	1931-32	1932-33	1933-34
						R	R	R	R	R
Textiles—*continued*										
Cotton—*continued*										
Manufactures—continued										
Piecegoods—*continued*										
Coloured Printed or Dyed—*continued*										
Woven coloured goods—*continued*										
Velvet and Velveteens (III-P)—*continued*	Yards	Yards	Yards	Yards	Yards					
Share of Bengal	330,516	106,690	150,670	102,921	216,619	2,52,972	79,343	79,259	64,112	90,786
„ *Bombay*	606,726	309,534	463,343	1,247,936	1,355,379	4,94,939	1,90,166	2,79,683	5,65,611	4,82,363
„ *Sind*	409,017	177,920	540,760	1,329,373	905,584	3,33,098	1,61,635	3,31,090	7,32,007	2,71,487
„ *Madras*	1,495	8,493	3,345	48,148	17,748	2,218	8,534	3,443	26,678	11,184
„ *Burma*	409,624	7,683	5,010	452	2,40[illegible]	3,84,209	6,211	2,605	366	2,057
TOTAL	1,757,398	610,320	1,163,184	3,228,880	2,500,93[illegible]	14,40,836	4,25,899	6,66,955	13,73,771	8,58,073
Unspecified descriptions (III. P)—	Yards	Yards	Yards	Yards	Yards					
United Kingdom (*including* Channel Islands)	10,233,091	2,610,052	155,884	254,086	733,287	52,48,745	12,67,446	5[illegible]	1,07,136	2,88,0[illegible]
Other British Possessions	62	3,825	..	30	..	32	1,522	..	15	..
TOTAL BRITISH EMPIRE	10,233,153	2,613,877	155,884	254,116	733,287	52,48,777	12,68,968	55,806	1,07,151	2,88,068
Germany	251,271	57,379	24,001	17,503	1,121	1,26,404	28,691	14,268	13,017	1,403
Netherlands	143,628	26,279	2,270	1,173	314	93,307	17,717	1,368	814	260
Belgium	178,051	72,428	89,439	69,461	24,052	1,62,216	57,290	61,094	49,018	15,342
France	3,613	4,988	..	55	..	4,422	5,410	..	847	..
Switzerland	75,041	79,400	19,597	2,538	..	44,099	41,787	10,439	1,071	..
Italy (*including* Fiume)	1,354,290	235,915	6,102	22,524	24,251	7,81,252	1,04,900	3,272	9,944	13,252
Austria	10,621	23,280	3,976	..	..	8,506	8,459	2,178	..	..
Japan	1,437,754	537,461	96,700	682,196	575,068	3,47,168	1,29,480	24,925	1,02,384	85,506
United States of America—										
Vid Atlantic Coast	370,930	35,075	70	9,947	14,095	1,27,995	21,260	84	3,603	2,469
Other Foreign Countries	1,811	12	..	..	..	1,088	6	..	..	..
TOTAL FOREIGN COUNTRIES	3,827,010	1,072,212	246,164	805,417	638,901	17,06,456	4,15,050	1,17,625	1,80,268	1,18,233
Share of Bengal	12,680,830	3,370,381	297,362	422,048	499,433	64,24,656	15,35,873	1,04,476	1,[illegible]6,091	2,91,[illegible]31
„ *Bombay*	761,443	200,425	94,147	187,867	175,[illegible]26	3,67,189	1,03,946	64,330	83,337	62,8[illegible]4
„ *Madras*	16,513	5,927	3,538	..	..	13,463	4,836	1,470	..	..
„ *Burma*	601,377	109,356	7,000	479,378	897,231	1,50,935	40,763	3,154	79,991	49,746
TOTAL	14,060,163	3,686,089	402,048	1,059,533	1,572,[illegible]88	69,55,233	16,84,018	1,73,430	2,87,419	4,[illegible]1
Total Woven Coloured Goods—	Yards	Yards	Yards	Yards	Yards					
United Kingdom (*including* Channel Islands)	41,788,868	17,954,884	4,196,825	11,252,343	9,980,158	1,96,24,922	74,75,286	16,71,145	41,90,043	29,[illegible]5
Aden and Dependencies	46,800	8,100	..	15	61,[illegible]0	7,544	1,287	..	10	8,2[illegible]6
Straits Settlements	16,136	116,568	4,384	279	275,060	7,805	25,132	1,638	165	45,[illegible]7
Hongkong	101,673	36,626	2,097	1,640	..	43,355	7,580	928	202	..
Kenya Colony	..	62,415	..	2,400	..	..	9,[illegible]2	..	342	..
Other British Possessions	690	50	442	3,728	3,[illegible]6	1,[illegible]6	10	229	3[illegible]0	[illegible]
TOTAL BRITISH EMPIRE	41,954,162	18,178,643	4,204,648	11,260,525	10,[illegible]8,[illegible]	1,96,85,347	75,18,609	16,73,970	41,91,244	29,[illegible]3
Poland (*including* Dantzig)	60,807	12,819	1,965	24,[illegible]5	..	37,041	5,173	1,[illegible]5	22,[illegible]1	..
Germany	785,254	249,168	293,045	455,[illegible]0	2,[illegible]6	5,78,045	1,92,979	2,4[illegible]6	4,[illegible]5	[illegible]
Netherlands	6,828,642	2,770,975	617,831	763,421	2[illegible]4	35,52,366	17,[illegible]7	2,31,[illegible]3	2,[illegible]7	[illegible]
Belgium	870,865	373,585	176,460	181,525	30,457	7,46,547	2,75,[illegible]9	1,16,181	1,19,[illegible]1	[illegible]
France	158,530	42,897	2,530	24,631	1,[illegible]7	72,734	20,[illegible]1	2,29[illegible]	16,[illegible]9	[illegible]
Switzerland	281,776	185,564	58,608	57,044	3,[illegible]8	2,18,564	1,14,[illegible]4	22,768	12,[illegible]2	[illegible]
Italy (*including* Fiume)	6,830,652	2,229,478	2,687,[illegible]0	1,351,[illegible]0	85,718	34,57,[illegible]0	10,07,971	7,35,[illegible]8	4,[illegible]8	42,[illegible]4

No. 10—*continued*

ARTICLES, AND COUNTRIES OF CONSIGNMENT; ALSO SHARE OF EACH PROVINCE	QUANTITY					VALUE				
	1929-30	1930-31	1931-32	1932-33	1933-34	1929-30	1930-31	1931-32	1932-33	1933-34
						R	R	R	R	R
Textiles—*continued*										
Cotton—*continued*										
***Manufactures*—continued**										
Piecegoods—*continued*										
Coloured, Printed or Dyed—*continued*										
Woven coloured goods—*concluded*										
***Total Woven Coloured Goods*—concluded**	Yards	Yards	Yards	Yards	Yards					
Austria	12,368	23,280	30,310	5,665	2,708	9,362	8,459	14,789	3,669	1,368
Czechoslovakia	232,196	38,525	10,073	3,956	985	94,595	19,201	14,745	8,407	2,097
Iraq	12,000	..	13,061	..	..	5,011	..	6,579	..	..
Japan	74,109,626	21,004,595	17,466,498	25,067,886	15,381,585	1,60,03,982	41,98,518	36,86,728	44,59,097	26,97,974
United States of America—										
Fld Atlantic Coast	290,871	51,165	139	22,712	14,195	1,50,950	26,821	129	6,517	2,562
Other Foreign Countries	17,390	372	97	495	431	6,870	238	96	120	83
TOTAL FOREIGN COUNTRIES	90,579,977	27,982,223	21,158,065	28,850,600	15,571,644	2,49,68,966	76,78,611	50,89,956	58,25,821	28,06,504
Share of Bengal	*89,450,818*	*17,283,224*	*4,426,743*	*5,804,217*	*5,716,522*	*2,04,86,276*	*50,49,610*	*10,30,195*	*13,02,824*	**12,98,902*
,, *Bombay*	*43,948,308*	*9,406,521*	*4,037,584*	*11,543,799*	*5,555,355*	*1,29,21,161*	*31,77,957*	*10,90,251*	*27,47,693*	*16,74,676*
,, *Sind*	*9,412,590*	*6,413,027*	*3,016,488*	*5,444,538*	*4,246,552*	*41,97,198*	*18,90,629*	*10,95,472*	*19,31,770*	*12,70,842*
,, *Madras*	*55,967*	*224,978*	*70,337*	*69,002*	*121,097*	*35,233*	*77,831*	*24,128*	*35,070*	*42,766*
,, *Burma*	*19,666,456*	*14,833,116*	*12,811,341*	*17,258,649*	*10,247,956*	*70,14,445*	*50,01,193*	*35,23,380*	*39,99,708*	*19,24,510*
TOTAL	132,534,139	46,160,866	25,382,718	40,120,105	25,890,482	4,46,54,313	1,51,97,220	67,63,926	1,00,17,065	62,11,697
***Total Coloured, Printed or Dyed*—**	Yards	Yards	Yards	Yards	Yards					
United Kingdom (*excluding* Channel Islands)	278,620,280	147,640,729	110,270,875	194,326,118	142,400,278	9,50,44,455	4,47,61,279	2,85,35,949	4,87,62,528	3,54,11,400
Aden and Dependencies	47,368	9,841	874	1,975	65,346	8,060	2,767	829	1,070	7,364
Ceylon (*excluding* Maldives)	272,505	306,816	296,979	166,109	108,628	1,34,488	1,20,111	98,895	60,094	26,589
Straits Settlements	1,489,232	711,782	424,339	238,014	894,102	7,31,328	3,09,782	1,51,708	81,702	1,46,994
Hongkong	220,894	432,145	84,210	146,387	21,184	96,151	1,23,851	10,729	45,259	5,323
Union of South Africa	17,442	6,188	5,312	4,284	2,272	15,127	5,019	5,156	4,218	2,272
Kenya Colony	27,044	88,859	11,779	6,253	4,678	9,645	24,288	8,009	3,832	4,678
Other British Possessions	9,476	5,461	3,154	20,855	2,067	7,354	4,211	3,195	3,175	2,138
TOTAL BRITISH EMPIRE	280,704,241	149,201,821	111,047,522	194,909,995	143,499,460	9,60,46,617	4,58,51,308	2,88,14,465	4,89,61,878	3,56,06,758
Poland (*including* Danzig)	40,807	13,001	1,966	53,069	2,020	27,041	5,483	1,055	41,876	2,199
Germany	1,403,888	583,172	521,306	587,113	46,562	8,65,761	3,59,033	3,02,780	4,02,953	32,605
Netherlands	14,185,817	8,544,830	3,074,350	2,544,308	184,044	69,80,354	35,08,744	10,10,758	7,71,045	53,104
Belgium	917,169	397,474	204,566	232,266	35,951	5,26,145	2,06,698	1,31,262	1,49,820	24,513
France	203,231	81,094	155,969	79,958	8,937	1,12,084	59,708	71,013	46,879	12,520
Switzerland	1,586,373	685,520	1,611,989	3,320,963	88,223	10,27,762	3,84,349	6,87,954	14,11,252	48,912
Italy (*excluding* Fiume)	22,980,015	8,749,773	9,924,457	7,197,129	407,256	82,51,653	28,14,577	25,98,408	18,81,447	1,39,788
Austria	208,785	218,926	122,088	609,154	7,170	1,04,953	71,965	56,502	2,55,914	3,587
Czechoslovakia	321,568	47,619	24,072	12,776	3,472	1,34,838	24,659	20,215	12,126	5,917
Iraq	26,722	11,171	30,162	26,689	42,606	12,906	4,266	11,812	3,942	4,952
Persia	8,677	15,650	14,833	300,235	51,475	3,317	3,114	5,573	43,137	12,300
China (*exclusive* of Hongkong and Macao)	91,026	48,129	86,258	82,627	136,977	31,541	12,482	11,765	14,379	22,166
Japan	154,260,631	74,529,591	94,668,416	214,225,744	124,046,383	3,44,77,525	1,43,70,653	1,62,66,704	2,91,87,331	1,65,29,961
Portuguese East Africa	2,962	1,562	819	519	23,124	2,64	1,476	819	819	7,491
United States of America—										
Fld Atlantic Coast	6,501,942	2,830,293	1,741,752	518,138	90,698	25,40,924	9,17,148	4,41,461	1,35,226	24,426
,, Pacific ,,	120	79	10	53	..	45	25	13	22	..
Other Foreign Countries	12,503	11,845	12,734	5,107	8,499	10,189	8,549	5,778	2,274	3,867
TOTAL FOREIGN COUNTRIES	202,771,136	96,570,638	112,195,746	229,883,940	125,184,057	5,54,19,677	2,28,42,929	2,17,18,872	3,44,50,142	1,69,28,308

No. 10—*continued*

ARTICLES, AND COUNTRIES OF CONSIGNMENT; ALSO SHARE OF EACH PROVINCE	Quantity					Value				
	1929-30	1930-31	1931-32	1932-33	1933-34	1929-30	1930-31	1931-32	1932-33	1933-34
						R	R	R	R	R
Textiles—*continued*										
Cotton—*continued*										
***Manufactures*—continued**										
Piecegoods—*continued*										
Coloured Printed or Dyed—*continued*										
***Total Coloured, Printed or Dyed*—continued**	Yards	Yards	Yards	Yards	Yards					
Share of Bengal	*118,596,335*	*65,473,692*	*53,635,161*	*92,932,220*	*56,278,277*	*3,68,87,297*	*1,69,16,304*	*1,23,70,348*	*1,73,40,154*	*1,09,70,610*
„ *Bombay*	*189,826,057*	*66,903,270*	*53,327,082*	*148,825,874*	*110,160,613*	*5,78,74,761*	*1,90,25,428*	*1,21,61,182*	*2,83,05,335*	*2,01,36,440*
„ *Sind*	*80,166,432*	*45,491,735*	*57,357,896*	*85,983,240*	*41,497,452*	*2,39,24,204*	*1,21,57,233*	*1,27,03,038*	*1,76,40,943*	*84,44,398*
„ *Madras*	*18,466,161*	*11,236,314*	*6,030,014*	*16,484,939*	*16,729,293*	*64,73,749*	*34,11,177*	*14,91,999*	*37,11,045*	*37,06,018*
„ *Burma*	*76,420,392*	*56,667,448*	*52,893,115*	*80,569,562*	*44,017,832*	*2,63,06,283*	*1,66,83,901*	*1,17,98,779*	*1,62,16,303*	*85,37,746*
TOTAL	483,475,377	245,772,459	223,243,268	424,795,935	268,683,457	15,14,66,294	6,81,94,237	5,05,25,347	8,34,12,780	5,27,35,012
Fents of all descriptions not more than 9 yards in length (III. P)*—		Yards	Yards	Yards	Yards					
United Kingdom (*including* Channel Islands)	—	1,993,324	5,849,427	9,182,504	10,413,378	—	4,27,440	13,42,085	16,41,691	15,20,811
Aden and Dependencies	—	..	..	44,080	849	—	..	..	11,518	283
Kenya Colony	—	18,558	13,651	12,171	19,867	—	6,024	4,357	4,012	6,345
Other British Possessions	—	8,045	13,765	17,146	9,599	—	2,551	4,697	5,411	3,012
TOTAL BRITISH EMPIRE	—	2,019,927	5,876,843	9,255,901	10,443,693	—	4,36,015	13,51,139	16,62,632	15,30,543
Germany	—	53,159	90,476	34,404	27,524	—	10,149	13,647	6,281	6,294
France	—	38	90,695	20,824	..	—	20	20,904	6,485	..
Switzerland	—	44,078	47,124	200,286	88,910	—	10,044	10,687	67,101	27,410
Italy (*including* Fiume)	—	48,141	54,626	5,347	..	—	13,367	11,897	1,897	..
Japan	—	5,088	6,047	1,137,115	3,121,738	—	897	961	1,22,189	11,78,518
United States of America—										
Vid Atlantic Coast	—	4,057,709	15,585,160	17,971,950	15,305,662	—	7,67,591	21,26,099	27,01,356	15,83,439
„ Pacific „	—	..	32	.	..	—	..	50	..	..
Other Foreign Countries	—	21,339	11,265	41,684	6,053	—	6,299	2,247	5,280	1,347
TOTAL FOREIGN COUNTRIES	—	4,229,552	15,885,525	19,411,610	23,747,888	—	8,06,367	21,86,292	29,10,008	27,08,018
Share of Bengal	—	*510,901*	*1,060,835*	*1,660,433*	*2,424,027*	—	*99,711*	*1,62,130*	*1,71,646*	*1,67,884*
„ *Bombay*	—	*5,030,851*	*13,439,094*	*23,536,561*	*24,094,216*	—	*10,06,635*	*2,40,283*	*37,87,400*	*31,21,778*
„ *Sind*	—	*581,244*	*7,217,849*	*3,380,043*	*6,919,703*	—	*1,05,593*	*8,62,283*	*8,01,703*	*8,36,905*
„ *Madras*	—	*88,412*	*17,194*	*18,497*	*67,152*	—	*15,683*	*4,441*	*3,596*	*11,913*
„ *Burma*	—	*38,071*	*87,396*	*21,977*	*246,479*	—	*11,760*	*4,154*	*7,456*	*64,912*
TOTAL	—	6,249,479	21,762,368	28,667,511	34,191,576	—	12,42,382	33,37,431	44,72,730	43,27,461
Fents, others (III. P)*—		Yards	Yards	Yards	Yards					
United Kingdom (*including* Channel Islands)	—	554,997	652,202	1,530,675	667,542	—	1,23,920	1,59,962	3,87,361	1,38,242
Straits Settlements	—	..	..	6,576	..	—	..	..	1,932	..
TOTAL BRITISH EMPIRE	—	554,997	652,202	1,537,251	667,542	—	1,23,920	1,59,962	3,89,293	1,38,242
Japan	—	16,860	71,400	68,484	69,767	—	2,352	8,961	6,734	6,830
United States of America—										
Vid Atlantic Coast	—	734,940	780,972	1,432,690	47,228	—	98,021	1,66,815	3,17,706	6,446
Other Foreign Countries	—	20,080	21,626	12,854	1,586	—	6,000	4,840	5,210	1,466
TOTAL FOREIGN COUNTRIES	—	771,880	874,000	1,514,028	118,581	—	2,17,073	1,79,616	3,29,650	15,742
Share of Bengal	—	*422,976*	*345,163*	*134,655*	*60,315*	—	*77,964*	*56,409*	*24,644*	*4,246*
„ *Bombay*	—	*611,509*	*774,555*	*2,464,292*	*841,459*	—	*1,67,706*	*1,84,213*	*6,03,593*	*61,317*
„ *Sind*	—	*210,258*	*406,288*	*342,937*	*313,909*	—	*41,[illegible]9*	*73,956*	*39,[illegible]29*	*28,061*
„ *Madras*	—	*16,453*	..	*9,176*	..	—	*2,771*	..	*1,440*	..
„ *Burma*	—	*1,691*	..	..	..	—	*1,[illegible]*	..	..	..
TOTAL	—	1,326,877	1,526,202	2,951,279	799,123	—	3,90,[illegible]	3,[illegible],672	7,1[illegible],856	1,32,[illegible]

* Separately recorded from 1930-31.

No. 10—*continued*

ARTICLES AND COUNTRIES OF CONSIGNMENT; ALSO SHARE OF EACH PROVINCE	QUANTITY					VALUE				
	1929-30	1930-31	1931-32	1932-33	1933-34	1929-30	1930-31	1931-32	1932-33	1933-34
						R	R	R	R	R
Textiles—*continued*										
Cotton—*continued*										
Manufactures—continued										
Piecegoods—*continued*										
Total of Ports (III. P)—	Yards	Yards	Yards	Yards	Yards					
United Kingdom (*including* Channel Islands)	12,456,293	2,548,821	6,501,629	10,718,179	11,080,915	36,38,075	5,51,360	13,01,147	19,20,052	16,59,118
Aden and Dependencies	..	..	..	44,080	840	..	..	..	11,518	283
Ceylon (*excluding* Maldives)	3,165	90	399	818	536	6,326	30	133	269	161
Kenya Colony	..	18,558	13,651	12,171	10,867	..	6,024	4,357	4,012	6,396
Other British Possessions	115	7,955	13,366	22,909	9,063	50	2,521	4,564	6,981	2,871
TOTAL BRITISH EMPIRE	12,459,573	2,574,924	6,529,045	10,793,152	11,111,230	36,44,451	5,59,935	13,10,201	19,51,832	16,68,825
Germany	46,208	54,630	100,234	84,674	27,917	18,679	10,890	15,700	6,723	6,306
France	380	38	90,992	21,862	..	105	20	20,964	6,836	..
Switzerland	105,244	46,043	48,994	209,336	90,109	33,427	11,431	11,191	70,525	27,964
Italy (*including* Fiume)	96,860	64,260	67,167	7,487	..	39,517	17,687	12,355	2,364	..
Japan	119,252	21,948	77,447	1,205,500	8,101,500	27,861	3,249	9,862	1,28,923	11,85,338
United States of America—										
Fld Atlantic Coast	23,908,024	4,792,049	16,366,132	10,404,640	15,552,890	52,69,999	9,75,012	22,91,917	30,10,062	15,89,705
„ Pacific „	10	..	32	..	..	10	..	50	..	..
Other Foreign Countries	2,870	21,864	18,527	42,040	4,053	2,200	4,511	3,772	5,321	1,347
TOTAL FOREIGN COUNTRIES	24,278,848	5,001,432	16,759,525	20,925,638	23,866,469	53,86,807	10,22,400	23,65,901	32,30,754	28,10,660
Share of Bengal	*1,758,546*	*933,875*	*1,406,098*	*1,794,888*	*2,884,342*	*4,60,150*	*1,77,675*	*2,28,639*	*1,96,290*	*2,53,270*
„ *Bombay*	*33,341,060*	*5,642,360*	*14,213,649*	*26,150,853*	*24,436,115*	*79,81,288*	*11,74,341*	*25,38,606*	*43,90,993*	*31,91,102*
„ *Sind*	*1,542,156*	*861,503*	*7,624,233*	*3,723,905*	*7,303,612*	*5,41,083*	*1,97,222*	*9,00,222*	*5,91,841*	*9,74,229*
„ *Madras*	*53,133*	*98,865*	*17,194*	*28,072*	*67,152*	*16,084*	*20,954*	*4,481*	*5,036*	*11,932*
„ *Burma*	*43,476*	*39,754*	*27,396*	*21,977*	*286,478*	*32,653*	*13,143*	*4,154*	*7,426*	*48,952*
TOTAL	36,738,421	7,576,356	23,288,570	31,718,760	34,977,690	90,31,258	15,83,335	36,76,102	51,91,586	44,79,485
Total Piecegoods—	Yards	Yards	Yards	Yards	Yards					
United Kingdom (*including* Channel Islands)	1,247,530,321	523,445,604	383,407,817	597,118,898	425,832,552	33,65,30,600	12,57,34,658	7,95,93,082	12,09,65,885	8,74,64,514
Aden and Dependencies	141,868	15,760	7,768	46,135	66,195	28,123	4,048	2,067	12,608	7,647
Ceylon (*excluding* Maldives)	509,295	495,759	538,134	329,885	240,659	2,28,327	1,84,102	1,59,706	1,04,557	57,002
Straits Settlements	1,703,602	890,179	549,717	380,509	1,026,300	8,07,339	3,65,854	1,93,524	1,23,613	1,75,233
Federated Malay States	71,344	2,419	647	1,150	..	18,773	1,501	647	620	..
Hongkong	501,570	523,138	85,133	175,877	23,298	1,22,663	1,49,487	24,781	52,997	5,958
Union of South Africa	17,443	11,110	12,602	10,250	9,787	15,127	6,609	7,832	6,254	4,619
Kenya Colony	27,044	107,417	51,830	20,460	24,565	9,645	30,312	16,854	8,667	11,081
Other British Possessions	15,027	5,424	8,026	35,506	6,667	8,282	3,063	3,789	5,635	3,123
TOTAL BRITISH EMPIRE	1,250,326,603	525,486,870	384,751,964	598,127,699	427,230,023	33,77,77,879	12,64,80,234	8,00,02,282	12,12,80,836	8,77,29,177
Poland (*including* Danzig)	40,807	18,001	1,965	53,069	2,020	37,041	5,483	1,058	41,876	2,199
Germany	1,615,861	772,046	711,135	709,973	122,981	9,60,240	4,50,386	4,63,810	5,50,241	49,762
Netherlands	21,691,485	12,817,405	6,628,031	4,775,318	1,638,136	99,03,542	49,64,173	20,63,899	14,24,621	4,62,394
Belgium	1,074,936	454,093	243,933	300,173	35,951	9,16,214	3,27,507	1,50,481	1,79,359	24,513
France	409,474	150,219	700,181	281,652	40,869	2,02,176	96,359	2,10,620	1,74,615	26,737
Portugal (*including* Azores and Madeira)	1,332	..	771	5,184	..	5,459	..	369	2,429	..
Switzerland	10,276,018	6,176,418	7,585,382	10,026,735	791,167	45,83,562	22,94,349	24,08,462	39,73,504	3,20,068
Italy (*excluding* Fiume)	25,437,241	9,914,935	11,181,103	7,782,736	478,064	90,18,929	31,47,382	29,06,972	21,07,552	1,66,442
Austria	3,250,529	1,422,267	704,350	1,762,715	165,191	11,23,896	4,81,729	2,44,248	5,76,686	99,855
Czechoslovakia	529,774	48,021	24,072	12,774	3,472	1,36,488	25,310	20,215	12,126	5,917
Iraq	43,187	12,422	54,578	28,233	44,063	17,304	4,840	12,790	4,467	5,092
Persia	53,969	15,700	17,876	439,838	70,319	10,292	3,134	5,967	48,668	15,618
China (*exclusive* of Hongkong and Macao)	9,746,171	2,470,601	3,998,951	746,947	160,177	20,42,844	4,70,442	6,35,914	1,07,897	25,33

No. 10—*continued*

ARTICLES, AND COUNTRIES OF CONSIGNMENT; ALSO SHARE OF EACH PROVINCE	QUANTITY					VALUE				
	1929-30	1930-31	1931-32	1932-33	1933-34	1929-30	1930-31	1931-32	1932-33	1933-34
Textiles—*continued*						R	R	R	R	R
Cotton—*continued*										
***Manufactures*—continued**										
Piecegoods—*concluded*										
***Total Piecegoods*—continued**	Yards	Yards	Yards	Yards	Yards					
Japan	561,965,625	320,775,991	339,781,843	579,734,861	349,041,248	12,69,56,110	5,92,99,836	5,45,20,421	7,45,38,593	4,43,12,791
Egypt	18,422	212	215	34,431	1,952	5,506	98	217	2,766	1,285
Portuguese East Africa	2,962	1,967	1,449	1,128	23,475	2,640	1,611	1,029	782	7,606
United States of America—										
Via Atlantic Coast	33,057,482	9,471,908	19,227,437	20,344,732	15,904,408	87,77,787	24,42,157	30,49,527	32,39,864	16,68,749
„ Pacific „	130	79	42	80	..	55	25	68	28	..
Other Foreign Countries	19,924	15,859	18,814	10,412	9,967	12,370	9,821	7,756	4,318	3,770
TOTAL FOREIGN COUNTRIES	669,019,909	364,543,036	390,861,930	627,150,963	368,531,150	16,47,32,457	7,40,24,502	6,67,03,210	9,13,10,326	4,71,88,136
Share of Bengal	*357,255,309*	*344,557,766*	*225,962,269*	*353,216,698*	*207,985,624*	*20,35,47,945*	*6,[illegible]27,793*	*3,92,06,071*	*5,47,41,[illegible]*	*3,25,30,[illegible]*
„ *Bombay*	*517,857,867*	*180,740,346*	*171,022,343*	*334,965,656*	*265,895,374*	*14,05,64,133*	*4,16,52,[illegible]*	*3,34,58,73[illegible]*	*5,92,53,[illegible]*	*4,43,19,[illegible]*
„ *Sind*	*292,419,170*	*183,598,750*	*218,102,803*	*303,386,067*	*171,161,055*	*7,66,02,411*	*4,06,05,792*	*4,02,50,917*	*5,47,16,[illegible]*	*2,[illegible]*
„ *Madras*	*107,070,278*	*76,499,570*	*61,697,669*	*93,368,253*	*70,653,477*	*3,38,50,981*	*1,86,87,923*	*1,27,41,331*	*1,71,19,[illegible]*	*1,35,[illegible]*
„ *Burma*	*146,743,888*	*104,633,474*	*98,828,250*	*140,341,989*	*80,157,622*	*4,81,05,366*	*2,39,31,[illegible]*	*2,10,4[illegible]*	*2,80,17,[illegible]*	*1,58,50,[illegible]*
TOTAL	1,919,346,512	890,020,906	775,613,894	1,225,378,662	795,763,182	50,25,10,836	20,05,04,[illegible]96	14,67,05,497	21,25,91,102	13,49,17,818
Rope (III. P)—	Lbs.	Lbs.	Lbs.	Lbs.	Lbs.					
United Kingdom (*including* Channel Islands)	1,035,344	734,885	765,381	727,272	552,290	12,45,173	7,76,979	6,84,188	5,89,848	4,50,127
Other British Possessions	1,460	236	89	1,311	46	669	147	61	1,041	38
TOTAL BRITISH EMPIRE	1,036,804	735,121	765,470	728,583	552,336	12,45,842	7,77,126	6,84,250	5,90,[illegible]48	4,50,[illegible]5
Germany	2,754	463	8,521	2,563	12	3,345	596	10,015	2,850	6
Japan	11,875	8,[illegible]01	7,490	6,227	43,564	14,774	7,[illegible]61	8,094	6,058	37,961
United States of America—										
Via Atlantic Coast	12,954	20,402	26,046	16,200	14,972	29,974	28,209	28,987	19,[illegible]25	[illegible]8
Other Foreign Countries	2,381	711	1,280	108	96	2,774	887	7[illegible]	93	745
TOTAL FOREIGN COUNTRIES	29,964	30,077	43,337	25,098	58,643	41,867	[illegible]	44,881	28,026	46,55[illegible]
Share of Bengal	*80,456*	*42,406*	*26,385*	*61,231*	*53,463*	*94,[illegible]*	*45,034*	*38,[illegible]*	*84,[illegible]*	*6[illegible],[illegible]*
„ *Bombay*	*937,586*	*677,173*	*739,195*	*625,300*	*430,863*	*11,[illegible],685*	*7,[illegible],[illegible]*	*6,61,681*	*5,45,[illegible]*	*3,91,[illegible]*
„ *Sind*	*6,950*	*10,739*	*6,511*	*12,935*	*9,111*	*7,661*	*[illegible],[illegible]*	*5,607*	*11,[illegible]*	*6,[illegible]*
„ *Madras*	*40,696*	*34,[illegible]10*	*36,694*	*51,146*	*66,803*	*45,383*	*39,[illegible]38*	*33,617*	*4[illegible],[illegible]*	*40,[illegible]*
„ *Burma*	*3,050*	*380*	*622*	*3,069*	*946*	*1,[illegible]*	*[illegible]*	*691*	*2,[illegible]*	*5[illegible]*
TOTAL	1,066,766	765,[illegible]8	808,807	753,681	610,979	12,87,709	8,[illegible]4,[illegible]9	7,[illegible],131	6,[illegible],912	4,9[illegible],[illegible]6
Thread, sewing (III. P)—	Lbs.	Lbs.	Lbs.	Lbs.	Lbs.					
United Kingdom (*including* Channel Islands)	1,999,751	1,649,128	1,628,791	1,793,707	1,628,630	69,17,778	[illegible],54,[illegible]	47,23,[illegible]94	48,86,641	44,53,[illegible]21
Straits Settlements	4,158	26,[illegible]8	292	500	635	5,457	8,778	1,268	1,701	1,[illegible]96
Other British Possessions	39	1,0[illegible]8	479	84	12	86	[illegible],742	4[illegible]	161	4[illegible]
TOTAL BRITISH EMPIRE	2,003,948	1,676,914	1,627,562	1,794,291	1,628,317	69,23,318	[illegible],[illegible],10[illegible]	47,26,917	48,[illegible],49[illegible]	44,[illegible],[illegible]64
Germany	2,492	1,[illegible]71	1,315	1,466	3,547	5,674	[illegible],110	5,147	[illegible],[illegible]	8,756
Netherlands	194,691	108,042	84,656	164,878	132,[illegible]88	6,[illegible],602	3,16,450	2,33,431	4,58,167	3,[illegible],[illegible]4
Belgium	35,678	28,[illegible]0	19,062	18,737	22,011	[illegible],330	90,691	[illegible],[illegible]99	61,11[illegible]	[illegible],[illegible]13
France	8,494	6,110	14,708	8,[illegible]34	8,649	[illegible],865	[illegible],[illegible]62	83,[illegible]94	25,[illegible]46	28,[illegible]3
Italy (*including* Fiume)	..	..	56,506	3,270	..	..	..	1,42,[illegible]60	3,[illegible]02	..
Austria	149,951	104,[illegible]29	61,199	76,961	58,[illegible]18	3,[illegible],147	[illegible],[illegible],241	1,51,[illegible]68	[illegible],[illegible]26	[illegible],[illegible]79
Japan	4,760	[illegible],41	2,862	[illegible],240	18,[illegible]07	[illegible],[illegible]75	[illegible],[illegible]6[illegible]	[illegible],[illegible]73	[illegible],[illegible]6[illegible]	[illegible],[illegible]38
Other Foreign Countries	2,071	1,[illegible]92	930	1,917	876	[illegible],[illegible]29	2,238	1,[illegible]73	[illegible],[illegible]68	[illegible],[illegible]70
TOTAL FOREIGN COUNTRIES	396,135	264,[illegible]25	243,178	278,642	240,[illegible]31	11,[illegible],[illegible]31	6,[illegible]7,[illegible]40	6,42,[illegible]79	7,21,[illegible]68	5,[illegible],[illegible]16

No. 10—*continued*

ARTICLES AND COUNTRIES OF CONSIGNMENT; ALSO SHARE OF EACH PROVINCE	QUANTITY					VALUE				
	1929-30	1930-31	1931-32	1932-33	1933-34	1929-30	1930-31	1931-32	1932-33	1933-34
						R	R	R	R	R
Textiles—*continued*										
Cotton—*continued*										
***Manufactures*—continued**										
Thread sewing (III, P)—*continued*	Lbs.	Lbs.	Lbs.	Lbs.	Lbs.					
Share of Bengal	*762,319*	*574,563*	*608,657*	*498,390*	*455,911*	*24,34,266*	*16,72,520*	*14,77,072*	*13,62,237*	*12,30,091*
„ *Bombay*	*885,712*	*680,558*	*695,667*	*816,038*	*741,413*	*30,27,502*	*21,95,777*	*20,71,626*	*22,56,598*	*20,31,351*
„ *Sind*	*189,013*	*180,856*	*176,316*	*187,142*	*156,516*	*3,48,154*	*2,96,406*	*2,56,856*	*2,42,170*	*2,13,245*
„ *Madras*	*187,707*	*167,816*	*216,204*	*252,667*	*191,410*	*5,93,060*	*4,88,352*	*5,22,707*	*6,06,716*	*5,17,362*
„ *Burma*	*377,327*	*329,837*	*274,896*	*318,696*	*322,100*	*17,03,567*	*13,00,659*	*10,41,064*	*11,42,760*	*10,61,948*
TOTAL	2,402,078	1,941,089	1,870,740	2,072,933	1,869,448	81,11,549	59,53,714	53,69,305	56,10,481	50,54,198
Towels in the piece (III, P)—	Yards	Yards	Yards	Yards	Yards					
TOTAL BRITISH EMPIRE	4,667	6,190	1,138	7,060	7,367	3,980	1,605	440	3,938	6,100
TOTAL FOREIGN COUNTRIES	10	387	..	..	..	5	194	..	..	..
Share of Bengal	..	..	..	*414*	*657*	..	..	..	*239*	*365*
„ *Bombay*	*4,010*	*787*	*1,078*	*6,169*	*5,975*	*3,753*	*758*	*411*	*3,499*	*5,340*
„ *Sind*	..	..	..	..	*12*	..	..	..	..	*6*
„ *Madras*	*667*	*5,820*	*60*	*270*	*660*	*232*	*1,041*	*29*	*81*	*229*
„ *Burma*	..	..	..	*207*	*63*	..	..	..	*114*	*160*
TOTAL	4,677	6,577	1,138	7,060	7,367	3,985	1,799	440	3,933	6,100
Other sorts of manufactures (III, P)—	Lbs.	Lbs.	Lbs.	Lbs.	Lbs.					
United Kingdom (*including* Channel Islands)	553,993	446,204	379,556	525,876	423,545	12,02,199	8,73,486	6,75,949	9,94,429	7,91,643
Straits Settlements	1,407	11,781	6,048	12,817	17,137	2,377	9,995	7,581	7,642	6,019
Other British Possessions	6,252	6,203	3,360	846	3,244	5,074	6,081	5,547	1,114	3,092
TOTAL BRITISH EMPIRE	561,654	464,188	388,964	539,539	443,926	12,09,650	8,89,562	6,89,077	10,03,185	8,00,754
Germany	72,051	59,307	41,264	38,794	22,519	1,14,643	1,34,655	51,669	1,06,891	62,884
Netherlands	15,775	12,784	5,415	4,439	875	24,237	20,198	8,079	11,889	1,241
Belgium	17,158	27,481	16,139	22,898	23,728	30,869	49,559	21,418	32,115	32,385
France	143,262	87,227	71,747	109,124	77,949	4,06,117	2,32,429	2,21,772	4,25,735	3,31,689
Switzerland	16,127	3,090	600	572	..	16,251	3,358	856	1,339	..
Italy (*including* Fiume)	68,489	96,940	130,740	74,199	22,346	1,00,232	97,158	93,929	70,872	34,144
Czechoslovakia	7,959	18,573	6,009	3,804	1,904	13,001	26,456	8,679	5,224	2,186
China (*exclusive* of Hongkong and Macao)	3,636	4,383	4,919	9,663	11,517	6,535	10,240	8,502	10,570	13,546
Japan	948,261	788,829	747,480	1,207,835	610,743	9,50,055	5,94,858	481,039	6,04,457	3,61,325
United States of America—										
Pacific Coast	9,039	5,090	8,607	10,767	22,541	17,209	6,246	9,173	15,824	20,396
„ Pacific „	..	..	65	..	..	..	..	130	..	..
Other Foreign Countries	2,633	2,100	1,571	474	1,833	5,032	4,570	1,509	470	1,656
TOTAL FOREIGN COUNTRIES	1,304,390	1,106,304	1,034,556	1,482,769	795,955	16,84,181	11,79,717	9,11,755	12,85,385	8,61,452
Share of Bengal	*1,130,977*	*987,536*	*933,093*	*1,284,473*	*635,140*	*13,81,249*	*8,71,152*	*6,90,786*	*7,96,767*	*5,24,519*
„ *Bombay*	*931,441*	*754,464*	*773,843*	*900,334*	*806,134*	*6,25,036*	*3,71,317*	*3,07,181*	*4,35,463*	*3,53,964*
„ *Sind*	*61,930*	*39,760*	*62,604*	*55,840*	*71,375*	*1,53,870*	*1,01,844*	*1,43,376*	*1,63,057*	*1,32,496*
„ *Madras*	*114,371*	*86,331*	*67,937*	*64,112*	*43,764*	*1,79,256*	*1,31,163*	*1,00,548*	*1,01,658*	*81,245*
„ *Burma*	*325,225*	*302,209*	*150,543*	*315,549*	*237,465*	*7,56,422*	*6,93,804*	*5,58,949*	*7,38,636*	*5,07,991*
TOTAL	1,866,044	1,570,492	1,48,1,520	2,022,308	1,219,831	28,93,831	20,69,279	16,00,838	22,85,570	16,62,206

No. 10—*continued*

ARTICLES, AND COUNTRIES OF CONSIGNMENT; ALSO SHARE OF EACH PROVINCE	QUANTITY					VALUE				
	1929-30	1930-31	1931-32	1932-33	1933-34	1929-30	1930-31	1931-32	1932-33	1933-34
						R	R	R	R	R
Textiles—*continued*										
Cotton—*concluded*										
Manufactures—concluded										
Total value of Cotton goods (including ***Twist and Yarn***)—										
United Kingdom (*including* Channel Islands)	—	—	—	—	—	37,79,94,661	14,64,37,593	9,87,74,885	14,21,95,058	10,42,74,320
Aden and Dependencies	—	—	—	—	—	28,163	14,597	2,067	12,624	7,647
Ceylon (*excluding* Maldives)	—	—	—	—	—	2,36,185	1,93,315	1,64,927	1,12,575	60,032
Straits Settlements	—	—	—	—	—	8,38,162	3,94,428	2,30,966	1,98,262	1,85,523
Federated Malay States	—	—	—	—	—	18,773	1,526	678	640	..
Hongkong	—	—	—	—	—	8,26,201	6,43,020	3,06,983	2,98,931	1,26,130
Union of South Africa	—	—	—	—	—	15,280	6,720	8,293	7,027	4,619
Kenya Colony	—	—	—	—	—	9,672	36,112	16,880	8,777	11,101
Other British Possessions	—	—	—	—	—	10,209	7,196	5,613	6,001	5,064
TOTAL BRITISH EMPIRE	—	—	—	—	—	37,99,77,226	14,77,24,507	9,95,11,263	14,28,39,899	10,46,78,436
Poland (*including* Dantzig)	—	—	—	—	—	37,853	5,483	1,085	61,870	2,464
Germany	—	—	—	—	—	22,71,449	11,01,388	6,24,970	9,91,788	2,93,342
Netherlands	—	—	—	—	—	1,10,11,648	61,77,708	29,74,312	21,93,111	9,07,031
Belgium	—	—	—	—	—	14,04,078	6,09,895	3,56,896	3,29,258	1,18,578
France	—	—	—	—	—	9,65,395	5,33,066	6,18,742	7,12,417	3,[illegible]26
Portugal (*including* Azores and Madeira)	—	—	—	—	—	5,459	..	360	2,429	5
Switzerland	—	—	—	—	—	56,56,069	24,25,371	24,74,440	6,54,928	3,31,667
Italy (*including* Fiume)	—	—	—	—	—	1,12,22,035	37,52,838	33,11,603	22,10,749	2,20,051
Austria	—	—	—	—	—	16,07,747	7,48,546	3,97,475	10,61,119	2,34,925
Czechoslovakia	—	—	—	—	—	1,62,627	66,537	30,828	17,797	9,318
Iraq	—	—	—	—	—	18,727	5,213	16,269	4,538	8,328
Persia	—	—	—	—	—	12,347	4,045	6,317	31,564	56,077
Java	—	—	—	—	—	8,350	346	468	466	939
Siam	—	—	—	—	—	2,521	4,628	630	36 509	49,675
China (*exclusive* of Hongkong and Macao)	—	—	—	—	—	1,32,51,325	1,01,46,153	98,66,349	85,81,774	65,[illegible]160
Japan	—	—	—	—	—	15,74,17,327	7,65,85,962	6,79,00,661	10,18,92,255	6,19,12,581
Egypt	—	—	—	—	—	10,941	1,940	764	2,877	1,859
Portuguese East Africa	—	—	—	—	—	2,658	1,611	1,059	725	7,023
United States of America—										
Vid Atlantic Coast	—	—	—	—	—	92,13,667	26,57,595	32,38,917	33,99,933	17,60,694
,, Pacific ,,	—	—	—	—	—	56	33	103	34	..
Other Foreign Countries	—	—	—	—	—	13,617	6,859	8,120	3,[illegible]98	5,148
TOTAL FOREIGN COUNTRIES	—	—	—	—	—	21,48,95,902	10,48,25,287	9,50,30,434	12,56,30,[illegible]88	7,27,[illegible]761
Share of Bengal	—	—	—	—	—	*13,25,37,096*	*6,69,61,714*	*5,26,53,631*	*7,13,54,462*	*6,47,03,794*
,, *Bombay*	—	—	—	—	—	*17,64,10,061*	*6,94,36,772*	*5,13,03,921*	*8,12,53,570*	*5,41,93,733*
,, *Sind*	—	—	—	—	—	*7,83,52,091*	*4,16,81,901*	*4,14,15,559*	*5,41,57,424*	*3,03,44,613*
,, *Madras*	—	—	—	—	—	*5,67,79,213*	*2,76,32,046*	*2,09,81,186*	*2,71,[illegible]8,720*	*1,91,[illegible]674*
,, *Burma*	—	—	—	—	—	*5,67,94,257*	*3,53,67,419*	*3,58,64,349*	*3,17,05,272*	*2,00,90,184*
TOTAL	—	—	—	—	—	50,48,73,120	25,25,59,794	19,15,61,646	26,[illegible]9,79,497	17,74,34,197
Total value of Cotton, Raw and Manufactures	—	—	—	—	—	62,90,98,405	31,56,56,511	24,[illegible]1,463	34,09,52,766	23,[illegible]6,-91
Flax—										
Raw (H. S.)—	Lbs.	Lbs.	Lbs.	Lbs.	Lbs.					
United Kingdom (*including* Channel Islands)	..	15	..	..	6,[illegible]19	..	9	..	..	779
Share of Bombay	..	*15*	..	..	*6,819*	..	*9*	..	..	*779*

No. 10—*continued*

ARTICLES, AND COUNTRIES OF CONSIGNMENT; ALSO SHARE OF EACH PROVINCE	QUANTITY					VALUE				
	1929-30	1930-31	1931-32	1932-33	1933-34	1929-30	1930-31	1931-32	1932-33	1933-34
						R	R	R	R	R
Textiles—*continued*										
Flax—*continued*										
***Manufactures*—**										
Twist and Yarn (III. T)—	Lbs.	Lbs.	Lbs.	Lbs.	Lbs.					
United Kingdom (*including* Channel Islands)	10,804	16,480	34,637	18,106	4,995	3,967	20,205	27,726	11,492	3,942
Hongkong	..	3,214	..	..	..	..	9,768	..	..	..
TOTAL BRITISH EMPIRE	10,804	19,694	34,637	18,106	4,995	3,967	29,973	27,726	11,492	3,942
TOTAL FOREIGN COUNTRIES	567	1,794	1,240	45	508	506	1,468	650	60	369
Share of Bengal . . .	*904*	*16,885*	*32,228*	*13,106*	*4,623*	*1,302*	*19,376*	*27,334*	*11,492*	*3,570*
,, *Bombay* . .	*1,050*	*3,871*	*1*	*45*	*662*	*1,408*	*10,266*	*2*	*60*	*380*
,, *Sind* . . .	..	*723*	..	..	..	..	*1,799*	..	..	..
,, *Madras* . .	*8,887*	..	*2,408*	..	..	*1,763*	..	*390*	..	..
,, *Burma* .	..	..	*1,240*	..	*318*	..	..	*556*	..	*61*
TOTAL .	10,871	21,498	35,877	13,151	5,503	4,473	31,441	28,412	11,552	4,311
Canvas (III. T)—	Yards	Yards	Yards	Yards	Yards					
United Kingdom (*including* Channel Islands) . .	1,446,782	1,060,445	956,508	1,041,515	1,048,750	17,41,385	10,83,965	7,81,617	7,81,302	8,34,363
Other British Possessions .	540	147	99	20	4,017	873	234	67	20	806
TOTAL BRITISH EMPIRE	1,447,322	1,060,592	956,607	1,041,535	1,052,767	17,42,258	10,84,199	7,81,684	7,81,322	8,35,169
Italy (*including* Fiume) .	8,884	5,025	4,484	1,020	3,674	5,994	6,165	5,415	1,191	3,552
Other Foreign Countries .	1,318	6,025	2,470	3,911	4,096	2,128	4,684	2,532	2,478	3,087
TOTAL FOREIGN COUNTRIES	10,202	11,050	6,954	4,931	7,770	8,122	10,849	7,94	3,669	6,639
Share of Bengal . . .	*934,474*	*730,081*	*600,893*	*618,425*	*607,637*	*12,35,604*	*7,95,458*	*4,53,787*	*5,60,662*	*5,01,862*
,, *Bombay* . .	*418,777*	*240,106*	*363,831*	*269,193*	*412,703*	*3,92,193*	*1,92,875*	*2,56,475*	*1,46,534*	*2,44,149*
,, *Sind* . . .	*2,635*	*7,388*	*12,831*	*88,151*	*44,370*	*956*	*9,932*	*7,882*	*28,276*	*20,838*
,, *Madras* . .	*48,906*	*10,817*	*22,571*	*28,074*	*33,719*	*63,239*	*16,856*	*26,719*	*17,516*	*29,856*
,, *Burma* . .	*53,732*	*83,350*	*58,433*	*42,621*	*62,103*	*58,388*	*79,927*	*45,768*	*32,003*	*45,103*
TOTAL .	1,457,524	1,071,642	963,561	1,046,466	1,060,537	17,50,380	10,95,048	7,89,631	7,84,991	8,41,808
Piecegoods (III. T)—	Yards	Yards	Yards	Yards	Yards					
United Kingdom (*including* Channel Islands) . .	616,497	227,073	582,583	552,483	462,804	3,24,982	1,48,695	2,58,450	2,49,763	2,01,580
Other British Possessions .	2,468	189	137	452	311	1,693	178	282	280	441
TOTAL BRITISH EMPIRE	618,965	227,262	582,720	552,935	463,115	3,26,675	1,48,873	2,58,732	2,50,043	2,02,021
Belgium	4,665	1,326	80	..	340	5,340	2,235	163	..	147
France	2,528	977	10,492	1,083	140	4,287	1,516	19,481	1,757	109
Other Foreign Countries .	3,007	1,578	2,858	983	444	3,620	2,572	1,741	592	458
TOTAL FOREIGN COUNTRIES	10,195	3,881	13,430	2,066	933	13,247	6,323	21,385	2,379	714
Share of Bengal . .	*44,517*	*29,329*	*111,496*	*25,335*	*21,346*	*32,789*	*33,709*	*66,753*	*23,877*	*23,430*
,, *Bombay* . .	*519,945*	*168,352*	*447,967*	*505,376*	*406,596*	*2,85,574*	*95,194*	*1,86,934*	*2,12,586*	*1,60,228*
,, *Sind* . . .	*46,756*	*24,644*	*25,847*	*11,791*	*18,524*	*26,938*	*16,965*	*15,746*	*7,189*	*8,721*
,, *Madras* . .	*9,537*	*6,515*	*9,027*	*6,216*	*9,163*	*9,363*	*7,337*	*9,150*	*5,279*	*8,109*
,, *Burma* . .	*5,255*	*2,893*	*1,811*	*3,294*	*4,154*	*4,753*	*3,010*	*1,736*	*3,509*	*3,556*
TOTAL .	629,160	231,143	596,150	555,061	464,048	3,39,922	1,55,196	2,80,017	2,52,421	2,02,734

No. 10—*continued*

ARTICLES AND COUNTRIES OF CONSIGNMENT; ALSO SHARE OF EACH PROVINCE	QUANTITY					VALUE				
	1929-30	1930-31	1931-32	1932-33	1933-34	1929-30	1930-31	1931-32	1932-33	1933-34
Textiles—*continued*						R	R	R	R	R
Flax—*continued*										
***Manufactures*—continued**										
Thread, sewing (III. T)—	Lbs.	Lbs.	Lbs.	Lbs.	Lbs.					
United Kingdom (*including* Channel Islands)	100,459	88,392	135,412	113,136	113,411	2,11,449	1,56,466	1,93,479	1,7..,211	1,6.,9.6
Other British Possessions	96	5	1	..	660	212	20	11	..	1,.35
TOTAL BRITISH EMPIRE	100,555	88,397	135,413	113,136	114,071	2,11,661	1,56,486	1,9.,793	1,..,211	1,64,211
Germany	5,721	1,341	185	492	347	10,413	2,.80	6 7	1,755	1,2 8
Italy (*including* Fiume)	5,557	2,454	3,236	2,.24	2,783	5,.39	2,877	2,101	1,72.	2,.6.
Austria	15,404	6,501	5,365	6,019	7,375	19,764	6,230	4,544	7,.37	5,.12
Japan	2,605	4,299	502	..	230	4,510	7,1.8	953	..	4.5
Other Foreign Countries	1,614	1,390	272	1,378	214	3,.05	2,3..	718	2,.5.	6.2
TOTAL FOREIGN COUNTRIES	30,901	15,985	9,620	10,113	10,969	41,.21	21,473	9,.07	13,.96	10,.05
Share of Bengal	*68,917*	*69,718*	*110,344*	*77,466*	*86,085*	*1,31,9.1*	*1,04,.32*	*1,37,29.*	*98,.33*	*1,03,.19*
,, *Bombay*	*25,449*	*14,183*	*12,652*	*22,733*	*15,.78*	*51,59.*	*33,724*	*28,.48*	*47,.30*	*31,.7.*
,, *Sind*	*4,540*	*581*	*4,146*	*4,.28*	*7,.96*	*11,.70*	*1,417*	*7,.26*	*6,.36*	*10,.69*
,, *Madras*	*22,867*	*9,196*	*11,161*	*7,047*	*11,.79*	*56,.45*	*19,434*	*19,.15*	*14,67.*	*19,.1.*
,, *Burma*	*9,773*	*10,710*	*6,730*	*11,.75*	*5,.02*	*19,.15*	*15,.02*	*10,.21*	*18,.. 4*	*9,.01*
TOTAL	131,546	104,382	145,033	123,249	125,.40	2,57,.82	1,77,.30	2,03,.90	1,.6,.08	1,74,.16
Other sorts (III. T)—	Lbs.	Lbs.	Lbs.	Lbs.	Lbs.					
United Kingdom (*including* Channel Islands)	555,506	406,100	244,695	251,473	241,442	9,51,181	6,58,010	4,17,797	3,85,.27	.,61,247
Other British Possessions	3,015	6,537	1,052	7,236	9,723	3,.50	6,.84	1,350	6,.78	8,.27
TOTAL BRITISH EMPIRE	558,521	412,637	245,747	258,709	241,165	9,54,911	6,63,.94	4,19,167	3,91,.69	3,.0,.74
Germany	7,885	13,695	8,367	2,984	776	10,949	14,353	11,259	3,.. 1	914
Italy (*including* Fiume)	5,518	1,231	4,696	983	4,...	5,.86	1,.51	5,1.8	1,.50	4,.92
Austria	350	6,021	8,265	4,112	6,613	2.7	9,743	12,.60	5,.41	9,.64
Czechoslovakia	556	1,239	5,895	12,150	15,716	9.4	2,.29	7,.84	13,.80	1.,.25
China (*exclusive* of Hongkong and Macao)	1,300	4	142	3,.59	281	4,.48	13	169	5,.25	1,.67
Japan	3,012	13,376	8,962	15,261	21,207	6,.56	14,974	11,.91	17,.10	20,.62
Other Foreign Countries	1,508	2,164	4,388	1,.05	2,.42	3,.07	3,701	4,7.1	2,.20	2,.12
TOTAL FOREIGN COUNTRIES	20,127	38,030	40,715	40,054	52,.35	31,.67	45,.18	54,.75	49,..	54,.67
Share of Bengal	*305,.25*	*145,.16*	*203,.10*	*132,.33*	*129,.1.*	*6,74,.19*	*2,69,.45*	*1,81,.58*	*2,01,.09*	*1,.5,.11*
,, *Bombay*	*179,.70*	*217,.16*	*116,.37*	*91,.10*	*91,.1.*	*3,..,.7.*	*3,.6,.16*	*2,07,.23*	*1,.0,.68*	*1,.6,.12*
,, *Sind*	*26,.38*	*31,.24*	*28,.30*	*21,.90*	*30,.1.*	*..,.8.*	*57,.93*	*4.,.05*	*26,.0.*	*..,.1.*
,, *Madras*	*31,.69*	*12,.78*	*9,.05*	*18,.81*	*15,.19*	*4.,.59*	*19,.12*	*17,.98*	*18,.69*	*1.,.9.*
,, *Burma*	*35,.46*	*43,.33*	*21,.80*	*38,.19*	*34,.1.*	*71,0.2*	*54,.56*	*41,.03*	*37,.61*	*..,3.6*
TOTAL	578,648	450,667	246,462	294,763	294,.6.	9,.5,.78	7,.3,.9.	4,73,.41	4,.0,.1.	4,.0,.41
Total value *of Flax manufactures* (including *Twist and Yarn*)—										
United Kingdom (*including* Channel Islands)	—	—	—	—	—	3,..,.6.6	.0,67,.41	16,79,.6.8	17,.0,.4.	1,.4,.14
Hongkong	—	—	—	—	—	1,.2.3	9.,..	2.9	3.8	4.0
Other British Possessions	—	—	—	—	—	4,.6.	5,.2.	1,.16	.,.. 6	6,.4.
TOTAL BRITISH EMPIRE	—	—	—	—	—	.2,.1,.7.	2.,..,.2.	16,.1,.02	1.,.6,.7.	1.,.1,.17
Germany	—	—	—	—	—	22,144	19,.69	15,1.9	6,.32	2,.62
Belgium	—	—	—	—	—	9,.60	8,.10	1,.77	1,.. 2	1,.69
France	—	—	—	—	—	4,.22	1,.49	20,165	2,.60	7.7
Italy (*including* Fiume)	—	—	—	—	—	17,.. 2	11,.51	14,.16	4,.. 4	1,.71.
Austria	—	—	—	—	—	2.,.61	15,.73	17,234	12,.2.	11,.06

No. 10—*continued*

ARTICLES AND COUNTRIES OF CONSIGNMENT; ALSO SHARE OF EACH PROVINCE	QUANTITY					VALUE				
	1929-30	1930-31	1931-32	1932-33	1933-34	1929-30	1930-31	1931-32	1932-33	1933-34
						R	R	R	R	R
Textiles—*continued*										
Flax—*continued*										
Manufactures—concluded										
Total value of Flax Manufactures (including *Twist and Yarn*) —*continued*										
Czechoslovakia	—	—	—	—	—	2,206	2,029	7,884	14,975	19,074
China (*exclusive* of Hongkong and Macão)	—	—	—	—	—	4,848	13	510	5,929	1,456
Japan	—	—	—	—	—	12,481	25,157	12,990	18,054	22,084
Other Foreign Countries	—	—	—	—	—	2,639	5,450	4,016	2,709	3,235
TOTAL FOREIGN COUNTRIES	—	—	—	—	—	96,563	85,981	93,500	69,285	72,094
Share of Bengal	—	—	—	—	—	*18,78,795*	*12,11,901*	*8,47,027*	*8,95,892*	*8,19,931*
,, *Bombay*	—	—	—	—	—	*10,46,395*	*6,43,776*	*6,73,332*	*5,53,076*	*5,63,103*
,, *Sind*	—	—	—	—	—	*97,650*	*87,206*	*80,357*	*78,518*	*1,14,606*
,, *Madras*	—	—	—	—	—	*1,61,507*	*63,529*	*72,972*	*66,023*	*70,790*
,, *Burma*	—	—	—	—	—	*1,53,688*	*1,57,195*	*1,00,914*	*91,908*	*94,881*
TOTAL	—	—	—	—	—	33,38,035	21,68,606	17,74,602	16,75,422	16,63,311
TOTAL VALUE OF FLAX RAW AND MANUFACTURES	—	—	—	—	—	33,38,035	21,68,615	17,74,602	16,75,422	16,64,000
Haberdashery and Millinery—; *Lace and Embroidery* (*III. T*)—										
United Kingdom (*including* Channel Islands)	—	—	—	—	—	3,54,710	3,12,970	2,31,002	2,92,333	2,08,632
Other British Possessions	—	—	—	—	—	1,520	1,267	1,706	1,329	3,255
TOTAL BRITISH EMPIRE	—	—	—	—	—	3,56,230	3,14,237	2,32,708	2,93,662	2,11,887
Denmark	—	—	—	—	—	..	..	..	..	7,151
Germany	—	—	—	—	—	7,09,812	5,96,783	4,10,175	5,12,760	4,88,502
Netherlands	—	—	—	—	—	14,831	1,345	701	..	680
Belgium	—	—	—	—	—	5,630	..	1,171	3,477	1,470
France	—	—	—	—	—	1,05,622	92,423	88,414	93,495	66,300
Switzerland	—	—	—	—	—	4,72,177	3,50,387	1,14,708	2,68,968	1,57,407
Italy (*including* Fiume)	—	—	—	—	—	3,93,977	5,22,327	5,96,457	6,96,928	5,30,219
Austria	—	—	—	—	—	2,44,624	2,07,585	1,28,910	1,21,163	69,823
Czechoslovakia	—	—	—	—	—	63,050	72,675	49,118	40,917	18,972
Japan	—	—	—	—	—	45,983	32,279	17,951	44,109	43,188
Other Foreign Countries	—	—	—	—	—	286	3,384	1,510	422	5,423
TOTAL FOREIGN COUNTRIES	—	—	—	—	—	20,55,992	18,79,188	14,08,215	17,82,234	13,89,234
Share of Bengal	—	—	—	—	—	*3,55,318*	*2,69,947*	*1,57,693*	*1,46,758*	*2,18,653*
,, *Bombay*	—	—	—	—	—	*7,55,286*	*7,28,078*	*5,88,039*	*3,09,414*	*6,45,291*
,, *Sind*	—	—	—	—	—	*3,94,903*	*7,95,146*	*6,75,384*	*3,64,339*	*5,21,527*
,, *Madras*	—	—	—	—	—	*4,441*	*3,643*	*4,743*	*5,659*	*7,877*
,, *Burma*	—	—	—	—	—	*4,02,374*	*3,96,561*	*2,15,089*	*2,49,726*	*2,07,473*
TOTAL	—	—	—	—	—	24,12,222	21,93,375	16,40,923	20,75,896	16,01,121
Tassels not in the piece (*III. T*)—	No.	No.	No.	No.	No.					
United Kingdom (*including* Channel Islands)	143,801	90,855	80,256	52,922	62,719	87,880	76,973	35,473	31,286	53,019
Hongkong	9,366	10,968	13,751	40,445	25,614	3,154	2,153	1,806	5,368	3,405
Other British Possessions	6,581	16,943	40,891	2,026	2,062	2,165	2,046	4,018	701	512
TOTAL BRITISH EMPIRE	159,748	118,766	134,898	95,393	90,395	92,199	81,172	41,297	37,355	56,936
China (*exclusive* of Hongkong and Macão)	65,508	28,367	32,138	31,069	44,796	12,510	5,041	4,113	4,016	4,654
Japan	4,684,601	2,970,591	2,906,293	5,685,284	5,118,011	13,46,753	8,44,026	5,81,976	10,00,601	9,51,321
United States of America—										
Vid Atlantic Coast	57,911	1,087	1,076	236	3,895	25,553	639	469	248	1,236
,, Pacific ,,	48	159	58	251	24	15	116	26	205	11
Other Foreign Countries	4,359	3,700	2,304	675	613	2,376	2,144	1,966	812	633
TOTAL FOREIGN COUNTRIES	4,812,607	3,012,904	2,943,766	5,718,215	5,167,339	13,87,207	8,52,966	5,88,550	10,06,880	9,57,905

No. 10—*continued*

ARTICLES, AND COUNTRIES OF CONSIGNMENT; ALSO SHARE OF EACH PROVINCE	QUANTITY					VALUE				
	1929-30	1930-31	1931-32	1932-33	1933-34	1929-30	1930-31	1931-32	1932-33	1933-34
						R	R	R	R	R
Textiles—*continued*										
Haberdashery and Millinery—*continued*										
***Towels not in the Piece (III. U)*—continued**	No.	No.	No.	No.	No.					
Share of Bengal	*418,620*	*169,304*	*78,432*	*166,067*	*89,542*	*91,003*	*36,355*	*11,838*	*18,412*	[illegible]
,, *Bombay*	*431,175*	*73,814*	*62,653*	*201,148*	*1,190,658*	*1,23,672*	*11,298*	*13,211*	*33,658*	*1,47,997*
,, *Sind*	*8,902*	*4,783*	*2,043*	*1,733*	*42,098*	*8,238*	*2,958*	*1,717*	*1,443*	*11,711*
,, *Madras*	*66,811*	*60,590*	*819*	*13,512*	*196,600*	*14,938*	*13,413*	*613*	*2,467*	*37,9[illegible]*
,, *Burma*	*4,046,847*	*2,823,179*	*6,934,537*	*5,431,158*	*3,738,836*	*12,41,505*	*8,70,056*	*6,84,723*	*9,47,233*	*7,70,[illegible]*
TOTAL	4,972,355	3,131,670	3,078,564	5,813,608	5,257,734	14,79,406	9,84,138	8,29,847	10,43,235	9,94,[illegible]
***Other sorts (III. T)*—**										
United Kingdom (*including* Channel Islands)	—	—	—	—	—	21,83,024	14,55,588	10,84,490	10,7[illegible],261	10,10,533
Ceylon (*excluding* Maldives)	—	—	—	—	—	8,229	6,191	3,937	3,055	[illegible],209
Straits Settlements	—	—	—	—	—	13,355	24,205	10,196	6,707	8,736
Hongkong	—	—	—	—	—	7,949	9,501	12,798	14,648	24,522
Commonwealth of Australia	—	—	—	—	—	1,444	5,973	2,146	1,256	1,077
Other British Possessions	—	—	—	—	—	6,007	8,090	7,257	4,970	4,416
TOTAL BRITISH EMPIRE	—	—	—	—	—	22,20,008	15,09,638	11,19,824	11,07,[illegible]2	10,48,175
Germany	—	—	—	—	—	16,10,454	9,58,429	6,95,029	8,02,255	4,81,682
Netherlands	—	—	—	—	—	19,263	11,581	20,363	6,750	715
Belgium	—	—	—	—	—	38,057	13,236	11,771	6,028	3,961
France	—	—	—	—	—	2,89,961	2,19,343	2,10,846	1,28,114	77,516
Switzerland	—	—	—	—	—	3,76,412	1,30,324	81,545	85,[illegible]4	67,030
Italy (*including* Fiume)	—	—	—	—	—	5,48,444	3,94,796	2,55,412	2,85,344	1,57,252
Austria	—	—	—	—	—	2,84,032	55,617	36,540	35,978	24,084
Czechoslovakia	—	—	—	—	—	3,60,561	2,78,211	1,57,937	2,12,689	1,35,370
China (*exclusive of* Hongkong and Macao)	—	—	—	—	—	2,467	10,710	45,497	72,188	[illegible],351
Japan	—	—	—	—	—	6,31,447	4,59,856	4,43,318	7,64,235	7,47,501
Egypt	—	—	—	—	—	8,091	563	408	42[illegible]	154
United States of America—										
Vid Atlantic Coast	—	—	—	—	—	1,44,080	1,21,667	72,477	1,51,634	25,785
,, Pacific ,,	—	—	—	—	—	1,011	861	965	2,003	157
Other Foreign Countries	—	—	—	—	—	5,956	5,935	5,242	4,816	[illegible],194
TOTAL FOREIGN COUNTRIES	—	—	—	—	—	43,16,155	26,61,139	20,87,947	25,47,057	18,12,764
Share of Bengal	—	—	—	—	—	*13,21,636*	*11,22,662*	*8,58,578*	*9,04,721*	*6,97,744*
,, *Bombay*	—	—	—	—	—	*22,15,260*	*16,66,581*	*13,07,604*	*16,[illegible]296*	*13,93,[illegible]*
,, *Sind*	—	—	—	—	—	*3,07,152*	*6,07,675*	*6,55,[illegible]*	*6,87,[illegible]*	*6,[illegible]*
,, *Madras*	—	—	—	—	—	*3,76,454*	*2,81,140*	*2,03,[illegible]*	*2,[illegible]*	*1,81,140*
,, *Burma*	—	—	—	—	—	*8,15,663*	*6,92,816*	*2,[illegible]*	*3,[illegible]*	*[illegible],719*
TOTAL	—	—	—	—	—	65,36,163	41,70,777	31,[illegible],771	36,[illegible]	28,[illegible]
***Total value of Haberdashery and Millinery*—**										
United Kingdom (*including* Channel Islands)	—	—	—	—	—	26,[illegible],614	18,45,531	13,[illegible]	13,[illegible]	12,[illegible]
Ceylon (*excluding* Maldives)	—	—	—	—	—	8,770	6,314	3,[illegible]	[illegible]	[illegible]
Straits Settlements	—	—	—	—	—	16,[illegible]	29,[illegible]	14,[illegible]	[illegible]	5,[illegible]
Hongkong	—	—	—	—	—	10,114	12,544	15,331	[illegible]	[illegible]
Commonwealth of Australia	—	—	—	—	—	1,444	5,973	2,148	1,257	[illegible]
Other British Possessions	—	—	—	—	—	6,134	8,090	7,257	4,976	4,441
TOTAL BRITISH EMPIRE	—	—	—	—	—	[illegible]	[illegible]	[illegible]	[illegible]	[illegible]

No. 10—*continued*

ARTICLES, AND COUNTRIES OF CONSIGNMENT; ALSO SHARE OF EACH PROVINCE	Quantity					Value				
	1929-30	1930-31	1931-32	1932-33	1933-34	1929-30	1930-31	1931-32	1932-33	1933-34
						R	R	R	R	R
Textiles—*continued*										
Haberdashery and Millinery—*concluded*										
***Total value of Haberdashery and Millinery*—continued**										
Denmark	—	—	—	—	—	864	237	1,400	4	7,153
Germany	—	—	—	—	—	23,21,639	15,55,454	11,05,209	13,15,803	9,70,845
Netherlands	—	—	—	—	—	34,094	14,594	22,614	6,750	1,404
Belgium	—	—	—	—	—	39,548	13,237	13,083	9,514	5,431
France	—	—	—	—	—	3,95,726	3,11,799	2,99,521	2,21,614	1,43,516
Switzerland	—	—	—	—	—	8,48,589	4,80,711	1,96,253	3,54,472	2,14,443
Italy (*including* Fiume)	—	—	—	—	—	9,42,487	9,18,275	8,51,869	9,82,270	6,87,471
Austria	—	—	—	—	—	5,29,556	2,63,202	1,65,450	1,57,136	93,907
Czechoslovakia	—	—	—	—	—	4,23,611	3,50,886	2,07,055	2,53,606	1,54,348
China (*exclusive* of Hongkong and Macáo)	—	—	—	—	—	15,157	16,568	50,837	76,406	1,02,475
Japan	—	—	—	—	—	20,24,183	13,36,161	10,42,345	18,08,945	17,22,010
Egypt	—	—	—	—	—	8,141	613	427	426	154
United States of America—										
Vid Atlantic Coast	—	—	—	—	—	1,69,633	1,24,230	72,946	1,51,880	31,007
„ Pacific	—	—	—	—	—	1,036	977	991	2,208	168
Other Foreign Countries	—	—	—	—	—	5,740	6,290	4,712	5,037	5,271
TOTAL FOREIGN COUNTRIES	—	—	—	—	—	77,69,364	63,03,243	40,34,712	53,46,071	41,30,903
Share of Bengal	—	—	—	—	—	*17,67,755*	*14,28,894*	*10,23,856*	*10,69,597*	*9,42,134*
„ *Bombay*	—	—	—	—	—	*40,91,318*	*24,05,957*	*19,10,856*	*24,80,394*	*20,86,794*
„ *Sind*	—	—	—	—	—	*17,10,343*	*14,05,812*	*12,32,553*	*14,03,725*	*10,21,863*
„ *Madras*	—	—	—	—	—	*3,95,833*	*2,98,196*	*2,09,111*	*3,05,051*	*2,26,979*
„ *Burma*	—	—	—	—	—	*24,59,642*	*17,69,431*	*10,62,165*	*15,10,920*	*11,79,131*
TOTAL	—	—	—	—	—	1,04,27,791	72,08,290	54,28,541	67,79,087	54,56,901
Hemp—										
Raw (H. Q)—	Cwts.	Cwts.	Cwts.	Cwts.	Cwts.					
United Kingdom (*including* Channel Islands)	896	..	248	..	1	21,160	..	3,534	14	77
Straits Settlements	990	1,398	621	74	163	23,394	28,980	9,198	1,495	2,169
Hongkong	4,504	2,826	996	3,485	..	1,07,805	50,002	15,588	62,026	..
Other British Possessions	..	125	..	40	368	..	2,700	..	442	5,025
TOTAL BRITISH EMPIRE	6,390	4,349	1,865	3,599	532	1,52,359	81,682	28,320	63,977	7,271
Germany	72	47	5	..	3	5,038	2,356	285	..	242
Italy (*including* Fiume)	75	103	60	65	40	6,215	8,107	2,560	3,520	3,584
Sumatra	..	..	..	435	1,412	..	..	..	5,196	18,956
Java	397	68	2,453	2,990	1,497	9,836	950	34,674	38,266	16,438
Philippine Islands	24,151	14,717	11,791	14,876	18,510	6,89,926	3,29,930	1,80,371	2,20,660	2,20,852
China (*exclusive* of Hongkong and Macáo)	429	96	..	2,241	..	10,222	2,898	..	39,222	..
Japan	74	1,641	..	..	..	1,695	27,691	..	..	..
Other Foreign Countries	..	154	..	..	79	..	4,568	..	..	1,729
TOTAL FOREIGN COUNTRIES	25,198	16,826	14,309	20,607	21,541	7,22,932	3,76,500	2,17,890	3,06,884	2,60,901
Share of Bengal	*30,927*	*19,559*	*16,299*	*23,493*	*30,694*	*3,32,963*	*4,12,975*	*2,31,708*	*3,58,382*	*2,47,700*
„ *Bombay*	*1,343*	*599*	*809*	*415*	*912*	*37,191*	*30,367*	*13,724*	*8,569*	*13,506*
„ *Sind*	..	..	..	..	..	..	*4*	..	..	..
„ *Madras*	..	..	..	*122*	*355*	*1*	..	*6*	*1,298*	*4,757*
„ *Burma*	*218*	*687*	*66*	*173*	*172*	*5,136*	*14,838*	*772*	*2,642*	*2,179*
TOTAL	31,688	21,175	16,174	24,206	32,073	8,75,291	4,58,182	2,46,210	3,70,861	2,68,172
Manufactures (Including Cordage)—										
Bags and Sacks (III. T)—	No.	No.	No.	No.	No.					
United Kingdom (*including* Channel Islands)	..	..	..	9,000	..	..	..	..	1,634	..
Italy (*including* Fiume)	..	..	..	350	..	..	..	..	492	..
Share of Bengal	..	..	..	*350*	..	..	..	..	*492*	..
„ *Bombay*	..	..	..	*9,000*	..	..	..	..	*1,634*	..
TOTAL	..	..	..	9,350	..	..	..	..	2,026	..

No. 10—*continued*

Articles, and countries of consignment; also share of each province	Quantity					Value				
	1929-30	1930-31	1931-32	1932-33	1933-34	1929-30	1930-31	1931-32	1932-33	1933-34
						R	R	R	R	R
Textiles—*continued*										
Hemp—*continued*										
Manufactures (including *Cordage*)—continued										
Cloth (III. T)—										
	Yards	Yards	Yards	Yards	Yards					
TOTAL BRITISH EMPIRE	..	2,224	9,317	1,645	9,823	..	1,824	2,190	866	4,458
Italy (*including* Fiume)	7,604	9,458	..	..	..	10,701	12,569	..	..	..
Other Foreign Countries	..	..	1,586	584	462	..	..	674	405	99
TOTAL FOREIGN COUNTRIES	7,604	9,458	1,586	584	462	10,701	12,569	674	405	99
Share of Bengal	*7,604*	*9,453*	*162*	..	..	*10,701*	*12,564*	*267*	..	..
,, *Bombay*	..	*5*	*836*	..	..	..	*5*	*518*	..	..
,, *Madras*	..	*1,664*	..	*98*	..	..	*1,334*	..	*61*	..
,, *Burma*	..	*560*	*9,905*	*2,131*	*10,285*	..	*490*	*2,012*	*1,210*	*4,557*
TOTAL	7,604	11,682	10,903	2,229	10,285	10,701	14,393	2,864	1,271	4,557
Other sorts (III. T)—										
United Kingdom (*including* Channel Islands)	—	—	—	—	—	38,241	34,603	10,959	14,654	35,501
Other British Possessions	—	—	—	—	—	65	..	758	296	1,440
TOTAL BRITISH EMPIRE	—	—	—	—	—	38,306	34,603	11,717	14,950	36,941
Italy (*including* Fiume)	—	—	—	—	—	48,692	55,484	19,077	7,464	4,323
Other Foreign Countries	—	—	—	—	—	8,091	4,628	4,096	11,471	4,146
TOTAL FOREIGN COUNTRIES	—	—	—	—	—	56,783	60,112	23,173	18,935	8,469
Share of Bengal	—	—	—	—	—	*43,043*	*46,263*	*20,924*	*2,768*	*1,321*
,, *Bombay*	—	—	—	—	—	*36,214*	*40,769*	*6,441*	*24,253*	*32,931*
,, *Sind*	—	—	—	—	—	*636*	*1,608*	*1,080*	*1,454*	*3,382*
,, *Madras*	—	—	—	—	—	*7,883*	*703*	*1,603*	*1,394*	*1,048*
,, *Burma*	—	—	—	—	—	*7,313*	*5,372*	*4,842*	*3,616*	*6,728*
TOTAL	—	—	—	—	—	95,089	94,715	34,390	33,885	45,410
Total value of Hemp manufactures—										
United Kingdom (*including* Channel Islands)	—	—	—	—	—	38,241	35,647	10,959	14,715	36,681
Other British Possessions	—	—	—	—	—	65	780	2,948	2,635	4,768
TOTAL BRITISH EMPIRE	—	—	—	—	—	38,306	36,427	13,907	17,350	41,399
Italy (*including* Fiume)	—	—	—	—	—	59,393	68,053	19,077	7,958	4,323
Other Foreign Countries	—	—	—	—	—	8,091	4,628	4,770	11,876	4,245
TOTAL FOREIGN COUNTRIES	—	—	—	—	—	67,484	72,681	23,847	19,832	8,568
Share of Bengal	—	—	—	—	—	*53,744*	*58,827*	*21,[illegible]*	*5,260*	*1,321*
,, *Bombay*	—	—	—	—	—	*36,214*	*40,774*	*7,010*	*26,187*	*32,931*
,, *Sind*	—	—	—	—	—	*636*	*1,608*	*1,080*	*1,454*	*3,382*
,, *Madras*	—	—	—	—	—	*7,883*	*2,037*	*1,603*	*1,455*	*1,048*
,, *Burma*	—	—	—	—	—	*7,313*	*5,462*	*6,854*	*4,876*	*11,285*
TOTAL	—	—	—	—	—	1,05,790	1,09,148	37,754	37,192	49,967

No. 10—*continued*

ARTICLES AND COUNTRIES OF CONSIGNMENT; ALSO SHARE OF EACH PROVINCE	QUANTITY					VALUE				
	1929-30	1930-31	1931-32	1932-33	1933-34	1929-30	1930-31	1931-32	1932-33	1933-34
						R	R	R	R	R
Textiles—*continued*										
Jute—	Tons	Tons	Tons	Tons	Tons					
Raw (II. N)—										
TOTAL BRITISH EMPIRE	8	..	1	..	23	2,498	130	160	3	2,953
TOTAL FOREIGN COUNTRIES	9	1	3	7	..	2,826	622	721	1,931	158
Share of Bengal	*17*	*1*	*4*	*7*	*23*	*5,324*	*752*	*871*	*1,931*	*3,092*
,, *Sind*	..	..	..	..	..	..	..	..	..	*18*
,, *Madras*	..	..	..	..	..	..	..	*10*	..	..
,, *Burma*	..	..	..	..	..	..	..	..	*3*	*1*
TOTAL	17	1	4	7	23	5,324	752	881	1,934	3,111
Twist and Yarn (III. Q)—	Lbs.	Lbs.	Lbs.	Lbs.	Lbs.					
United Kingdom (*including* Channel Islands)	11,507	22,065	10,714	10,602	12,592	4,226	7,212	5,115	2,003	3,402
Other British Possessions	..	..	38	..	3,058	..	..	14	..	585
TOTAL BRITISH EMPIRE	11,507	22,065	10,752	10,602	15,650	4,226	7,212	5,129	2,003	3,987
TOTAL FOREIGN COUNTRIES	..	448	70	1,120	12	..	356	10	114	2
Share of Bengal	*7,221*	*11,690*	*2,637*	*7,799*	*11,998*	*3,209*	*4,517*	*2,897*	*2,100*	*2,952*
,, *Bombay*	*3,523*	*1,677*	*573*	*390*	*479*	*787*	*913*	*169*	*112*	*117*
,, *Sind*	..	*2,759*	*390*	..	*12*	..	*517*	*178*	..	*2*
,, *Madras*	*535*	*6,965*	*5,795*	*2,800*	*1,111*	*135*	*1,493*	*1,665*	*555*	*205*
,, *Burma*	*329*	*332*	*1,425*	*733*	*2,062*	*95*	*198*	*933*	*250*	*713*
TOTAL	11,507	23,413	10,822	11,722	15,662	4,226	7,568	5,139	3,017	3,989
Manufactures—										
Canvas (III. Q)—	Yards	Yards	Yards	Yards	Yards					
United Kingdom (*including* Channel Islands)	346,718	137,404	57,827	34,865	38,940	1,91,360	1,13,039	47,082	29,195	33,558
Other British Possessions	10,209	203	3	..	20	2,221	261	6	..	10
TOTAL BRITISH EMPIRE	356,927	137,607	57,830	34,865	38,960	1,93,581	1,14,200	47,088	29,195	33,568
TOTAL FOREIGN COUNTRIES	7,511	1,310	5,468	3,203	2,580	6,201	1,090	2,845	2,264	2,029
Share of Bengal	*33,314*	*49,447*	*14,299*	*27,170*	*20,692*	*46,371*	*70,316*	*32,019*	*24,337*	*19,050*
,, *Bombay*	*217,315*	*23,368*	*10,670*	*6,479*	*20,549*	*1,11,795*	*16,032*	*5,862*	*5,553*	*16,087*
,, *Sind*	*369*	..	*443*	*60*	*70*	*199*	..	*236*	*36*	*68*
,, *Madras*	*290*	*2,436*	*1,935*	*958*	*100*	*437*	*1,433*	*2,388*	*594*	*113*
,, *Burma*	*113,657*	*63,666*	*15,901*	*3,291*	*303*	*40,950*	*27,509*	*9,438*	*939*	*279*
TOTAL	364,438	138,917	63,298	38,068	41,549	1,99,782	1,15,290	49,933	31,459	35,597
Gunny bags (III. Q)—	No.	No.	No.	No.	No.					
United Kingdom (*including* Channel Islands)	644,466	108,109	23,161	47,200	71,749	2,16,125	37,726	5,655	6,085	13,701
Ceylon (*excluding* Maldives)	5,052,131	4,463,053	4,081,025	3,853,869	3,499,071	15,07,833	12,03,836	9,74,146	8,88,861	7,43,695
Straits Settlements	152,658	101,278	92,718	66,178	76,269	62,342	29,370	18,154	15,183	22,655
Union of South Africa	6,100	6,500	1,494	300	..	6,793	4,407	1,282	518	..
Other British Possessions	2,782	19,011	27,796	10,947	9,952	1,071	6,139	5,433	2,839	2,384
TOTAL BRITISH EMPIRE	5,858,137	4,697,951	4,226,194	4,008,894	3,657,041	17,93,764	12,81,478	10,04,670	9,13,489	7,81,935

No. 10—*continued*

ARTICLES, AND COUNTRIES OF CONSIGNMENT; ALSO SHARE OF EACH PROVINCE	QUANTITY					VALUE				
	1929-30	1930-31	1931-32	1932-33	1933-34	1929-30	1930-31	1931-32	1932-33	1933-34
						R	R	R	R	R
Textiles—*continued*										
Jute—*continued*										
***Manufactures*—continued**										
Gunny bags (III. Q)—*continued*	Yards	Yards	Yards	Yards	Yards					
Japan	165,128	1,076,609	80,700	808	1,648	18,024	1,31,168	9,383	200	465
Egypt	750	--	100,250	..	..	581	..	10,180	..	..
Other Foreign Countries	18,008	40,693	4,004	7,770	3,250	9,033	10,921	1,309	2,120	849
TOTAL FOREIGN COUNTRIES	183,886	1,117,302	184,954	8,578	4,938	27,608	1,42,086	20,872	2,410	1,313
Share of Bengal	*251,584*	*1,181,743*	*231,834*	*17,196*	*14,978*	*54,244*	*1,66,769*	*31,653*	*5,330*	*3,661*
,, *Bombay*	*456,201*	*444,860*	*1,469,336*	*1,173,941*	*978,465*	*1,40,979*	*1,93,786*	*3,04,391*	*2,07,009*	*1,59,362*
,, *Sind*	*2,610*	*3,582*	*9,604*	*81,760*	*17,438*	*750*	*1,062*	*2,086*	*15,815*	*4,630*
,, *Madras*	*5,141,570*	*3,812,107*	*2,492,914*	*2,621,942*	*2,502,337*	*15,57,994*	*10,77,421*	*6,45,068*	*6,67,337*	*5,84,762*
,, *Burma*	*190,058*	*372,961*	*267,410*	*122,637*	*148,962*	*68,103*	*75,886*	*41,877*	*30,608*	*31,856*
TOTAL	6,042,023	5,815,253	4,411,148	4,017,472	3,661,974	18,21,372	14,23,864	10,25,248	9,15,899	7,85,277
Gunny cloth (III. Q)—	Yards	Yards	Yards	Yards	Yards					
United Kingdom (*including* Channel Islands)	23,214	65,714	19,439	259,747	170,591	12,684	11,697	3,902	82,451	47,383
Straits Settlements	160,780	110,049	100,206	81,648	44,500	28,137	13,105	9,959	8,187	4,450
Other British Possessions	4,141	2,284	2,083	2,000	71	865	858	832	150	18
TOTAL BRITISH EMPIRE	188,135	178,047	121,728	373,395	215,162	41,686	25,660	14,193	90,788	51,851
Japan	..	252,000	..	..	14	..	18,000	..	..	3
Other Foreign Countries	18,366	29,207	110	2,008	56	5,614	4,399	14	225	14
TOTAL FOREIGN COUNTRIES	18,366	281,207	110	2,008	70	5,614	22,399	14	225	17
Share of Bengal	*39,734*	*323,002*	*7,197*	*5,098*	*320*	*14,483*	*29,861*	*528*	*494*	*48*
,, *Bombay*	*5,341*	..	..	*1,200*	*529*	*6,049*	..	..	*150*	*642*
,, *Sind*	*253*	..	*3,375*	..	*37*	*210*	..	*112*	..	*12*
,, *Madras*	*186*	*1,890*	*19,802*	*279,297*	*159,900*	*139*	*1,309*	*2,532*	*81,194*	*46,258*
,, *Burma*	*160,987*	*134,362*	*100,464*	*89,402*	*54,446*	*28,339*	*16,959*	*10,033*	*9,174*	*4,911*
TOTAL	206,501	459,254	121,838	375,402	215,232	47,300	48,059	14,207	91,013	51,866
Rope and Twine (III. Q)—	Cwts.	Cwts.	Cwts.	Cwts.	Cwts.					
United Kingdom (*including* Channel Islands)	722	358	252	328	192	45,296	25,004	19,641	16,979	11,050
Straits Settlements	268	138	24	26	69	11,767	5,208	1,724	2,430	3,185
Hongkong	97	223	..	..	..	3,121	5,819	..	..	..
Other British Possessions	1	..	2	9	..	43	..	81	105	..
TOTAL BRITISH EMPIRE	1,088	719	278	373	261	60,227	36,121	21,906	19,534	14,235
Italy (*including* Fiume)	19	7	128	72	11	2,037	645	3,809	6,071	736
Other Foreign Countries	160	162	68	131	10	5,596	10,441	3,767	4,999	540
TOTAL FOREIGN COUNTRIES	179	169	224	203	21	7,633	11,086	13,076	11,070	1,276
Share of Bengal	*40*	*8*	*8*	*9*	*6*	*2,111*	*633*	*79*	*162*	*488*
,, *Bombay*	*979*	*661*	*228*	*291*	*169*	*49,300*	*24,667*	*11,313*	*12,675*	*9,467*
,, *Sind*	*6*	..	*1*	*6*	*1*	*342*	*70*	*307*	*649*	*94*
,, *Madras*	*86*	*60*	*64*	*165*	*66*	*4,227*	*2,675*	*3,781*	*6,913*	*2,339*
,, *Burma*	*153*	*236*	*166*	*196*	*61*	*11,280*	*11,348*	*9,035*	*12,445*	*2,949*
TOTAL	1,267	966	503	676	282	67,960	47,207	33,473	43,804	16,511

No. 10—*continued*

ARTICLES, AND COUNTRIES OF CONSIGNMENT; AND SHARE OF EACH PROVINCE	Quantity					Value				
	1929-30	1930-31	1931-32	1932-33	1933-34	1929-30	1930-31	1931-32	1932-33	1933-34
						R	R	R	R	R
Textiles—*continued*										
Jute—*concluded*										
***Manufactures*—concluded**										
Other kinds (II. G)—	Cwts.	Cwts.	Cwts.	Cwts.	Cwts.					
United Kingdom (*including* Channel Islands)	5,083	2,103	2,180	3,077	920	2,03,224	1,28,176	73,830	52,786	30,231
Ceylon (*excluding* Maldives)	2,857	2	..	17	1	16,150	81	50	81	11
Straits Settlements	350	880	897	816	794	34,022	54,595	67,127	61,569	54,119
Other British Possessions	..	..	10	2	..	..	..	168	150	..
TOTAL BRITISH EMPIRE	8,299	3,075	3,077	3,912	1,715	2,53,396	1,82,852	1,41,174	1,14,586	84,361
Belgium	131	6	34	6	..	9,500	467	1,840	656	..
France	14	19	1	1	..	6,185	3,793	400	39	..
Italy (*including* Fiume)	18	2	..	12	78	3,051	215	..	940	6,268
Japan	4	1,171	..	26,183	..	340	6,362	..	1,56,310	12
Other Foreign Countries	16	14	21	22	11	1,771	780	5,356	2,080	970
TOTAL FOREIGN COUNTRIES	183	1,212	59	26,224	89	20,847	11,617	7,596	1,60,025	7,250
Share of Bengal	*3,545*	*2,282*	*993*	*23,963*	*503*	*81,956*	*65,893*	*44,592*	*1,96,320*	*21,384*
„ *Bombay*	*3,345*	*133*	*64*	*7*	*79*	*87,423*	*15,778*	*4,684*	*702*	*1,975*
„ *Sind*	*20*	*26*	*25*	*20*	*16*	*6,017*	*3,378*	*3,995*	*4,261*	*1,902*
„ *Madras*	*784*	*319*	*200*	*41*	*344*	*29,877*	*10,957*	*5,790*	*934*	*9,107*
„ *Burma*	*788*	*1,527*	*1,854*	*1,105*	*862*	*68,970*	*98,463*	*89,709*	*73,394*	*57,243*
TOTAL	8,482	4,287	3,136	30,136	1,804	2,74,243	1,94,469	1,48,770	2,74,611	91,611
Total value of Jute Manufactures (including *Twist and Yarn*)—										
United Kingdom (*including* Channel Islands)	—	—	—	—	—	6,72,016	3,23,764	1,55,234	1,90,399	1,38,925
Ceylon (*excluding* Maldives)	—	—	—	—	—	15,26,285	12,04,175	9,74,245	8,88,048	7,43,634
Straits Settlements	—	—	—	—	—	1,30,280	1,02,629	96,077	87,388	84,469
Hongkong	—	—	—	—	—	3,921	5,819	460	460	585
Union of South Africa	—	—	—	—	—	6,408	4,407	1,440	621	..
Other British Possessions	—	—	—	—	—	1,071	6,739	5,285	2,689	2,384
TOTAL BRITISH EMPIRE	—	—	—	—	—	23,40,880	16,47,533	12,33,050	11,70,495	9,69,937
Belgium	—	—	—	—	—	11,125	5,041	1,840	656	..
France	—	—	—	—	—	8,814	5,461	524	393	..
Italy (*including* Fiume)	—	—	—	—	—	7,669	1,896	10,848	9,271	8,683
China (*exclusive* of Hongkong and Macão)	—	—	—	—	—	903	7,588	6,257	2,784	..
Japan	—	—	—	—	—	21,848	1,56,527	9,961	1,56,600	475
Egypt	—	—	—	—	—	557	..	10,287	..	..
United States of America— Fld Atlantic Coast	—	—	—	—	—	4,014	4,775	30	80	1,273
„ Pacific „	—	—	—	—	—	135	..	..	116	..
Other Foreign Countries	—	—	—	—	—	11,938	8,346	8,666	6,208	1,485
TOTAL FOREIGN COUNTRIES	—	—	—	—	—	67,003	1,88,634	48,413	1,76,108	11,916
Share of Bengal	—	—	—	—	—	*2,02,354*	*3,36,989*	*1,11,885*	*2,27,685*	*47,674*
„ *Bombay*	—	—	—	—	—	*3,93,633*	*1,65,176*	*3,36,921*	*2,26,001*	*1,37,750*
„ *Sind*	—	—	—	—	—	*8,088*	*4,967*	*6,901*	*20,781*	*6,503*
„ *Madras*	—	—	—	—	—	*15,02,909*	*10,94,858*	*6,81,231*	*7,55,526*	*6,42,280*
„ *Burma*	—	—	—	—	—	*2,17,769*	*2,34,037*	*1,69,325*	*1,16,610*	*97,661*
TOTAL	—	—	—	—	—	24,14,783	18,36,157	12,77,063	13,46,603	9,81,853
TOTAL VALUE OF JUTE RAW AND MANUFACTURES	—	—	—	—	—	24,80,107	18,36,900	12,77,944	13,48,537	9,84,964
Silk—										
***Raw* (II. G)—**	Lbs.	Lbs.	Lbs.	Lbs.	Lbs.					
United Kingdom (*including* Channel Islands)	1	..	..	3,336	5	1	..	..	16,554	37
Hongkong	137,152	298,285	172,735	366,501	302,625	7,24,411	12,15,255	6,02,708	13,73,281	8,38,868
Other British Possessions	37	..	..	..	1	193	..	..	..	4
TOTAL BRITISH EMPIRE	137,190	298,285	172,735	369,837	302,631	7,24,605	12,15,255	6,02,708	13,87,835	8,38,909

No 10—*continued*

ARTICLES, AND COUNTRIES OF CONSIGNMENT; ALSO SHARE OF EACH PROVINCE	QUANTITY					VALUE				
	1929-30	1930-31	1931-32	1932-33	1933-34	1929-30	1930-31	1931-32	1932-33	1933-34
						R	R	R	R	R
Textiles—continued										
Silk—continued										
***Raw (II. O)*—continued**	Lbs.	Lbs.	Lbs.	Lbs.	Lbs.					
Italy (*including* Fiume)	29,840	..	..	87,698	86,379	1,13,816	..	..	1,06,664	88,455
Siam	6,224	286	320	..	..	32,452	1,716	1,600	..	..
China (*exclusive* of Hongkong and Macão)	1,964,372	1,623,939	1,356,162	2,563,257	1,798,705	1,12,82,067	75,35,167	54,84,018	98,51,505	55,88,051
Japan	37,613	17,009	33,750	164,709	220,170	1,59,623	64,711	1,68,943	4,71,322	6,57,281
Other Foreign Countries	..	..	..	671	1,112	..	16	..	2,013	1,584
TOTAL FOREIGN COUNTRIES	2,038,049	1,641,234	1,390,250	2,816,125	2,076,166	1,15,87,958	76,01,610	58,24,759	1,07,21,504	63,35,175
Share of Bengal	*800*	*5,360*	*2,138*	*679*	*11,775*	*6,315*	*21,991*	*11,850*	*2,925*	*37,749*
„ *Bombay*	*1,999,656*	*1,276,546*	*1,031,922*	*2,307,290*	*1,652,825*	*78,78,068*	*60,28,413*	*47,18,041*	*85,78,179*	*44,79,376*
„ *Sind*	*1*	..	..	*3,736*	*135*	*1*	*16*	..	*14,854*	*318*
„ *Madras*	*825,936*	*646,462*	*523,258*	*479,917*	*714,464*	*47,29,279*	*27,19,836*	*20,10,384*	*34,13,139*	*27,37,701*
„ *Burma*	*49,846*	*11,151*	*672*	..	..	*2,98,880*	*53,606*	*2,130*	..	..
TOTAL	2,175,239	1,939,519	1,562,985	3,186,262	2,379,197	1,23,12,563	88,16,865	67,27,467	1,17,09,330	71,74,284
***Waste (II. O)*—**	Lbs.	Lbs.	Lbs.	Lbs.	Lbs.					
TOTAL BRITISH EMPIRE	40	..	..	..	..	50	..	..	..	..
Japan	..	10,667	4,000	8,000	..	..	28,405	11,588	16,942	..
Other Foreign Countries	..	20	50	..	..	..	30	200	..	..
TOTAL FOREIGN COUNTRIES	..	10,687	4,050	8,000	..	..	28,435	11,788	16,942	..
Share of Bengal	..	..	*50*	..	..	..	..	*200*	..	..
„ *Bombay*	*40*	*10,667*	*4,000*	*8,000*	..	*50*	*28,405*	*11,588*	*16,942*	..
„ *Burma*	..	*20*	..	..	..	..	*30*	..	..	..
TOTAL	40	10,687	4,050	8,000	..	50	28,435	11,788	16,942	..
***Silk Yarn, Noils, and Warps (III. S)*—**	Lbs.	Lbs.	Lbs.	Lbs.	Lbs.					
United Kingdom (*including* Channel Islands)	18,618	31,413	62,013	59,639	267,925	81,463	1,70,802	1,70,161	6,57,564	4,20,891
Hongkong	1,762	2,176	..	4,228	..	12,615	1,320	..	6,940	..
Other British Possessions	90	7	..	..	100	190	70	..	..	240
TOTAL BRITISH EMPIRE	20,370	33,596	62,013	263,867	268,025	94,268	1,72,192	1,70,161	6,64,504	4,20,891
Poland (*including* Danzig)	..	4,180	..	..	..	..	15,736	..	..	..
Germany	138,818	89,704	87,440	27,500	2	7,34,748	4,11,972	1,68,476	99,645	10
Netherlands	..	2,600	..	..	..	..	8,913	..	..	..
Belgium	21,075	14,162	129,792	87,317	60,965	38,240	25,416	1,27,200	72,942	53,290
France	163,112	78,813	111,700	72,777	20,461	4,01,097	1,75,194	2,39,853	1,79,164	36,708
Portugal (*including* Azores and Madeira)	..	2,850	..	..	..	..	13,749	..	..	..
Switzerland	178,902	1,18,542	200,852	96,021	..	10,16,272	5,78,784	10,73,981	2,00,964	..
Italy (*including* Fiume)	730,838	472,274	621,497	823,270	248,[illegible]	29,57,640	17,80,172	29,21,640	3,61,479	5,19,228
Austria	..	1,050	..	..	..	..	5,210	..	..	..
China (*exclusive* of Hongkong and Macão)	227,419	201,703	342,873	412,518	615,029	5,93,144	12,97,183	9,58,280	31,15,710	14,80,[illegible]
Japan	674,935	237,[illegible]26	1,[illegible]97	1,186,745	814,[illegible]22	13,97,921	9,24,928	5,04,[illegible]2	40,35,[illegible]64	21,79,716
Other Foreign Countries	100	9	2	..	..	[illegible]24	58	10	..	..
TOTAL FOREIGN COUNTRIES	1,935,646	1,[illegible]91,[illegible]02	1,[illegible]41,[illegible]53	2,[illegible]49,[illegible]22	1,[illegible]59,[illegible]54	70,[illegible]6,[illegible]46	[illegible]0,[illegible]4,[illegible]13	40,47,[illegible]0	93,[illegible]2,[illegible]97	62,[illegible]7,[illegible]20

No. 10—*continued*

ARTICLES, AND COUNTRIES OF CONSIGNMENT; ALSO SHARE OF EACH PROVINCE	QUANTITY					VALUE				
	1929-30	1930-31	1931-32	1932-33	1933-34	1929-30	1930-31	1931-32	1932-33	1933-34
						R	R	R	R	R
Textiles—*continued*										
Silk—*continued*										
***Silk Yarn, Noils, and Warps (III. R)*—contd.**	Lbs.	Lbs.	Lbs.	Lbs.	Lbs.					
Share of Bengal	*403,615*	*228,909*	*155,411*	*2,51,090*	*284,625*	*5,68,826*	*5,90,949*	*4,82,217*	*9,60,682*	*6,69,750*
,, *Bombay*	*1,413,259*	*1,117,620*	*1,449,529*	*2,682,419*	*1,626,859*	*60,94,128*	*43,60,767*	*43,26,353*	*75,04,534*	*37,66,124*
,, *Sind*	*122,686*	*77,047*	*105,404*	*172,619*	*113,041*	*5,11,484*	*2,31,019*	*3,08,789*	*3,65,863*	*2,30,466*
,, *Madras*	*16,439*	*816*	*22*	*1,061*	*3,166*	*8,377*	*3,710*	*231*	*4,562*	*7,569*
,, *Burma*	*18*	*7*	..	..	..	*158*	*30*	..	..	..
TOTAL	1,956,014	1,424,398	1,710,366	3,010,189	2,027,681	71,82,923	51,86,503	51,17,590	88,35,641	46,73,011
***Manufactures*—**										
Goods of silk mixed with other materials (III. R)—	Yards	Yards	Yards	Yards	Yards					
United Kingdom (*excluding* Channel Islands)	232,503	192,449	185,152	240,989	132,144	3,76,624	3,26,360	2,31,517	2,93,984	1,82,395
Hongkong	1,934	3,395	2,115	19,102	4,822	1,058	4,411	1,887	13,510	2,590
Other British Possessions	2,114	3,643	2,987	9,301	4,642	3,265	5,562	3,699	4,659	2,467
TOTAL BRITISH EMPIRE	236,451	199,487	190,254	278,472	141,608	3,81,947	3,35,333	2,37,103	3,12,153	1,87,452
Norway	87	470	..	..	..	570	7,425	..	..	..
Germany	358,955	149,447	170,083	257,563	242,760	5,81,750	2,36,542	2,57,197	3,77,407	3,06,845
Belgium	32,801	9,458	512	5,165	..	45,175	10,430	755	8,388	..
France	69,017	20,360	53,793	46,704	36,489	1,51,627	67,307	1,04,602	95,714	95,203
Switzerland	12,196	6,792	10,046	6,697	22,585	68,780	38,211	39,449	28,013	74,064
Italy (*excluding* Fiume)	89,568	39,002	30,924	85,285	64,712	70,096	50,492	32,332	74,220	63,726
Austria	1,677	20,112	23	4,366	3,242	6,222	4,576	58	4,835	4,578
China (*exclusive of* Hongkong and Macao)	158,308	179,135	576,502	882,038	1,293,349	2,15,809	1,97,937	5,13,730	6,28,569	6,94,971
Japan	2,019,808	3,073,848	4,053,284	8,351,122	8,048,478	19,48,842	18,60,050	18,30,379	27,79,137	40,72,572
United States of America—Pod Atlantic Coast	9,712	1,602	2,183	184,312	..	7,108	1,454	933	37,349	..
,, Pacific ,,	..	820	..	..	..	..	120	..	..	..
Other Foreign Countries	1,189	118	1,141	618	182	2,415	110	3,653	3,240	185
TOTAL FOREIGN COUNTRIES	2,753,443	4,400,754	4,899,391	9,824,800	9,711,701	30,03,388	24,74,054	27,83,094	40,36,872	53,11,614
Share of Bengal	*258,414*	*1,222,217*	*1,140,279*	*2,675,877*	*1,310,856*	*2,18,360*	*5,61,393*	*4,47,335*	*6,31,340*	*4,19,814*
,, *Bombay*	*2,100,498*	*1,05?,839*	*2,455,733*	*4,774,668*	*7,195,175*	*25,07,873*	*10,30,826*	*17,92,799*	*27,37,141*	*42,58,336*
,, *Sind*	*131,871*	*104,553*	*136,185*	*165,576*	*83,354*	*2,32,737*	*1,53,744*	*1,37,602*	*1,33,529*	*1,11,426*
,, *Madras*	*35,907*	*11,224*	*497,904*	*758,603*	*392,247*	*46,264*	*50,544*	*2,22,343*	*2,35,572*	*1,71,101*
,, *Burma*	*461,174*	*2,149,378*	*539,544*	*1,734,548*	*866,737*	*4,71,601*	*16,13,480*	*3,70,118*	*5,61,443*	*5,15,189*
TOTAL	2,989,894	4,600,241	5,089,645	10,103,272	9,853,369	34,76,235	28,09,987	30,20,197	43,49,025	54,99,066
Silk piecegoods (III. R)—	Yards	Yards	Yards	Yards	Yards					
United Kingdom (*excluding* Channel Islands)	43,094	20,607	147,616	91,793	48,224	1,06,507	63,445	1,63,565	85,497	68,095
Ceylon (*excluding* Maldives)	8,243	8,721	24,731	20,134	20,674	17,141	16,256	42,459	24,299	23,929
Straits Settlements	55,833	57,933	38,288	21,805	25,752	49,352	37,054	28,113	19,608	27,932
Hongkong	291,440	97,0?3	92,726	129,023	909,705	2,98,356	1,37,641	89,063	1,02,778	3,41,244
Union of South Africa	6,495	3,294	2,887	2,136	2,171	6,961	3,373	2,497	2,136	2,336
Kenya Colony	1,736	8,154	5,861	4,685	2,966	1,959	8,174	5,859	4,685	2,966
Other British Possessions	3,618	1,215	2,114	1,181	2,426	3,163	1,218	2,293	1,193	2,426
TOTAL BRITISH EMPIRE	411,059	203,817	314,123	270,957	1,011,918	4,83,439	2,67,161	3,34,349	2,40,196	4,64,928

No. 10—*continued*

ARTICLES, AND COUNTRIES OF CONSIGNMENT; ALSO SHARE OF EACH PROVINCE	QUANTITY					VALUE				
	1929-30	1930-31	1931-32	1932-33	1933-34	1929-30	1930-31	1931-32	1932-33	1933-34
Textiles—*continued*						R	R	R	R	R
Silk—*continued*										
Manufactures—*continued*										
Silk piece-goods (III. B)—*continued*	Yards	Yards	Yards	Yards	Yards					
Germany	33,926	20,055	1,772	3,213	14,106	42,628	13,100	10,319	3,143	10,745
Netherlands	7,356	79	..	31	..	6,267	79	..	535	..
Belgium	820,091	361,283	83,333	74,806	85,607	5,69,701	2,29,944	50,612	36,647	57,274
France	92,946	28,726	14,639	8,132	9,232	4,60,896	1,04,102	54,707	28,664	33,020
Switzerland	47,591	12,191	8,040	16,320	31,355	2,15,436	61,727	31,001	63,024	98,597
Italy (*including* Fiume)	18,677	9,292	837	827	396	26,079	15,334	1,147	2,054	1,036
Austria	5,633	141	280	..	334	21,983	552	1,760	..	616
Java	240	193	10,127	..	180	895	215	5,327	..	68
French Indo-China	45	135	8,680	167	201	103	305	8,904	155	186
China (*exclusive* of Hong-kong and Macão)	8,092,702	8,279,347	7,785,678	7,812,465	5,746,220	77,76,278	59,81,849	40,25,148	41,82,792	28,64,893
Japan	13,391,093	7,834,662	11,744,663	20,768,108	34,269,066	1,26,18,912	60,00,405	71,89,433	1,32,96,584	1,47,70,277
Other Foreign Countries	2,367	4,880	2,551	2,907	4,946	5,151	8,219	4,960	7,489	8,788
TOTAL FOREIGN COUNTRIES	22,513,566	16,550,934	19,610,100	34,636,974	40,111,462	2,17,76,831	1,24,19,091	1,22,86,168	1,78,50,766	1,77,01,946
Share of Bengal	*1,289,964*	*1,830,346*	*1,895,913*	*1,695,936*	*744,451*	*11,04,606*	*13,81,492*	*10,71,235*	*8,09,189*	*3,80,013*
,, *Bombay*	*17,548,604*	*11,886,218*	*16,211,535*	*29,383,456*	*36,404,440*	*1,77,03,550*	*89,96,629*	*1,06,40,244*	*1,52,41,736*	*1,60,00,581*
,, *Sind*	*932,573*	*493,161*	*105,621*	*150,066*	*175,735*	*3,07,071*	*4,02,925*	*97,600*	*1,04,187*	*93,223*
,, *Madras*	*209,210*	*727,466*	*734,216*	*1,177,043*	*1,810,779*	*3,24,488*	*6,14,934*	*6,34,019*	*7,7 ,376*	*9,80,110*
,, *Burma*	*3,352,974*	*1,819,603*	*1,339,915*	*2,542,422*	*2,147,935*	*28,19,213*	*13,49,177*	*7,71,373*	*11,64,894*	*7,77,674*
TOTAL	22,924,625	16,756,831	19,924,223	34,957,931	41,123,360	2,22,59,270	1,26,80,255	1,26,90,411	1,80,9 ,962	1,82,16,274
Thread for sewing (III. B)—	Lbs.	Lbs.	Lbs.	Lbs.	Lbs.					
United Kingdom (*including* Channel Islands)	11,382	5,590	5,851	5,384	3,511	1,54,941	84,.85	80,363	69,874	53,817
Other British Possessions	22	52	38	60	78	304	748	412	673	912
TOTAL BRITISH EMPIRE	11,404	5,642	5,889	5,444	3,589	1,54,606	85,.34	80,705	70,547	54,729
Japan	548	6,114	4,200	..	1,446	9,118	64,630	40,661	..	8,095
Other Foreign Countries	50	37	40	17	381	977	1,387	437	166	5,.12
TOTAL FOREIGN COUNTRIES	598	6,151	4,249	17	1,827	10,095	66,017	40,978	166	13,.07
Share of Bengal	*1,580*	*6,276*	*4,736*	*1,4 5*	*1,169*	*25,436*	*68,.50*	*51,547*	*11,671*	*12,.38*
,, *Bombay*	*9,266*	*4,910*	*4,537*	*3,59 *	*2,9 2*	*1,7 ,902*	*70,761*	*62,1 8*	*61,445*	*63,.78*
,, *Sind*	*449*	*278*	*307*	*171*	*573*	*9,647*	*6,489*	*5,.16*	*3,169*	*6,.45*
,, *Madras*	*852*	*3 6*	*76*	*107*	*272*	*8,380*	*4,574*	*1,.31*	*2,.16*	*6,.36*
,, *Burma*	*147*	*134*	*82*	*112*	*1 3*	*4,.35*	*1,767*	*971*	*1,.66*	*1,.12*
TOTAL	12,002	11,703	10,138	5,461	5,.16	1,64,700	1,51,241	1,21,.78	79,.13	87,.56
Other sorts (III. B)—	Lbs.	Lbs.	Lbs.	Lbs.	Lbs					
United Kingdom (*including* Channel Islands)	17,.74	8,.47	8,.47	12,.20	16,.14	97,982	5 .744	85,.41	63,.20	81,.15
Ceylon (*excluding* Maldives)	919	1,.82	103	316	115	13 193	15,.74	1,774	2, .2	1 .20
Straits Settlements	449	248	650	520	2 2	6,117	1,922	6,218	5,1 .	1,119
Hongkong	1,154	736	5 4	366	158	12,.93	5,771	6,273	7 ..	1,.14
Canada—										
,, Atlantic Coast	..	736	440	2	2	..	6,.40	1,.70	8	2 0
,, Pacific	..	..	..	..	2	..	..	..	..	1 .71
Other British Possessions	4	27	..	..	2 0	32	317	..	..	6 0
TOTAL BRITISH EMPIRE	19,.00	12,.40	10,.13	13,.74	17,.12	1,24, 14	89,.72	99,.18	71,.11	87,.76

No. 10—*continued*

ARTICLES, AND COUNTRIES OF CONSIGNMENT; ALSO SHARE OF EACH PROVINCE	QUANTITY					VALUE				
	1929-30	1930-31	1931-32	1932-33	1933-34	1929-30	1930-31	1931-32	1932-33	1933-34
Textiles—*continued*						R	R	R	R	R
Silk—*continued*										
***Manufactures*—continued**										
Other sorts (III. B) —*continued*	Lbs.	Lbs.	Lbs.	Lbs.	Lbs.					
Germany	1,802	707	778	3,588	440	12,283	4,171	4,052	8,644	2,187
Belgium	3,867	8,347	8,071	4,071	1,748	10,662	17,104	12,902	10,758	2,882
France	1,221	156	30	202	130	6,929	1,327	504	1,415	2,096
Switzerland	1,944	6,000	1,164	1,021	42	6,068	4,068	2,405	3,413	39
Austria	1,751	10	2	20	14	7,340	79	47	188	85
China (*exclusive of* Hongkong and Macáo)	4,107	2,134	5,961	7,112	970	19,436	14,434	29,058	25,000	6,789
Japan	6,090	4,941	6,097	14,473	16,589	59,152	51,184	30,537	60,404	69,865
United States of America—										
Pld Atlantic Coast	11,002	6,031	5,239	4,296	5,837	1,99,321	1,26,620	86,240	79,206	55,510
„ Pacific „	..	..	64	196	56	..	..	1,390	3,013	984
Other Foreign Countries	22	611	34	31	122	224	3,702	474	213	624
TOTAL FOREIGN COUNTRIES	31,896	28,937	28,050	35,070	25,952	3,18,124	2,23,580	1,68,500	1,92,248	1,41,001
Share of Bengal	*11,315*	*20,921*	*21,735*	*18,301*	*10,749*	*70,628*	*76,194*	*1,00,353*	*92,124*	*66,322*
„ *Bombay*	*25,884*	*10,550*	*10,392*	*20,919*	*21,421*	*1,69,192*	*91,320*	*71,517*	*1,06,042*	*94,671*
„ *Sind*	*6,665*	*1,681*	*1,782*	*7,028*	*7,396*	*56,148*	*26,681*	*25,989*	*81,267*	*27,528*
„ *Madras*	*3,695*	*1,491*	*1,167*	*679*	*1,013*	*50,737*	*25,568*	*11,402*	*5,834*	*13,281*
„ *Burma*	*4,137*	*5,196*	*3,304*	*2,467*	*2,569*	*1,01,643*	*93,638*	*27,724*	*28,792*	*27,155*
TOTAL	51,696	39,843	38,433	48,494	43,447	4,48,248	3,13,101	2,36,085	2,64,059	2,28,855
[1]*Total value of Silk Manufactures* (including *Silk Yarn, etc.*)—										
United Kingdom (*including* Channel Islands)	—	—	—	—	—	8,16,677	6,63,641	6,98,357	11,71,039	8,15,263
Ceylon (*excluding* Maldives)	—	—	—	—	—	30,471	31,535	44,384	29,121	25,826
Straits Settlements	—	—	—	—	—	58,308	48,639	35,873	25,037	20,404
Hongkong	—	—	—	—	—	3,25,099	1,50,101	95,035	1,24,332	3,46,246
Union of South Africa	—	—	—	—	—	7,114	3,373	2,807	2,136	2,336
Kenya Colony	—	—	—	—	—	2,080	9,105	5,859	4,685	3,026
Canada—										
Pld Atlantic Coast	—	—	—	—	—	..	6,580	5,370	2	390
„ Pacific „	—	—	—	—	—	..	..	..	..	1,874
Other British Possessions	—	—	—	—	—	3,304	1,518	2,203	1,193	3,419
TOTAL BRITISH EMPIRE	—	—	—	—	—	12,43,943	9,09,492	8,90,668	13,57,551	12,24,784
Norway	—	—	—	—	—	570	7,425	4,20,944	..	..
Poland (*including* Danzig)	—	—	—	—	—	..	15,735	..	..	..
Germany	—	—	—	—	—	13,72,280	6,65,898	..	4,93,703	3,19,390
Netherlands	—	—	—	—	—	9,859	6,998	..	355	105
Belgium	—	—	—	—	—	6,63,838	2,84,181	1,91,477	1,48,330	83,736
France	—	—	—	—	—	10,80,562	3,48,020	3,99,292	3,14,945	1,71,612
Portugal (*including* Azores and Madeira)	—	—	—	—	—	..	13,749	..	..	..
Switzerland	—	—	—	—	—	13,91,617	6,84,630	11,49,806	4,03,314	1,42,700
Italy (*including* Fiume)	—	—	—	—	—	30,53,716	16,03,572	19,55,514	24,37,888	5,78,421
Austria	—	—	—	—	—	35,554	13,217	1,455	5,023	5,167
Czechoslovakia	—	—	—	—	—	1,422	755	5,961	1,612	1,395
Java	—	—	—	—	—	436	215	5,327	..	68
French Indo-China	—	—	—	—	—	138	305	8,904	155	182
China (*exclusive of* Hongkong and Macáo)	—	—	—	—	—	85,74,779	74,94,733	68,96,913	61,52,071	50,27,599
Japan	—	—	—	—	—	1,60,23,948	89,01,182	95,99,272	2,01,71,784	2,10,69,455
United States of America—										
Pld Atlantic Coast	—	—	—	—	—	2,05,423	1,29,180	87,581	1,16,639	55,791
„ Pacific „	—	—	—	—	—	..	120	1,811	3,043	984
Other Foreign Countries	—	—	—	—	—	8,313	7,569	1,971	4,992	4,463
TOTAL FOREIGN COUNTRIES	—	—	—	—	—	3,22,76,433	2,02,37,784	2,02,26,188	3,02,52,849	2,74,61,078

No. 10—*continued*

ARTICLES, AND COUNTRIES OF CONSIGNMENT; AND SHARE OF EACH PROVINCE	QUANTITY					VALUE				
	1929-30	1930-31	1931-32	1932-33	1933-34	1929-30	1930-31	1931-32	1932-33	1933-34
Textiles—*continued*										
Silk—*concluded*						R	R	R	R	R
Manufactures—*concluded*										
Total value of Silk Manufactures (including *Silk Yarn, etc.*)—continued										
Share of Bengal	—	—	—	—	—	*19,77,766*	*26,7[illegible],181*	*[illegible],39,707*	*25,93,516*	*13,17,666*
„ *Bombay*	—	—	—	—	—	*2,66,64,365*	*1,46,19,632*	*1,62,93,071*	*2,86,11,331*	*2,[illegible],69,646*
„ *Sind*	—	—	—	—	—	*11,17,060*	*3,70,758*	*6,[illegible],124*	*6,87,945*	*4,69,721*
„ *Madras*	—	—	—	—	—	*6,31,263*	*6,99,[illegible]*	*8,6[illegible],[illegible]*	*10,[illegible],[illegible]*	*11,76,[illegible]*
„ *Burma*	—	—	—	—	—	*33,96,982*	*[illegible],[illegible],037*	*21,59,036*	*27,46,763*	*13,81,979*
TOTAL	—	—	—	—	—	*3,35,30,376*	*2,11,47,176*	*2,11,16,[illegible]*	*3,16,10,[illegible]*	*2,[illegible],[illegible]*
Total value of Silk, Raw and Manufactures	—	—	—	—	—	*6,58,42,989*	*2,99,93,476*	*3,23,56,111*	*4,43,36,681*	*3,[illegible],[illegible]*
Wool—										
Raw (*H. P.*)—	Lbs.	Lbs.	Lbs.	Lbs.	Lbs.					
United Kingdom (*including* Channel Islands)	1,218,914	419,779	973,518	2,127,531	1,539,382	16,59,380	4,93,015	8,71,470	[illegible],24,904	14,30,787
Bahrein Islands	30,376	15,348	19,488	5,264	6,944	12,016	6,600	4,530	[illegible],[illegible]	[illegible],[illegible]
Ceylon (*excluding* Maldives)	20,266	..	..	..	..	11,110	..	..	..	..
Commonwealth of Australia	2,430,484	1,013,206	2,915,705	3,060,870	2,831,130	21,94,[illegible]86	9,93,039	15,14,818	[illegible],10,348	[illegible],02,721
New Zealand	183,127	7,218	106,358	72,949	21,322	1,96,748	4,375	40,456	31,780	11,762
Other British Possessions	3,528	..	..	15,702	..	3,150	..	..	4,230	..
TOTAL BRITISH EMPIRE	3,886,705	2,055,548	4,015,068	5,272,406	4,400,778	40,40,690	14,97,029	24,31,304	36,72,861	32,47,060
Germany	10,579	3,300	44,688	6,384	..	8,150	1,800	10,000	1,111	..
Switzerland	16,031	..	..	..	..	76,225	..	..	..	..
Muskat Territory and Trucial Oman	71,736	58,672	58,361	56,504	34,864	24,505	20,645	11,965	11,07[illegible]	6,[illegible]6
Other Native States in Arabia	136,690	16,800	118,192	160,780	11,424	36,922	6,600	23,870	1,05,900	2,920
Iraq	86,688	21,024	502,764	396,316	2,576	29,040	25,300	1,38,980	1,19,8[illegible]	870
Persia	2,379,206	879,353	1,954,965	1,293,179	648,012	9,14,482	3,06,111	6,91,810	3,02,400	1,81,234
Other Foreign Countries	5,786	470	..	5[illegible]	1,144	2,423	227	..	[illegible]	1,130
TOTAL FOREIGN COUNTRIES	2,706,718	1,019,909	2,675,873	1,913,971	698,084	10,99,906	3,59,[illegible]	8,76,145	[illegible],39,[illegible]	1,92,[illegible]9
Share of Bengal	*1,900,317*	*1,[illegible],961*	*2,[illegible],[illegible]*	*2,[illegible],[illegible]*	*2,[illegible],[illegible]*	*18,06,[illegible]*	*8,72,[illegible]*	*17,[illegible],[illegible]*	*10,08,[illegible]*	*16,[illegible],[illegible]*
„ *Bombay*	*4,[illegible],[illegible]*	*1,[illegible],[illegible]*	*3,[illegible],[illegible]*	*3,[illegible],[illegible]*	*1,[illegible],[illegible]*	*[illegible],[illegible],[illegible]*	*8,[illegible],[illegible]*	*[illegible],[illegible],[illegible]*	*[illegible],[illegible],[illegible]*	*[illegible],[illegible],[illegible]*
„ *Sind*	*[illegible],[illegible]*	*[illegible],[illegible]*	*[illegible],[illegible]*	*[illegible],[illegible]*	*[illegible],[illegible]*	*[illegible],[illegible]*	*[illegible],[illegible]*	*[illegible],[illegible]*	*[illegible],[illegible]*	*[illegible],[illegible]*
„ *Madras*	..	..	..	..	*[illegible],[illegible]*	..	..	..	..	*[illegible],[illegible]*
„ *Burma*	*2*		*[illegible]*	*[illegible]*	*[illegible]*	*[illegible]*	..	*[illegible]*	*[illegible]*	*[illegible]*
TOTAL	6,[illegible],[illegible]	3,[illegible],[illegible]	6,[illegible],[illegible]	7,[illegible],[illegible]	5,[illegible],[illegible]	51,[illegible],[illegible]	18,[illegible],[illegible]	3[illegible],[illegible]	42,[illegible],[illegible]	34,[illegible],[illegible]

No. 10—*continued*

ARTICLES, AND COUNTRIES OF CONSIGNMENT; ALSO SHARE OF EACH PROVINCE	QUANTITY					VALUE				
	1929-30	1930-31	1931-32	1932-33	1933-34	1929-30	1930-31	1931-32	1932-33	1933-34
						R	R	R	R	R
Textiles—*continued*										
Wool—*continued*	Lbs.	Lbs.	Lbs.	Lbs.	Lbs.					
Yarn and knitting wool (III. 8)—										
Worsted yarn for weaving (III. 8)—										
United Kingdom (*including* Channel Islands) .	309,470	194,980	152,021	100,420	300,471	5,39,108	2,98,427	1,91,568	2,19,142	2,92,189
Poland (*including* Dantzig)	66,921	210,336	253,558	344,225	78,060	2,98,337	4,45,226	3,90,119	5,90,803	1,58,889
Germany	60,424	81,394	113,068	79,802	15,159	2,15,430	2,15,195	2,41,047	1,67,735	26,445
Belgium	10,690	16,524	1,705	16,013	3,308	20,527	26,280	2,644	29,691	4,073
France	37,542	63,323	45,174	244,664	21,053	80,782	1,10,351	68,442	3,88,440	28,508
Czechoslovakia .	..	..	..	14,253	..	..	..	..	31,835	..
Austria . . .	600	2,400	1,200	..	..	2,198	7,549	3,208	..	..
Japan	..	..	..	49,086	465,364	..	..	..	81,969	7,03,800
Other Foreign Countries .	889	..	..	2,521	2,490	2,511	..	..	3,050	3,081
TOTAL FOREIGN COUNTRIES .	176,966	373,077	415,605	751,554	686,034	5,29,794	8,04,601	7,12,360	12,03,520	9,25,696
Share of Bengal . . .	*33,266*	*127,241*	*105,653*	*81,997*	*155,939*	*2,32,370*	*2,16,491*	*1,36,016*	*1,31,346*	*1,49,634*
„ Bombay . . .	*130,741*	*89,427*	*73,797*	*50,993*	*379,602*	*2,27,099*	*1,64,477*	*23,126*	*48,416*	*4,96,369*
„ Sind . . .	*257,391*	*333,201*	*430,700*	*765,436*	*348,509*	*5,83,953*	*6,91,266*	*7,26,612*	*13,04,818*	*5,68,572*
„ Madras . . .	*1,114*	*668*	*6,860*	*13,546*	*2,065*	*2,720*	*1,943*	*16,934*	*28,032*	*4,319*
„ Burma . . .	*3,925*	*13,520*	*616*	*12*	..	*22,755*	*39,551*	*1,200*	*50*	..
TOTAL .	486,436	568,057	567,626	911,074	886,505	10,68,897	11,03,028	9,03,028	15,12,662	12,17,885
Knitting wool (III. 8) —	Lbs.	Lbs.	Lbs.	Lbs.	Lbs.					
United Kingdom (*including* Channel Islands) . .	178,854	157,761	199,129	344,306	421,303	4,02,859	3,27,506	3,43,836	6,14,684	7,28,347
Other British Possessions .	13	21	29	24	12	34	18	96	79	22
TOTAL BRITISH EMPIRE .	178,867	157,782	199,158	344,330	421,315	4,02,893	3,27,524	3,43,932	6,14,763	7,28,369
Poland (*including* Dantzig) .	2,367	26,583	75,120	37,659	22,861	11,066	42,049	1,17,438	57,012	38,435
Germany	386,062	286,782	272,004	180,714	37,304	14,10,968	9,34,217	6,49,739	4,55,166	89,118
Belgium	4,857	3,207	20,710	21,145	5	12,542	7,271	43,997	37,849	12
France	14,689	53,077	164,052	190,774	3,533	41,457	87,982	2,31,016	2,82,878	6,984
Italy (*including* Fiume). .	1,003	859	875	6,188	16	3,094	2,731	1,102	13,858	15
Austria	9,321	7,629	3,623	787	..	36,774	27,041	10,783	2,272	..
Czechoslovakia . . .	2	275	376	21,047	..	4	994	1,059	45,389	..
China (*exclusive of* Hongkong and Macáo) . . .	..	795	1	5,144	10	..	1,229	10	11,508	306
Japan . . .	206	..	2,125	187,516	324,517	876	..	9,363	2,74,722	4,79,974
Other Foreign Countries .	27	974	36	481	22	74	2,990	74	1,641	808
TOTAL FOREIGN COUNTRIES .	419,534	380,181	546,012	611,415	388,651	15,16,355	11,06,504	10,64,581	11,82,096	6,15,672

No. 10—*continued*

ARTICLES, AND COUNTRIES OF CONSIGNMENT; ALSO SHARE OF EACH PROVINCE	QUANTITY					VALUE				
	1929-30	1930-31	1931-32	1932-33	1933-34	1929-30	1930-31	1931-32	1932-33	1933-34
Textiles—*continued*	Lbs.	Lbs.	Lbs.	Lbs.	Lbs.	R	R	R	R	R
Wool—*continued*										
Yarn and knitting wool—*continued*										
Knitting wool (III. 8)—*continued*										
Share of Bengal	*117,558*	*87,996*	*59,457*	*148,897*	*139,829*	*3,37,713*	*2,56,093*	[illegible]	*3,43,020*	[illegible]
„ *Bombay*	*136,378*	*194,524*	*361,874*	*416,416*	*154,452*	*4,30,486*	*3,91,238*	*5,13,654*	*5,71,640*	*2,42,743*
„ *Sind*	*225,341*	*162,705*	*215,503*	*316,515*	*422,957*	*7,13,541*	*4,66,624*	*6,66,169*	*6,01,172*	*6,38,471*
„ *Madras*	*67,023*	*31,366*	*27,142*	*27,666*	*37,991*	*2,06,692*	*1,09,597*	*74,214*	*83,431*	*94,743*
„ *Burma*	*62,147*	*61,372*	*44,794*	*56,781*	*54,677*	*2,30,511*	*2,16,178*	*1,17,294*	*1,95,130*	[illegible]
TOTAL	598,401	537,963	739,170	935,775	809,066	19,19,248	14,34,028	14,08,513	17,01,858	13,44,041
Manufactures—	Lbs.	Lbs.	Lbs.	Lbs.	Lbs.					
Blankets and rugs *other than* floor rugs (III. 8)—										
United Kingdom (*including* Channel Islands)	141,117	66,029	59,017	59,038	87,291	2,07,181	1,28,276	98,775	[illegible]	1,07,316
Hongkong	2,516	2,549	3,070	3,039	1,940	8,018	11,672	5,328	6,289	4,039
Other British Possessions	2,700	2,687	947	2,136	375	5,258	5,229	2,651	3,011	758
TOTAL BRITISH EMPIRE	146,333	72,265	63,034	64,213	89,606	2,20,452	1,43,179	98,982	96,466	1,12,108
Germany	310,092	182,575	273,480	217,730	74,058	2,31,567	1,20,982	1,40,696	98,675	31,383
Netherlands	9,502	1,232	454	..	210	10,837	2,086	350	..	421
Belgium	49,567	4,456	11,487	47,470	..	50,186	2,567	4,921	20,766	..
France	114,340	41,886	67,476	39,202	23,519	76,898	27,382	33,489	18,884	10,190
Switzerland	3,360	7,780	..	..	..	9,240	4,162	..	..	..
Italy (*including* Fiume)	4,160,107	3,336,035	1,990,024	3,781,605	4,895,483	44,87,843	33,34,353	[illegible]	31,40,357	37,96,[illegible]
Czechoslovakia	2,598	215	393	1,208	535	7,524	546	[illegible]	2,580	1,554
Japan	10	234	86	13,151	33,823	18	591	96	15,210	[illegible]
United States of America—										
Via Atlantic Coast	36,307	18,632	2,011	506	1,632	26,062	12,373	3,356	1,600	3,133
„ Pacific „	..	9	56	..	60	..	17	48	..	24
Other Foreign Countries	580	1,436	2,922	11,884	757	2,114	2,667	2,072	4,669	723
TOTAL FOREIGN COUNTRIES	4,686,853	3,594,550	2,348,339	4,112,906	5,030,072	48,85,459	35,07,676	17,80,894	33,00,756	38,40,186
Share of Bengal	*1,790,962*	*1,838,965*	*1,[illegible]*	*1,687,853*	*2,063,[illegible]*	*16,66,599*	*16,55,[illegible]*	*7,[illegible]*	*11,77,[illegible]*	*14,18,[illegible]*
„ *Bombay*	*1,194,473*	*596,733*	*[illegible]*	*703,334*	*1,015,[illegible]*	*[illegible]*	*6,87,[illegible]*	*6,37,[illegible]*	*6,85,038*	*3,64,537*
„ *Sind*	*1,365,993*	*753,744*	*478,257*	*1,240,458*	*1,[illegible]*	*[illegible]*	*[illegible]*	*[illegible]*	*11,29,[illegible]*	*[illegible]*
„ *Madras*	*76,166*	*26,231*	*[illegible]*	*[illegible]*	*[illegible]*	*[illegible]*	*[illegible]*	*[illegible]*	*98,181*	*[illegible]*
„ *Burma*	*415,597*	*651,742*	*[illegible]*	*[illegible]*	*[illegible]*	*[illegible]*	*[illegible]*	*[illegible]*	*3,67,183*	*3,73,[illegible]*
TOTAL	4,833,186	3,667,415	2,411,873	4,177,079	5,119,678	51,05,921	36,50,855	[illegible]	33,97,222	40,02,294
Braids (III. 8)—	Lbs.	Lbs.	Lbs.	Lbs.	Lbs.					
United Kingdom (*including* Channel Islands)	3,654	2,586	627	1,018	3,542	15,194	6,952	2,176	3,048	[illegible]
Germany	15,289	6,590	2,094	8,516	1,890	[illegible]	[illegible]	[illegible]	[illegible]	[illegible]
Netherlands	612	1,209	2,202	2,315	1,674	2,055	3,325	6,224	6,565	[illegible]
Czechoslovakia	1,640	1,609	1,647	[illegible]	[illegible]	5,781	5,710	[illegible]	7,271	11,161
Other Foreign Countries	1,160	610	1,204	3,338	872	[illegible]	1,640	3,041	2,100	[illegible]
TOTAL FOREIGN COUNTRIES	19,121	10,819	7,147	17,[illegible]	[illegible]	70,614	[illegible]	[illegible]	[illegible]	[illegible]
Share of Bengal	*10,748*	*6,173*	*[illegible]*	*7,155*	*[illegible]*	*61,[illegible]*	*[illegible]*	[illegible]	*[illegible]*	[illegible]
„ *Bombay*	*3,[illegible]*	*[illegible]*	*[illegible]*	*[illegible]*	*[illegible]*	*[illegible]*	*[illegible]*	*[illegible]*	*[illegible]*	*[illegible]*
„ *Sind*	*[illegible]*	*[illegible]*	*[illegible]*	*[illegible]*	*[illegible]*	*[illegible]*	*[illegible]*	*[illegible]*	*[illegible]*	*[illegible]*
„ *Madras*	*[illegible]*	*[illegible]*	*[illegible]*	*[illegible]*	..	*[illegible]*	*[illegible]*	*[illegible]*	*[illegible]*	..
„ *Burma*	*[illegible]*	*[illegible]*	[illegible]	*[illegible]*	[illegible]	*[illegible]*	*[illegible]*	[illegible]	*[illegible]*	[illegible]
TOTAL	[illegible]	[illegible]	[illegible]	[illegible]	[illegible]	[illegible]	[illegible]	[illegible]	[illegible]	[illegible]

No. 10—*continued*

ARTICLES AND COUNTRIES OF CONSIGNMENT; ALSO SHARE OF EACH PROVINCE	QUANTITY					VALUE				
	1929-30	1930-31	1931-32	1932-33	1933-34	1929-30	1930-31	1931-32	1932-33	1933-34
						R	R	R	R	R
Textiles—*continued*										
Wool—*continued*										
***Manufactures*—continued**	Lbs.	Lbs.	Lbs.	Lbs.	Lbs.					
Carpets and floor rugs (III, 8)—										
United Kingdom (*including* Channel Islands)	134,220	70,681	75,581	81,250	75,362	3,41,824	2,42,012	2,00,027	1,77,177	1,52,343
Ceylon (*excluding* Maldives)	1,120	409	2,007	627	196	2,459	807	12,458	702	277
Other British Possessions	2,593	2,834	6,103	1,538	1,595	5,631	6,856	8,875	4,176	3,238
TOTAL BRITISH EMPIRE	138,133	79,924	84,206	83,421	77,143	3,49,914	2,49,684	2,21,360	1,82,146	1,55,858
Germany	12,436	2,278	1,537	356	360	30,870	5,782	3,097	2,678	1,003
Belgium	1,630	176	582	3,702	12,259	2,848	184	957	4,015	14,158
France	6,530	5,454	7,451	7,386	1,241	15,875	13,450	30,818	80,062	2,083
Italy (*including* Fiume)	355,740	12,190	9,266	1,475	3,033	3,69,083	10,785	6,837	2,007	4,501
Iraq	3,727	6,411	5,974	5,447	6,112	10,769	14,830	15,406	10,377	10,582
Persia	61,789	55,842	1,45,004	77,092	14,440	1,53,207	1,12,572	2,07,341	79,698	18,241
China (*exclusive of* Hongkong and Macao)	7,227	6,156	2,155	2,705	7,371	7,232	10,313	4,514	4,423	14,692
Egypt	2,490	104	519	122	1,189	12,383	513	2,155	784	1,626
United States of America— Atlantic Coast Pacific	9,595 ..	5,544 112	4,478 30	3,246 ..	9,005 45	21,065 ..	25,465 569	18,800 150	31,711 ..	7,869 134
Other Foreign Countries	4,321	2,085	4,821	1,742	2,709	8,415	7,433	9,080	3,823	3,947
TOTAL FOREIGN COUNTRIES	465,494	90,387	182,717	104,393	57,893	6,41,007	2,01,887	2,04,755	2,20,128	79,439
Share of Bengal	*343,374*	*49,648*	*36,157*	*35,806*	*34,058*	*4,19,078*	*1,06,074*	*65,040*	*73,069*	*63,378*
" *Bombay*	*121,271*	*90,411*	*190,903*	*123,483*	*70,510*	*3,07,969*	*2,66,368*	*3,52,921*	*2,70,748*	*1,17,699*
" *Sind*	*22,626*	*25,891*	*29,317*	*16,595*	*14,668*	*76,473*	*60,801*	*70,192*	*38,909*	*27,724*
" *Madras*	*26,682*	*6,725*	*8,925*	*9 436*	*8,951*	*15,603*	*14,014*	*25,158*	*13,039*	*16,433*
" *Burma*	*89,175*	*3,618*	*1,712*	*3,494*	*6,549*	*1,42,407*	*5,014*	*2,794*	*6,508*	*10,063*
TOTAL	603,627	176,311	267,015	187,814	135,036	9,01,521	4,51,471	5,16,115	4,02,273	2,35,297
Hosiery (III, 8)—	Lbs.	Lbs.	Lbs.	Lbs.	Lbs.					
United Kingdom (*including* Channel Islands)	338,301	170,154	124,606	107,179	108,856	16,61,551	7,76,046	5,57,810	4,57,647	4,03,831
Hongkong	9,805	9,527	3,189	5,238	544	38,509	38,038	5,730	17,072	1,421
Other British Possessions	443	119	428	203	7	917	692	741	1,789	27
TOTAL BRITISH EMPIRE	348,609	179,800	128,283	112,620	109,407	17,00,977	8,15,376	5,64,281	4,76,508	4,05,279
Germany	20,734	10,237	6,900	1,414	12	1,06,905	68,487	25,009	5,230	55
France	26,267	9,288	2,321	113	2	1,30,913	50,716	14,624	1,155	10
Switzerland	1,583	512	60	151	720	11,834	2,617	737	1,278	4,159
Italy (*including* Fiume)	2,048	361	1,002	103	792	6,748	1,570	4,831	405	2,304
Czechoslovakia	553	1,090	118	150	20	1,609	5,772	862	521	94
Japan	8,151	12,630	17,807	150,230	169,087	28,306	23,143	56,180	2,05,016	4,10,310
Other Foreign Countries	1,640	1,030	1,376	1,024	196	7,931	4,728	2,640	1,494	161
TOTAL FOREIGN COUNTRIES	60,986	41,047	29,104	153,215	171,729	3,03,836	1,57,072	1,04,883	2,15,093	4,17,083
Share of Bengal	*145,383*	*62,781*	*33,170*	*118,846*	*106,735*	*6,69,705*	*3,51,252*	*1,56,729*	*3,39,790*	*3,54,787*
" *Bombay*	*87,656*	*51,128*	*64,379*	*90,524*	*101,373*	*4,06,946*	*1,93,523*	*2,58,828*	*3,24,490*	*3,59,118*
" *Sind*	*124,427*	*67,488*	*75,150*	*23,199*	*36,461*	*6,67,787*	*3,64,358*	*1,47,163*	*96,351*	*1,46,468*
" *Madras*	*5,668*	*5,230*	*4,458*	*1,910*	*2,765*	*17,105*	*17,576*	*15,157*	*5,210*	*9,829*
" *Burma*	*48,436*	*61,786*	*19,927*	*31,057*	*37,357*	*2,49,770*	*2,05,709*	*92,237*	*1,23,660*	*1,15,179*
TOTAL	409,575	220,837	157,387	265,835	284,116	20,64,313	9,72,448	8,69,114	6,92,501	8,82,362
Piecegoods (III, 8)—	Yards	Yards	Yards	Yards	Yards					
United Kingdom (*including* Channel Islands)	3,738,331	2,040,133	1,311,881	2,798,737	3,181,372	90,79,568	47,70,513	24,77,685	52,47,579	57,44,261
Ceylon (*excluding* Maldives)	1,636	1,210	1,806	807	..	2,048	1,537	4,428	1,902	..
Hongkong	1,488	286	93	7,590	206	3,849	821	95	18,276	177
Other British Possessions	7,060	5,035	7,604	4,481	7,700	11,192	6,118	9,056	4,979	9,216
TOTAL BRITISH EMPIRE	3,742,682	2,046,963	1,321,394	2,811,615	3,189,338	90,96,657	47,78,569	24,91,264	52,72,736	57,53,653

No. 10—*continued*

ARTICLES, AND COUNTRIES OF CONSIGNMENT; ALSO SHARE OF EACH PROVINCE	QUANTITY					VALUE				
	1929-30	1930-31	1931-32	1932-33	1933-34	1929-30	1930-31	1931-32	1932-33	1933-34
						R	R	R	R	R
Textiles—*continued*										
Wool—*continued*										
Manufactures—continued										
Piece goods (III. 8)—*continued*	Yards.	Yards.	Yards.	Yards.	Yards.					
Sweden	811	..	18,578	..	..	1,890	..	26,010	..	..
Poland (*including* Danzig)	20,402	26,180	..	179,119	295,763	75,084	34,547	..	2,03,809	3,23,897
Germany	1,151,606	490,703	254,634	461,902	399,137	24,64,532	5,16,210	4,15,248	5,76,180	6,47,809
Netherlands	245,184	121,965	88,125	59,122	33,942	3,37,980	1,66,182	2,36,922	1,59,746	87,242
Belgium	222,401	196,210	78,934	504,251	539,764	3,28,574	3,89,077	1,48,186	5,76,871	4,55,787
France	3,952,441	2,066,367	2,036,216	4,561,869	2,742,858	60,09,063	24,01,127	16,10,048	34,29,706	17,42,089
Switzerland	47,598	28,522	1,977	27,797	34,785	90,013	33,436	2,276	28,914	71,019
Italy (*including* Fiume)	2,120,290	2,017,031	1,385,838	3,607,710	2,123,412	29,81,206	25,30,806	15,16,208	42,18,933	22,02,206
Austria	3,979	5,437	8,838	6,944	3,074	15,703	19,370	17,933	13,803	6,900
Czechoslovakia	280,387	148,547	184,546	200,213	58,245	7,00,987	3,19,110	3,25,486	3,27,840	1,17,279
Persia	..	1,173	82	10,314	59	..	1,952	280	8,120	87
Siam	..	..	14,094	..	..	..	..	3,423	..	..
Japan	711,535	567,975	121,390	1,412,661	2,000,419	4,79,714	2,92,101	72,718	7,78,404	15,47,222
Portuguese East Africa	602	188	136	224	3,941	757	310	136	224	5,473
United States of America—										
Vid Atlantic Coast	38,256	387	425	441	38	23,846	1,136	1,062	466	85
,, Pacific ,,	40	..	..	..	..	100	..	..	..	..
Other Foreign Countries	3,666	1,842	359	2,585	1,145	6,278	1,916	470	3,367	2,078
TOTAL FOREIGN COUNTRIES	8,818,198	5,672,447	4,194,160	11,138,146	8,346,578	1,42,25,891	72,07,379	43,83,513	1,06,30,809	78,73,136
Share of Bengal	*2,059,909*	*1,579,751*	*1,077,186*	*2,182,521*	*1,944,810*	*34,70,748*	*24,12,511*	*13,31,004*	*23,80,038*	*21,29,894*
,, *Bombay*	*4,665,774*	*2,176,731*	*1,447,426*	*3,726,348*	*4,131,197*	*1,04,27,826*	*38,89,661*	*23,70,079*	*68,72,923*	*60,17,348*
,, *Sind*	*4,643,459*	*2,437,495*	*2,761,228*	*6,636,846*	*4,484,796*	*70,81,612*	*31,30,146*	*27,15,410*	*62,83,103*	*37,24,626*
,, *Madras*	*109,108*	*73,336*	*34,990*	*179,277*	*210,221*	*2,80,260*	*1,42,673*	*77,116*	*1,87,041*	*1,84,461*
,, *Burma*	*1,082,625*	*1,459,037*	*190,725*	*1,213,176*	*624,892*	*20,01,972*	*24,10,142*	*2,83,218*	*14,79,460*	*7,70,494*
TOTAL	12,560,875	7,749,400	5,515,554	13,946,761	11,535,916	2,28,23,248	1,19,48,948	69,74,778	1,61,17,946	1,30,26,746
Shawls (III. 8)—	No.	No.	No.	No.	No.					
United Kingdom (*including* Channel Islands)	73,101	14,147	2,504	10,868	8,908	2,78,294	74,944	12,018	37,402	24,412
Other British Possessions	789	50	563	22	62	4,052	246	2,454	113	181
TOTAL BRITISH EMPIRE	73,890	14,197	2,067	10,887	8,970	2,79,646	75,190	14,472	37,515	24,614
Germany	270,247	223,494	113,999	196,262	171,456	16,18,456	9,56,114	4,92,284	7,30,146	7,49,984
Belgium	17,742	1,140	..	2,813	99	84,733	6,239	..	7,234	891
France	87,997	23,075	4,015	22,982	8,893	3,70,072	88,681	4,108	68,241	20,954
Switzerland	774	224	..	422	154	9,811	2,613	..	346	1,062
Italy (*including* Fiume)	186,349	129,969	60,576	56,548	38,177	1,91,779	3,17,849	75,266	1,30,[illegible]	31,[illegible]

No. 10—*continued*

ARTICLES AND COUNTRIES OF CONSIGNMENT AND SHARE OF EACH PROVINCE	QUANTITY					VALUE				
	1929-30	1930-31	1931-32	1932-33	1933-34	1929-30	1930-31	1931-32	1932-33	1933-34
						R	R	R	R	R
Textiles—*continued*										
Wool—*continued*										
***Manufactures*—continued**										
Blankets (III, 8)—*continued*	No.	No.	No.	No.	No.					
Austria	780	224	..	..	..	6,060	736	..	..	..
Japan	120	..	2,476	58,338	106,495	182	..	2,728	58,301	1,14,262
Other Foreign Countries	312	13	69	8	360	2,544	78	465	1,292	1,488
TOTAL FOREIGN COUNTRIES	584,381	378,239	160,823	327,404	322,645	24,12,897	13,88,109	5,79,548	10,46,146	9,23,533
Share of Bengal	*306,533*	*170,200*	*90,427*	*70,934*	*34,706*	*13,09,206*	*6,22,171*	*2,78,149*	*2,48,696*	*1,23,930*
" *Bombay*	*70,796*	*37,089*	*9,757*	*24,632*	*43,437*	*4,34,217*	*1,96,213*	*47,229*	*1,31,423*	*2,01,264*
" *Sind*	*77,465*	*66,860*	*24,800*	*70,073*	*69,464*	*5,18,029*	*3,07,436*	*1,49,447*	*3,60,102*	*3,21,623*
" *Madras*	*16,456*	*18,399*	*30,243*	*45,934*	*50,746*	*85,909*	*82,912*	*1,04,850*	*1,78,642*	*1,64,499*
" *Burma*	*187,024*	*109,897*	*3,663*	*126,718*	*133,812*	*3,44,972*	*2,04,466*	*14,645*	*1,74,798*	*1,36,931*
TOTAL	658,271	402,436	163,890	338,291	331,615	26,92,333	14,13,399	5,94,320	10,83,661	9,48,147
Other kinds (III, 8)—	Lbs.	Lbs.	Lbs.	Lbs.	Lbs.					
United Kingdom (*including* Channel Islands)	151,373	99,948	191,993	342,355	320,823	2,89,512	1,06,488	1,82,097	3,32,709	3,39,027
Other British Possessions	1,742	1,597	1,193	1,402	550	5,017	3,885	2,759	2,249	1,015
TOTAL BRITISH EMPIRE	153,115	101,545	193,186	343,757	321,373	2,94,529	1,10,373	1,84,856	3,34,958	3,40,042
Germany	46,129	27,426	16,177	9,079	20,369	78,395	40,808	22,342	16,074	25,648
France	2,615	2	52	2	3,518	6,965	13	88	10	1,732
Italy (*including* Fiume)	52,512	23,958	985	8,449	482	57,244	20,187	1,975	4,636	735
Hungary	..	..	..	7,071	12,308	..	..	..	8,233	13,075
Czechoslovakia	5,458	3,323	4,579	5,522	259	12,507	4,293	5,631	6,916	269
Japan	386	2,225	2,536	107	6,532	3,901	3,233	9,727	347	6,108
United States of America—										
Mid Atlantic Coast	47,360	25,069	5,138	23,723	11,726	26,197	14,010	3,952	16,413	6,934
Other Foreign Countries	2,758	624	2,527	2,646	2,159	4,683	1,427	3,148	5,719	3,505
TOTAL FOREIGN COUNTRIES	157,212	82,617	31,992	51,004	57,352	1,89,082	92,976	46,868	58,998	58,606
Share of Bengal	*66,315*	*50,504*	*27,889*	*71,511*	*76,917*	*1,60,529*	*73,493*	*40,750*	*88,025*	*76,963*
" *Bombay*	*114,132*	*70,163*	*90,339*	*168,521*	*136,385*	*2,05,238*	*87,092*	*1,43,674*	*2,18,647*	*1,92,595*
" *Sind*	*8,911*	*2,326*	*31,335*	*104,638*	*80,201*	*16,913*	*3,779*	*14,614*	*52,053*	*90,425*
" *Madras*	*16,256*	*3,337*	*6,211*	*6,563*	*7,115*	*29,621*	*9,061*	*8,389*	*8,671*	*17,951*
" *Burma*	*76,632*	*57,612*	*70,406*	*45,388*	*57,407*	*72,210*	*29,584*	*24,692*	*26,530*	*20,951*
TOTAL	310,527	184,162	225,178	395,361	378,725	4,84,511	2,03,349	2,31,719	3,93,956	3,98,648
Total value of Woollen Manufactures (including hosiery and knitting wool)—										
United Kingdom (including Channel Islands)	—	—	—	—	—	1,23,12,186	67,31,706	40,52,992	71,77,524	78,57,630
Ceylon (*excluding* Maldives)	—	—	—	—	—	8,871	6,399	18,070	6,322	4,037
Straits Settlements	—	—	—	—	—	14,374	3,716	7,568	5,548	1,476

No. 10—*continued*

ARTICLES, AND COUNTRIES OF CONSIGNMENT; ALSO SHARE OF EACH PROVINCE	Quantity					Value				
	1929-30	1930-31	1931-32	1932-33	1933-34	1929-30	1930-31	1931-32	1932-33	1933-34
						R	R	R	R	R
Textiles—*continued*										
Wool—*concluded*										
Manufactures—concluded										
Total value of Woollen Manufactures (including *Yarn and knitting wool*) —continued										
Hongkong	—	—	—	—	—	50,454	50,936	11,836	41,647	6,074
Union of South Africa	—	—	—	—	—	4,681	1,451	4,782	1,668	1,198
Kenya Colony	—	—	—	—	—	1,885	4,645	4,922	2,717	4,043
Other British Possessions	—	—	—	—	—	6,694	8,431	7,691	1,838	3,186
TOTAL BRITISH EMPIRE	—	—	—	—	—	1,24,99,145	68,05,374	41,07,861	72,37,281	78,77,946
Poland (*including* Dantzig)	—	—	—	—	—	2,97,337	5,21,422	5,29,667	5,51,321	5,21,246
Germany	—	—	—	—	—	62,40,830	31,77,678	19,06,003	24,35,899	15,74,776
Netherlands	—	—	—	—	—	5,52,289	3,79,952	2,46,667	1,67,119	92,852
Belgium	—	—	—	—	—	6,66,417	4,33,144	2,08,266	6,86,565	4,76,851
France	—	—	—	—	—	66,81,881	27,80,998	19,06,029	42,67,468	18,14,227
Switzerland	—	—	—	—	—	1,24,278	43,466	3,316	46,714	73,819
Italy (*including* Fiume)	—	—	—	—	—	88,00,794	62,22,904	32,01,711	74,98,161	61,08,166
Austria	—	—	—	—	—	61,908	56,369	35,637	17,759	6 81
Hungary	—	—	—	—	—	..	..	..	11,142	14,044
Czechoslovakia	—	—	—	—	—	7,30,993	3,36,707	3,40,859	6,22,012	1,31,825
Iraq	—	—	—	—	—	11,636	15,008	15,775	12,943	11,179
Persia	—	—	—	—	—	1,53,453	1,14,837	2,08,841	89,487	18,857
Siam	—	—	—	—	—	283	2,461	8,423	..	..
China (*returns of Hongkong and Macão*)	—	—	—	—	—	11,041	14,706	6,033	16,943	10,105
Japan	—	—	—	—	—	5,14,089	3,19,083	1,52,112	14,15,678	33,07,000
Egypt	—	—	—	—	—	12,436	715	2,317	834	1,747
Portuguese East Africa	—	—	—	—	—	1,099	453	818	224	2,204
United States of America—										
Via Atlantic Coast	—	—	—	—	—	1,01,106	57,493	22,576	51,744	18,408
„ Pacific	—	—	—	—	—	175	586	148	..	188
Other Foreign Countries	—	—	—	—	—	10,899	4,925	4,762	5,777	9,159
TOTAL FOREIGN COUNTRIES	—	—	—	—	—	2,47,75,655	1,44,71,813	89,98,656	1,81,97,787	1,48,06,248
Share of Bengal	—	—	—	—	—	*84,07,627*	*50,09,230*	*30,17,804*	*46,79,816*	*66,40,666*
„ *Bombay*	—	—	—	—	—	*1,31,90,602*	*58,37,879*	*41,60,794*	*74,16,830*	*54,46,234*
„ *Sind*	—	—	—	—	—	*1,11,80,513*	*58,15,497*	*67,8 ,856*	*58,49,348*	*57,76,198*
„ *Madras*	—	—	—	—	—	*7,73,199*	*6,11,900*	*3,70,455*	*6,09,845*	*5,39,569*
„ *Burma*	—	—	—	—	—	*51,15,467*	*30,77,971*	*7,37,377*	*23,79,810*	*15,40,127*
TOTAL	—	—	—	—	—	3,76,74,809	2,12,37,187	1,30,96,316	3,54,35,068	2,20,48,836
Total value of Wool and Woollens	—	—	—	—	—	4,24,45,306	2,11,11,099	1,81,06,766	2,26,67,246	2,54,93,613

No. 10—*continued*

ARTICLES, AND COUNTRIES OF CONSIGNMENT; ALSO SHARE OF EACH PROVINCE	QUANTITY					VALUE				
	1929-30	1930-31	1931-32	1932-33	1933-34	1929-30	1930-31	1931-32	1932-33	1933-34
Textiles—*continued*						R	R	R	R	R
Artificial Silk—	Lbs.	Lbs.	Lbs.	Lbs.	Lbs.					
Artificial silk yarn (III T)—										
United Kingdom (*including* Channel Islands)	1,426,767	1,005,860	999,066	1,656,450	1,589,132	19,52,094	11,97,842	10,57,889	14,34,958	12,89,638
Canada—										
Vid Atlantic Coast	194,230	229,500	151,610	52,000	..	2,74,363	2,66,690	1,44,055	52,307	..
Commonwealth of Australia	3,690	..	..	..	..	6,390	..	..	..	..
Other British Possessions	..	11	..	3	..	..	14	..	3	..
TOTAL BRITISH EMPIRE	1,624,687	1,235,371	1,150,676	1,708,453	1,589,132	22,32,847	14,64,546	12,01,944	14,87,268	12,89,638
Poland (*including* Dantzig)	..	..	2,000	32,000	..	..	..	1,918	26,269	..
Germany	862,910	269,944	823,674	406,343	500,726	5,50,475	3,28,707	3,11,530	3,35,426	4,18,110
Netherlands	430,037	762,980	1,003,098	847,160	214,170	6,35,678	8,67,172	10,10,106	7,14,082	1,96,733
Belgium	101,191	93,222	118,010	170,200	123,800	1,25,329	91,338	1,08,848	1,41,082	99,898
France	882,798	120,742	727,424	360,129	514,638	11,64,809	1,39,749	7,31,803	3,26,307	4,15,699
Switzerland	405,880	80,460	291,480	67,816	37,376	5,32,907	89,226	2,76,576	67,262	24,404
Italy (*including* Fiume)	3,462,784	4,519,807	3,899,354	5,608,756	4,280,717	45,80,655	50,00,203	41,29,374	47,80,504	37,57,432
Austria	36,200	6,800	..	..	..	53,514	9,103	..	..	..
Czechoslovakia	12,832	1,000	9,105	110	..	19,616	1,105	7,898	245	..
Syria	8,501	..	..	..	..	10,346	..	..	..	..
Japan	180	19,420	436,045	1,798,903	2,542,319	442	19,618	4,89,725	13,75,990	20,01,695
United States of America—										
Vid Atlantic Coast	..	10,000	..	..	..	..	11,842	..	..	..
Other Foreign Countries	3,000	40	1,740	2,223	41	3,975	22	4,990	2,110	51
TOTAL FOREIGN COUNTRIES	5,728,319	5,884,415	6,811,870	9,293,640	8,219,787	76,77,746	66,18,146	70,22,677	77,69,277	69,09,022
Share of Bengal	*196,309*	*124,181*	*82,260*	*255,179*	*697,661*	*1,89,940*	*1,55,209*	*84,331*	*2,08,035*	*4,90,309*
,, *Bombay*	*4,472,352*	*4,206,336*	*5,318,694*	*6,387,411*	*5,958,251*	*60,36,819*	*47,27,014*	*55,73,708*	*53,63,520*	*50,99,879*
,, *Sind*	*199,595*	*64,106*	*23,792*	*163,167*	*132,752*	*2,49,130*	*57,965*	*22,572*	*1,35,635*	*1,11,595*
,, *Madras*	*2,119,379*	*2,433,581*	*2,423,717*	*3,899,524*	*2,950,503*	*30,08,975*	*27,67,572*	*23,92,421*	*32,78,519*	*23,69,222*
,, *Burma*	*335,435*	*311,083*	*314,083*	*291,812*	*139,747*	*4,25,729*	*3,74,629*	*1,51,589*	*2,70,943*	*1,27,664*
TOTAL	7,353,006	7,119,786	7,962,546	11,002,093	9,608,919	99,10,593	80,82,692	82,24,621	92,56,545	81,98,060
Piecegoods made entirely of artificial silk (a)—		Yards	Yards	Yards	Yards					
United Kingdom (*including* Channel Islands)	—	94,710	409,838	429,883	431,324	—	88,495	3,06,887	3,53,677	2,81,498
Ceylon (*excluding* Maldives)	—	205	24,600	23,146	10,279	—	138	10,272	7,051	4,070
Straits Settlements	—	17,568	50,242	51,423	40,259	—	7,975	20,162	17,522	18,758
Hongkong	—	45,719	3,980	752	2,716	—	14,543	1,354	379	1,735
Union of South Africa	—	..	5,616	2,592	2,155	—	..	5,616	2,592	2,155
Kenya Colony	—	..	3,389	48,092	20,495	—	..	3,389	14,842	10,572
Other British Possessions	—	..	11,197	10,446	2,086	—	..	4,312	3,473	1,870
TOTAL BRITISH EMPIRE	—	158,202	508,862	566,334	509,314	—	1,11,151	3,52,488	3,99,536	3,20,658
Germany	—	13,979	42,655	4,806	40,277	—	17,545	29,197	7,946	35,038
France	—	4,365	40,263	116,684	72,022	—	10,154	35,015	1,09,162	67,978
Switzerland	—	5,356	5,812	3,122	15,552	—	3,654	4,051	4,455	13,623
Italy (*including* Fiume)	—	101,593	346,247	128,027	80,610	—	59,715	1,27,033	68,103	63,069
Austria	—	5,905	16,102	22,381	4,429	—	6,286	12,518	13,482	397
Czechoslovakia	—	247	2,441	8,661	..	—	1,033	1,191	13,807	..
Albania	—	31,470	..	..	..	—	9,977	..	..	..
Iraq	—	20	64,426	231,382	2,288	—	25	16,370	51,707	1,076
Siam	—	23,627	6	3	15	—	9,895	6	3	15
China (*exclusive* of Hongkong and Macao)	—	172,477	132,847	23,837	13,400	—	49,622	37,650	11,435	6,039
Japan	—	22,558,785	73,309,268	111,703,459	39,631,289	—	80,28,913	2,05,06,761	2,46,11,781	1,03,04,589
Other Foreign Countries	—	3,687	4,454	10,565	28,432	—	6,402	3,642	6,017	12,257
TOTAL FOREIGN COUNTRIES	—	22,921,511	73,964,516	112,257,947	39,888,314	—	82,03,221	2,07,73,429	2,48,97,893	1,05,04,081

(a) Separately recorded from September, 1930. The figures for 1930-31 represent figures for seven months, September, 1930 to March, 1931.

No. 10—*continued*

ARTICLES, AND COUNTRIES OF CONSIGNMENT; ALSO SHARE OF EACH PROVINCE	QUANTITY					VALUE				
	1929-30	1930-31	1931-32	1932-33	1933-34	1929-30	1930-31	1931-32	1932-33	1933-34
Textiles—*continued*										
***Artificial Silk*—continued**		Yards	Yards	Yards	Yards	R	R	R	R	R
Piecegoods made entirely of artificial silk (*a*)—*contd.*										
Share of Bengal	—	*2,495,393*	*8,458,487*	*11,563,219*	*4,130,297*	—	*8,93,621*	*26,66,765*	*35,75,767*	*11,06,858*
,, *Bombay*	—	*3,398,941*	*50,081,253*	*30,465,844*	*31,099,332*	—	*30,11,717*	*1,36,63,561*	*1,54,13,982*	*86,67,340*
,, *Sind*	—	*3,139,851*	*6,720,841*	*9,659,611*	*3,176,984*	—	*10,70,876*	*20,63,753*	*35,76,667*	*6,69,231*
,, *Madras*	—	*2,489,450*	*4,693,780*	*5,169,318*	*1,013,966*	—	*8,96,319*	*14,39,179*	*11,45,459*	*2,91,956*
,, *Burma*	—	*6,556,979*	*4,119,319*	*5,861,304*	*937,149*	—	*24,61,539*	*13,63,632*	*13,46,459*	*3,47,614*
TOTAL	—	23,079,713	74,473,378	112,819,281	40,397,628	—	83,14,372	2,11,23,917	[illegible]	1,0[illegible]
Piecegoods made of cotton and artificial silk (*a*)—		Yards	Yards	Yards	Yards					
United Kingdom (*including* Channel Islands)	—	658,999	1,236,354	3,147,983	2,302,040	—	3,50,605	6,51,686	13,52,888	11,24,603
Other British Possessions	—	13,305	13,982	983	8,016	—	10,238	7,942	471	3,193
TOTAL BRITISH EMPIRE	—	672,304	1,250,336	3,148,966	2,310,056	—	3,60,843	6,61,627	13,53,359	11,27,796
Germany	—	79,219	183,314	318,781	81,572	—	1,87,073	4,62,487	7,76,558	1,36,068
Netherlands	—	24,183	14,583	3,611	612	—	19,582	14,704	7,112	2,583
Belgium	—	63,223	112,025	80,628	21,315	—	49,494	64,097	51,313	19,202
France	—	3,861	203,791	63,517	23,350	—	6,717	83,873	38,661	21,676
Portugal (*including* Azores and Madeira)	—	81,104	..	..	..	—	81,069	..	..	..
Switzerland	—	811,020	1,974,636	987,119	157,200	—	3,36,517	7,53,803	4,33,182	91,143
Italy (*including* Fiume)	—	2,246,704	4,865,721	4,377,159	3,021,436	—	7,06,246	14,76,758	21,17,048	13,68,618
Austria	—	145,623	270,681	626,216	10,266	—	62,955	1,43,517	2,87,672	6,301
Czechoslovakia	—	33,423	16,167	6,805	6,819	—	89,441	25,798	12,826	7,617
China (*exclusive of* Hongkong and Macao)	—	2,571	6,583	15,659	3,228	—	1,604	8,082	8,958	1,988
Japan	—	854,269	1,259,647	2,707,854	8,595,798	—	2,69,945	3,83,317	6,32,148	21,08,954
Other Foreign Countries	—	3,999	7,408	11,437	25,209	—	2,839	3,328	3,167	6,080
TOTAL FOREIGN COUNTRIES	—	4,348,199	8,915,547	9,288,786	11,944,805	—	17,03,432	33,89,765	43,67,445	38,01,168
Share of Bengal	—	*1,102,258*	*1,940,368*	*2,995,850*	*2,569,909*	—	*4,05,661*	*6,89,250*	*9,56,205*	*7,38,661*
,, *Bombay*	—	*2,607,365*	*6,887,705*	*6,763,404*	*9,133,530*	—	*10,64,719*	*22,91,823*	*30,20,593*	*21,03,941*
,, *Sind*	—	*504,199*	*1,329,472*	*919,748*	*750,620*	—	*2,38,496*	*6,16,450*	*3,11,905*	*3,67,119*
,, *Madras*	—	*114,881*	*396,787*	*760,395*	*753,653*	—	*63,130*	*1,91,901*	*4,36,989*	*2,76,629*
,, *Burma*	—	*691,830*	*741,631*	*1,006,858*	*1,041,859*	—	*3,89,381*	*5,51,946*	*6,43,111*	*4,50,819*
TOTAL	—	5,020,503	10,165,883	12,437,752	14,254,861	—	20,64,275	40,51,392	57,20,804	[illegible]
Piecegoods of cotton embroidered or superimposed with Artificial Silk*										
United Kingdom (*including* Channel Islands)	—	—	—	—	22,583	—	—	—	—	9,300
Germany	—	—	—	—	54,297	—	—	—	—	14,953
France	—	—	—	—	74,837	—	—	—	—	32,044
Switzerland	—	—	—	—	2,289,397	—	—	—	—	10,07,891
Italy (*exluding* Fiume)	—	—	—	—	416,930	—	—	—	—	2,00,[illegible]
Austria	—	—	—	—	804,671	—	—	—	—	3,63,130
Japan	—	—	—	—	19,430	—	—	—	—	9,[illegible]
Other Foreign Countries	—	—	—	—	12	—	—	—	—	3
TOTAL FOREIGN COUNTRIES	—	—	—	—	3,689,574	—	—	—	—	16,27,[illegible]
Share of Bengal	—	—	—	—	*114,105*	—	—	—	—	*43,909*
,, *Bombay*	—	—	—	—	*2,969,734*	—	—	—	—	*13,64,406*
,, *Sind*	—	—	—	—	*572,560*	—	—	—	—	*2,05,593*
,, *Madras*	—	—	—	—	*5,100*	—	—	—	—	*5,297*
,, *Burma*	—	—	—	—	*40,304*	—	—	—	—	*8,407*
TOTAL	—	—	—	—	3,682,107	—	—	—	—	16,16,[illegible]
Total of Piecegoods, of cotton and artificial silk (III. T—	Yards	Yards	Yards	Yards	Yards					
United Kingdom (*including* Channel Islands)	7,226,794	2,406,606	1,646,192	3,577,696	2,756,897	61,55,348	12,74,419	9,60,372	17,06,585	14,15,601
Ceylon (*excluding* Maldives)	1,180	4,327	31,061	23,174	10,953	1,190	3,068	13,327	7,068	4,259
Straits Settlements	41,685	25,384	53,612	52,296	47,601	31,087	12,072	21,245	17,899	21,702
Hongkong	4,549	46,924	6,880	752	2,716	5,011	15,068	2,154	370	1,735
Union of South Africa	7,061	2,459	6,237	2,502	2,155	7,095	2,459	6,206	2 502	2,155
Kenya Colony	2,703	[illegible]	8,011	48,172	20,496	2,714	8,615	6,081	14,952	10,[illegible]
Other British Possessions	1,178	2,292	11,835	10,446	2,076	1,177	1,987	4,[illegible]20	3,473	1,944
TOTAL BRITISH EMPIRE	7,2[illegible]6,152	2,496,641	1,769,198	3,715,340	2,[illegible]41,993	62 01,596	13 18,993	10,14,115	17,42,895	14,57,756
Germany	777,275	301,[illegible]66	22[illegible]969	2,3[illegible]547	176,146	9 67,[illegible]76	3,58,[illegible]16	6,61,[illegible]94	7,83,[illegible]14	2,[illegible]0[illegible]3
Netherlands	1[illegible]0,127	51,[illegible]47	16,[illegible]11	3,611	[illegible]12	1,[illegible]8,[illegible]64	40,[illegible]66	17,[illegible]76	7,[illegible]19	[illegible]1
Belgium	557,197	216,[illegible]56	117,[illegible]25	[illegible]0,[illegible]4	22,950	6,22,[illegible]7	1,[illegible]1,[illegible]	64,[illegible]97	51,[illegible]13	[illegible]7,[illegible]5
France	1[illegible]3,218	[illegible]6,269	243,054	180,201	170,[illegible]72	1,35,[illegible]06	[illegible]1,[illegible]24	1,18,[illegible]80	1,67,[illegible]43	1,31,[illegible]95
Portugal (*excluding* Azores and Madeira)	..	[illegible]1,[illegible]04	..	..	..	..	91,[illegible]69	..	..	..
Switzerland	[illegible]42,[illegible]79	3,16[illegible]73[illegible]	1,9[illegible]0,[illegible]89	99[illegible]241	2,[illegible]2,[illegible]64	63,36,[illegible]95	15,[illegible]9,[illegible]43	7,57,[illegible]54	[illegible],[illegible]27	11,12,[illegible]17
Italy (*including* Fiume)	11,[illegible]72,[illegible]5[illegible]	[illegible],[illegible]74,[illegible]76	[illegible],[illegible]11,[illegible]9	[illegible],[illegible]0[illegible],[illegible]48	[illegible],[illegible]5[illegible],[illegible]78	[illegible],[illegible]7,513	19[illegible],[illegible]4,[illegible]29	18 3,[illegible]	21,[illegible],[illegible]	16,97,[illegible]5
Austria	1,6[illegible]2,701	[illegible]20,[illegible]00	[illegible]38,[illegible]64	[illegible],[illegible]0[illegible],[illegible]97	81[illegible],[illegible]84	9,[illegible],[illegible]80	[illegible],[illegible]2,[illegible]14	1,[illegible],[illegible]30	[illegible],[illegible]24	[illegible],[illegible]16

(*a*) separately recorded from September, 1930. The figures for 1930-31 represent figures for seven months, September, 1930 to March 1931.

*Separately recorded from 1933-34.

No. 10—*continued*

ARTICLES, AND COUNTRIES OF CONSIGNMENT; ALSO SHARE OF EACH PROVINCE	QUANTITY					VALUE				
	1929-30	1930-31	1931-32	1932-33	1933-34	1929-30	1930-31	1931-32	1932-33	1933-34
Textiles—*continued*						R	R	R	R	R
***Artificial Silk*—continued**										
Total of Piecegoods, of cotton and artificial silk (III. T)—*continued*	Yards	Yards	Yards	Yards	Yards					
Czechoslovakia	250,981	113,150	20,598	15,466	4,810	2,40,162	1,21,577	26,989	26,633	7,037
Albania	..	31,470	..	..	..	..	9,977	..	..	..
Iraq	324	5,561	64,426	231,407	24,033	227	1,837	16,370	51,757	5,887
Siam	9,513	32,030	6	26	15	4,759	13,593	6	27	15
China (*exclusive of* Hongkong and Macão)	1,774,040	467,578	139,430	39,516	16,628	7,95,818	1,55,670	45,732	20,393	8,027
Japan	25,038,036	38,207,243	74,568,909	114,501,313	48,246,517	1,40,00,865	1,50,35,850	2,08,60,078	2,52,43,929	1,24,23,430
United States of America—Vid Atlantic Coast	640,783	26,707	1,137	11,096	210	2,54,229	14,759	1,388	2,832	211
„ Pacific „	..	..	..	12	..	..	..	..	12	..
Other Foreign Countries	4,594	6,709	10,095	10,946	30,093	3,865	3,947	3,057	6,266	10,214
TOTAL FOREIGN COUNTRIES	40,314,822	48,097,884	82,880,063	121,541,738	55,492,703	2,72,96,676	1,98,41,624	2,41,63,194	2,92,65,343	1,59,32,579
Share of Bengal	*9,132,371*	*8,321,913*	*10,798,875*	*14,562,060*	*6,804,311*	*43,89,734*	*32,66,557*	*32,90,015*	*35,63,972*	*28,53,604*
„ *Bombay*	*27,038,867*	*24,922,431*	*55,038,956*	*87,329,248*	*43,132,886*	*2,02,08,092*	*1,04,16,080*	*1,61,66,373*	*2,14,73,645*	*1,31,42,197*
„ *Sind*	*3,331,536*	*4,470,123*	*7,950,013*	*10,578,859*	*4,500,464*	*20,34,174*	*17,33,020*	*26,70,203*	*25,98,572*	*10,41,942*
„ *Madras*	*408,680*	*3,018,790*	*5,090,567*	*5,919,707*	*1,777,619*	*2,73,531*	*11,62,354*	*16,31,080*	*15,82,448*	*5,80,882*
„ *Burma*	*6,685,529*	*10,764,288*	*4,860,850*	*6,867,169*	*2,069,316*	*40,92,741*	*45,81,616*	*14,19,638*	*16,99,601*	*7,41,708*
TOTAL	56,509,974	51,494,545	84,039,261	125,257,033	58,334,596	3,14,98,272	2,11,59,627	2,51,77,309	3,10,19,238	1,73,90,333
Other sorts (III. T)—United Kingdom (*including* Channel Islands)	—	—	—	—	—	4,82,760	2,17,804	2,70,432	4,78,820	4,18,794
Hongkong	—	—	—	—	—	27,611	3,160	12,210	3,278	2,209
Canada—Vid Atlantic Coast	—	—	—	—	—	50,180	30,594	..	624	723
Other British Possessions	—	—	—	—	—	6,902	4,666	2,314	671	3,089
TOTAL BRITISH EMPIRE	—	—	—	—	—	5,67,453	2,56,244	2,84,956	4,83,393	4,19,808
Germany	—	—	—	—	—	1,66,172	2,03,240	89,189	50,402	59,323
Netherlands	—	—	—	—	—	40,068	45,547	8,503	2,651	8
France	—	—	—	—	—	1,21,624	14,887	35,924	21,317	24,158
Switzerland	—	—	—	—	—	28,006	11,744	11,096	34,966	14,094
Italy (*including* Fiume)	—	—	—	—	—	61,318	35,162	70,368	38,685	54,429
Czechoslovakia	—	—	—	—	—	23,087	14,272	8,390	3,339	6,946
China (*exclusive* of Hongkong and Macão)	—	—	—	—	—	2,232	5,974	5,740	798	638
Japan	—	—	—	—	—	5,45,415	3,55,449	3,26,547	4,44,189	11,55,771
Portuguese East Africa	—	—	—	—	—	13,489	—	—	..	..
United States of America—Vid Atlantic Coast	—	—	—	—	—	2,15,521	76,920	1,84,313	2,24,977	83,601
„ Pacific „	—	—	—	—	—	..	..	..	7	..
Other Foreign Countries	—	—	—	—	—	8,144	1,496	2,723	5,820	7,372
TOTAL FOREIGN COUNTRIES	—	—	—	—	—	12,25,076	7,67,689	7,43,792	8,27,151	14,06,430
Share of Bengal	—	—	—	—	—	*7,24,831*	*4,12,493*	*2,81,437*	*1,85,785*	*2,68,147*
„ *Bombay*	—	—	—	—	—	*7,45,877*	*3,81,400*	*5,35,106*	*3,76,539*	*13,56,343*
„ *Sind*	—	—	—	—	—	*1,67,692*	*81,196*	*1,44,133*	*1,98,329*	*2,71,694*
„ *Madras*	—	—	—	—	—	*36,776*	*31,018*	*30,556*	*11,046*	*21,221*
„ *Burma*	—	—	—	—	—	*1,24,663*	*1,50,824*	*37,486*	*39,346*	*16,533*
TOTAL	—	—	—	—	—	17,92,539	10,33,933	10,28,748	13,10,544	18,26,238
***Total Artificial Silk*—**										
BRITISH EMPIRE	—	—	—	—	—	70,01,896	30,38,793	25,01,015	37,28,556	31,67,196
FOREIGN COUNTRIES	—	—	—	—	—	3,61,99,498	2,72,27,459	3,19,29,663	3,78,61,771	2,42,48,035
TOTAL	—	—	—	—	—	4,32,01,394	3,02,66,252	3,44,30,678	4,15,85,327	2,74,15,231

No. 10—*continued*

ARTICLES, AND COUNTRIES OF CONSIGNMENT; ALSO SHARE OF EACH PROVINCE	QUANTITY					VALUE				
	1929-30	1930-31	1931-32	1932-33	1933-34	1929-30	1930-31	1931-32	1932-33	1933-34
Textiles—*concluded*						R	R	R	R	R
***Other Textiles*—**										
Raw (II. Q)—	Cwts.	Cwts.	Cwts.	Cwts.	Cwts.					
TOTAL BRITISH EMPIRE	..	..	..	21	..	..	..	..	200	..
TOTAL FOREIGN COUNTRIES	..	..	..	42	13	..	..	..	462	1,166
Share of Bombay	..	..	..	*21*	13	..	..	..	*200*	*1,166*
„ *Madras*	..	..	..	*42*	..	..	..	..	*462*	..
TOTAL	..	..	..	63	13	..	..	..	722	1,166
Manufactured (III. T)—										
United Kingdom (*including* Channel Islands)	—	—	—	—	—	12,460	1,35,664	1,75,132	2,03,179	3,10,061
Hongkong	—	—	—	—	—	..	8,303	24,338	4,126	25,762
Other British Possessions	—	—	—	—	—	5,054	2,584	1,956	2,621	2,542
TOTAL BRITISH EMPIRE	—	—	—	—	—	87,514	1,49,551	2,01,426	2,09,926	3,38,365
Germany	—	—	—	—	—	15,766	68,614	80,760	8,080	43,207
Belgium	—	—	—	—	—	..	..	420	1,626	10,158
Netherlands	—	—	—	—	—	..	5,137	977	2	..
Italy (*including* Fiume)	—	—	—	—	—	..	6,152	2,90,681	1,84,248	1,31,129
China (*exclusive* of Hongkong and Macao)	—	—	—	—	—	..	4,438	6,610	4,649	84
Japan	—	—	—	—	—	162	11,198	10,474	81,179	62,007
United States of America—Via Atlantic Coast	—	—	—	—	—	491	6,760	22,468	14,720	5,029
„ Pacific „	—	—	—	—	—	..	..	..	1,300	..
Other Foreign Countries	—	—	—	—	—	3,558	961	1,983	1,0[illegible]	6,4[illegible]
TOTAL FOREIGN COUNTRIES	—	—	—	—	—	19,977	1,[illegible],669	3,49,002	2,17,4[illegible]	2,[illegible]
Share of Bengal	—	—	—	—	—	*931*	*1,418*	..	..	..
„ *Bombay*	—	—	—	—	—	*325*	..	*22*	*60*	*3,788*
„ *Sind*	—	—	—	—	—	*10,976*	*27,691*	*12,034*	*10,687*	*14,066*
„ *Madras*	—	—	—	—	—	*17,401*	*9,281*	*5,871*	*19,818*	*22,016*
„ *Burma*	—	—	—	—	—	*37,159*	*7,14,810*	*8,73,791*	*3,97,004*	*5,83,164*
TOTAL	—	—	—	—	—	77,491	1,[illegible],220	8,91,418	4,27,282	6,[illegible],034
Total value of Textile Raw Materials	—	—	—	—	—	*5,[illegible],79,701*	*9,[illegible],84,812*	*7,[illegible],[illegible],[illegible]*	*8,[illegible],[illegible],[illegible]*	*4,[illegible],37,[illegible]*
Total value of Yarns and Textile fabrics	—	—	—	—	—	*72,[illegible],[illegible],[illegible]*	*[illegible],[illegible],[illegible],[illegible]*	*[illegible],[illegible],[illegible],[illegible]*	*[illegible],[illegible],[illegible],[illegible]*	*[illegible],[illegible],[illegible],[illegible]*
Tobacco—										
Unmanufactured (I. J)—	Lbs.	Lbs.	Lbs.	Lbs.	Lbs.					
United Kingdom (*including* Channel Islands)	24,734	10,567	146,507	349,558	2,021,805	61,176	22,[illegible]	2,[illegible],995	4,[illegible],139	20,15,117
British Borneo	..	..	..	..	1,338	..	..	..	..	3,[illegible]
Canada—Via Atlantic Coast	..	..	..	..	6,180	..	..	..	..	5,249
Other British Possessions	27,590	375	2,895	2,565	703	4,096	[illegible]	4,[illegible]	2,727	1,[illegible]
TOTAL BRITISH EMPIRE	52,324	10,942	1[illegible],402	352,123	2[illegible],026	65,272	23,[illegible]	2,[illegible],343	4,[illegible],866	[illegible],[illegible],7
Netherlands	62,022	64,210	80,526	71,397	49,044	1,07,377	1,19,827	67,[illegible]	1,[illegible],[illegible]	61,[illegible]
Belgium	..	4,798	2,417	10,219	9,152	..	10,[illegible]	6,[illegible]	18,[illegible]	17,071
Greece (*including* Crete)	..	2,488	716	..	..	—	[illegible]	[illegible]	..	..
Persia	..	..	..	11,707	24	..	..	..	[illegible]	19
Philippine Islands	..	..	184,810	4,933	—	..	..	1,46,[illegible]	[illegible]	..
China (*exclusive* of Hongkong and Macao)	..	..	9,177	4,902	1,997	..	..	[illegible]	[illegible]	[illegible]
Egypt	8,718	8,344	[illegible]	[illegible]	[illegible]	17,[illegible]	[illegible]	[illegible]	[illegible]	[illegible]
United States of America—Via Atlantic Coast	4,[illegible],709	[illegible],[illegible],[illegible]	[illegible],[illegible],[illegible]	[illegible],[illegible],[illegible]	[illegible],[illegible],[illegible]	[illegible],[illegible],[illegible]	[illegible],[illegible],[illegible]	[illegible],[illegible],[illegible]	[illegible],[illegible],[illegible]	[illegible],[illegible],[illegible]
Other Foreign Countries	[illegible]	[illegible]	[illegible]	[illegible]	[illegible]	[illegible]	[illegible]	[illegible]	[illegible]	[illegible]
TOTAL FOREIGN COUNTRIES	[illegible],[illegible],[illegible]	[illegible],[illegible],[illegible]	[illegible],[illegible],[illegible]	[illegible],[illegible],[illegible]	[illegible],[illegible],[illegible]	[illegible],[illegible],[illegible]	[illegible],[illegible],[illegible]	[illegible],[illegible],[illegible]	[illegible],[illegible],[illegible]	[illegible],[illegible],[illegible]

No. 10—*continued*

ARTICLES, AND COUNTRIES OF CONSIGNMENT; ALSO SHARE OF EACH PROVINCE	QUANTITY					VALUE				
	1929-30	1930-31	1931-32	1932-33	1933-34	1929-30	1930-31	1931-32	1932-33	1933-34
						R	R	R	R	R
Tobacco—*continued*										
Unmanufactured (I. J)—continued	Lbs.	Lbs.	Lbs.	Lbs.	Lbs.					
Share of Bengal	*1,924,264*	*251,699*	*1,109,252*	*3,062,810*	*2,430,264*	*16,73,524*	*2,15,650*	*10,10,081*	*32,44,634*	*20,02,952*
„ *Bombay*	*25,733*	*147,953*	*60,033*	*512,025*	*181,416*	*35,314*	*1,32,480*	*41,727*	*5,20,036*	*2,42,148*
„ *Sind*	*1,977*	*65*	*2,370*	*515*	*34*	*546*	*60*	*1,840*	*643*	*34*
„ *Madras*	*2,572,596*	*1,208,734*	*1,693,264*	*1,540,522*	*1,575,310*	*22,56,275*	*10,91,456*	*19,32,011*	*24,61,715*	*24,82,297*
„ *Burma*	*27,288*	..	..	..	..	*3,862*	..	..	..	..
TOTAL	4,551,848	1,608,881	2,844,919	5,115,672	4,187,024	39,71,521	14,39,646	29,85,659	62,27,028	47,27,480
***Manufactured*—**										
Cigars (I. J)— (a)	Lbs.	Lbs. —No.	Lbs. —No.	Lbs. —No.	Lbs. —No.	£				
United Kingdom (*including* Channel Islands)	1,667	1,721 —133,488	746 —59,000	441 —26,547	699 —39,785	23,102	22,700	11,061	7,390	9,982
Hongkong	1,794	882 —73,400	499 —39,518	147 —9,550	676 —28,020	6,131	4,589	2,521	745	2,473
Other British Possessions	2,545	673 —21,648	1,089 —79,525	94 —5,816	986 —393,102	2,368	2,432	1,007	341	968
TOTAL BRITISH EMPIRE	6,006	3,256 —228,536	2,328 —179,039	682 —41,413	2,361 —460,907	31,601	29,820	15,489	8,477	13,423
Germany	1,349	338 —24,600	285 —21,000	241 —20,075	306 —23,850	7,993	1,920	1,808	1,820	2,100
Netherlands	7,442	6,062 —456,050	3,306 —248,116	2,801 —215,041	2,109 —144,725	36,855	38,117	20,597	18,672	16,053
Philippines	22,488	21,816 —1,822,900	14,071 —807,610	10,628 —570,590	9,720 —456,005	87,302	83,561	57,523	49,592	31,032
United States of America—										
Via Atlantic Coast	144	..	63 —2,650	70 —500	480 —22,300	3,032	..	1,614	2,611	4,247
„ Pacific „	..	..	..	..	1,484 —70,300	..	..	..	..	4,781
Other Foreign Countries	1,075	1,340 —68,000	1,305 —40,102	999 — 41,190	936 —24,975	9,231	6,128	6,641	4,112	1,930
TOTAL FOREIGN COUNTRIES	33,547	29,258 —1,860,150	19,030 —1,128,808	14,348 —856,456	14,785 —742,265	1,43,413	1,29,726	88,178	76,807	60,146
Share of Bengal	*18,384*	*16,597 —1,017,579*	*9,493 —564,428*	*7,161 —371,360*	*8,366 —330,491*	*85,819*	*79,391*	*45,780*	*37,481*	*31,440*
„ *Bombay*	*17,173*	*15,718 —1,006,021*	*10,254 —641,521*	*7,436 —4,56,448*	*7,562 —463,962*	*80,460*	*76,198*	*54,130*	*44,203*	*39,561*
„ *Sind*	*238*	*105 —9,163*	*253 —7,308*	*15 —1,875*	*1 —150*	*2,085*	*631*	*736*	*314*	*6*
„ *Madras*	*266*	*109 —3,459*	*39 —3,646*	*51 —2,611*	*562 —351,775*	*689*	*100*	*253*	*85*	*467*
„ *Burma*	*3,539*	*991 —89,464*	*1,270 —90,945*	*347 —67,175*	*665 —56,794*	*5,991*	*4,226*	*2,769*	*3,203*	*2,105*
TOTAL	39,553	32,514 —2,094,586	21,358 —1,307,847	15,030 —897,869	17,146 —1,203,172	1,75,014	1,59,546	1,03,667	85,284	73,569
Cigarettes (I. J)*—(a)	Lbs.	Lbs. —No.	Lbs. —No.	Lbs. —No.	Lbs. —No.					
United Kingdom (*including* Channel Islands)	8,287,879	2,840,434 —1,157,014,925	1,189,659 —481,360,793	720,700 —289,499,222	474,934 —182,230,806	2,11,75,566	1,17,94,574	48,54,880	26,30,716	16,61,663
Aden and Dependencies	9,079	3,814 —1,404,130	2,945 —1,111,558	1,952 —768,221	1,959 —775,865	17,606	18,797	15,470	11,170	10,065
Ceylon (*excluding* Maldives)	344	10,208 —4,068,950	3,760 —1,579,688	532 —222,626	208 —92,925	986	63,380	2,016	459	318
Straits Settlements	1,296	4,236 —1,440,060	10,752 —3,846,600	6,793 —2,564,800	106 —39,310	7,349	6,398	18,055	7,749	357
Hongkong	5	16,448 —5,486,250	10,477 —3,875,650	4,130 —1,604,190	16,893 —6,332,320	44	20,961	16,226	7,806	23,422
Other British Possessions	436	392 —131,265	193 —67,382	140 —56,400	70 —29,280	2,228	1,086	966	535	317
TOTAL BRITISH EMPIRE	8,298,739	2,878,582 —1,169,589,580	1,215,786 —491,841,761	734,347 —294,715,519	494,170 —189,506,506	2,12,03,979	1,19,05,195	49,02,263	26,58,435	16,96,162
Greece (*including* Crete)	..	316 —120,950	..	1,162 —390,700	1,584 —582,300	2	988	..	2,931	5,739
China (*exclusive of* Hongkong and Macao)	1,226	143,892 —49,930,300	193,778 —67,750,620	52,564 —20,173,060	5,688 —2,254,640	7,945	1,85,556	2,54,281	96,728	11,038
Japan	..	784 —326,050	74 —26,530	26,705 —10,666,500	74,200 —26,222,070	..	3,243	239	80,301	104,991
Egypt	5,695	4,217 —1,692,985	9,446 —3,807,277	3,775 —1,414,566	2,999 —1,164,334	60,521	44,098	62,549	32,346	32,423
United States of America—										
Via Atlantic Coast	11,640	34,033 —12,984,200	16,265 —6,396,523	11,966 —4,765,475	13,603 —5,421,200	40,519	1,04,408	55,161	49,763	51,560
„ Pacific „	..	..	..	..	1 —100	..	..	..	..	1
Other Foreign Countries	1,665	927 —346,510	631 —234,069	1,052 —367,232	1,200 —520,670	3,608	4,656	3,271	4,473	3,738
TOTAL FOREIGN COUNTRIES	20,226	184,169 —65,400,905	220,194 —78,217,019	97,224 —37,777,993	98,825 —36,165,324	1,12,515	3,42,949	3,75,501	2,36,542	209,490

* Increases of imports by postal packets referred to Collectors of Customs for assessment.
(a) Quantity in number recorded from 1930-31.

No. 10—*continued*

ARTICLES, AND COUNTRIES OF CONSIGNMENT; ALSO SHARE OF EACH PROVINCE	Quantity					Value				
	1929-30	1930-31	1931-32	1932-33	1933-34	1929-30	1930-31	1931-32	1932-33	1933-34
Tobacco—*continued*										
***Manufactured*—continued**	Lbs.	Lbs.	Lbs.	Lbs.	Lbs.	R	R	R	R	R
Cigarettes—*contd.*		—No.	—No.	—No.	—No.					
Share of Bengal . . .	2,364,630	1,188,240	626,808	276,530	916,478	24,51,870	43,81,62	22,12,812	8,91,936	8,61,217
„ *Bombay* . . .	889,165	—678,734,100	—288,904,270	—113,073,055	—81,964,240	37,80,724	25,16,916	12,16,696	10,81,886	7,47,771
„ *Sind* . . .	389,316	—223,104,520	—101,374,76	—9[illegible]63,258	—76,4[illegible]0,75[illegible]	36,16,196	24,90,824	10,53,101	6,06,954	3,03,4[illegible]6
„ *Madras* . . .	543,527	—282,403,954	—122,168,221	—86,09[illegible]441	—29,032,4[illegible]	21,41,[illegible]37	15,49,791	6,32,585	1,36,6[illegible]8	97,076
„ *Burma* . . .	496,228	—185,516,563	—44,101,983	—15,[illegible]04,201	—12,56[illegible]021	21,04,992	9,56,584	3,51,022	1,91,3[illegible]3	1,97,861
		—82,231,403	—31,605,030	—29,564,457	—23,691,265					
TOTAL .	5,282,965	3,059,692 —1,234,930,575	1,435,980 —570,058,780	831,571 —332,49[illegible]012	592,995 —235,671,830	2,13,16,674	1,22,48,144	55,77,764	28,94,977	19,05,632
Tobacco for pipes and cigarettes (I, J)—	Lbs.	Lbs.	Lbs.	Lbs.	Lbs.					
United Kingdom (*including* Channel Islands) . .	199,554	166,672	115,128	35,656	37,565	12,48,824	9,96,073	7,87,883	2,37,096	2,36,345
Commonwealth of Australia	5,237	9,657	5,701	6,965	6,200	23,969	37,797	27,203	36,833	39,094
Other British Possessions .	495	452	250	89	77	2,394	1,049	710	480	386
					[illegible]					
TOTAL BRITISH EMPIRE	205,286	176,781	121,086	42,710	45,842	12,75,187	10,34,919	8,15,796	2,74,411	2,76,425
United States of America—										
Fld Atlantic Coast .	17,792	12,082	6,236	5,812	4,537	81,026	53,[illegible]8	28,291	31,564	24,023
„ Pacific „ .	--	..	..	96	..	--	..	..	217	..
Other Foreign Countries .	175	185	111	11	12	426	420	248	10	26
TOTAL FOREIGN COUNTRIES	17,967	12,267	6,347	5,919	4,549	82,054	53,705	28,539	31,791	24,049
Share of Bengal . .	*126,468*	*93,597*	*76,409*	*27,167*	*39,105*	*8,83,957*	*6,41,518*	*6,11,696*	*2,13,141*	*1,16,663*
„ *Bombay* . .	*44,242*	*41,287*	*24,713*	*767*	*312*	*1,98,186*	*1,80,518*	*66,106*	*8,770*	*972*
„ *Sind* . . .	*24,836*	*24,399*	*20,641*	*7,602*	*6,486*	*1,2[illegible],841*	*1,30,465*	*93,703*	*33,661*	*28,291*
„ *Madras* . .	--	..	..	*2,013*	*2,378*	..	..	..	*9,146*	*8,441*
„ *Burma* . .	*27,734*	*29,665*	*17,670*	*11,080*	*11,861*	*1,67,909*	*1,46,139*	*92,800*	*67,606*	*48,861*
TOTAL .	223,253	189,648	129,433	48,629	50,391	13,56,981	10,88,627	8,54,306	3,06,702	2,30,474
Other sorts (I, J)—	Lbs.	Lbs.	Lbs.	Lbs.	Lbs.					
United Kingdom (*including* Channel Islands) . .	28,854	30,920	40,991	36,656	40,755	1,31,882	1,51,208	1,93,942	1,60,132	1,89,488
Aden and Dependencies .	1,500	1,318	512	6	600	7,761	6,768	2 613	17	2,600
Other British Possessions .	717	382	154	118	32	924	296	398	247	64
TOTAL BRITISH EMPIRE	28,871	32,620	41,657	36,780	41,387	1,40,517	1,58,267	1,96,958	1,60,396	1,91,946
United States of America—										
Fld Atlantic Coast .	1,877	5,886	3,525	4,226	5,348	8,703	18,[illegible]96	12,110	16,275	15,075
Other Foreign Countries .	2,243	1,246	584	883	246	2,720	2,993	1,990	3,434	696
TOTAL FOREIGN COUNTRIES	4,120	7,132	4,109	5,109	5,594	10,423	21,[illegible]89	14,100	19,709	15,870
Share of Bengal . .	*619*	*6,543*	*1,810*	*10,734*	*10,496*	*1,276*	*26,831*	*69,214*	*68,663*	*46,242*
„ *Bombay* . .	*11,844*	*10,356*	*23,998*	*26,082*	*22,410*	*53,[illegible]*	*61,513*	*1[illegible],814*	*1,13,077*	*1,44,9[illegible]*
„ *Madras* . .	*20,425*	*18,194*	*11,961*	*3,871*	*3,[illegible]*	*94,185*	*[illegible]8,7[illegible]*	*48,941*	*18,296*	*13,714*
„ *Burma* . .	*189*	*709*	*8*	*42*	*10*	*80*	*2,[illegible]*	*6*	*80*	*10*
TOTAL .	32,991	39,753	48,[illegible]	40,729	46,981	1,50,[illegible]	1,7[illegible],[illegible]16	2,13,[illegible]	1,[illegible],[illegible]	2,07,516

No. 10—*continued*

ARTICLES, AND COUNTRIES OR PLACES WHENCE IMPORTED AND SHARE OF EACH PROVINCE	QUANTITY					VALUE				
	1929-30	1930-31	1931-32	1932-33	1933-34	1929-30	1930-31	1931-32	1932-33	1933-34
						R	R	R	R	R
Tobacco—*concluded*										
Total Tobacco—	Lbs.	Lbs.	Lbs.	Lbs.	Lbs.					
United Kingdom (*including* Channel Islands)	5,510,188	3,056,301	1,493,023	1,141,901	2,575,758	2,26,40,200	1,29,97,528	61,54,270	34,43,475	41,12,589
Aden and Dependencies	4,879	5,134	3,485	2,939	2,559	27,119	25,575	18,111	11,057	12,465
Ceylon (*excluding* Maldives)	724	11,561	1,941	739	903	1,685	65,623	2,307	726	902
Straits Settlements	3,768	4,555	11,910	8,344	1,028	10,045	6,934	14,296	9,841	979
British Borneo	..	..	..	..	1,338	..	..	..	..	5,080
Hongkong	29,198	17,386	11,073	4,279	17,570	10,524	25,779	19,030	8,585	1 25,908
Canada—										
Pfd Atlantic Coast	5	..	..	..	6,180	43	..	1	..	5,549
Commonwealth of Australia	5,079	9,665	5,751	7,022	8,204	24,630	37,884	27,375	37,034	39,722
Other British Possessions	495	506	4,076	218	1,237	2,010	2,097	5,415	967	2,372
TOTAL BRITISH EMPIRE	5,555,220	3,105,101	1,531,259	1,165,442	2,614,786	2,27,16,256	1,31,61,420	62,40,814	35,12,585	42,05,563
Germany	2,013	5,625	330	603	725	8,564	8,229	2,074	3,374	4,272
Netherlands	91,559	90,282	53,909	73,776	52,073	1,46,604	1,57,682	88,841	1,46,080	77,729
Belgium	1,873	5,208	2,877	10,369	9,217	6,118	12,284	8,322	14,292	17,782
Greece (*including* Crete)	..	2,804	897	1,162	1,584	2	6,565	4,349	2,931	5,739
Persia	..	..	..	11,725	66	..	..	..	8,821	159
Philippines	22,655	21,818	148,591	15,575	9,722	87,456	83,594	2,04,262	52,827	31,041
China (*exclusive* of Hongkong and Macao)	1,920	144,156	203,728	58,323	8,289	10,211	1,86,062	2,61,812	1,02,746	13,198
Japan	500	794	9,785	26,705	74,265	200	3,258	2,834	50,801	1,05,002
Egypt	14,413	12,501	12,524	11,150	5,865	78,002	56,891	67,736	48,764	41,705
United States of America—										
Pfd Atlantic Coast	4,436,162	1,537,401	2,512,486	4,674,670	2,115,322	39,10,861	14,20,218	25,46,376	57,43,829	27,05,584
,, Pacific ,,	..	..	..	96	1,485	..	..	..	217	4,782
Other Foreign Countries	4,390	4,737	1,130	2,035	1,138	6,716	10,606	7,034	6,839	2,065
TOTAL FOREIGN COUNTRIES	4,575,384	1,824,886	2,946,197	4,886,189	2,279,751	42,54,734	19,54,389	31,03,640	61,81,011	30,09,058
Share of Bengal	*6,434,899*	*1,552,746*	*1,450,772*	*3,384,202*	*2,696,798*	*1,90,96,161*	*53,45,816*	*39,20,323*	*44,36,854*	*29,57,443*
,, *Bombay*	*988,157*	*781,339*	*350,652*	*806,916*	*411,680*	*41,46,042*	*29,86,650*	*14,82,415*	*17,43,072*	*11,74,902*
,, *Sind*	*1,016,359*	*659,805*	*320,117*	*215,846*	*81,743*	*39,60,067*	*26,11,961*	*11,54,379*	*6,41,492*	*2,30,913*
,, *Madras*	*3,136,816*	*1,702,548*	*1,819,589*	*1,581,359*	*1,613,146*	*44,95,366*	*30,61,053*	*24,33,740*	*26,25,938*	*26,03,625*
,, *Burma*	*554,569*	*233,848*	*96,627*	*60,809*	*71,770*	*22,73,374*	*11,10,329*	*6,43,597*	*2,46,240*	*2,42,638*
TOTAL	10,130,610	4,929,987	4,477,456	6,051,631	4,894,537	2,60,70,990	1,51,15,809	94,34,454	96,93,596	72,14,621
Toilet requisites (*not specified elsewhere*) (III. D)—										
United Kingdom (*including* Channel Islands)	—	—	—	—	—	27,90,337	19,99,694	18,13,247	20,72,745	22,15,333
Ceylon (*excluding* Maldives)	—	—	—	—	—	94,726	3,395	3,719	3,083	1,456
Straits Settlements	—	—	—	—	—	20,874	14,349	6,141	6,151	3,791
Hongkong	—	—	—	—	—	80,578	53,484	35,966	35,740	67,689
Zanzibar and Pemba	—	—	—	—	—	83	5	37,297	..	..
Other British Possessions	—	—	—	—	—	2,010	860	2,307	4,339	4,298
TOTAL BRITISH EMPIRE	—	—	—	—	—	29,48,608	20,08,747	18,98,677	21,22,068	22,92,567
Germany	—	—	—	—	—	5,86,992	4,00,224	3,69,091	3,60,847	3,62,817
Netherlands	—	—	—	—	—	7,587	2,753	2,687	986	1,398
Belgium	—	—	—	—	—	37,802	39,979	11,065	7,619	8,940
France	—	—	—	—	—	6,66,511	5,53,544	4,02,688	4,43,222	4,02,224

No. 10—*continued*

ARTICLES, AND COUNTRIES OF CONSIGNMENT; ALSO SHARE OF EACH PROVINCE	Quantity					Value				
	1929-30	1930-31	1931-32	1932-33	1933-34	1929-30	1930-31	1931-32	1932-33	1933-34
						R	R	R	R	R
Toilet requisites (*not specified elsewhere*) (III. U)—*continued*										
Italy (*including* Fiume)	—	—	—	—	—	2,17,972	1,77,179	68,960	1,27,748	88,6.0
Austria	—	—	—	—	—	23,786	23,276	20,071	53,713	79,961
Czechoslovakia	—	—	—	—	—	79,508	67,964	67,023	53,236	34,930
China (*exclusive* of Hongkong and Macao)	—	—	—	—	—	86,815	62,574	38,674	51,028	55,036
Japan	—	—	—	—	—	5,04,116	3,32,352	3,39,175	8,14,508	10,01,691
Egypt	—	—	—	—	—	67	27	2,516	17,117	6[illegible]
United States of America—										
Fld Atlantic Coast	—	—	—	—	—	19,13,652	17,48,060	15,33,416	17,67,319	13,56,377
„ Pacific „	—	—	—	—	—	61,277	407	19,108	2,619	3,996
Other Foreign Countries	—	—	—	—	—	3,266	3,588	4,005	1,008	3,102
TOTAL FOREIGN COUNTRIES	—	—	—	—	—	42,79,411	33,72,067	28,81,069	30,91,617	33,58,907
Share of Bengal	—	—	—	—	—	*21,85,786*	*16,80,430*	*13,43,631*	*17,99,635*	*16,87,701*
„ *Bombay*	—	—	—	—	—	*25,66,701*	*1,76,700*	*17,80,401*	*18,94,840*	*19,34,869*
„ *Sind*	—	—	—	—	—	*6,33,751*	*6,26,754*	*5,63,780*	*6,98,509*	*6,98,713*
„ *Madras*	—	—	—	—	—	*7,62,720*	*6,23,[illegible]70*	*6,85,393*	*8,[illegible]3,260*	*8,30,467*
„ *Burma*	—	—	—	—	—	*10,69,061*	*9,15,350*	*6,85,786*	*8,69,[illegible]3*	*8,81,324*
TOTAL	—	—	—	—	—	72,58,019	53,80,814	47,79,746	58,13,096	56,11,476
Toys and requisites for games and sports (*including* fishing tackle)—										
Toys (III. U)—										
United Kingdom (*including* Channel Islands)	—	—	—	—	—	7,43,854	5,20,296	4,48,264	5,66,214	5,[illegible]8,[illegible]29
Gibraltar	—	—	—	—	—	..	7,158	240	24	37
Ceylon (*excluding* Maldives)	—	—	—	—	—	7,034	5,022	6,092	5,411	6,046
Straits Settlements	—	—	—	—	—	9,238	9,201	9,347	9,974	12,292
Canada—										
Fld Atlantic Coast	—	—	—	—	—	..	1,698	5,009	19,085	255
„ Pacific „	—	—	—	—	—	..	..	7	44	49
Other British Possessions	—	—	—	—	—	1,902	2,340	2,741	1,631	1,[illegible]1
TOTAL BRITISH EMPIRE	—	—	—	—	—	7,62,028	5,46,616	4,72,580	5,01,423	4,17,017
Germany	—	—	—	—	—	14,16,043	7,[illegible]2,831	4,64,589	3,84,126	2,84,428
Netherlands	—	—	—	—	—	991	5,050	3,038	2,775	7
Belgium	—	—	—	—	—	15,214	7,139	4,764	1,258	350
France	—	—	—	—	—	34,779	22,329	12,716	15,681	17,320
Italy (*including* Fiume)	—	—	—	—	—	5,045	2,015	2,122	4,964	769
Austria	—	—	—	—	—	10,790	1,194	4,277	420	1,796
Czechoslovakia	—	—	—	—	—	12,629	1,406	3,068	577	1,184
Japan	—	—	—	—	—	18,84,584	12,78,929	9,33,[illegible]30	20,24,794	20,[illegible]6,660
United States of America— Fld Atlantic Coast	—	—	—	—	—	2,77,182	2,10,434	1,66,247	94,5[illegible]4	81,711
„ Pacific „	—	—	—	—	—	935	297	95	214	63
Other Foreign Countries	—	—	—	—	—	4,179	4,[illegible]48	[illegible],490	4,024	2,790
TOTAL FOREIGN COUNTRIES	—	—	—	—	—	34,41,[illegible]9	22,47,[illegible]58	15,79,170	25,[illegible],577	23,[illegible]9,[illegible]6
Share of Bengal	—	—	—	—	—	*14,74,433*	*8,73,186*	*6,73,961*	*10,37,454*	*10,67,650*
„ *Bombay*	—	—	—	—	—	*[illegible]9,80,[illegible]33*	*1[illegible],4,761*	*9,43,415*	*14,71,[illegible]27*	*13,06,[illegible]41*
„ *Sind*	—	—	—	—	—	*2,61,[illegible]47*	*1,70,[illegible]14*	*1,87,[illegible]01*	*1,94,[illegible]1*	*1,78,469*
„ *Madras*	—	—	—	—	—	*3,[illegible],[illegible]1*	*2,[illegible],[illegible]72*	*1,[illegible]0,[illegible]78*	*1,[illegible],[illegible]77*	*1,81,[illegible]16*
„ *Burma*	—	—	—	—	—	*2,77,[illegible]90*	*2,[illegible],[illegible]1*	*1,[illegible],[illegible]64*	*1,[illegible],[illegible]51*	*1,81,[illegible]89*
TOTAL	—	—	—	—	—	44,[illegible],[illegible]17	27,[illegible],[illegible]24	20,[illegible],[illegible]70	29,[illegible],[illegible]19	27,[illegible],[illegible]13

No. 10—*continued*

Articles, and countries of consignment; also share of each province	Quantity 1929-30	1930-31	1931-32	1932-33	1933-34	Value 1929-30	1930-31	1931-22	1932-33	1933-34
						R	R	R	R	R
Toys and requisites for games and sports (*including fishing tackle*)—*continued*										
Requisites for games and sports (*excluding firearms, etc.*)—										
Playing Cards (III. U)—										
United Kingdom (*including* Channel Islands)	—	—	—	—	—	88,627	86,177	1,11,164	2,25,543	1,52,602
Straits Settlements	—	—	—	—	—	5,255	1,426	513	381	218
Other British Possessions	—	—	—	—	—	1,340	432	309	565	149
Total British Empire	—	—	—	—	—	95,222	88,035	1,11,986	2,26,489	1,52,969
Germany	—	—	—	—	—	35,245	18,729	6,199	7,702	6,543
Netherlands	—	—	—	—	—	192	20,962	360	1,044	314
Belgium	—	—	—	—	—	4,35,619	4,63,774	3,40,150	4,29,974	93,169
Japan	—	—	—	—	—	5,882	20,025	28,219	2,53,413	2,68,451
United States of America—										
Vid Atlantic Coast	—	—	—	—	—	5,28,336	6,11,267	4,13,345	2,29,162	1,72,560
Other Foreign Countries	—	—	—	—	—	4,773	1,817	5,211	2,286	492
Total Foreign Countries	—	—	—	—	—	10,10,047	11,36,574	7,93,484	9,23,581	5,41,529
Share of Bengal	—	—	—	—	—	*3,25,567*	*3,36,230*	*2,50,755*	*4,04,780*	*2,16,718*
" *Bombay*	—	—	—	—	—	*3,06,621*	*3,48,325*	*2,62,387*	*3,69,785*	*2,14,363*
" *Sind*	—	—	—	—	—	*92,430*	*99,476*	*1,10,114*	*95,318*	*60,715*
" *Madras*	—	—	—	—	—	*2,43,245*	*2,60,576*	*2,18,849*	*1,69,720*	*1,54,509*
" *Burma*	—	—	—	—	—	*1,32,406*	*1,80,002*	*63,365*	*1,10,467*	*48,133*
TOTAL	—	—	—	—	—	11,05,269	12,24,609	9,05,470	11,50,070	6,94,498
Other sorts (III. U)—										
United Kingdom (*including* Channel Islands)	—	—	—	—	—	6,97,807	6,13,604	5,05,862	4,65,108	6,13,837
Hongkong	—	—	—	—	—	2,541	4,302	4,193	3,806	5,447
Commonwealth of Australia	—	—	—	—	—	10,649	10	840	2,698	10,270
Other British Possessions	—	—	—	—	—	5,116	3,305	3,554	4,302	5,631
Total British Empire	—	—	—	—	—	7,16,113	6,21,221	5,14,449	4,75,914	6,35,195
Norway	—	—	—	—	—	1,16,482	93,769	96,731	78,168	87,530
Germany	—	—	—	—	—	76,363	1,06,721	72,474	62,958	44,786
Netherlands	—	—	—	—	—	6,109	5,204	3,431	3,387	443
France	—	—	—	—	—	7,123	8,032	6,120	5,400	4,610
Italy (*including* Fiume)	—	—	—	—	—	2,058	2,911	1,439	3,709	3,764
Japan	—	—	—	—	—	13,903	11,270	3,642	7,528	62,616
United States of America—										
Vid Atlantic Coast	—	—	—	—	—	30,896	22,193	38,591	11,150	14,334
" Pacific	—	—	—	—	—	..	66	135	460	22
Other Foreign Countries	—	—	—	—	—	6,000	5,270	9,114	8,955	11,484
Total Foreign Countries	—	—	—	—	—	2,58,934	2,66,436	2,31,677	1,81,715	2,29,589
Share of Bengal	—	—	—	—	—	*4,02,478*	*3,40,242*	*2,94,029*	*2,34,652*	*3,49,401*
" *Bombay*	—	—	—	—	—	*2,62,598*	*2,63,791*	*2,19,855*	*1,95,473*	*2,32,894*
" *Sind*	—	—	—	—	—	*1,31,301*	*1,24,694*	*1,13,934*	*1,02,097*	*1,22,022*
" *Madras*	—	—	—	—	—	*78,137*	*64,088*	*38,547*	*40,869*	*69,765*
" *Burma*	—	—	—	—	—	*1,00,533*	*94,842*	*79,731*	*54,508*	*90,692*
TOTAL	—	—	—	—	—	9,75,047	8,87,657	7,46,126	6,57,629	8,64,774

No. 10—*continued*

ARTICLES, AND COUNTRIES OF CONSIGNMENT; ALSO SHARE OF EACH PROVINCE	QUANTITY					VALUE				
	1929-30	1930-31	1931-32	1932-33	1933-34	1929-30	1930-31	1931-32	1932-33	1933-34
Toys and requisites for games and sports (*including fishing tackle*)—*concluded*						R	R	R	R	R
Total value of toys and requisites for games and sports (including *fishing tackle*)—										
United Kingdom (*including* Channel Islands)	—	—	—	—	—	15,30,288	15,20,077	10,65,290	10,45,905	11,42,268
Gibraltar	—	—	—	—	—	..	7,158	240	24	27
Ceylon (*excluding* Maldives)	—	—	—	—	—	6,240	6,353	6,201	6,873	8,336
Straits Settlements	—	—	—	—	—	16,271	13,203	13,093	12,407	16,653
Hongkong	—	—	—	—	—	4,909	5,945	5,379	4,701	6,534
Canada—										
Vid Atlantic Coast	—	—	—	—	—	3,749	1,800	8,989	19,121	705
,, Pacific ,,	—	—	—	—	—	..	..	12	44	69
Commonwealth of Australia	—	—	—	—	—	11,263	713	1,380	8,233	10,615
Other British Possessions	—	—	—	—	—	643	623	2,331	1,572	384
TOTAL BRITISH EMPIRE	—	—	—	—	—	15,78,363	12,55,872	11,00,015	10,93,529	12,05,171
Norway	—	—	—	—	—	1,16,482	93,769	96,731	78,164	87,530
Germany	—	—	—	—	—	15,27,651	8,39,251	5,48,218	4,54,986	5,05,757
Netherlands	—	—	—	—	—	7,392	31,216	6,829	7,166	764
Belgium	—	—	—	—	—	4,52,152	4,71,214	3,48,182	4,32,421	94,219
France	—	—	—	—	—	45,385	41,851	18,968	21,081	21,064
Italy (*including* Fiume)	—	—	—	—	—	7,111	4,941	5,760	10,587	4,533
Austria	—	—	—	—	—	10,488	2,677	3,844	3,402	2,965
Czechoslovakia	—	—	—	—	—	12,860	1,806	4,059	605	1,344
China (*exclusive* of Hongkong and Macao)	—	—	—	—	—	4,083	4,294	3,634	3,725	6,763
Japan	—	—	—	—	—	18,84,319	13,10,224	9,56,691	22,85,785	21,79,726
United States of America—										
Vid Atlantic Coast	—	—	—	—	—	3,26,414	3,34,384	3,06,183	3,34,990	2,18,905
,, Pacific ,,	—	—	—	—	—	935	333	220	674	85
Other Foreign Countries	—	—	—	—	—	4,848	3,876	6,067	3,824	5,919
TOTAL FOREIGN COUNTRIES	—	—	—	—	—	49,10,790	36,50,368	28,04,121	36,86,870	41,30,154
Share of Bengal	—	—	—	—	—	22,92,466	16,49,643	12,12,775	16,57,318	21,13,469
,, *Bombay*	—	—	—	—	—	20,59,223	13,17,849	11,45,687	19,48,295	21,58,318
,, *Sind*	—	—	—	—	—	4,85,163	3,91,456	3,01,849	3,21,918	3,61,396
,, *Madras*	—	—	—	—	—	6,47,243	4,48,240	3,22,164	3,54,466	3,81,233
,, *Burma*	—	—	—	—	—	4,09,949	3,99,047	2,60,301	3,41,878	3 37,464
TOTAL	—	—	—	—	—	64,84,153	49,06,240	37,04,348	47,32,609	53,35,325
Umbrellas and Umbrella fittings—										
Umbrellas, complete, including Parasols and Sunshades (III. U)—	No.	No.	No.	No.	No.					
United Kingdom (*including* Channel Islands)	92,365	40,119	28,590	29,380	30,802	2,55,307	1,15,833	95,348	65,188	87,492
Ceylon (*excluding* Maldives)	16,247	15,556	11,012	10,961	10,647	45,364	42,948	24,206	22,022	18,179
Straits Settlements	5,140	1,653	1,042	908	501	8,985	3,278	1,946	1,634	850
Other British Possessions	906	1,740	1,084	1,776	298	234	2,804	1,229	1,720	450
TOTAL BRITISH EMPIRE	113,958	59,108	41,728	42,026	42,048	3,09,890	1,64,818	1,22,777	90,561	1,07,972

No. 10—*continued*

ARTICLES, AND COUNTRIES OF CONSIGNMENT; ALSO SHARE OF EACH PROVINCE	Quantity					Value				
	1929-30	1930-31	1931-32	1932-33	1933-34	1929-30	1930-31	1931-32	1932-33	1933-34
						R	R	R	R	R
Umbrellas and Umbrella fittings—*continued*										
***Umbrellas, complete, including Parasols and Sunshades (III. U)*—continued**	No.	No.	No.	No.	No.					
Germany	4,454	476	41	2,358	15	7,559	1,174	172	6,565	199
Belgium	8,006	1,730	1,200	..	..	7,029	3,590	1,426	..	..
France	17,365	14,108	17,122	11,443	3,819	49,894	34,715	37,989	26,705	11,633
Switzerland	6,756	4,550	..	..	..	16,954	10,668	..	..	..
Italy (*including* Fiume)	1,623	1,028	3,025	1,368	13	3,660	2,490	5,512	2,437	38
Japan	14,079	4,828	14,802	250,537	692,571	22,919	9,719	11,865	1,30,097	3,26,137
Other Foreign Countries	3,103	2,620	4,057	1,221	398	8,882	5,734	4,751	1,834	708
TOTAL FOREIGN COUNTRIES	50,386	29,040	40,247	266,927	696,816	1,16,897	68,096	61,665	1,67,638	3,38,715
Share of Bengal	*35,704*	*4,837*	*4,736*	*13,179*	*152,435*	*77,627*	*14,746*	*9,241*	*31,928*	*46,771*
" *Bombay*	*84,870*	*35,243*	*33,779*	*186,796*	*411,387*	*1,61,252*	*92,932*	*57,233*	*1,45,348*	*2,67,619*
" *Sind*	*3,335*	*1,938*	*707*	*2,448*	*9,726*	*9,929*	*5,256*	*2,582*	*4,183*	*7,457*
" *Madras*	*40,173*	*26,338*	*17,529*	*28,849*	*65,091*	*93,629*	*66,943*	*36,468*	*46,228*	*67,203*
" *Burma*	*30,263*	*20,947*	*35,264*	*17,658*	*100,245*	*85,480*	*52,532*	*78,718*	*30,482*	*56,191*
TOTAL	164,344	89,048	92,005	308,953	738,874	4,25,887	2,32,414	1,84,242	2,58,169	4,24,687
***Umbrella fittings (III. U)*—**										
United Kingdom (including Channel Islands)	—	—	—	—	—	8,68,013	4,56,831	5,04,337	3,02,922	2,89,429
Other British Possessions	—	—	—	—	—	1,618	..	980	..	1,110
TOTAL BRITISH EMPIRE	—	—	—	—	—	8,69,631	4,56,831	5,05,317	3,02,922	2,90,539
Norway	—	—	—	—	—	..	..	..	10,782	..
Germany	—	—	—	—	—	19,69,120	14,34,916	11,17,551	7,17,031	5,02,239
Belgium	—	—	—	—	—	29,894	19,084	2,342	1,943	810
France	—	—	—	—	—	46,209	31,632	40,076	49,518	11,953
Italy (*including* Fiume)	—	—	—	—	—	1,765	58,857	1,51,318	77,868	53,202
Czechoslovakia	—	—	—	—	—	5,390	..	1,048	1,596	1,019
China (*exclusive of* Hongkong and Macao)	—	—	—	—	—	8,196	1,098	34,369	23,338	720
Japan	—	—	—	—	—	10,14,504	8,59,152	9,75,851	13,32,187	13,77,148
United States of America—										
Pid Atlantic Coast	—	—	—	—	—	..	11,380	2,431	..	..
Other Foreign Countries	—	—	—	—	—	624	3,210	1,933	1,086	3,358
TOTAL FOREIGN COUNTRIES	—	—	—	—	—	30,70,702	24,19,279	23,26,919	22,15,949	19,51,054
Share of Bengal	—	—	—	—	—	*20,81,000*	*15,90,227*	*16,44,976*	*12,47,560*	*13,23,495*
" *Bombay*	—	—	—	—	—	*10,06,048*	*6,24,683*	*5,96,174*	*7,22,009*	*5,78,696*
" *Sind*	—	—	—	—	—	*17*	*10*	*31*	..	*2*
" *Madras*	—	—	—	—	—	*1,18,903*	*1,63,716*	*1,49,796*	*1,10,570*	*1,53,470*
" *Burma*	—	—	—	—	—	*6,94,315*	*4,97,474*	*3,41,269*	*4,38,728*	*2,81,449*
TOTAL	—	—	—	—	—	39,40,333	28,76,110	28,32,236	25,18,871	22,41,893
***Total value of Umbrellas and Umbrella fittings*—**										
United Kingdom (including Channel Islands)	—	—	—	—	—	11,23,320	5,72,764	5,99,723	3,58,175	3,55,922
Ceylon (*excluding* Maldives)	—	—	—	—	—	45,364	42,303	24,006	22,022	16,179
Straits Settlements	—	—	—	—	—	8,085	3,278	2,400	1,536	840
Other British Possessions	—	—	—	—	—	1,852	2,804	1,765	1,720	1,610
TOTAL BRITISH EMPIRE	—	—	—	—	—	11,78,621	6,21,149	6,27,894	3,93,453	3,76,511

No. 10—*continued*

ARTICLES, AND COUNTRIES OF CONSIGNMENT; ALSO SHARE OF EACH PROVINCE	QUANTITY					VALUE				
	1929-30	1930-31	1931-32	1932-33	1933-34	1929-30	1930-31	1931-32	1932-33	1933-34
Umbrellas and Umbrella fittings—*continued*						R	R	R	R	R
***Total value of Umbrellas and Umbrella fittings*—continued**								P		
Norway	—	—	—	—	—	..	..	..	10,783	2
Germany	—	—	—	—	—	19,76,079	14,30,090	11,17,722	7,24,196	5,01,638
Belgium	—	—	—	—	—	30,023	22,624	2,708	1,943	810
France	—	—	—	—	—	96,103	66,187	78,018	76,223	23,311
Switzerland	—	—	—	—	—	16,054	11,533	..	..	..
Italy (*including* Fiume)	—	—	—	—	—	5,425	61,348	1,36,230	80,205	52,240
Czechoslovakia	—	—	—	—	—	3,890	..	1,048	1,596	1,618
China (*exclusive* of Hongkong and Macão)	—	—	—	—	—	2,721	1,610	36,649	33,736	903
Japan	—	—	—	—	—	10,37,423	8,66,871	9,87,716	14,62,284	17,03,782
Other Foreign Countries	—	—	—	—	—	8,081	18,947	7,835	2,324	3,884
TOTAL FOREIGN COUNTRIES	—	—	—	—	—	31,87,599	24,..,873	23,80,554	23,83,567	22,40,709
Share of Bengal	—	—	—	—	—	*21,56,627*	*16,06,273*	*18,54,317*	*19,79,148*	*17,75,278*
" *Bombay*	—	—	—	—	—	*11,60,350*	*7,37,615*	*6,53,607*	*5,67,187*	*5,4..,116*
" *Sind*	—	—	—	—	—	*9,916*	*5,166*	*3,613*	*4,183*	*7,699*
" *Madras*	—	—	—	—	—	*2,87,132*	*2,30,664*	*1,86,264*	*1,56,201*	*2,60,783*
" *Burma*	—	—	—	—	—	*7,79,765*	*5,80,906*	*3,19,977*	*4,69,210*	*2,37,631*
TOTAL	—	—	—	—	—	43,66,220	31,06,524	30,16,478	27,77,040	26,06,250
Vehicles, *excluding* locomotives, etc., for railways—										
***Carriages and carts not mechanically propelled and parts thereof* (excluding *railway carriages, trucks, etc.*)—**										
Carriages and carts not mechanically propelled (*excluding* railway carriages, trucks, etc.) (III. O)—	No.	No.	No.	No.	No.					
United Kingdom (*including* Channel Islands)	1,000	473	199	292	417	1,84,548	2,13,071	22,122	84,982	47,030
Straits Settlements	3	11	185	3	2	617	1,781	24,170	198	25
Hongkong	—	..	112	564	302	..	..	13,460	66,824	35,020
Other British Possessions	5	3	3	4	2	648	160	100	78	187
TOTAL BRITISH EMPIRE	1,008	487	499	863	723	1,86,833	2,14,782	59,852	1,51,082	72,262
Germany	339	120	345	20	179	86,028	27,276	22,040	2,957	14,748
Netherlands	..	97	8	—	2	..	8,981	488	..	204
Belgium	46	76	12	10	8	21,870	9,972	2,256	611	805
France	82	22	4	..	4	16,235	5,016	1,020	..	1,627
China (*exclusive* of Hongkong and Macão)	..	1	186	320	310	..	175	21,847	32,130	17,566
Japan	2,017	2,314	2,011	216	601	3,78,...	2,97,029	2,43,816	47,923	54,921
United States of America—Pacific Coast	55	148	216	16	3	17,...	10,184	6,...	14,112	128
Other Foreign Countries	8	1	1	1	6	510	25	80	182	945
TOTAL FOREIGN COUNTRIES	2,547	2,780	2,791	603	1,213	4,80,700	3,51,234	3,02,475	99,686	89,945

No. 10—*continued*

ARTICLES, AND COUNTRIES OF CONSIGNMENT; ALSO SHARE OF EACH PROVINCE	QUANTITY					VALUE				
	1929-30	1930-31	1931-32	1932-33	1933-34	1929-30	1930-31	1931-32	1932-33	1933-34
Vehicles, *excluding* locomotives, etc., for railways—*continued*						R	R	R	R	R
Carriages and carts not mechanically propelled and parts thereof (excluding *railway carriages, trucks, etc.*)—continued										
Carriages and carts not mechanically propelled (*excluding* railway carriages, trucks, etc.) (III. O)—*continued*	No.	No.	No.	No.	No.					
Share of Bengal	*1,227*	*835*	*650*	*476*	*520*	*1,97,291*	*1,45,564*	*1,25,449*	*75,109*	*47,814*
„ *Bombay*	*491*	*261*	*255*	*100*	*374*	*89,962*	*95,649*	*15,876*	*4,576*	*43,853*
„ *Sind*	*46*	*130*	*32*	*81*	*11*	*7,110*	*16,292*	*17,486*	*54,482*	*4,583*
„ *Madras*	*263*	*147*	*17*	*108*	*76*	*93,069*	*15,692*	*1,494*	*9,905*	*9,899*
„ *Burma*	*1,638*	*2,363*	*2,336*	*1,031*	*945*	*2,24,710*	*2,96,921*	*2,62,003*	*1,07,702*	*84,957*
Protected	838	505	421	92	199	84,055	52,287	89,342	7,421	16,286
Not protected	2,827	2,931	2,869	1,704	1,727	5,32,487	5,17,831	3,32,966	2,44,353	1,44,825
TOTAL	3,665	3,436	3,290	1,796	1,926	6,16,542	5,70,118	4,22,308	2,51,774	1,61,111
Parts of carriages and carts (*excluding* rubber tyres) (III. O)—										
United Kingdom (*including* Channel Islands)	—	—	—	—	—	3,25,604	2,16,299	1,84,997	1,21,078	1,87,387
Other British Possessions	—	—	—	—	—	2,358	1,924	989	6,326	2,261
TOTAL BRITISH EMPIRE	—	—	—	—	—	3,27,962	2,18,223	1,85,986	1,27,399	1,89,648
Sweden	—	—	—	—	—	..	8,034	2,519	..	..
Germany	—	—	—	—	—	1,25,501	91,871	53,552	21,165	57,318
Belgium	—	—	—	—	—	70,428	22,050	9,757	2,685	4,368
France	—	—	—	—	—	2,731	4,106	5,803	6,553	2,141
China (*excludes* of Hongkong and Macao)	—	—	—	—	—	..	..	..	7,624	24,080
Japan	—	—	—	—	—	31,535	32,866	29,964	15,508	22,556
United States of America—										
Via Atlantic Coast	—	—	—	—	—	12,541	15,382	12,131	3,443	5,280
„ Pacific „	—	—	—	—	—	..	201	3,049	..	..
Other Foreign Countries	—	—	—	—	—	4,723	947	1,766	2,075	695
TOTAL FOREIGN COUNTRIES	—	—	—	—	—	2,47,459	1,75,107	1,18,631	59,053	1,16,438
Share of Bengal	—	—	—	—	—	*3,35,878*	*2,05,737*	*1,32,891*	*37,381*	*1,01,231*
„ *Bombay*	—	—	—	—	—	*64,565*	*83,649*	*53,204*	*33,285*	*57,601*
„ *Sind*	—	—	—	—	—	*32,917*	*29,819*	*27,776*	*29,190*	*21,497*
„ *Madras*	—	—	—	—	—	*58,134*	*58,151*	*35,581*	*43,806*	*51,643*
„ *Burma*	—	—	—	—	—	*87,137*	*46,474*	*85,095*	*42,790*	*74,254*
Protected	—	—	—	—	—	2,44,005	1,71,126	1,37,134	45,956	77,694
Not protected	—	—	—	—	—	3,31,416	2,22,204	1,67,483	1,40,496	2,25,392
TOTAL	—	—	—	—	—	5,75,421	3,93,330	3,04,617	1,86,452	3,03,086
Perambulators and children's go-carts (III. O)—	No.	No.	No.	No.	No.					
United Kingdom (*including* Channel Islands)	7,544	5,081	5,860	4,992	3,775	2,23,534	1,31,246	1,35,851	1,06,294	80,642
Other British Possessions	19	29	66	10	9	505	552	369	116	117
TOTAL BRITISH EMPIRE	7,563	5,110	5,926	5,002	3,784	2,24,039	1,31,798	1,36,220	1,06,410	80,759
Japan	6	9	121	937	2,157	128	263	1,033	4,991	12,830
Other Foreign Countries	92	154	28	21	29	2,136	3,259	831	510	1,429
TOTAL FOREIGN COUNTRIES	98	163	149	958	2,186	2,264	3,522	1,864	5,501	14,259

No. 10—*continued*

ARTICLES, AND COUNTRIES OF CONSIGNMENT; ALSO SHARE OF EACH PROVINCE	QUANTITY					VALUE				
	1929-30	1930-31	1931-32	1932-33	1933-34	1929-30	1930-31	1931-32	1932-33	1933-34
Vehicles (*excluding* locomotives, etc., for railways) —*continued*						R	R	R	R	R
Carriages and carts not mechanically propelled and parts thereof (excluding *railway carriages, trucks, etc.*) —continued										
Perambulators and children's go-carts—*contd.*	No.	No.	No.	No.	No.					
Share of Bengal	*1,803*	*1,612*	*1,830*	*1,962*	*1,937*	*63,085*	*58,469*	*53,446*	*54,769*	*51,476*
„ *Bombay*	*2,937*	*1,532*	*2,340*	*1,919*	*1,709*	*90,417*	*61 887*	*63,385*	*53,466*	*48,972*
„ *Sind*	*1,339*	*734*	*631*	*560*	*859*	*43,671*	*31,752*	*16,634*	*13,519*	*19,205*
„ *Madras*	*844*	*682*	*913*	*916*	*689*	*23,634*	*25,810*	*20,985*	*16,719*	*16,379*
„ *Burma*	*738*	*723*	*761*	*679*	*765*	*17,396*	*17,706*	*14,641*	*11,834*	*11,796*
TOTAL	7,661	5,273	6,075	5,960	5,970	2,27,303	1,35,320	1,33,164	1,11,911	98 018
Parts of perambulators and children's go-carts (III. O)—										
United Kingdom (*including* Channel Islands)	—	—	—	—	—	9,584	12,435	21,299	23,472	29,118
Other British Possessions	—	—	—	—	—	..	..	6,470	..	..
TOTAL BRITISH EMPIRE	—	—	—	—	—	9,584	12,475	25,769	23,422	29,118
TOTAL FOREIGN COUNTRIES	—	—	—	—	—	93	723	155	151	314
Share of Bengal	—	—	—	—	—	*444*	*1,033*	*1,315*	*1,213*	*701*
„ *Bombay*	—	—	—	—	—	*8,681*	*2,099*	*9,083*	*9,715*	*13,895*
„ *Sind*	—	—	—	—	—	*5,471*	*9,996*	*26,330*	*22,151*	*16,148*
„ *Madras*	—	—	—	—	—	..	*30*	..	*46*	*46*
„ *Burma*	—	—	—	—	—	*181*	..	*216*	*16*	..
TOTAL	—	—	—	—	—	9,777	13,158	36,954	33,073	29,482
Total value of carriages and carts not mechanically propelled and parts thereof (excluding *railway carriages, trucks, etc.*)—										
United Kingdom (*including* Channel Islands)	—	—	—	—	—	7,43 375	5,73,051	5,74,270	5,45,781	5,44,196
Straits Settlements	—	—	—	—	—	2,404	2,1 0	24,601	1,640	1 788
Hongkong	—	—	—	—	—	..	..	13,9	71,8	2 ,022
Other British Possessions	—	—	—	—	—	1,730	2,187	4,969	36	672
TOTAL BRITISH EMPIRE	—	—	—	—	—	7,47,518	5,77,488	6,17,840	6,19 819	5,71, 96
Sweden	—	—	—	—	—	101	8,024	2,519	..	..
Germany	—	—	—	—	—	2,22,581	1,20,821	76,819	24 827	72,196
Netherlands	—	—	—	—	—	4,721	7,119	1 9 8	1,808	685
Belgium	—	—	—	—	—	91,999	81,6 2	12,012	3,097	3,251
France	—	—	—	—	—	19,182	10,518	7,808	8,6 4	8,718
China (*exclusive of* Hongkong and Macao)	—	—	—	—	—	23	196	24,497	30,809	41,646
Japan	—	—	—	—	—	2,11,233	2,29,6 8	2,74,512	8 492	88,621
United States of America—										
Fid Atlantic Coast.	—	—	—	—	—	21,187	25,906	79,605	19,5 5	8,448
„ Pacific „	—	—	—	—	—	..	291	2,165	..	..
Other Foreign Countries	—	—	—	—	—	567	794	896	6 8	1,662
TOTAL FOREIGN COUNTRIES	—	—	—	—	—	6,81,525	6,34, 88	4,88,125	1,64,291	2,19,883
Share of Bengal	—	—	—	—	—	*5,46,184*	*3,90,343*	*2,95,101*	*1,60,272*	*1,70,436*
„ *Bombay*	—	—	—	—	—	*2,67,915*	*1,93,186*	*1,31,528*	*83,296*	*1,44,166*
„ *Sind*	—	—	—	—	—	*89,369*	*77,845*	*86,276*	*1,19,776*	*63,643*
„ *Madras*	—	—	—	—	—	*2,85,737*	*89,248*	*68,873*	*69,676*	*76,167*
„ *Burma*	—	—	—	—	—	*2,99,816*	*4,61,161*	*3,31,365*	*1,62,348*	*1 61,907*
TOTAL	—	—	—	—	—	14,29,049	11,11,928	9,80,923	6,93,710	6,21,847

No. 10—*continued*

ARTICLES AND COUNTRIES OF CONSIGNMENT; ALSO SHARE OF EACH PROVINCE	QUANTITY					VALUE				
	1929-30	1930-31	1931-32	1932-33	1933-34	1929-30	1930-31	1931-32	1932-33	1933-34
Vehicles, *(excluding* locomotives, etc., for railways) *—continued*						R	R	R	R	R
***Cycles,* (other than *motor cycles*) *and parts thereof and accessories*—**										
Cycles imported entire or in sections (III. O)—	No.	No.	No.	No.	No.					
United Kingdom (*including* Channel Islands)	140,138	49,270	46,780	53,759	71,760	58,33,205	20,21,237	16,93,348	18,52,763	23,17,831
Other British Possessions	65	30	46	45	27	2,259	1,716	1,752	1,371	670
TOTAL BRITISH EMPIRE	140,203	49,300	46,826	53,804	71,787	58,35,464	20,22,953	17,00,100	18,54,134	23,18,501
Germany	272	2,198	1,168	725	21	13,072	61,305	36,317	8,863	926
France	1,192	682	366	25	1	46,533	21,324	12,053	601	189
Japan	324	1,190	1,258	14,889	16,717	11,877	25,222	22,553	1,70,347	1,88,910
Other Foreign Countries	61	93	59	85	98	6,193	6,974	2,152	4,700	4,649
TOTAL FOREIGN COUNTRIES	1,849	4,163	2,846	15,724	16,837	76,675	1,25,825	73,080	1,84,511	1,94,674
Share of Bengal	*56,391*	*18,339*	*15,924*	*20,336*	*27,363*	*23,72,851*	*7,16,869*	*5,40,503*	*6,28,745*	*8,06,683*
„ Bombay	*37,096*	*11,911*	*15,553*	*24,273*	*28,210*	*14,66,799*	*4,48,714*	*5,09,470*	*5,69,740*	*7,72,375*
„ Sind	*28,647*	*10,710*	*11,977*	*11,797*	*14,644*	*10,75,943*	*4,14,063*	*4,09,553*	*3,73,144*	*4,08,137*
„ Madras	*16,251*	*8,507*	*5,210*	*9,007*	*15,609*	*6,30,448*	*3,26,036*	*1,65,941*	*2,71,783*	*4,19,085*
„ Burma	*5,667*	*4,004*	*3,603*	*4,115*	*2,798*	*3,64,093*	*2,42,696*	*1,44,658*	*1,93,293*	*1,08,596*
TOTAL	142,052	53,472	49,972	69,528	88,624	59,12,139	21,48,778	17,73,180	20,38,645	25,13,175
Parts of cycles and accessories (*excluding* rubber tyres) (III. O)—										
United Kingdom (*including* Channel Islands)	—	—	—	—		38,29,294	27,40,629	26,34,777	33,43,389	39,49,397
Other British Possessions	—	—	—	—	—	1,595	1,537	1,798	609	1,184
TOTAL BRITISH EMPIRE	—	—	—	—	—	38,30,889	27,42,166	26,36,575	33,43,998	39,50,581
Germany	—	—	—	—	—	13,59,956	10,58,255	7,86,537	7,79,881	6,08,585
Netherlands	—	—	—	—	—	87,019	90,888	61,998	82,996	1,13,863
Belgium	—	—	—	—	—	5,896	5,863	9,931	650	1,439
France	—	—	—	—	—	78,853	76,661	70,328	15,880	—
Italy (*including* Fiume)	—	—	—	—	—	2,613	1,749	10,736	24,293	23,324
Japan	—	—	—	—	—	6,16,080	10,83,560	11,52,195	17,40,790	16,56,935
United States of America—Pacific Atlantic Coast	—	—	—	—	—	9,754	6,474	2,957	18,889	3,840
Other Foreign Countries	—	—	—	—	—	1,176	5,971	6,602	3,818	763
TOTAL FOREIGN COUNTRIES	—	—	—	—	—	21,56,239	28,28,399	21,01,284	26,67,197	24,08,755
Share of Bengal	—	—	—	—	—	*21,11,956*	*20,91,378*	*16,93,751*	*20,31,750*	*20,49,691*
„ Bombay	—	—	—	—	—	*15,44,641*	*11,99,521*	*14,92,545*	*16,17,203*	*18,19,503*
„ Sind	—	—	—	—	—	*9,02,504*	*8,19,014*	*7,93,342*	*10,39,891*	*11,35,555*
„ Madras	—	—	—	—	—	*10,59,987*	*6,36,612*	*6,76,338*	*10,00,437*	*11,70,539*
„ Burma	—	—	—	—	—	*3,65,941*	*2,99,940*	*1,49,536*	*3,21,911*	*1,83,818*
TOTAL	—	—	—	—	—	59,87,128	50,70,565	47,37,850	60,11,195	63 59,336
Total value of Cycles (other than *motor cycles*) and parts thereof and accessories—										
United Kingdom (*including* Channel Islands)	—	—	—	—	—	96,63,499	47,61,866	43,28,125	51,96,152	62 67,228
Other British Possessions	—	—	—	—	—	3,854	3,253	3,550	1,980	1,854
TOTAL BRITISH EMPIRE	—	—	—	—	—	96,66,353	47,65,119	43,36,675	51,98,132	62,69,082

No. 10—*continued*

ARTICLES, AND COUNTRIES OF CONSIGNMENT; ALSO SHARE OF EACH PROVINCE	Quantity					Value				
	1929-30	1930-31	1931-32	1932-33	1933-34	1929-30	1930-31	1931-32	1932-33	1933-34
Vehicles, *excluding* locomotives, etc., for railways—*continued*						R	R	R	R	R
***Cycles* (other than *motor cycles*) *and parts thereof and accessories*—concluded**										
Total value of *Cycles* (other than *motor cycles and parts thereof and accessories*)—continued										
Germany	—	—	—	—	—	13,72,028	11,27,840	8,22,854	7,98,744	6,03,512
Netherlands	—	—	—	—	—	87,256	80,988	62,208	82,906	1,13,868
Belgium	—	—	—	—	—	6,129	5,868	9,981	650	1,778
France	—	—	—	—	—	1,19,287	1,00,985	82,846	16,481	180
Italy (*including* Fiume)	—	—	—	—	—	4,584	2,170	10,756	24,375	23,548
Japan	—	—	—	—	—	6,24,857	11,08,782	11,74,748	19 11,187	16,45,848
United States of America—										
Vid Atlantic Coast	—	—	—	—	—	10,661	11,174	8,172	19,074	8,928
„ Pacific „	—	—	—	—	—	..	60	..	60	..
Other Foreign Countries	—	—	—	—	—	8,980	7,764	8,219	8,191	4,724
TOTAL FOREIGN COUNTRIES	—	—	—	—	—	22,82,914	24,46,224	21,74,864	28,51,708	26,78,670
Share of Bengal	—	—	—	—	—	*44,56,406*	*38,04,941*	*31,64,759*	*36,60,483*	*34,46,483*
„ *Bombay*	—	—	—	—	—	*30,11,440*	*28,46,331*	*30,08,036*	*21,36,963*	*25,97,178*
„ *Sind*	—	—	—	—	—	*19,30,747*	*21,33,077*	*18,02,894*	*16,13,013*	*15,41,722*
„ *Madras*	—	—	—	—	—	*16,30,518*	*9,57,318*	*8,47,187*	*12,74,160*	*15,30,816*
„ *Burma*	—	—	—	—	—	*7,33,039*	*6,78,648*	*2,94,623*	*5,15,204*	*3,98,514*
TOTAL	—	—	—	—	—	1,18,99,267	72,10,313	65,11,039	80,49,840	88,72,611
***Mechanically propelled vehicles* (excluding *railway locomotives and tractors*)—**										
Aircraft (I. 1. O)—	No.	No.	No.	No.	No.					
United Kingdom (*including* Channel Islands)	18	19	15	17	22	1,72,804	2,09,703	1,37,935	1,9[illegible],218	2,52,965
Straits Settlements	..	..	..	1	..	..	..	..	7,000	..
Canada—										
Vid Atlantic Coast	..	..	2	..	..	..	..	21,838	..	..
Commonwealth of Australia	..	..	..	..	2	..	..	..	..	6,063
TOTAL BRITISH EMPIRE	18	19	17	18	24	1,72,804	2,09,703	1,59,773	2,03,218	2,59,028
Germany	4	..	..	..	..	24,805	..	..	..	..
Persia	..	1	..	..	..	..	17,000	..	..	..
Egypt	1	..	..	..	..	5,764	..	..	..	..
United States of America— *Vid* Atlantic Coast	..	1	2	..	..	..	5,400	21,103	..	..
Other Foreign Countries	..	..	..	1	1	..	..	..	1,053	6,965
TOTAL FOREIGN COUNTRIES	5	2	2	1	1	30,569	22,400	21,103	1,053	6,965
Share of Bengal	7	8	8	6	7	*50,794*	*28,122*	*27,476*	*29,641*	*49,111*
„ *Bombay*	8	1	8	8	6	*71,840*	*11,190*	*66,296*	*61,366*	*61,105*
„ *Sind*	8	16	6	9	9	*40,375*	*1,46,648*	*67,774*	*1,20,292*	*1,11,318*
„ *Madras*	..	2	8	1	2	..	*21,686*	*18,297*	*6,974*	*20,6[illegible]*
„ *Burma*	..	..	2	..	1	..	..	*21,838*	..	*6,187*
TOTAL	23	21	19	19	25	2,78,179	2,31,[illegible]	1,80,879	2,[illegible],771	2,61,908
Parts of aircraft (III. O)—										
United Kingdom (*including* Channel Islands)	—	—	—	—	—	64,614	1,29,749	96,499	1,[illegible]	3,54,576
Palestine	—	—	—	—	—	..	..	..	19,17[illegible]	..
Other British Possessions	—	—	—	—	—	1,600	5,492	9,[illegible]	214	3,248
TOTAL BRITISH EMPIRE	—	—	—	—	—	66,214	1,35,241	96,138	1,[illegible]	3,57,824

No. 10—*continued*

ARTICLES, AND COUNTRIES OF CONSIGNMENT; ALSO SHARE OF EACH PROVINCE	Quantity					Value				
	1929-30	1930-31	1931-32	1932-33	1933-34	1929-30	1930-31	1931-32	1932-33	1933-34
						R	R	R	R	R
Vehicles, *excluding* locomotives, etc., for railways—*continued*										
***Mechanically propelled vehicles* (excluding *railway locomotives and tractors*)—continued**										
Parts of aircraft (III. O)—*contd.*										
Germany	—	—	—	—	—	..	3,726	6,118	264	251
Netherlands	—	—	—	—	—	49,480	709	10,557	6,383	3,879
Belgium	—	—	—	—	—	1,093	33,002	..	13,162	..
France	—	—	—	—	—	21,983	28	63,150	41,979	49,150
Syria	—	—	—	—	—	..	..	14,381	..	6,029
French Indo-China	—	—	—	—	—	..	..	..	14,192	43,998
Egypt	—	—	—	—	—	29,406	30,758	24,427	16,028	46,664
United States of America—										
Vid Atlantic Coast	—	—	—	—	—	2,317	4,031	7,504	..	2,660
Other Foreign Countries	—	—	—	—	—	5,111	1,109	5,802	2,957	5,904
TOTAL FOREIGN COUNTRIES	—	—	—	—	—	1,09,340	74,268	1,31,939	94,965	1,58,535
Share of Bengal	—	—	—	—	—	*4,550*	*43,279*	*7,274*	*659*	*29,398*
„ *Bombay*	—	—	—	—	—	*30,875*	*18,570*	*19,540*	*28,951*	*28,174*
„ *Sind*	—	—	—	—	—	*1,15,990*	*1,39,785*	*1,84,378*	*2,07,336*	*1,86,136*
„ *Madras*	—	—	—	—	—	*14,845*	*3,942*	*12,515*	*996*	*7,451*
„ *Burma*	—	—	—	—	—	*9,294*	*3,928*	*2,370*	*3,515*	*5,010*
TOTAL	—	—	—	—	—	1,75,554	2,09,504	2,26,074	2,41,457	3,56,157
Carriages and parts for railways (III. O)—										
United Kingdom (*including* Channel Islands)	—	—	—	—	—	96,19,104	65,40,888	36,31,934	17,83,302	23,70,971
Straits Settlements	—	—	—	—	—	62,442	58,543	20,882	85,740	1,70,781
Other British Possessions	—	—	—	—	—	..	1,683	..	..	..
TOTAL BRITISH EMPIRE	—	—	—	—	—	96,81,546	66,00,614	36,52,816	18,69,042	25,41,752
Sweden	—	—	—	—	—	16,551	15,990	17,426	8,048	9,057
Germany	—	—	—	—	—	3,38,768	1,00,167	2,09,733	54,964	7,63,419
Netherlands	—	—	—	—	—	2,27,034	1,06,627	28,317	17,030	23
Belgium	—	—	—	—	—	5,90,539	5,35,157	3,98,055	1,67,856	1,48,547
France	—	—	—	—	—	34,276	..	6,180	67,875	..
Italy (*including* Fiume)	—	—	—	—	—	31,507	1,33,145	1,20,391	..	98
Hungary	—	—	—	—	—	..	76,596	..	65,849	1,94,587
Czechoslovakia	—	—	—	—	—	24,570	38,962	12,162	36,214	53,781
United States of America—										
Vid Atlantic Coast	—	—	—	—	—	1,08,284	60,355	9,293	1,307	694
Other Foreign Countries	—	—	—	—	—	3,614	969	1,515	144	..
TOTAL FOREIGN COUNTRIES	—	—	—	—	—	13,75,138	10,76,968	8,01,071	4,21,787	11,70,306
Share of Bengal	—	—	—	—	—	*59,50,431*	*43,60,790*	*17,33,353*	*10,31,749*	*18,66,979*
„ *Bombay*	—	—	—	—	—	*31,28,143*	*20,01,861*	*10,61,191*	*8,94,490*	*8,78,135*
„ *Sind*	—	—	—	—	—	*15,11,134*	*6,45,198*	*5,41,267*	*1,28,867*	*2,15,969*
„ *Madras*	—	—	—	—	—	*9,09,515*	*16,47,043*	*13,73,076*	*1,86,722*	*7,50,945*
„ *Burma*	—	—	—	—	—	*7,57,369*	*19,699*	..	..	..
TOTAL	—	—	—	—	—	1,10,56,694	76,77,582	44,53,887	22,90,829	37,12,058
Wagons and parts for railways (III. O)—										
United Kingdom (*including* Channel Islands)	—	—	—	—	—	55,92,953	42,96,831	15,05,759	10,62,910	8,45,620
Other British Possessions	—	—	—	—	—	..	31	..	141	61
TOTAL BRITISH EMPIRE	—	—	—	—	—	55,92,953	42,96,920	15,05,752	10,63,061	8,45,681

No. 10—*continued*

ARTICLES, AND COUNTRIES OF CONSIGNMENT; ALSO SHARE OF EACH PROVINCE	QUANTITY					VALUE				
	1929-30	1930-31	1931-32	1932-33	1933-34	1929-30	1930-31	1931-32	1932-33	1933-34
						R	R	R	R	R
Vehicles (*excluding* locomotives, etc., for railways)—*continued*										
Mechanically propelled vehicles (excluding *railway locomotives and tractors*)—continued										
Wagons and parts for Railways (III. O)—*continued*										
Sweden	—	—	—	—	—	..	..	20,891	7,824	..
Germany	—	—	—	—	—	3,50,225	3,87,750	4,82,228	1,10,181	1,76,996
Belgium	—	—	—	—	—	12,81,583	7,25,027	4,28,269	1,06,901	71,311
France	—	—	—	—	—	..	5,613	..	..	..
Hungary	—	—	—	—	—	..	7,978	..	5,038	94,798
Italy (*including* Fiume)	—	—	—	—	—	..	..	6,553	30,994	..
United States of America—*Vid* Atlantic Coast	—	—	—	—	—	1,23,529	10,963	4,536	..	55
,, Pacific ,,	—	—	—	—	—	..	4,407	..	..	..
Other Foreign Countries	—	—	—	—	—	..	4,976	..	..	..
TOTAL FOREIGN COUNTRIES	—	—	—	—	—	17,54,442	11,46,004	9,41,072	2,72,946	3,43,187
Share of Bengal	—	—	—	—	—	*40,63,419*	*65,81,944*	*13,64,533*	*5,13,349*	*7,11,914*
,, *Bombay*	—	—	—	—	—	*16,19,920*	*9,10,631*	*33,947*	*6,46,660*	*9,96,663*
,, *Sind*	—	—	—	—	—	*3,90,616*	*1,96,183*	*87,801*	*61,327*	*1,07,631*
,, *Madras*	—	—	—	—	—	*10,67,498*	*3,85,416*	*3,89,897*	*1,25,016*	*1,16,331*
,, *Burma*	—	—	—	—	—	*2,61,043*	*1,66,380*	*18,198*	*10,767*	*21,169*
TOTAL	—	—	—	—	—	75,47,396	54,43,014	24,47,731	15,36,009	11,86,838
Motor cars (*including* taxi cabs) (III. O)—	No.	No.	No.	No.	No.					
United Kingdom (*including* Channel Islands)	3,758	2,885	2,178	3,958	5,848	96,54,782	71,03,499	50,35,949	80,18,847	1,08,16,709
Aden and Dependencies	1	2	3	16	7	1,775	4,100	17,773	30,836	9,385
Ceylon (*excluding* Maldives)	31	50	50	31	21	82,902	1,25,139	48,586	46,017	39,091
Straits Settlements	34	30	31	46	26	54,824	64,221	37,603	40,879	41,259
Federated Malay States	3	..	5	9	1	6,755	..	4,408	15,182	850
Hongkong	1	1	..	7	1	800	1,328	..	18,851	2,850
Union of South Africa	3	1	1	37	1	3,720	2,000	1,612	79,811	2,000
Kenya Colony	1	1	..	..	2	220	2,750	..	..	5,735
Canada—*Vid* Atlantic Coast	2,318	2,249	676	296	1,714	61,70,468	58,9[illegible]	[illegible]	[illegible]	25,49,257
,, Pacific ,,	..	1	..	..	1	..	2,[illegible]	..	..	2,600
Other British Possessions	2	4	3	2	3	1,645	3,754	4,266	1,813	3,251
TOTAL BRITISH EMPIRE	6,153	6,224	2,947	4,402	7,125	1,53,77,401	1,26,89,[illegible]	[illegible]	[illegible]	1,52,70,575
Norway	..	1	..	..	..	..	6,000	..	..	..
Sweden	..	1	..	..	5	..	1,200	..	..	6,64[illegible]
Germany	67	45	212	146	106	2,58,780	2,36,817	4,70,782	2,09,442	1,80,721
Netherlands	3	..	..	25	1	3,677	..	..	51,894	1,437
Belgium	27	20	8	15	3	1,27,336	1,20,278	67,837	55,848	5,511
France	364	261	161	84	92	9,72,884	6,80,884	5,00,829	2,27,136	1,44,948
Italy (*including* Fiume)	1,160	917	810	226	221	26,40,906	19,41,630	10,47,177	4,81,276	4,70,023
Java	2	1	3	16	3	15,033	816	3,113	1 02,772	3,771
China (*exclusive* of Hongkong and Macao)	5	1	2	3	1	11,467	1,211	1,810	4,020	1,478
Japan	2	12	3	..	..	5,500	25,794	3,814	..	..
Egypt	..	1	3	4	3	..	2,794	6,487	4 196	4,798
United States of America—*Vid* Atlantic Coast	9,599	5,043	3,353	1,196	2,223	1,94,98,187	98,91,507	66,97,302	29,85,640	34,22,155
,, Pacific ,,	21	55	15	6	4	54,439	1,50,214	36,441	16,472	9,505
Other Foreign Countries	7	10	3	9	2	15,301	11,440	4,799	13,765	4,191
TOTAL FOREIGN COUNTRIES	11,247	6,377	4,573	1,750	2,634	2,56,08,089	1,[illegible]	[illegible]	[illegible]	[illegible]

No. 10—*continued*

ARTICLES, AND COUNTRIES OF CONSIGNMENT; ALSO SHARE OF EACH PROVINCE	QUANTITY					VALUE				
	1929-30	1930-31	1931-32	1932-33	1933-34	1929-30	1930-31	1931-32	1932-33	1933-34
Vehicles (*excluding* locomotives, etc., for railways) —*continued*						R	R	R	R	R
***Mechanically propelled vehicles (excluding railway locomotives and tractors)* —continued**										
Motor cars (*including* taxi cabs) (III. O)—*continued*	No.	No.	No.	No.	No.					
Share of Bengal	*3,247*	*3,091*	*1,801*	*1,634*	*2,371*	*78,13,267*	*65,63,325*	*38,70,266*	*33,01,250*	*43,68,544*
,, *Bombay*	*8,728*	*5,208*	*3,325*	*2,525*	*4,739*	*1,75,32,033*	*98,95,879*	*67,07,761*	*53,51,671*	*83,15,906*
,, *Sind*	*1,633*	*1,462*	*826*	*642*	*781*	*37,42,652*	*33,25,818*	*17,34,287*	*14,93,947*	*15,70,941*
,, *Madras*	*2,655*	*1,781*	*860*	*1,004*	*1,342*	*60,33,247*	*37,49,113*	*16,50,093*	*19,32,936*	*24,16,549*
,, *Burma*	*1,136*	*1,059*	*410*	*396*	*526*	*24,64,181*	*22,25,287*	*8,49,193*	*7,79,735*	*10,23,734*
TOTAL	17,399	12,601	7,220	6,201	9,759	3,75,85,430	2,57,58,782	1,48,11,900	1,28,59,618	1,76,94,678
Motor cycles (*including* scooters) (III. O)—	No.	No.	No.	No.	No.					
United Kingdom (*including* Channel Islands)	1,842	1,395	808	699	612	10,42,831	7,58,649	3,89,816	3,26,657	2,98,555
Ceylon (*excluding* Maldives)	22	17	5	10	6	9,642	6,305	1,896	5,486	1,567
Straits Settlements	18	6	10	5	4	5,128	1,876	1,972	1,135	1,403
Other British Possessions	8	8	11	6	3	480	1,177	1,850	1,037	625
TOTAL BRITISH EMPIRE	1,870	1,423	834	720	625	10,58,076	7,68,009	3,95,534	3,34,545	3,02,950
Germany	11	10	66	47	55	4,953	4,071	12,388	10,232	11,011
Belgium	10	2	2	1	2	8,945	888	1,160	171	2,000
United States of America—										
Pld Atlantic Coast	35	53	8	1	12	24,421	34,996	6,603	1,620	9,054
Other Foreign Countries	12	13	16	13	6	4,712	5,597	6,211	4,951	1,839
TOTAL FOREIGN COUNTRIES	77	78	92	62	75	43,036	45,547	25,362	16,974	24,504
Share of Bengal	*644*	*487*	*285*	*202*	*196*	*3,60,000*	*2,70,705*	*1,23,236*	*82,407*	*94,091*
,, *Bombay*	*320*	*273*	*257*	*318*	*249*	*1,84,978*	*1,46,976*	*1,20,410*	*1,55,631*	*1,19,670*
,, *Sind*	*344*	*317*	*186*	*137*	*99*	*1,94,710*	*1,71,450*	*59,511*	*60,703*	*43,703*
,, *Madras*	*512*	*341*	*159*	*112*	*130*	*2,99,178*	*1,74,956*	*74,122*	*48,900*	*57,449*
,, *Burma*	*106*	*93*	*39*	*33*	*27*	*62,252*	*49,439*	*13,617*	*13,573*	*11,630*
TOTAL	1,956	1,501	926	782	700	11,01,112	8,13,556	4,20,896	3,51,519	3,26,554
Motor Omnibuses, motor vans and motor lorries (III. O)—										
Motor Omnibuses (III. O)—										
Imported with bodies—	No.	No	No.	No.	No.					
United Kingdom (*including* Channel Islands)	57	30	33	78	80	2,80,349	3,07,024	1,70,528	1,14,564	2,29,9
Ceylon (*excluding* Maldives)	..	7	..	..	..	..	6,133	..	..	..
Canada—										
Pld Atlantic Coast	129	39	10	2	100	1,88,722	70,772	12,731	3,184	1,10,442
Other British Possession	1	..	3	4	5	474	..	1,850	5,246	9,930
TOTAL BRITISH EMPIRE	187	76	45	84	185	4,78,545	4,83,929	1,94,909	1,22,994	4,50,325
Germany	8	2	2	1	2	35,835	24,389	3,117	5,735	10,629
Japan		..	..	1	18	..	..	..	643	12,292
United States of America—										
Pld Atlantic Coast	4,769	2,902	1,570	105	213	56,11,234	12,96,360	18,14,1[illegible]	1,44,866	2,49,966
Other Foreign Countries	1	3	..	1	1	1,693	3,785	..	1,560	652
TOTAL FOREIGN COUNTRIES	4,778	2,907	1,572	108	234	56,48,762	13 2[illegible],534	18,17,256	1,52,804	2,73,539

No. 10—*continued*

ARTICLES, AND COUNTRIES OF CONSIGNMENT; ALSO SHARE OF EACH PROVINCE	QUANTITY					VALUE				
	1929-30	1930-31	1931-32	1932-33	1933-34	1929-30	1930-31	1931-32	1932-33	1933-34
Vehicles *(excluding* locomotives, etc., for railways) *—continued*						R	R	R	R	R
Mechanically propelled vehicles (excluding *railway locomotives and tractors*)—continued										
Motor Omnibuses, motor vans and motor lorries (III. O)—*continued*										
Motor Omnibuses (III. O)—*contd.*										
Imported with bodies—*contd.*	No.	No.	No.	No.	No.					
Share of Bengal . .	*6*	*3*	*3*	*13*	*121*	*18,631*	*1,09,716*	*3,301*	*21,094*	*1,66,633*
,, *Bombay* . .	*4,846*	*2,881*	*1,588*	*163*	*281*	*37,36,649*	*33,73,069*	*19,69,911*	*2,28,731*	*3,31,098*
,, *Sind* . . .	*96*	*93*	*14*	..	*16*	*2,30,937*	*2,52,975*	*53,175*	..	*21,853*
,, *Madras* . .	*1*	*1*	*11*	*15*	..	*11,047*	*1,700*	*33,747*	*27,410*	..
,, *Burma* . .	*16*	..	*1*	*1*	*1*	*79,550*	..	*3,200*	*1,560*	*1,480*
TOTAL .	4,965	2,983	1,617	193	419	61,26,807	37,6[illegible],463	20,03,164	2,79,798	7,23,864
Chassis (III. O)—	No.	No.	No.	No.	No.					
United Kingdom (*including* Channel Islands) . .	341	229	403	439	448	14,63,122	11,57,764	12,72,492	8,70,779	9,16,172
Ceylon (*excluding* Maldives)	2	22	3	..	..	3,320	24,290	20,441	..	..
Federated Malaya States .	..	..	..	5	..	..	..	..	7,236	..
Straits Settlements . .	4	1	..	11	..	6,668	1,[illegible]69	..	17,816	..
Canada—										
Vid Atlantic Coast . .	2,670	2,358	586	306	1,148	48,79,983	3[illegible],27,442	8,83,588	8,31,380	15,58,803
,, Pacific ,, .	..	..	..	32	..	..	..	..	50,422	..
TOTAL BRITISH EMPIRE	3,017	2,609	994	791	1,591	58,53,028	47,14,9[illegible]5	21,76,521	14,76,633	24,33,975
Germany	13	4	4	2	4	29,19[illegible]	34,455	8,772	9,267	19,110
Belgium	12	..	..	..	..	34,533	..	..	..	..
France	48	13	11	..	..	1,08,987	44,271	28,666	..	..
Italy (*including* Fiume) .	3	9	10	..	..	6,978	17,262	15,664	..	..
United States of America—										
Vid Atlantic Coast . .	7,234	3,295	1,666	1,688	3,479	1,19,89,878	55,79,521	24,22,391	23,30,99[illegible]	33,97,981
,, Pacific ,, . .	14	..	..	..	..	24,[illegible]23	..	..	..	..
Other Foreign Countries .	..	..	..	2	3	..	..	..	4,596	3,3[illegible]1
TOTAL FOREIGN COUNTRIES	7,324	3,321	1,691	1,693	3,486	1,21,89,456	56,75,5[illegible]9	24,75,483	23,44,[illegible]62	34,19,302
Share of Bengal . .	*2,461*	*1,088*	*435*	*174*	*319*	*53,84,089*	*28,44,617*	*7,20,420*	*3,57,915*	*6,07,337*
,, *Bombay* . .	*4,122*	*2,106*	*1,303*	*1,949*	*4,191*	*56,60,180*	*31,19,213*	*23,[illegible]9,[illegible]93*	*[illegible],64,272*	*[illegible],48,831*
,, *Sind* . . .	*790*	*557*	*536*	*209*	*217*	*16,14,872*	*15,03,[illegible]54*	*12,58,[illegible]65*	*4,3[illegible],[illegible]54*	*4,27,728*
,, *Madras* . .	*1,815*	*1,192*	*127*	*114*	*333*	*31,14,958*	*25,6[illegible],[illegible]11*	*1,97,777*	*1,36,111*	*5,18, 01*
,, *Burma* . .	*1,148*	*[illegible]09*	*43*	*28*	*7*	*19,66,391*	*9,[illegible],[illegible]92*	*[illegible] 38,849*	*76,[illegible]53*	*11,930*
TOTAL .	10,341	5,930	2,685	2,484	5,077	1,80,12,484	1,[illegible] 9[illegible],[illegible]74	48,52,004	38,21,496	58,43,237
Total of Motor Omnibuses, motor vans and motor lorries (III. O)—	No.	No.	No.	No.	No.					
United Kingdom (*including* Channel Islands) . .	393	258	435	517	528	17,52,471	1,[illegible],[illegible]88	14,41,[illegible]20	9,[illegible],[illegible]46	12,35,075
Ceylon (*excluding* Maldives)	2	29	3	..	..	3,320	24,423	20,441	..	..
Straits Settlements .	5	1	3	14	1	7,187	1,[illegible]69	1,[illegible]50	22,[illegible]61	6,0
Federated Malaya States .	..	..	..	5	..	..	..	..	7,236	..
Kenya Colony . . .	..	..	..	..	4	..	..	..	..	[illegible],[illegible]70
Canada—										
Vid Atlantic Coast .	2,799	2,397	898	806	1,243	45,[illegible],845	3[illegible],[illegible],[illegible]16	8,[illegible],[illegible]12	5,33,564	16,33,[illegible]48
,, Pacific ,, . .	..	..	..	22	..	..	..	..	50,422	..
Other British Possessions .	..	..	..	1	..	..	..	..	1,0[illegible]0	..
TOTAL BRITISH EMPIRE	3,204	2,685	1,079	875	1,776	63,31,573	51,54,[illegible]04	23,41,[illegible]70	15,[illegible],827	29,34,250
Germany	21	8	8	4	6	64,[illegible]0	[illegible],844	11,[illegible]40	15,[illegible]08	2[illegible],[illegible]10
Belgium	12	..	..	..	..	34,[illegible]33	..	..	..	..
France	48	13	11	..	..	1,[illegible],[illegible]87	44,271	28,[illegible]66	..	..
Italy (*including* Fiume) .	4	10	10	1	1	[illegible],[illegible]68	18,847	15,[illegible]84	1,[illegible]40	[illegible]57

No. 10—*continued*

ARTICLES, ACCOUNTRIES OF CONSIGNMENT AND SHARE OF EACH PROVINCE	QUANTITY					VALUE				
	1929-30	1930-31	1931-32	1932-33	1933-34	1929-30	1930-31	1931-32	1932-33	1933-34
Vehicles *(excluding locomotives, etc., for railways)*—*continued*						R	R	R	R	R
Mechanically propelled vehicles (excluding railway locomotives and tractors)—continued										
Total of Motor Omnibuses motor vans and motor lorries (III. O)—*continued.*	No.	No.	No.	No.	No.					
Japan	..	..	..	1	20	..	..	..	648	13,903
United States of America—Vid Atlantic Coast	12,008	6,197	3,236	1,793	3,692	1,76,01,107	88,75,881	42,36,519	24,75,805	36,47,827
„ Pacific „	14	..	..	..	..	24,895	..	..	..	..
Other Foreign Countries	..	2	..	2	1	..	2,400	..	4,596	720
TOTAL FOREIGN COUNTRIES	12,102	6,228	3,268	1,801	3,720	1,76,37,718	90,00,048	42,92,738	24,97,060	36,92,841
Share of Bengal	*2,472*	*1,096*	*439*	*187*	*440*	*54,02,780*	*23,35,353*	*7,23,721*	*3,79,050*	*6,78,370*
„ *Bombay*	*8,968*	*4,987*	*2,091*	*2,112*	*4,472*	*1,14,26,322*	*65,12,282*	*42,08,684*	*29,31,005*	*49,22,189*
„ *Sind*	*886*	*930*	*550*	*309*	*243*	*18,16,809*	*17,96,432*	*13,51,440*	*4,53,564*	*4,49,881*
„ *Madras*	*1,818*	*1,400*	*138*	*139*	*333*	*34,47,997*	*25,60,278*	*2,31,534*	*2,57,521*	*5,18,001*
„ *Burma*	*1,164*	*600*	*54*	*29*	*8*	*20,45,963*	*9,04,592*	*1,36,849*	*76,153*	*13,810*
TOTAL	16,306	8,013	4,302	2,676	5,496	2,41,69,291	1,41,58,037	66,54,168	40,97,293	65,77,091
Tram cars (III. O)—	No.	No.	No.	No.	No.					
United Kingdom	..	..	3	..	..	..	..	86,832	..	..
Share of Bengal	..	..	*2*	..	..	..	..	*43,817*	..	..
„ *Bombay*	..	..	*1*	..	..	..	..	*44,015*	..	..
TOTAL	..	..	3	..	..	..	..	86,832	..	..
Parts of mechanically propelled vehicles and accessories, other than of aircraft *(excluding rubber tyres)* (III. O)—										
United Kingdom (*including Channel Islands*)	—	—	—	—	—	32,15,465	24,10,470	22,48,054	22,50,087	32,66,161
Ceylon (*excluding Maldives*)	—	—	—	—	—	14,409	13,994	10,673	8,781	4,851
Straits Settlements	—	—	—	—	—	9,265	4,011	10,688	28,144	16,204
Union of South Africa	—	—	—	—	—	20	12,753	..	30	..
Canada—										
Vid Atlantic Coast	—	—	—	—	—	3,14,920	5,02,830	3,52,597	1,82,892	5,10,249
„ Pacific „	—	—	—	—	—	19,307	..	262	..	..
Commonwealth of Australia	—	—	—	—	—	..	..	699	2,579	23,158
Other British Possessions	—	—	—	—	—	1,363	1,224	3,175	886	1,220
TOTAL BRITISH EMPIRE	—	—	—	—	—	40,74,752	29,50,782	26,26,148	24,66,299	38,21,843
Sweden	—	—	—	—	—	7,191	1,192	1,884	1,942	125
Germany	—	—	—	—	—	4,69,467	4,44,634	4,38,082	5,00,894	3,10,415
Netherlands	—	—	—	—	—	27,618	14,398	3,901	1,382	1,206
Belgium	—	—	—	—	—	45,781	51,585	35,561	29,059	15,931
France	—	—	—	—	—	2,07,137	1,71,648	1,93,647	57,854	93,313
Switzerland	—	—	—	—	—	1,373	3,960	16,151	5,209	4,332
Italy (*including Fiume*)	—	—	—	—	—	1,73,552	2,59,171	2,84,602	2,99,775	2,82,425
Austria	—	—	—	—	—	8,214	21,931	10,407	8,472	772
Czechoslovakia	—	—	—	—	—	896	2,521	7,028	495	1,471
Java	—	—	—	—	—	12,946	7,176	6,428	2,425	4,972
Japan	—	—	—	—	—	24,426	57,472	21,864	55,822	3,06,057
Egypt	—	—	—	—	—	6,874	10,328	2,521	825	1,365
United States of America—										
Vid Atlantic Coast	—	—	—	—	—	72,19,818	50,52,777	32,94,841	25,08,326	24,20,843
„ Pacific „	—	—	—	—	—	1,03,178	1,11,576	90,698	30,656	29,590
Other Foreign Countries	—	—	—	—	—	7,674	10,466	5,001	5,051	3,178
TOTAL FOREIGN COUNTRIES	—	—	—	—	—	83,13,422	61,23,364	44,12,518	45,08,187	38,15,554

No. 10—*continued*

ARTICLES, AND COUNTRIES OF CONSIGNMENT, ALSO SHARE OF EACH PROVINCE	Quantity					Value				
	1929-30	1930-31	1931-32	1932-33	1933-34	1929-30	1930-31	1931-32	1932-33	1933-34
						R	R	R	R	R
Vehicles (*excluding* **locomotives, etc., for railways**)—*continued*										
Mechanically propelled vehicles **(excluding** ***railway locomotives and tractors*****)**—*continued*										
Parts of mechanically propelled vehicles and accessories, *other than* of aircraft (*excluding* rubber tyres) (III. O)—*continued*										
Share of Bengal	—	—	—	—	—	*38,61,346*	*33,97,064*	*28,71,467*	*27,48,313*	*29,27,499*
„ *Bombay*	—	—	—	—	—	*47,45,349*	*34,12,719*	*31,37,843*	*34,32,361*	*38,38,346*
„ *Sind*	—	—	—	—	—	*11,21,917*	*7,85,431*	*6,73,481*	*5,40,630*	*4,61,391*
Madras	—	—	—	—	—	*26,17,436*	*13,26,364*	*7,67,903*	*7,34,330*	*11,15,640*
„ *Burma*	—	—	—	—	—	*16,92,236*	*8,47,816*	*4,48,485*	*4,30,458*	*3,64,618*
TOTAL	—	—	—	—	—	1,22,88,174	91,71,546	70,38,663	69,76,486	78,37,494
Total value of mechanically propelled vehicles and accessories **(excluding** ***railway locomotives and tractors*****)**—										
United Kingdom (*including* Channel Islands)	—	—	—	—	—	8,11,14,824	2,29,80,085	1,45,66,118	1,47,45,744	1,92,78,460
Palestine	—	—	—	—	—	..	..	..	18,178	..
Aden and Dependencies	—	—	—	—	—	1,888	4,216	18,085	32,212	9,031
Ceylon (*excluding* Maldives)	—	—	—	—	—	1,10,273	1,79,861	1,18,576	55,844	48,810
Straits Settlements	—	—	—	—	—	1,40,894	1,19,001	75,168	1,94,316	2,80,611
Federated Malay States	—	—	—	—	—	6,758	..	4,938	22,416	886
Hongkong	—	—	—	—	—	1,252	1,854	125	18,851	2,850
Union of South Africa	—	—	—	—	—	3,740	14,753	2,237	80,393	4,976
Kenya Colony	—	—	—	—	—	616	4,218	461	434	16,841
Canada—										
Via Atlantic Coast	—	—	—	—	—	95,54,033	94,06,196	53,10,971	19 32,226	46,98,851
„ Pacific „	—	—	—	—	—	19,337	2,050	202	50,427	2,400
Commonwealth of Australia	—	—	—	—	—	1,025	5,616	6 184	2,379	50,672
Other British Possessions	—	—	—	—	—	1,867	1,862	6,121	1,992	2,006
TOTAL BRITISH EMPIRE	—	—	—	—	—	9,09,55,219	3,28,09,851	1,71,09,046	1,68,46,0 6	2,43,32,484
Sweden	—	—	—	—	—	24,892	14,282	20,401	19,136	15,260
Norway	—	—	—	—	—	..	7,570	..	..	..
Germany	—	—	—	—	—	15,40,827	12,36,009	15,01,215	9,09 979	14,72,852
Netherlands	—	—	—	—	—	3,07,779	1,21,736	42 775	75 932	6,800
Belgium	—	—	—	—	—	20,99,815	14,45,902	9,80,542	3,72,585	2,43 900
France	—	—	—	—	—	13,48,268	9,01,140	7,46,108	3,28 327	3,87,948
Switzerland	—	—	—	—	—	1,278	2,940	16,151	3,241	18,186
Italy (*including* Fiume)	—	—	—	—	—	28,54,485	23,51, 08	14,74,557	8 86 902	7,58,726
Austria	—	—	—	—	—	17,947	25,289	12,966	10 870	772
Hungary	—	—	—	—	—	..	84,436	1,040	77,210	2,21,326
Czechoslovakia	—	—	—	—	—	25,461	41,468	10,180	89,710	56,252
Turkey, European	—	—	—	—	—	..	4,65	441	9,941	..
Syria	—	—	—	—	—	..	..	14,381	..	6,029
Iraq	—	—	—	—	—	2,226	1,716	3,777	..	6,021
Persia	—	—	—	—	—	7,151	23,286	5,746	6,000	877
Java	—	—	—	—	—	27,979	7,790	9,791	1,06,147	7,743
French Indo-China	—	—	—	—	—	..	..	..	14,192	49,966
China (exclusive of Hongkong and Macao)	—	—	—	—	—	17,092	1,478	2,832	6,141	1,678
Japan	—	—	—	—	—	80,841	82,491	28,574	50,665	2,20,761

No. 10—*continued*

ARTICLES, AND COUNTRIES OF CONSIGNMENT; ALSO SHARE OF EACH PROVINCE	QUANTITY					VALUE				
	1929-30	1930-31	1931-32	1932-33	1933-34	1929-30	1930-31	1931-32	1932-33	1933-34
						R	R	R	R	R
Vehicles (*excluding locomotives, etc., for railways*)—*continued*										
Mechanically propelled vehicles (*excluding railway locomotives and tractors*)—*concluded*										
Total value of mechanically propelled vehicles and accessories (*excluding railway locomotives and tractors*)—*continued*										
Egypt	—	—	—	—	—	41,544	43,880	33,485	21,018	52,827
United States of America—										
Vid Atlantic Coast	—	—	—	—	—	4,45,41,458	2,39,35,990	1,40,71,901	88,23,152	97,03,308
,, Pacific ,,	—	—	—	—	—	1,82,512	2,75,198	1,27,184	47,058	49,036
Other Foreign Countries	—	—	—	—	—	5,078	5,503	5,225	11,677	3,831
TOTAL FOREIGN COUNTRIES	—	—	—	—	—	5,30,68,494	3,06,65,613	1,92,11,981	1,18,13,406	1,33,34,233
Share of Bengal	—	—	—	—	—	*2,64,51,627*	*1,95,88,585*	*1,04,23,498*	*71,55,188*	*97,61,314*
,, *Bombay*	—	—	—	—	—	*3,87,43,674*	*2,26,09,208*	*1,54,37,942*	*1,36,36,193*	*1,50,62,318*
,, *Sind*	—	—	—	—	—	*88,06,502*	*71,80,399*	*47,09,236*	*30,42,171*	*33,85,287*
,, *Madras*	—	—	—	—	—	*1,33,59,696*	*98,61,027*	*42,17,421*	*33,41,735*	*50,12,052*
,, *Burma*	—	—	—	—	—	*66,32,314*	*42,26,052*	*15,32,930*	*13,04,146*	*14,46,096*
TOTAL	—	—	—	—	—	9,40,23,813	6,34,65,264	3,63,21,027	2,83,59,482	3,76,57,067
Ships, parts of (**including** *Launches and Boats*) (*III O*)—										
United Kingdom (*including* Channel Islands)	—	—	—	—	—	10,04,433	12,39,178	9,29,804	4,13,241	5,15,775
Ceylon (*excluding* Maldives)	—	—	—	—	—	13,133	1,963	215	1,010	6
Straits Settlements	—	—	—	—	—	3,051	800	2,737	7,68,480	720
Hongkong	—	—	—	—	—	..	332	1,59,166	291	..
Canada *Vid* Atlantic Coast	—	—	—	—	—	..	..	..	..	8,493
Other British Possessions	—	—	—	—	—	..	..	..	529	476
TOTAL BRITISH EMPIRE	—	—	—	—	—	10,10,617	12,42,273	10,91,424	11,83,541	5,25,470
Germany	—	—	—	—	—	1,906	1,708	2,343	1,579	21,560
Netherlands	—	—	—	—	—	1,277	..	103	8,020	..
Belgium	—	—	—	—	—	64,687	3,944	..	..	..
Italy (*excluding* Fiume)	—	—	—	—	—	..	..	16,239	..	..
Japan	—	—	—	—	—	5,800	..	..	..	186
United States of America—										
Vid Atlantic Coast	—	—	—	—	—	25,036	7,764	1,452	7,991	14,038
Other Foreign Countries	—	—	—	—	—	2,194	621	2,318	240	247
TOTAL FOREIGN COUNTRIES	—	—	—	—	—	1,01,160	14,077	22,455	17,830	36,031
Share of Bengal	—	—	—	—	—	*2,18,725*	*4,36,081*	*19,579*	*7,878*	*13,165*
,, *Bombay*	—	—	—	—	—	*1,31,080*	*1,92,159*	*91,238*	*3,97,899*	*79,077*
,, *Sind*	—	—	—	—	—	*2,251*	*467*	*3,92,488*	*1,966*	*1,497*
,, *Madras*	—	—	—	—	—	*68,397*	*18,207*	*28,462*	*9,311*	*3,69,949*
,, *Burma*	—	—	—	—	—	*6,56,324*	*5,59,466*	*6,31,573*	*7,54,317*	*93,573*
TOTAL	—	—	—	—	—	11,20,777	12,56,350	11,13,879	12,01,371	5,61,561
Total value of Vehicles (*excluding locomotives, etc., for railways*)—										
United Kingdom (*including* Channel Islands)	—	—	—	—	—	4,25,24,631	2,95,54,130	2,02,02,817	2,07,00,919	2,61,52,8·9
Palestine	—	—	—	—	—	..	..	..	13,178	..
Aden and Dependencies	—	—	—	—	—	2,008	4,233	18,026	22,212	9,949
Ceylon (*excluding* Maldives)	—	—	—	—	—	1,25,431	1,53,752	1,20,292	58,013	46,821

No. 10—*continued*

ARTICLES, AND COUNTRIES OF CONSIGNMENT; ALSO SHARE OF EACH PROVINCE	QUANTITY					VALUE				
	1929-30	1930-31	1931-32	1932-33	1933-34	1929-30	1930-31	1931-32	1932-33	1933-34
						R	R	R	R	R
Vehicles (*excluding* locomotives, etc., for railways)—*concluded*										
Total value of Vehicles, excluding *locomotives, etc., for railways*—continued										
Straits Settlements	—	—	—	—	—	1,47,920	1,23,908	1,04,755	9,68,060	2,14,376
Federated Malay States	—	—	—	—	—	6,758	..	4,838	22,946	1,367
Hongkong	—	—	—	—	—	1,277	2,186	1,78,216	85,580	27,378
Union of South Africa	—	—	—	—	—	3,740	14,753	82,237	80,303	4,976
Kenya Colony	—	—	—	—	—	702	4,218	4,991	454	16,286
Canada—										
Vid Atlantic Coast	—	—	—	—	—	95,54,319	94,07,743	23,11,050	13,32,2.6	47,07,344
„ Pacific „	—	—	—	—	—	19,307	2,080	282	80,422	2,600
Commonwealth of Australia	—	—	—	—	—	1,025	5,615	6,186	..	30,572
Other British Possessions	—	—	—	—	—	1,692	1,392	6,924	5,460	2,648
TOTAL BRITISH EMPIRE	—	—	—	—	—	5,23,68,207	3,03,94,881	2,29,54,953	2,32 47,068	3,14,99,180
Sweden	—	—	—	—	—	27,084	28,541	44,758	22,004	18,276
Norway	—	—	—	—	—	1,967	7,870	..	..	210
Germany	—	—	—	—	—	31,37,482	24,86,078	24,83,229	17,15,824	21,76,420
Netherlands	—	—	—	—	—	4,01,045	2,14,739	1,07,049	1,56,750	1,21,053
Belgium	—	—	—	—	—	23,62,859	15,07,401	9,82,825	8,76,242	2,50,826
France	—	—	—	—	—	14,81,850	10,15,013	5,86,291	3,51,444	2,91,712
Switzerland	—	—	—	—	—	1,273	5,419	16,151	5,291	13,952
Italy (*including* Fiume)	—	—	—	—	—	28,59,501	23,55,873	15,01,902	9,14,164	7,76,703
Austria	—	—	—	—	—	18,151	25,261	12,966	10,477	926
Hungary	—	—	—	—	—	..	84,856	1,048	77,274	2,91,328
Czechoslovakia	—	—	—	—	—	26,435	44,566	24,061	40,168	56,282
Turkey, European	—	—	—	—	—	2,358	6,159	641	8,931	..
Syria	—	—	—	—	—	..	..	14,761	..	8,029
Iraq	—	—	—	—	—	2,2.6	5,719	3,777	4,217	4,349
Persia	—	—	—	—	—	7,121	23,453	5,06.	6,029	877
Java	—	—	—	—	—	87,999	8,090	9,793	1,06,147	7,743
French Indo-China	—	—	—	—	—	13	67	..	14,342	43,996
China (*exclusive of* Hongkong and Macao)	—	—	—	—	—	12,817	1,894	24 672	45,9.6	44,024
Japan	—	—	—	—	—	9,76,251	15,.8,321	16,76,638	20,56,.94	22,56,.96
Egypt	—	—	—	—	—	41,944	43,836	38,135	21 049	52,818
United States of America—Vid Atlantic Coast	—	—	—	—	—	6,46,09,242	2,39,8.,. 4	1,43,.5,983	88,6.,.. 2	97,25,716
„ Pacific „	—	—	—	—	—	1,82,512	2,75,549	1,30, 9.	47,11.	6 036
Other Foreign Countries	—	—	—	—	—	5,214	6,454	5,259	7,715	6,113
TOTAL FOREIGN COUNTRIES	—	—	—	—	—	5,60,84,093	3,36,.8,.02	2,18,21,925	1,44,.. .5	1,51,9.,.48
Share of Bengal	—	—	—	—	—	1,.7,.5,456	1,. 78,8.8	1,29,09,737	94,52,433	1,2. 97,.86
„ Bombay	—	—	—	—	—	4,21,84,.69	1,46,42,856	1,74,52,743	1,52,04,781	1,98 72,739
„ Sind	—	—	—	—	—	1,98,78,469	62,.1,781	62,59 .56	45 77,.41	69,.1,540
„ Madras	—	—	—	—	—	1,.1,.8,345	1,58, 5,46	81,51,.33	6. 91,846	78,46,.22
„ Burma	—	—	—	—	—	83, 1,.71	46,. ,.2.	28,.1 .46	27,86 .66	15 74,.96
TOTAL	—	—	—	—	—	10,84,72,.06	7,20,.2,.08	6,47,.. 8.8	5,.1 94,.63	6,76,.7,.24

No. 10—*continued*

ARTICLES, AND COUNTRIES OF CONSIGNMENT; ALSO SHARE OF EACH PROVINCE	QUANTITY					VALUE				
	1929-30	1930-31	1931-32	1932-33	1933-34	1929-30	1930-31	1931-32	1932-33	1933-34
Wax of all kinds, *other than* paraffin wax (*excluding* candles) (II. L)—	Cwts.	Cwts.	Cwts.	Cwts.	Cwts.	R	R	R	R	R
United Kingdom (*including* Channel Islands)	612	656	342	574	514	30,089	37,633	12,475	23,127	24,152
Straits Settlements	..	2	6	..	262	2	97	223	..	4,289
Other British Possessions	3	5	4	38	..	116	336	260	969	..
TOTAL BRITISH EMPIRE	615	663	352	612	776	30,207	38,066	12,958	24,096	28,441
Germany	80	231	193	265	124	3,972	8,691	9,074	15,115	7,700
Japan	1,462	1,691	1,868	2,418	1,781	76,090	75,174	56,225	79,032	37,764
United States of America—										
Vid Atlantic Coast	587	3,465	2,376	5,162	5,555	15,937	37,240	29,944	71,804	73,981
„ Pacific „	..	200	..	..	..	..	2,836	..	..	..
Other Foreign Countries	54	48	88	537	413	4,705	2,024	4,143	6,804	7,079
TOTAL FOREIGN COUNTRIES	2,153	5,635	4,025	8,382	7,878	1,00,704	1,26,365	99,386	1,73,655	1,31,524
Share of Bengal	*1,269*	*1,929*	*2,069*	*5,987*	*6,257*	*52,206*	*42,125*	*41,763*	*1,04,915*	*1,10,432*
„ *Bombay*	*1,189*	*1,530*	*1,453*	*2,149*	*1,578*	*70,201*	*70,207*	*60,938*	*77,593*	*35,366*
„ *Sind*	*31*	*225*	*27*	*299*	*290*	*2,933*	*12,575*	*1,314*	*6,517*	*6,668*
„ *Madras*	*61*	*36*	*73*	*538*	*267*	*4,580*	*2,473*	*3,296*	*7,624*	*3,476*
„ *Burma*	*18*	*2,578*	*156*	*21*	*257*	*991*	*37,051*	*2,033*	*1,102*	*4,023*
TOTAL	2,768	6,298	4,377	8,994	8,649	1,30,911	1,64,431	1,12,344	1,97,751	1,59,965
Wood and Timber—										
***Teak and pinewood* (II. R)—**	Cubic tons	Cubic tons	Cubic tons	Cubic tons	Cubic tons					
United Kingdom (*including* Channel Islands)	825	111	175	103	40	43,365	17,527	20,247	9,171	5,854
Ceylon (*excluding* Maldives). Union of South Africa	17	..	163	89	..	2,487	..	15,304	6,094	..
Canada—	..	..	..	..	120	..	..	..	..	6,829
Vid Atlantic Coast	..	445	200	140	66	..	41,437	16,086	9,568	3,982
„ Pacific „	188	..	129	136	541	18,343	..	10,769	8,536	32,939
Other British Possessions	20	6	46	22	..	2,409	809	3,172	1,291	..
TOTAL BRITISH EMPIRE	550	561	713	440	767	66,604	59,273	65,778	34,655	49,104
Sweden	1,166	1,837	1,268	1,142	1,309	1,45,579	1,55,948	1,36,607	1,06,123	1,13,049
Norway	176	112	25	..	..	21,200	13,548	2,797	..	..
Germany	98	25	..	154	183	12,130	2,569	1	9,984	11,503
Italy (*including* Fiume)	662	545	375	224	185	47,179	40,069	24,326	14,812	10,505
Austria	65	51	23	13	12	5,452	4,287	1,701	862	805
Czechoslovakia	2,060	..	..	23	606	7,825	..	..	1,413	33,198
Jugo-Slavia (Kingdom of the Serbs-Croats and Slovenes)	1,023	3,122	2,027	3,094	3,302	2,44,620	2,48,093	1,50,811	2,05,792	1,96,907
Japan	502	128	..	132	436	18,981	11,719	..	4,202	16,881
United States of America—										
Vid Atlantic Coast	1,458	586	74	35	..	1,23,573	46,387	6,474	2,649	..
„ Pacific „	6,230	572	759	592	1,547	3,76,526	49,146	62,024	41,514	95,005
Other Foreign Countries	24	51	32	17	..	2,936	3,492	2,291	1,254	80
TOTAL FOREIGN COUNTRIES	11,239	6,529	4,583	5,425	7,580	10,01,001	5,75,202	3,87,032	3,88,609	4,83,838
Share of Bengal	*6,393*	*737*	*9*	*165*	*667*	*3,58,259*	*61,301*	*1,509*	*3,077*	*52,316*
„ *Bombay*	*6,763*	*4,575*	*3,636*	*4,837*	*5,757*	*5,56,916*	*4,83,222*	*3,11,051*	*3,17,895*	*3,74,527*
„ *Sind*	*1,486*	*1,660*	*1,695*	*1,357*	*1,604*	*1,27,932*	*1,28,518*	*1,10,179*	*93,860*	*1,02,210*
„ *Madras*	*72*	*39*	*182*	*39*	*19*	*11,567*	*6,334*	*19,376*	*6,306*	*3,787*
„ *Burma*	*151*	*119*	*6*	*27*	..	*11,931*	*17,051*	*1,295*	*1,126*	..
TOTAL	11,799	7,090	5,296	6,365	8,347	10,66,605	6,34,475	4,52,810	4,21,264	5,32,841

No. 10—*continued*

Articles, and countries of consignment; also share of each province	Quantity 1929-30	1930-31	1931-32	1932-33	1933-34	Value 1929-30	1930-31	1931-32	1932-33	1933-34
Wood and Timber—*continued*						R	R	R	R	R
Jarrah wood (II. R) (a)—	Cubic tons	Cubic tons	Cubic tons	Cubic tons	Cubic tons					
Commonwealth of Australia	2,266	..	46	..	..	3,15,620	..	4,253	..	..
Germany	111	..	—	..	..	15,561	..	..	..	..
Share of Bengal	*177*	..	..	..	..	*27,195*	..	..	..	..
" *Bombay*	*510*	..	*46*	..	..	*46,301*	..	*4,253*	..	..
" *Madras*	*1,690*	..	..	..	..	*2,57,585*	..	..	..	..
TOTAL	2,377	..	46	..	..	3,31,181	..	4,253	..	..
Teak wood (II. R)—	Cubic tons	Cubic tons	Cubic tons	Cubic tons	Cubic tons					
TOTAL BRITISH EMPIRE	..	36	8	..	..	173	2,056	2,775	24	..
Italy (*including* Fiume)	..	..	21	..	..	—	..	5,500	..	..
Siam	9,872	10,484	11,268	6,307	10,253	15,41,390	14,95,224	13,85,249	6,63,844	10,11,000
French Indo-China	614	63	449	429	1,251	74,919	10,011	57,412	51,170	92,302
China (*exclusive* of Hongkong and Macao)	181	..	..	..	..	31,050	..	..	..	..
Other Foreign Countries	1	30	8	..	..	244	2,466	929	2	..
TOTAL FOREIGN COUNTRIES	10,668	10,527	11,746	6,736	11,504	16,47,603	15,07,701	14,49,390	7,15,016	11,03,302
Share of Bengal	*43*	..	*2*	..	..	*7,315*	..	*1,136*	..	..
" *Bombay*	*9,812*	*8,763*	*10,580*	*6,257*	*10,221*	*15,11,543*	*12,39,419*	*13,02,955*	*6,58,292*	*9,69,948*
" *Sind*	*240*	*219*	*116*	—	..	*39,276*	*40,506*	*17,380*	..	..
" *Madras*	*573*	*1,581*	*1,051*	*479*	*1,283*	*52,637*	*2,29,882*	*1,29,375*	*56,746*	*1,33,354*
" *Burma*	..	..	*5*	..	..	..	..	*315*	*2*	..
TOTAL	10,668	10,563	11,754	6,736	11,504	16,47,776	15,09,757	14,52,165	7,15,040	11,03,302
Firewood (II. R)—	Tons	Tons	Tons	Tons	Tons					
TOTAL BRITISH EMPIRE	82	264	305	412	47	1,171	4,212	5,874	5,566	662
United States of America—										
Viâ Atlantic Coast	477	545	606	499	327	7,110	8,195	6,290	7,134	4,923
" Pacific "	38	2	57	13	382	540	30	848	198	5,160
Other Foreign Countries	14	..	1	62	10	215	—	64	910	720
TOTAL FOREIGN COUNTRIES	529	547	664	574	719	7,865	8,225	7,202	8,642	10,802
Share of Bengal	*565*	*652*	*700*	*612*	*733*	*8,496*	*9,768*	*7,418*	*9,247*	*11,084*
" *Bombay*	—	..	..	..	..	—	..	..	..	..
" *Sind*	..	*1*	*2*	*2*	..	*25*	*15*	*34*	*52*	*2*
" *Madras*	*46*	*151*	*327*	*372*	*33*	*608*	*2,654*	*5,724*	*4,929*	*434*
TOTAL	611	811	1,029	966	766	9,036	12,437	13,074	14,138	11,464

(a) Sleepers of Jarrah and other wood are included in "Sleepers of wood" now shown under this head, formerly shown under "Railway plant and rolling stocks."

No. 10 –*continued*

ARTICLES, AND COUNTRIES OF CONSIGNMENT; ALSO SHARE OF EACH PROVINCE	QUANTITY					VALUE				
	1929-30	1930-31	1931-32	1932-33	1933-34	1929-30	1930-31	1931-32	1932-33	1933-34
						R	R	R	R	R
Wood and Timber—*continued*	Tons	Tons	Tons	Tons	Tons					
Sandal (II. B)–										
Straits Settlements	90	55	101	145	67	40,811	25,420	44,925	70,788	27,920
Hongkong	3	30	..	..	..	2,084	18,862	13	30	..
Zanzibar and Pemba	..	37	..	..	14	..	6,504	..	..	1,935
Kenya Colony	23	102	22	63	70	2,806	17,578	3,776	7,166	10,926
Commonwealth of Australia	370	107	145	162	157	2,32,139	67,010	64,315	89,723	83,936
Other British Possessions	..	9	12	18	..	452	1,077	3,778	3,176	49
TOTAL BRITISH EMPIRE	486	340	280	388	308	2,78,292	1,36,451	1,16,807	1,70,878	1,24,766
China (*exclusive of Hongkong and Macao*)	..	..	..	..	10	..	..	..	..	7,263
Madagascar	..	..	72	..	18	..	..	8,100	..	2,646
Japan	3	1	..	16	..	4,725	1,000	..	10,941	..
Other Foreign Countries	.	..	..	4	4	..	26	97	1,404	820
TOTAL FOREIGN COUNTRIES	3	1	72	20	32	4,725	1,026	8,197	12,345	10,729
Share of Bengal	..	..	..	2	..	209	..	..	621	..
,, *Bombay*	404	286	200	318	273	2,44,980	1,12,031	1,09,739	1,51,125	1,08,903
,, *Sind*	..	..	..	..	1	..	..	..	..	330
,, *Madras*	5	3	3	5	1	4,130	1,770	2,085	2,970	1,269
,, *Burma*	80	52	59	83	65	33,648	23,676	20,180	28,607	24,994
TOTAL	489	341	352	408	340	2,83,017	1,37,477	1,25,004	1,83,223	1,35,495
Sleepers of wood for railways (II. B)—	Tons	Tons	Tons	Tons	Tons					
TOTAL BRITISH EMPIRE	5	..	..	..	6	892	..	..	..	612
TOTAL FOREIGN COUNTRIES	..	..	..	..	..	39	..	..	..	..
Share of Bengal	..	..	..	..	..	39	..	..	..	..
,, *Bombay*	..	..	..	..	6	..	..	..	..	612
,, *Madras*	5	..	..	..	..	892	..	..	..	..
TOTAL	5	..	..	..	6	931	..	..	..	612
Other Kinds of Wood and Timber (II. B)—										
United Kingdom (*including Channel Islands*)	—	—	—	—	—	1,06,456	87,527	1,15,287	52,186	37,796
Ceylon (*excluding Maldives*)	—	—	—	—	—	34,219	50,718	40,449	25,765	16,286
Straits Settlements	—	—	—	—	—	1,29,482	1,23,467	1,75,963	1,12,086	1,11,249
Hongkong	—	—	—	—	—	1,261	..	..	6,464	117
Kenya Colony	—	—	—	—	—	8,057	21,632	8,887	6,781	15,740
Commonwealth of Australia	—	—	—	—	—	2,786	7,948	12,450	..	635
Other British Possessions	—	—	—	—	—	1,749	4,109	2,147	5,537	849
TOTAL BRITISH EMPIRE	—	—	—	—	—	2,84,010	2,95,391	3,53,133	2,08,819	1,82,621

No. 10—*continued*

ARTICLES, AND COUNTRIES OF CONSIGNMENT; ALSO SHARE OF EACH PROVINCE	QUANTITY					VALUE				
	1929-30	1930-31	1931-32	1932-33	1933-34	1929-30	1930-31	1931-32	1932-33	1933-34
						R	R	R	R	R
Wood and Timber—*continued*										
Other kinds of Wood and Timber (II. R)—continued										
U. S. S. R.—										
Northern	—	—	—	—	—	1,43,421	65,631	22,048	32,435	1,08,720
Southern	—	—	—	—	—	..	..	..	2,034	14,332
Finland	—	—	—	—	—	..	2,854	1,70,015	27,926	1,021
Esthonia	—	—	—	—	—	11,445	9,110	78,111	3,944	99,618
Latvia	—	—	—	—	—	3,01,488	2,90,421	1,85,091	16,073	61,644
Lithuania	—	—	—	—	—	..	65,051	2,28,446	80,358	34,730
Sweden	—	—	—	—	—	3,50,891	27,102	1,55,691	2,01,063	38,686
Poland (*including* Dantzig)	—	—	—	—	—	1,25,036	2,06,538	1,92,806	2,11,722	1,74,303
Germany	—	—	—	—	—	6,01,358	7,24,963	6,87,820	6,08,715	6,45,418
Netherlands	—	—	—	—	—	..	2,299	9,119	187	3,693
Italy (*including* Fiume)	—	—	—	—	—	4,338	380	41,546	..	189
Persia	—	—	—	—	—	30,132	..	..	..	..
Siam	—	—	—	—	—	1,30,068	1,33,089	66,226	1,55,917	1,12,799
Java	—	—	—	—	—	5,021	5,574	..	..	..
French Indo-China	—	—	—	—	—	1,23,104	11,685	30,926	17,718	58,729
Japan	—	—	—	—	—	20,54,920	23,08,427	6,17,774	2,22,433	3,56,849
Madagascar and Kerguelen	—	—	—	—	—	..	2,508	15,483	..	5,759
United States of America—										
Vid Atlantic Coast	—	—	—	—	—	25,064	1,07,231	37,446	1,16,466	73,632
„ Pacific „	—	—	—	—	—	3,56,248	3,26,620	3,42,796	88,228	1,47,293
Other Foreign Countries	—	—	—	—	—	5,730	8,240	6,428	7,350	8,131
TOTAL FOREIGN COUNTRIES	—	—	—	—	—	41,81,159	44,96,008	24,46,662	19,03,697	19,68,062
Share of Bengal	—	—	—	—	—	*14,21,230*	*18,11,078*	*10,23,6[illegible]*	*8,97,189*	*9,61,0[illegible]*
„ *Bombay*	—	—	—	—	—	*21,50,456*	*22,67,429*	*13,31,765*	*9 65 896*	*8,67,616*
„ *Sind*	—	—	—	—	—	*14,179*	*44,005*	*31,[illegible]*	*10,239*	*14,481*
„ *Madras*	—	—	—	—	—	*3,08,164*	*3,61,019*	*3,11,[illegible]*	*1,55,196*	*2,06,[illegible]*
„ *Burma*	—	—	—	—	—	*2,60,160*	*3,47,885*	*1,24,5[illegible]*	*86,107*	*1,02,148*
TOTAL	—	—	—	—	—	44,55,169	47,11,309	27,99,795	21,14,316	21,50,764
Manufactures of Wood, *other than* furniture and cabinetware (III. G)—										
United Kingdom (*including* Channel Islands)	—	—	—	—	—	6,51,919	5,07,2[illegible]	3,66,877	3,[illegible]	3,70,441
Ceylon (*excluding* Maldives)	—	—	—	—	—	15,853	25,386	16,979	7,147	14,464
Straits Settlements	—	—	—	—	—	18,048	14,927	13,948	7,025	6,360
Hongkong	—	—	—	—	—	5,062	4,811	2,[illegible]45	4,196	4,196
Kenya Colony	—	—	—	—	—	14,729	8,[illegible]7	11,[illegible]98	19,017	15,297
Commonwealth of Australia	—	—	—	—	—	9,099	4,427	6,[illegible]53	14,[illegible]62	4,[illegible]94
Other British Possessions	—	—	—	—	—	267	242	1,[illegible]48	1,060	6[illegible]5
TOTAL BRITISH EMPIRE	—	—	—	—	—	7,[illegible]9[illegible]94	5,75,749	4,[illegible]8,[illegible]61	4,[illegible]5,[illegible]8	4,[illegible]6 140
U. S. S. R.—										
Northern	—	—	—	—	—	41,251	1,840	4,[illegible]07	10,[illegible]29	19,225
Southern	—	—	—	—	—	..	..	5,644	1,[illegible]99	14,[illegible]01
Pacific Ports	—	—	—	—	—	..	..	..	4,[illegible]35	..
Finland	—	—	—	—	—	7,[illegible]16	27,462	[illegible],2[illegible]	34,[illegible]09	34,[illegible]42
Esthonia	—	—	—	—	—	1,14,[illegible]15	1,11,2[illegible]	64,79[illegible]	26,[illegible]90	88,[illegible]49
Latvia	—	—	—	—	—	..	..	1,[illegible]96	2[illegible],1[illegible]	10,[illegible]19

No. 10—*continued*

ARTICLES, AND COUNTRIES OF CONSIGNMENT, AND SHARE OF EACH PROVINCE	QUANTITY					VALUE				
	1929-30	1930-31	1931-32	1932-33	1933-34	1929-30	1930-31	1931-32	1932-33	1933-34
						R	R	R	R	R
Wood and Timber—*continued*										
Manufactures of wood *other than* furniture and cabinetware (III. G)—*continued*										
Sweden	—	—		—	—	1,23,435	60,892	59,356	83,702	92,575
Norway	—	—	—	—	—	1,640	4,023	3,816	1,974	4,088
Poland (*including* Dantzig)	—	—	—	—	—	58,794	15,854	62,660	1,53,004	1,29,271
Germany	—	—	—	—	—	2,46,382	1,06,067	1,35,221	1,88,054	1,61,559
Netherlands	—	—	—	—	—	6,638	2,799	5,525	3,814	6,493
Belgium	—	—	—	—	—	5,236	4,329	2,962	4,599	2,339
France	—	—	—	—	—	5,993	8,564	6,123	3,171	4,603
Italy (*including* Fiume)	—	—	—	—	—	18,087	19,866	11,686	20,387	23,099
Austria	—	—	—	—	—	20,558	14,760	11,016	18,767	20,527
Czechoslovakia	—	—	—	—	—	30,363	36,914	26,281	23,450	14,607
Jugo-Slavia (Kingdom of the Serbs-Croats Slovenes)	—	—	—	—	—	8,421	14,298	9,836	16,594	10,367
Muskat Territory and Trucial Oman	—	—	—	—	—	..	..	..	13,700	11
Persia	—	—	—	—	—	502	250	9	6,090	37
Henjam Islands	—	—	—	—	—	..	..	..	17,409	..
Siam	—	—	—	—	—	17,895	25	3,402	3,401	136
China (*exclusive* of Hongkong and Macáo)	—	—	—	—	—	13,785	16,459	9,033	5,948	6,568
Japan	—	—	—	—	—	9,67,082	6,33,811	3,27,441	5,05,077	3,71,609
United States of America—										
Vid Atlantic Coast	—	—	—	—	—	1,35,847	1,48,763	51,663	94,617	29,368
„ Pacific „	—	—	—	—	—	8,769	45,065	17,854	3,157	2,028
Other Foreign Countries	—	—	—	—	—	13,781	2,577	3,509	4,941	2,966
TOTAL FOREIGN COUNTRIES	—	—	—	—	—	18,40,940	13,30,400	8,03,435	12,98,044	10,49,453
Share of Bengal	—	—	—	—	—	*9,64,220*	*7,32,758*	*4,42,308*	*5,76,671*	*4,16,203*
„ *Bombay*	—	—	—	—	—	*4,32,712*	*3,71,511*	*3,70,363*	*5,62,042*	*4,35,705*
„ *Sind*	—	—	—	—	—	*39,530*	*78,479*	*98,763*	*1,21,132*	*1,24,622*
„ *Madras*	—	—	—	—	—	*7,31,467*	*3,94,205*	*1,30,541*	*2,52,954*	*3,11,559*
„ *Burma*	—	—	—	—	—	*3,32,302*	*2,76,196*	*1,32,325*	*1,81,133*	*1,77,274*
TOTAL	—	—	—	—	—	25,50,526	19,06,149	12,22,300	16,93,932	14,65,593
Total value of Wood and Timber—										
United Kingdom (*including* Channel Islands	—	—	—	—	—	3,00,908	5,14,660	5,04,435	4,15,937	4,18,601
Ceylon (*including* Maldives)	—	—	—	—	—	52,732	90,934	78,688	43,324	31,201
Straits Settlements	—	—	—	—	—	1,83,676	1,64,231	2,36,074	1,91,431	1,45,699
Hongkong	—	—	—	—	—	10,881	23,478	2,868	10,688	4,312
Zanzibar and Pemba	—	—	—	—	—	623	9,764	1,166	2	2,684
Kenya Colony	—	—	—	—	—	25,591	48,082	23,691	32,764	41,963
Union of South Africa	—	—	—	—	—	234	8	791	677	6,934
Canada—										
Vid Atlantic Coast	—	—	—	—	—	1,068	41,437	16,576	11,887	4,111
„ Pacific „	—	—	—	—	—	18,343	..	10,769	10,824	32,939
Commonwealth of Australia	—	—	—	—	—	5,60,581	79,460	87,721	1,04,575	90 051
Other British Possessions	—	—	—	—	—	713	1,083	5,366	13,521	410
TOTAL BRITISH EMPIRE	—	—	—	—	—	16,55,348	10,73,132	9,67,425	8,25,630	7,73,906
U. S. S. R.—										
Northern	—	—	—	—	—	1,84,772	66,991	26,895	42,964	1,27,945
Southern	—	—	—	—	—	..	108	5,444	3,252	29,233
Pacific Ports	—	—	—	—	—	..	..	..	4,499	..
Finland	—	—	—	—	—	7,316	31,316	1,78,226	62,435	35,603

No. 10—*continued*

ARTICLES, AND COUNTRIES OF CONSIGNMENT; ALSO SHARE OF EACH PROVINCE	QUANTITY					VALUE				
	1929-30	1930-31	1931-32	1932-33	1933-34	1929-30	1930-31	1931-32	1932-33	1933-34
						R	R	R	R	R
Wood and Timber—*concluded*										
Total value of Wood and Timber—continued										
Esthonia	—	—	—	—	—	1,97,780	1,20,572	1,22,906	76,806	1,87,958
Latvia	—	—	—	—	—	3,01,488	2,90,421	1,86,776	48,267	75,003
Lithuania	—	—	—	—	—	..	63,051	2,28,446	80,389	84,739
Sweden	—	—	—	—	—	6,28,906	3,44,032	3,81,654	3,90,683	2,44,312
Norway	—	—	—	—	—	22,840	19,120	8,618	1,976	6,824
Poland (*including* Dantzig)	—	—	—	—	—	1,84,720	3,12,392	2,53,466	3,88,626	3,02,836
Germany	—	—	—	—	—	8,76,481	9,03,590	5,92,042	8,97,623	8,16,477
Netherlands	—	—	—	—	—	6,656	5,098	14,644	4,038	10,186
Belgium	—	—	—	—	—	8,322	6,758	4,049	7,500	2,558
France	—	—	—	—	—	5,845	8,564	6,128	3,171	4,902
Italy (*including* Fiume)	—	—	—	—	—	69,609	80,315	83,258	35,199	32,763
Austria	—	—	—	—	—	26,908	24,576	16,720	19,629	21,550
Czechoslovakia	—	—	—	—	—	34,188	36,914	26,251	25,602	52,818
Jugo-Slavia (Kingdom of the Serbs-Croats and Slovenes)	—	—	—	—	—	2,52,790	2,64,854	1,60,074	2,22,346	2,07,276
Market Territory and Trucial Oman	—	—	—	—	—	..	6	465	13,700	11
Pemba	—	—	—	—	—	30,478	250	9	6,990	27
Henjam Island	—	—	—	—	—	..	..	..	17,406	..
Java	—	—	—	—	—	6,996	8,841	1,167	..	70
Siam	—	—	—	—	—	16,89,348	16,27,548	14,87,274	8,24,508	11,24,755
French Indo-China	—		—	—	—	1,98,023	21,765	78,460	69,172	1,52,604
China (*exclusive of Hongkong and Macao*)	—	—	—	—	—	44,009	10,643	10,110	6,046	14,198
Japan	—	—	—	—	—	30,40,658	30,34,957	9,45,284	7,42,653	7,44,939
Madagascar and Kurguelon	—	—	—	—	—	..	2,503	20,576	..	8,404
United States of America—										
Pkd Atlantic Coast	—	—	—	—	—	2,94,594	3,05,576	1,01,878	2,20,208	1,07,917
„ Pacific „	—	—	—	—	—	6,42,063	4,20,661	2,19,532	1,23,097	2,50,146
Other Foreign Countries	—	—	—	—	—	7,653	8,148	5,569	10,258	6,619
TOTAL FOREIGN COUNTRIES	—	—	—	—	—	86,94,803	79,08,562	51,01,978	63,14,278	66,26,202
Share of Bengal	—	—	—	—	—	*33,00,993*	*26,64,915*	*14,70,551*	*14,80,796*	*14,40,647*
„ *Bombay*	—	—	—	—	—	*52,48,913*	*41,16,612*	*33,17,117*	*36,54,450*	*37,4..,143*
„ *Sind*	—	—	—	—	—	*2,71,238*	*3,01,418*	*2,64,874*	*2,26,733*	*2,61,537*
„ *Madras*	—	—	—	—	—	*14,01,913*	*9,93,811*	*6,70,964*	*4,79,499*	*6,58,449*
„ *Burma*	—	—	—	—	—	*6,58,021*	*6,01,80..*	*3,39,156*	*2,96,878*	*3,06,116*
TOTAL	—	—	—	—	—	1,18,34,241	92,81,694	64,69,603	81,64,003	84,66,107
Postal Articles not specified * (V)—										
United Kingdom (*including* Channel Islands)	—	—	—	—	—	2,37,38,593	2,17,93,679	1,48,59,153	1,56,68,260	1,36,60,767
Irish Free State	—	—	—	—	—	..	..	..	..	66
Gibraltar	—	—	—	—	—	19,854	16,158	16,100	8,880	2,960
Malta and Gozo	—	—	—	—	—	210	153	60	67	20
Palestine	—	—	—	—	—	14	..	31	100	..
Aden and Dependencies	—	—	—	—	—	34,762	45,420	34,456	19,492	18,643
Bahrein Islands	—	—	—	—	—	2,706	2,801	2,345	1,960	827
Maldives	—	—	—	—	—	..	..	2	..	..
Ceylon (*exclusive of* Maldives)	—	—	—	—	—	5,86,122	5,79,466	4,80,239	3,61,[illegible]	2,95,705
Straits Settlements	—	—	—	—	—	2,24,530	1,76,029	1,40,613	95,227	91 218
Federated Malay States	—	—	—	—	—	45,342	50,543	31,[illegible]1	24,913	25,848
British Borneo	—	—	—	—	—	180	84	17	14	36
Hongkong	—	—	—	—	—	2,26,998	2,51,706	1,52,896	2,01,812	1,80,775
Union of South Africa	—	—	—	—	—	55,708	52,257	34,714	35,446	30,550
Zanzibar and Pemba	—	—	—	—	—	2,911	4,196	2,048	2,077	4,747
Kenya Colony	—	—	—	—	—	20,139	18,75[illegible]	21,807	21,061	14,452
Tanganyika Territory	—	—	—	—	—	9,600	7,258	6,444	6,272	6,792

* The following classes of imports by post, including letter packets (registered and ordinary post) which do not pass through the Customs, are included with their appropriate heads and sub-heads in the import returns: (a) *Jewellery*, (b) *Precious stones*, (c) *Gold and silver thread*, (d) *Cigarettes* and (e) *Cinematograph films*.

No. 10—*continued*

ARTICLES, AND COUNTRIES OF CONSIGNMENT; ALSO SHARE OF EACH PROVINCE	QUANTITY					VALUE				
	1929-30	1930-31	1931-32	1932-33	1933-34	1929-30	1930-31	1931-32	1932-33	1933-34
						R	R	R	R	R
Postal Articles not specified (V—*continued*										
Uganda Protectorate	—	—	—	—	—	2	..	..	1,353	..
Nyasaland Protectorate	—	—	—	—	—	..	..	..	54	181
Somaliland Protectorate	—	—	—	—	—	116	164	87	111	94
Mauritius and Dependencies	—	—	—	—	—	1,069	717	29	52	39
Seychelles	—	—	—	—	—	415	622	570	443	422
Canada—										
Via Atlantic Coast	—	—	—	—	—	8,448	6,132	6,882	1,575	699
„ Pacific „	—	—	—	—	—	..	44	38	466	1,219
British West India Islands (*excluding* Bahamas)	—	—	—	—	—	..	40	..	22	..
Commonwealth of Australia	—	—	—	—	—	41,828	1,05,400	13,833	23,403	20,642
New Zealand	—	—	—	—	—	8,907	6,192	2,708	2,110	1,831
Fiji Islands	—	—	—	—	—	1,130	467	136	48	62
TOTAL BRITISH EMPIRE	—	—	—	—	—	2,74,00,790	2,38,38,242	2,03,94,279	1,67,87,579	1,42,76,418
Sweden	—	—	—	—	—	40	29	978	207	58
Norway	—	—	—	—	—	142	..	1	..	..
Denmark	—	—	—	—	—	53	2	4	..	..
Germany	—	—	—	—	—	12,97,060	12,46,109	10,08,238	8,93,776	7,69,619
Netherlands	—	—	—	—	—	8,899	10,010	20,897	47,848	37,180
Belgium	—	—	—	—	—	1,96,827	1,28,223	8,080	1,26,266	1,49,427
France	—	—	—	—	—	15,42,989	12,25,556	10,81,831	9,81,805	7,90,414
Spain	—	—	—	—	—	620	755	350	115	371
Portugal (*including* Azores and Madiera)	—	—	—	—	—	..	305	..	..	..
Switzerland	—	—	—	—	—	10,59,740	18,25,425	16,02,978	32,94,714	42,43,600
Italy (*including* Fiume)	—	—	—	—	—	70,88,401	52,45,409	44,88,436	33,82,600	29,38,549
Jugo-Slavia (Kingdom of the Serbs, Croats and Slovenes)	—	—	—	—	—	..	..	..	96	..
Austria	—	—	—	—	—	3,75,362	5,77,612	21,011	27,518	23,708
Hungary	—	—	—	—	—	4	1,564	529	62	10,278
Roumania	—	—	—	—	—	..	..	..	1,628	..
Czechoslovakia	—	—	—	—	—	1,268	177	..	213	973
Greece (*including* Crete)	—	—	—	—	—	158	79	96	94	31
Turkey, Asiatic	—	—	—	—	—	23	1,077	385	38	243
Muskat Territory and Trucial Oman	—	—	—	—	—	6,061	4,116	2,028	1,002	426
Other Native States in Arabia	—	—	—	—	—	101	449	6	82	33
Iraq	—	—	—	—	—	30,924	7,776	6,496	15,803	6,252
Persia	—	—	—	—	—	7,006	18,409	5,213	700	2,807
Henjam Island	—	—	—	—	—	8	6	..	..	..
Sumatra	—	—	—	—	—	200	50	..	131	23
Java	—	—	—	—	—	4,196	3,149	3,161	1,124	3,966
Borneo (Dutch)	—	—	—	—	—	80	..	..	..	3
Celebes and other Islands	—	—	—	—	—	218	1,980	2,088	4,440	3,699
Siam	—	—	—	—	—	50,973	59,196	36,136	43,698	43,330
French Indo-China	—	—	—	—	—	1,103	3,917	458	1,180	2,551
Philippines	—	—	—	—	—	9	9	7	..	..
China (*exclusive of* Hongkong and Macao)	—	—	—	—	—	6,77,551	5,28,691	3,43,310	1,22,852	3,02,022
Japan	—	—	—	—	—	6,63,250	4,84,208	5,26,413	3,09,289	3,71,244
Egypt	—	—	—	—	—	2,61,189	1,19,311	61,311	31,192	42,321
Algeria	—	—	—	—	—	..	43	..	..	..
Portuguese East Africa	—	—	—	—	—	4,833	2,051	1,227	1,769	1,552

The following classes of imports by post, including letter packets (registered and ordinary post) delivered to Collectors of Customs for assessment, are included with their appropriate heads and sub-heads in the import returns: (a) Jewellery, (b) Precious stones, (c) Gold and Silver thread, (d) Cigarettes and (e) Cinematograph films.

No. 10—*continued*

ARTICLES, AND COUNTRIES OF CONSIGNMENT; ALSO SHARE OF EACH PROVINCE	QUANTITY					VALUE				
	1929-30	1930-31	1931-32	1932-33	1933-34	1929-30	1930-31	1931-32	1932-33	1933-34
						R	R	R	R	R
Postal Articles not specified* (V)—*concluded.*										
Madagascar and Kurguelen.	—	—	—	—	—	3,665	2,1[illegible]	1,736	1,108	1,030
Reunion	—	—	—	—	—	170	186	57	..	..
French Somaliland . .	—	—	—	—	—	137	..	306	40	..
United States of America—										
Vid Atlantic Coast .	—	—	—	—	—	65,017	1,0[illegible],354	13,424	12,599	20,220
„ Pacific „ .	—	—	—	—	—	33,749	3,[illegible]48	1,[illegible]70	2,302	748
Venezuela	—	—	—	—	—	..	644	..	..	..
Uruguay	—	—	—	—	—	..	84	..	..	..
Hayti and St. Domingo .	—	—	—	—	—	832	1,151	1,630	814	666
Colombia	—	—	—	—	—	50	..	..	..	..
Argentine Republic (*including* the Atlantic Coast of Patagonia) . . .	—	—	—	—	—	2,050	..	4	..	4
Hawaii	—	—	—	—	—	8	..	..	..	..
TOTAL FOREIGN COUNTRIES	—	—	—	—	—	1,83,94,397	1,16,02,616	94,39,697	92,06,684	97,84,869
Share of Bengal . . .	—	—	—	—	—	*1,04,50,667*	*91,86,[illegible]*	*[illegible]0,54,836*	*65,68,713*	*69,36,888*
„ *Bombay* . . .	—	—	—	—	—	*1,36,18,863*	*1,[illegible]0,38,[illegible]*	*1,23,71,337*	*1,16,81,716*	*1,23,60,776*
„ *Sind* . . .	—	—	—	—	—	*39,47,160*	*48,[illegible]4,316*	*39,37,326*	*32,92,946*	*38,27,416*
„ *Madras* . . .	—	—	—	—	—	*37,39,859*	*34,35,9[illegible]*	*30,12,186*	*28,04,560*	*30,40,210*
„ *Burma* . . .	—	—	—	—	—	*21,44,9[illegible]*	*21,[illegible]6,[illegible]10*	*19,98,394*	*19,62,777*	*19,86,247*
TOTAL .	—	—	—	—	—	4,[illegible]8,01,187	3,51,[illegible]0,[illegible]58	2,90,53,978	2,69,44,218	2,80,61,287
All other articles of Merchandise—										
Unmanufactured (II. B)—										
United Kingdom (*including* Channel Islands) . .	—	—	—	—	—	22,139	31,929	9,440	31,908	41,711
Bahrein Islands . . .	—	—	—	—	—	10,446	11,755	5,822	5,229	2,216
Ceylon (*excluding* Maldives) .	—	—	—	—	—	18,043	22,021	2,158	2,978	2,868
Straits Settlements . .	—	—	—	—	—	[illegible],18[illegible]	7,718	5,227	7,900	5,872
Other British Possessions	—	—	—	—	—	4,619	4,892	2,543	2,838	1,261
TOTAL BRITISH EMPIRE .	—	—	—	—	—	61,227	78,315	24,246	52,753	57,029
Germany	—	—	—	—	—	3,943	2,142	1,009	806	3,410
France	—	—	—	—	—	40,518	42,[illegible]1	34,883	28,977	44,348
Italy (*including* Fiume) .	—	—	—	—	—	26,298	26,620	884	15,461	6,267
Greece (*including* Crete) .	—	—	—	—	—	5,259	..	..	..	..
Native States in Arabia, *other than* Muskat Territory and Trucial Oman . . .	—	—	—	—	—	7,804	9,046	7,255	616	809
Persia	—	—	—	—	—	27,068	18,830	18,273	9,886	8,807
Java	—	—	—	—	—	11,312	8,067	3,182	7,122	10,891
Egypt	—	—	—	—	—	2,492	10,499	14	..	..
United States of America—										
Vid Atlantic Coast . .	—	—	—	—	—	47	616	1,487	..	608
„ Pacific „ .	—	—	—	—	—	60,182	91	234	..	..
Other Foreign Countries .	—	—	—	—	—	8,677	2,788	6,884	7,125	8,[illegible]6[illegible]
TOTAL FOREIGN COUNTRIES	—	—	—	—	—	1,98,842	1,21,514	79,621	78,998	82,975
Share of Bengal . . .	—	—	—	—	—	*73,843*	*82,[illegible]96*	*[illegible],[illegible]6*	*28,604*	*52,[illegible]08*
„ *Bombay* . . .	—	—	—	—	—	*47,748*	*44,[illegible]83*	*28,[illegible]24*	*33,792*	*24,277*
„ *Sind* . . .	—	—	—	—	—	*2,19,549*	*90,[illegible]61*	*[illegible]6,749*	*84,[illegible]26*	*42,[illegible]05*
„ *Madras* . . .	—	—	—	—	—	*15,[illegible]70*	*24,[illegible]1*	*5,[illegible]3*	*[illegible]9,[illegible]34*	*17,[illegible]89*
„ *Burma* . . .	—	—	—	—	—	*6,[illegible]73*	*4,[illegible]1*	*6,[illegible]16*	*6,[illegible]48*	*2,[illegible]77*
TOTAL .	—	—	—	—	—	2,[illegible]4,[illegible]19	1,9[illegible],[illegible]14	[illegible],[illegible]16	1,[illegible]2,766	1,[illegible]0,[illegible]96

*The following classes of imports by post, namely, letter packets (not [illegible]) and [illegible] for parcels of Customs duty assessment are included with their appropriate heads and sub-heads in the [illegible]: (a) Jewellery, (b) [illegible], (c) [illegible], (d) [illegible], (e) [illegible], (f) [illegible] and (g) [illegible].

No. 10—*concluded*

ARTICLES AND COUNTRIES OF CONSIGNMENT; ALSO SHARE OF EACH PROVINCE	QUANTITY					VALUE				
	1929-30	1930-31	1931-32	1932-33	1933-34	1929-30	1930-31	1931-32	1932-33	1933-34
						R	R	R	R	R
All other articles of Merchandise—*continued*										
Manufactured (III. U)—										
United Kingdom (*including* Channel Islands)	—	—	—	—	—	12,56,297	9,77,913	8,08,543	9,16,676	11,05,299
Ceylon (*excluding* Maldives)	—	—	—	—	—	24,603	18,517	8,882	8,983	8,688
Straits Settlements	—	—	—	—	—	75,416	36,283	66,937	70,940	21,930
Hongkong	—	—	—	—	—	41,982	33,091	20,842	17,921	23,117
Canada—										
Vid Atlantic Coast	—	—	—	—	—	2,739	9,006	1,155	1,773	7,547
Commonwealth of Australia	—	—	—	—	—	15,422	8,482	722	706	606
Other British Possessions	—	—	—	—	—	2,372	4,462	2,228	1,112	4,093
TOTAL BRITISH EMPIRE	—	—	—	—	—	14,16,891	10,80,669	9,04,216	10,18,111	11,71,280
Sweden	—	—	—	—	—	26,632	35,014	25,071	25,203	75,893
Germany	—	—	—	—	—	5,17,242	3,80,209	2,59,854	3,48,483	4,13,725
Netherlands	—	—	—	—	—	1,88,498	50,750	86,203	69,280	47,034
Belgium	—	—	—	—	—	11,428	14,894	10,325	8,418	40,606
France	—	—	—	—	—	29,160	19,850	39,575	55,296	64,595
Switzerland	—	—	—	—	—	6,814	5,060	9,698	1,915	21,910
Italy (*including* Fiume)	—	—	—	—	—	35,271	18,311	13,878	25,193	1,01,187
Austria	—	—	—	—	—	8,319	4,648	5,051	4,420	5,707
Czechoslovakia	—	—	—	—	—	51,782	33,284	17,731	19,461	11,855
Muskat Territory and Trucial Oman	—	—	—	—	—	839	702	51	827	14,958
Persia	—	—	—	—	—	20,042	35,622	34,661	13,682	1,669
Java	—	—	—	—	—	2,057	9,856	533	1,455	248
China (*exclusive* of Hongkong and Macao)	—	—	—	—	—	26,744	29,725	22,158	19,382	26,521
Japan	—	—	—	—	—	10,34,512	8,93,896	8,10,107	6,82,888	9,41,455
Egypt	—	—	—	—	—	70	10,370	169	85,074	4,795
United States of America—										
Vid Atlantic Coast	—	—	—	—	—	3,34,292	3,20,173	2,89,703	2,31,892	1,56,974
„ Pacific „	—	—	—	—	—	26,064	4,857	202	112	1,164
Other Foreign Countries	—	—	—	—	—	22,396	9,174	4,600	11,691	10,519
TOTAL FOREIGN COUNTRIES	—	—	—	—	—	23,42,264	13,32,980	11,51,070	16,04,612	19,40,675
Share of Bengal	—	—	—	—	—	*6,43,109*	*3,23,555*	*2,56,234*	*2,34,149*	*4,50,925*
„ *Bombay*	—	—	—	—	—	*20,13,076*	*11,29,078*	*10,05,188*	*15,52,915*	*17,67,269*
„ *Sind*	—	—	—	—	—	*1,55,532*	*1,36,439*	*1,25,462*	*1,03,303*	*2,49,947*
„ *Madras*	—	—	—	—	—	*6,44,769*	*5,69,447*	*4,73,590*	*5,20,610*	*4,57,013*
„ *Burma*	—	—	—	—	—	*2,99,619*	*2,63,747*	*1,94,552*	*2,13,446*	*1,93,810*
TOTAL	—	—	—	—	—	37,61,155	24,22,649	20,55,236	26,22,783	31,11,955
GRAND TOTAL VALUE OF MERCHANDISE IMPORTED (*exclusive* of Government Stores)	—	—	—	—	—	240,79,69,341	164,79,36,863	126,37,14,118	122,53,43,175	115,35,70,144
Share of Bengal	—	—	—	—	—	*83,37,84,794*	*51,79,95,752*	*34,66,28,177*	*35,43,50,471*	*32,32,95,421*
„ *Bombay*	—	—	—	—	—	*82,64,31,263*	*56,98,20,015*	*49,76,07,176*	*51,31,64,339*	*46,18,76,028*
„ *Sind*	—	—	—	—	—	*26,47,81,249*	*19,48,04,711*	*15,84,93,186*	*16,36,36,975*	*12,96,47,468*
„ *Madras*	—	—	—	—	—	*26,37,74,314*	*20,70,45,963*	*15,55,58,353*	*15,36,69,694*	*14,81,99,363*
„ *Burma*	—	—	—	—	—	*21,41,37,721*	*15,46,08,356*	*10,50,46,193*	*10,79,81,726*	*8,56,51,931*
SUBJECT TO DUTY	—	—	—	—	—	203,65,42,752	132,81,32,697	107,84,03,139	127,40,03,181	109,45,46,700
FREE OF DUTY	—	—	—	—	—	37,14,26,589	31,98,04,166	19,03,05,979	5,13,39,994	5,90,23,444
TOTAL	—	—	—	—	—	240,79,69,341	164,79,36,863	126,37,14,118	132,53,43,175	115,35,70,144

No. 11

GENERAL EXPORTS OF INDIAN MERCHANDISE

IN EACH OFFICIAL YEAR FROM 1929-30 TO 1933-34.

[NOTES.—(1) *All exports are free of duty except Rice (husked and unhusked) and Rice flour, Jute (raw and manufactured) has been subject to duty from 1st March, 1916 and raw hides and skins from 11th September, 1919.*

(2) *The summary classes and their sub-divisions are shown in brackets against articles.* *For Summaries, see pages 9 to 14.*]

ARTICLES, AND COUNTRIES OF FINAL DESTINATION; ALSO SHARE OF EACH PROVINCE	QUANTITY					VALUE				
	1929-30	1930-31	1931-32	1932-33	1933-34	1929-30	1930-31	1931-32	1932-33	1933-34
Animals, Living—	No.	No.	No.	No.	No.	R	R	R	R	R
Cattle (excepting sheep and goats) (IV. B)—										
Ceylon (*excluding* Maldives)	1,639	959	572	715	742	1,03,875	97,482	61,092	53,215	61,060
Straits Settlements	334	357	161	206	21	48,369	53,115	19,971	24,310	3,025
Federated Malay States	171	421	23	14	..	18,850	40,143	3,900	1,000	..
Other British Possessions	2	..	..	5	..	110	..	—	1,085	—
TOTAL BRITISH EMPIRE	2,106	1,737	756	940	763	1,71,204	1,70,740	84,963	80,550	64,085
Egypt	—	..	..	..	16	—	..	..	..	3,000
Brazil	..	192	..	..	..	..	76,800	..	..	..
Other Foreign Countries	30	10	..	6	..	3,200	3,000	—	1,800	..
TOTAL FOREIGN COUNTRIES	30	202	..	6	16	3,200	79,800	..	1,800	3,000
Share of Bengal	*181*	*147*	*110*	*218*	*17*	*29,975*	*23,405*	*16,356*	*24,776*	*1,935*
,, *Bombay*	*78*	*197*	..	*6*	*17*	*9,600*	*73,800*	..	*1,800*	*3,600*
,, *Sind*	*64*	*6*	..	*4*	*4*	*4,500*	*1,000*	..	*1,050*	*2,000*
,, *Madras*	*1,771*	*1,391*	*550*	*718*	*741*	*1,19,125*	*1,33,225*	*61,592*	*53,433*	*60,560*
,, *Burma*	*137*	*199*	*66*	..	..	*11,404*	*9,110*	*6,217*	..	..
TOTAL	2,226	1,939	756	946	779	1,74,401	2,50,540	84,963	82,059	72,095
Horses (IV. A)—	No.	No.	No.	No.	No.					
United Kingdom (*including* Channel Islands)	8	..	1	1	..	11,500	..	500	2,000	..
Ceylon (*excluding* Maldives)	11	5	1	31	49	16,000	14,000	1,200	62,000	61,750
Other British Possessions	13	..	..	—	..	3,500	..	..	—	..
TOTAL BRITISH EMPIRE	32	5	2	32	49	31,000	14,000	1,649	64,000	61,750
TOTAL FOREIGN COUNTRIES	1	1	..	..	4	2,000	500	..	..	1,500
Share of Bengal	*10*	..	*1*	*1*	*5*	*15,500*	..	*500*	*2,000*	*3,750*
,, *Bombay*	*6*	..	..	..	*6*	*5,000*	..	..	..	*15,000*
,, *Sind*	*1*	*1*	..	..	..	*500*	*500*	..	..	..
,, *Madras*	*5*	*5*	*1*	*31*	*41*	*5,500*	*14,000*	*1,200*	*62,000*	*51,500*
,, *Burma*	*11*	..	..	..	*1*	*1,100*	..	..	..	*500*
TOTAL	33	6	2	32	53	33,600	14,500	1,500	64,000	69,250
Sheep and goats (IV. C)—	No.	No.	No.	No.	No.					
Ceylon (*excluding* Maldives)	131,311	92,500	57,000	37,0-7	30,430	26,26,120	18,57,000	11,39,000	7,42,000	[illegible]
Straits Settlements	46,479	20,721	10,341	2,276	1,500	6,30,270	3,00,000	1,36,000	32,407	17,210
Federated Malay States	1,000	..	80	119	256	18,000	..	625	1,615	3,625
Other British Possessions	231	100	52	197	..	845	250	210	1,797	..
TOTAL BRITISH EMPIRE	179,103	113,724	67,452	39 677	32,186	33 73,434	22,57,000	13,76,835	7,78,804	7,84,445
TOTAL FOREIGN COUNTRIES	4	102	81	12	37	11	1,000	670	160	— 000

No. 11—*continued*

ARTICLES, AND COUNTRIES OF FINAL DESTINATION; ALSO SHARE OF EACH PROVINCE	QUANTITY					VALUE				
	1929-30	1930-31	1931-32	1932-33	1933-34	1929-30	1930-31	1931-32	1932-33	1933-34
Animals, Living—*continued*	No.	No.	No.	No.	No.	R	R	R	R	R
Sheep and goats (IV. C)—*contd.*										
Share of Bengal	*43,749*	*28,625*	*9,676*	*1,872*	*1,999*	*5,65,710*	*3,67,550*	*1,26,959*	*26,391*	*21,291*
„ *Bombay*	..	*42*	..	*39*	..	..	*630*	..	*600*	..
„ *Sind*	*265*	*100*	*3*	*50*	—	*908*	*250*	*30*	*250*	..
„ *Madras*	*136,115*	*85,059*	*57,856*	*37,728*	*38,440*	*25,13,856*	*16,90,483*	*11,50,620*	*7,51,412*	*7,63,760*
TOTAL	179,107	113,826	67,533	39,689	40,429	30,79,469	20,58,912	12,77,509	7,78,653	7,85,051
Other kinds (IV. D)—	No.	No.	No.	No.	No.					
United Kingdom (*including* Channel Islands)	4,440	6,229	24,148	4,398	7,285	35,950	36,144	21,189	15,629	11,246
Aden and Dependencies	..	10,172	..	..	..	..	10,162	..	..	..
Ceylon (*excluding* Maldives)	224,411	137,677	45,279	195	1,185	2,04,011	1,31,177	46,649	216	11,757
Straits Settlements	7,210	986	1,150	480	7,014	12,349	3,312	2,234	2,552	3,888
Other British Possessions	8,171	423	629	1,180	766	5,860	4,375	2,126	4,645	1,919
TOTAL BRITISH EMPIRE	244,232	155,487	71,206	6,258	16,850	2,57,680	1,85,170	72,198	23,042	28,810
Germany	18,521	22,114	6,580	2,260	21,437	71,603	45,229	18,565	8,780	13,329
Belgium	17,243	17,492	22,962	29,058	42,811	23,293	8,180	15,189	15,029	13,875
Italy (*including* Fiume)	14,817	110	1,986	2,194	4,527	7,611	180	3,292	6,755	7,556
United States of America—										
Vid Atlantic Coast	5,689	6,896	10,642	6,749	3,956	22,423	24,788	19,717	28,378	8,832
„ Pacific „	799	48	579	387	601	11,530	960	4,977	1,483	2,264
Other Foreign Countries	5,737	177	2,085	77	1,839	4,876	1,620	988	1,867	3,817
TOTAL FOREIGN COUNTRIES	62,806	46,837	44,834	40,725	75,171	1,41,336	90,952	62,678	62,292	49,673
Share of Bengal	*36,781*	*22,944*	*17,259*	*19,698*	*53,265*	*70,599*	*73,328*	*57,856*	*54,704*	*44,220*
„ *Bombay*	*16,937*	*4,612*	*6,196*	*2,154*	*2,865*	*34,162*	*21,852*	*9,602*	*10,150*	*9,068*
„ *Sind*	*87,366*	*19,501*	*13,973*	*24,992*	*29,543*	*88,909*	*20,933*	*10,449*	*9,571*	*3,416*
„ *Madras*	*224,903*	*148,216*	*68,528*	*101*	*7,339*	*3,36,236*	*1,87,394*	*45,774*	*10,154*	*21,412*
„ *Burma*	*1,051*	*51*	*53*	*33*	*9*	*8,520*	*2,565*	*11,806*	*725*	*315*
TOTAL	307,038	202,324	116,040	46,978	92,021	3,99,016	2,76,122	1,34,676	85,334	78,483
Total Animals, Living—	No.	No.	No.	No.	No.					
United Kingdom (*including* Channel Islands)	4,448	6,229	24,149	4,432	7,285	47,460	36,144	21,489	18,104	11,246
Aden and Dependencies	..	10,172	..	..	..	..	10,162	..	..	..
Ceylon (*excluding* Maldives)	357,374	221,534	103,861	38,038	40,415	27,50,516	19,00,489	12,48,921	8,58,039	8,85,372
Straits Settlements	54,065	32,074	11,652	2,960	9,233	6,94,007	4,35,429	1,58,223	59,355	24,138
Federated Malay States	1,365	570	225	132	355	26,780	41,186	5,665	3,275	3,425
Other British Possessions	8,291	374	519	1,349	766	5,085	3,582	1,196	7,032	1,919
TOTAL BRITISH EMPIRE	425,563	270,953	139,416	46,902	58,054	35,23,938	24,26,992	14,35,494	9,45,805	9,26,100
Germany	18,521	22,114	6,580	2,260	21,440	71,603	45,229	18,565	8,780	14,329
Belgium	17,243	17,492	22,962	29,058	42,811	23,293	8,180	15,189	15,029	13,875
Italy (*including* Fiume)	14,817	113	1,986	2,194	4,527	7,611	980	3,292	6,755	7,556
Egypt	3	..	..	1	18	2,500	..	..	50	9,500
United States of America—										
Vid Atlantic Coast	5,689	6,896	10,642	6,749	3,956	22,423	24,788	19,717	28,378	8,832
„ Pacific „	799	48	579	387	601	11,530	960	4,977	1,483	2,264
Brazil	..	234	..	..	..	..	77,430	..	..	..
Other Foreign Countries	5,769	245	2,166	94	1,875	7,591	5,530	1,564	3,766	3,217
TOTAL FOREIGN COUNTRIES	62,841	47,142	44,915	40,743	75,228	1,46,551	1,73,052	63,354	64,241	59,573

No. 11—*continued*

ARTICLES, AND COUNTRIES OF FINAL DESTINATION; ALSO SHARE OF EACH PROVINCE	QUANTITY					VALUE				
	1929-30	1930-31	1931-32	1932-33	1933-34	1929-30	1930-31	1931-32	1932-33	1933-34
Animals, Living—*concluded*										
Total Animals, Living—continued	No.	No.	No.	No.	No.	R	R	R	R	R
Share of *Bengal*	79,781	58,716	57,044	21,789	54,276	6,74,726	4,64,[illegible]	2,01,367	1,01,171	62,600
" *Bombay*	17,016	4,851	6,196	2,199	2,335	61,562	1,01,282	9,662	12,530	22,382
" *Sind*	37,674	19,607	13,975	25,016	29,547	64,216	22,[illegible]82	10,479	10,171	6,478
" *Madras*	361,796	231,671	106,962	38,573	46,561	21,[illegible],[illegible]05	20,09,161	12,52,536	3,77,819	3,78,[illegible]18
" *Burma*	1,199	250	156	33	10	21,024	11,676	12,615	726	614
TOTAL	488,464	318,095	184,331	87,645	133,282	36,80,649	28,00,074	14,98,648	10,10,046	9,83,678
Apparel (*including* drapery, uniforms, and accoutrements, but *excluding* hosiery and boots and shoes) (III. A)—										
United Kingdom (*including* Channel Islands)	—	—	—	—	—	1,46,667	1,37,441	51,696	60,120	57,846
Palestine	—	—	—	—	—	630	4,100	1,960	3,912	14,847
Aden and Dependencies	—	—	—	—	—	10,683	6,313	7,270	6,915	8,425
Bahrein Islands	—	—	—	—	—	1,050	700	9,000	1,600	3,056
Ceylon (*excluding* Maldives)	—	—	—	—	—	1,22,[illegible]27	78,309	54,7[illegible]6	60,018	55,511
Straits Settlements	—	—	—	—	—	1,44,422	56,647	28,708	21,[illegible]0	18,053
Federated Malay States	—	—	—	—	—	44,166	18,246	10,244	2,185	4,214
Hongkong	—	—	—	—	—	27,475	15,422	8,291	10,098	12,488
Union of South Africa	—	—	—	—	—	8,07,935	4,98,708	3,06,500	3,97,422	3,54,446
Zanzibar and Pemba	—	—	—	—	—	9,180	2,580	1,115	1,991	9 0
Kenya Colony	—	—	—	—	—	45,707	20,074	18,[illegible]6	12,669	13,200
Tanganyika Territory	—	—	—	—	—	13,450	8,[illegible]0	3,800	1,767	4,900
Anglo-Egyptian Sudan	—	—	—	—	—	10,045	8,920	6,127	6,314	14,268
Mauritius and Dependencies	—	—	—	—	—	27,378	13,967	10,185	11,632	22,184
British West India Islands (*excluding* Bahamas)	—	—	—	—	—	6,715	11,388	7,936	8,654	7,501
Commonwealth of Australia	—	—	—	—	—	63,617	47,200	6,[illegible]38	7,030	4,722
New Zealand	—	—	—	—	—	7,561	1,770	60	..	..
Fiji Islands	—	—	—	—	—	10,775	8,256	3,[illegible]80	3,219	975
Other British Possessions	—	—	—	—	—	4,735	13,[illegible]78	6,785	17,206	18,848
TOTAL BRITISH EMPIRE	—	—	—	—	—	15,15,084	9,27,220	7,41,667	6,54,[illegible]05	8,11,947
Germany	—	—	—	—	—	83,000	825	150	2,070	3,[illegible]73
France	—	—	—	—	—	20,546	15,030	7,[illegible]38	7,0[illegible]8	11,304
Italy (*including* Fiume)	—	—	—	—	—	2,450	5,[illegible]82	100	20	..
Syria	—	—	—	—	—	11,[illegible]96	6,[illegible]08	15,511	25,767	20,[illegible]12
Muskat Territory and Trucial Oman	—	—	—	—	—	1,400	761	1,[illegible]35	10,915	26,[illegible]75
Other Native States in Arabia	—	—	—	—	—	12,250	3,080	1,[illegible]30	9,[illegible]40	8,[illegible]28
Iraq	—	—	—	—	—	7,[illegible]92	9,040	4,[illegible]46	5,[illegible]47	3,[illegible]50
Persia	—	—	—	—	—	10,[illegible]20	7,[illegible]60	1,777	1,[illegible]61	2,[illegible]29
Java	—	—	—	—	—	20,[illegible]92	11,[illegible]70	9,[illegible]78	6,[illegible]50	5,[illegible]65
Siam	—	—	—	—	—	6,701	7,[illegible]81	4,[illegible]40	3,[illegible]50	641
China (*exclusive* of Hongkong and Macao)	—	—	—	—	—	7,[illegible]28	15,[illegible]78	4,[illegible]84	3,[illegible]76	3,[illegible]74
Egypt	—	—	—	—	—	22,[illegible]46	29,[illegible]79	31,[illegible]40	31,[illegible]62	66,[illegible]06
Tunis	—	—	—	—	—	..	..	..	10,[illegible]02	..
Portuguese West Africa	—	—	—	—	—	[illegible]78	6,[illegible]00	..	..	..
Portuguese East Africa	—	—	—	—	—	1,20,[illegible]13	88,[illegible]04	1,[illegible],[illegible]21	8,[illegible]46	1,[illegible],[illegible]27
French West Africa	—	—	—	—	—	..	..	..	12,[illegible]00	4,[illegible]04
United States of America—										
Via Atlantic Coast	—	—	—	—	—	4,[illegible],[illegible]79	3,75,[illegible]10	50,[illegible]49	12,744	39,[illegible]67
" Pacific	—	—	—	—	—	51,[illegible]15	77,[illegible]	[illegible],[illegible]61	3,[illegible]78	878

No. 11—*continued*

ARTICLES, AND COUNTRIES OF FINAL DESTINATION, ALSO SHARE OF EACH PROVINCE	QUANTITY					VALUE				
	1929-30	1930-31	1931-32	1932-33	1933-34	1929-30	1930-31	1931-32	1932-33	1933-34
						R	R	R	R	R
Apparel (*including* drapery, uniforms, and accoutrements, but *excluding* hosiery and boots and shoes) (III. A)—*continued*										
Other Foreign Countries	—	—	—	—	—	24,253	18,070	4,275	18,734	10,853
TOTAL FOREIGN COUNTRIES	—	—	—	—	—	9,37,125	6,75,023	2,91,114	2,58,641	3,02,487
Share of Bengal	—	—	—	—	—	*20,71,787*	*13,53,139*	*5,50,939*	*7,01,820*	*9,93,834*
,, *Bombay*	—	—	—	—	—	*2,13,271*	*1,55,907*	*1,00,855*	*1,12,963*	*1,36,952*
,, *Sind*	—	—	—	—	—	*63,505*	*50,901*	*13,959*	*36,089*	*39,295*
,, *Madras*	—	—	—	—	—	*97,680*	*46,554*	*34,053*	*40,210*	*31,532*
,, *Burma*	—	—	—	—	—	*5,916*	*5,811*	*2,360*	*1,654*	*2,801*
TOTAL	—	—	—	—	—	24,52,159	16,12,312	10,02,071	8,92,786	11,14,414
Arms, ammunition, and military stores (III. B)—										
TOTAL BRITISH EMPIRE	—	—	—	—	—	649	1,656	125	548	280
United States of America—Pcf Atlantic Coast	—	—	—	—	—	250	..	..	..	7
Share of Bengal	—	—	—	—	—	*679*	*60*	..	..	..
,, *Bombay*	—	—	—	—	—	*20*	*120*	*40*	*160*	*7*
,, *Madras*	—	—	—	—	—	*200*	*20*	*80*	*356*	*240*
,, *Burma*	—	—	—	—	—	..	*1,456*	*5*	*2*	*40*
TOTAL	—	—	—	—	—	899	1,656	125	548	287
Art, works of (III. U)—										
United Kingdom (*excluding* Channel Islands)	—	—	—	—	—	41,328	1,52,760	80,102	12,314	8,485
Ceylon (*excluding* Maldives)	—	—	—	—	—	8,453	6,836	3,291	4,723	9,745
Straits Settlements	—	—	—	—	—	24,935	4,587	31,592	21,514	2,902
Kenya Colony	—	—	—	—	—	3,725	7,415	410	150	235
Commonwealth of Australia	—	—	—	—	—	5,675	469	45	..	..
Other British Possessions	—	—	—	—	—	14,063	7,908	3,489	1,541	2,142
TOTAL BRITISH EMPIRE	—	—	—	—	—	98,179	1,80,975	1,19,019	41,243	23,509
Germany	—	—	—	—	—	5,259	1,001	540	475	2,430
Belgium	—	—	—	—	—	2,000	100	630	8,000	..
France	—	—	—	—	—	12,036	10,873	6,508	2,917	4,880
Japan	—	—	—	—	—	15,263	46	..	40	..
Tunis	—	—	—	—	—	..	..	..	5,500	..
United States of America—										
Pcf Atlantic Coast	—	—	—	—	—	14,118	95,883	17,396	61,037	45,765
,, Pacific ,,	—	—	—	—	—	10,036	1,496	2,156	25	..
Other Foreign Countries	—	—	—	—	—	15,397	14,976	4,945	12,394	4,784
TOTAL FOREIGN COUNTRIES	—	—	—	—	—	74,154	1,24,380	32,171	90,388	57,859

No. 11—*continued*

ARTICLES, AND COUNTRIES OF FINAL DESTINATION; ALSO SHARE OF EACH PROVINCE	QUANTITY					VALUE				
	1929-30	1930-31	1931-32	1932-33	1933-34	1929-30	1930-31	1931-32	1932-33	1933-34
Art, works of (III. U)—*continued*						R	R	R	R	R
Share of Bengal	—	—	—	—	—	*18,979*	*1,07,979*	*2,691*	*42,625*	*1,153*
,, *Bombay*	—	—	—	—	—	*68,799*	*1,30,236*	*67,626*	*52,959*	*41,118*
,, *Sind*	—	—	—	—	—	*11,881*	*22,787*	*7,186*	*6,708*	*3,997*
,, *Madras*	—	—	—	—	—	*66,616*	*27,518*	*61,221*	*26,175*	*34,619*
,, *Burma*	—	—	—	—	—	*15,558*	*17,749*	*6,246*	*3,623*	*13,273*
TOTAL	—	—	—	—	—	1,72,833	3,06,355	1,51,190	1,31,630	81,160
Books, printed, and printed matter (*not being* stationery), *including* maps and charts (III. U)—	Cwts.	Cwts.	Cwts.	Cwts.	Cwts.					
United Kingdom (*including* Channel Islands)	417	494	363	269	405	1,09,815	82,917	74,249	68,841	52,558
Aden and Dependencies	56	69	65	151	113	7,379	8,362	8,443	14,004	11,178
Ceylon (*excluding* Maldives)	1,670	1,338	1,048	1,190	1,365	2,11,801	1,94,407	1,35,474	1,34,259	1,45,656
Straits Settlements	5,115	3,252	3,194	2,536	2,962	3,37,968	1,78,048	1,70,678	1,45,230	1 60,777
Federated Malay States	292	197	164	141	191	33,790	16,916	20,648	14,411	23,866
Union of South Africa	95	58	117	82	98	10,018	8,754	13,179	9,276	9,541
Zanzibar and Pemba	121	76	56	77	68	17,778	10,733	10,974	13,981	13,9 8
Kenya Colony	188	527	158	180	167	21,611	27,445	20,079	17,687	21,146
Tanganyika Territory	49	48	38	48	64	7,170	9,013	6,483	6,248	8,797
Other British Possessions	114	110	78	59	115	16,625	14,226	10,017	7,715	11,075
TOTAL BRITISH EMPIRE	8,318	6,187	5,295	4,611	5,423	8,23,943	5,68,721	4,77,444	4,34,817	4,64,311
Germany	18	21	27	46	7	1,994	3,679	3,817	4,896	905
Native States in Arabia (other than Maskat Territory and Trucial Oman)	2,339	38	6	22	38	13,400	4,065	650	3,061	3,780
Iraq	45	27	45	57	13	9,025	4,943	4,915	5,675	1,300
Persia	167	221	135	258	191	23,030	26,346	8,958	17,520	8,733
Java	589	302	385	1,276	371	69,961	34,135	37,617	1,34,701	37,010
Siam	35	21	29	31	14	3,616	2,027	2,088	3,164	1,854
Egypt	21	44	28	6	9	3,597	5,278	4,741	562	1,291
United States of America—Vid Atlantic Coast	242	309	114	74	48	32,696	41,990	16,202	20,989	8,241
,, Pacific ,,	21	5	7	4	..	26,113	836	1,100	100	..
Other Foreign Countries	84	71	183	59	119	13,012	13,243	15,968	10,268	8,972
TOTAL FOREIGN COUNTRIES	3,781	1,119	969	1,883	810	1,99,444	1,37,339	97,776	1,96,671	71,197
Share of Bengal	*3,979*	*1,223*	*822*	*853*	*296*	*1,35,794*	*79,101*	*57,419*	*69,230*	*13,925*
,, *Bombay*	*6,936*	*4,635*	*4,412*	*4,740*	*4,226*	*4,52,709*	*3,99,674*	*3,56,719*	*4,01,125*	*3,11,945*
,, *Sind*	*28*	*1*	*7*	*1*	*24*	*2,465*	*110*	*550*	*215*	*2,541*
,, *Madras*	*2,077*	*1,431*	*1,292*	*1,342*	*1,679*	*2,39,175*	*2,25,196*	*1,77,944*	*1,42,181*	*2,06,202*
,, *Burma*	*21*	*16*	*21*	*9*	*5*	*2,550*	*1,760*	*2,160*	*1,767*	*1,901*
TOTAL	12,094	7,306	6,256	6,444	6,233	10,17,287	7,06,060	5,75,190	6,11,518	5,36,615
Bones for manufacturing purposes (II. S.—	Tons	Tons	Tons	Tons	Tons					
United Kingdom (*including* Channel Islands)	280	..	349	1,922	2,148	32,712	36	36,640	1,70,881	1,19,891
Ceylon (*excluding* Maldives)	2,287	1,625	737	130	30	2,45,940	1,61,625	73,730	8,160	1,650
Other British Possessions	3	2	..	..	..	296	184	..	..	60
TOTAL BRITISH EMPIRE	2,650	1,627	1,106	2,052	2,178	2,78,648	1,61,825	1,10,370	1,77,013	1,21,578
Germany	7,475	3,661	2,991	3,645	3,074	7,64,242	3,99,992	2,72,136	3,07,511	2 12 717
Netherlands	235	65	150	..	..	24,784	6,350	15,000	..	..
Belgium	52,178	33,251	31,449	30,999	30 913	55,17,910	36,72,220	37,33,711	28,19,462	19 11 [illegible]
Italy (*excluding* Fiume)	..	..	..	..	420	..	..	..	..	2 [illegible]
France	10,196	5,418	2,446	1,903	1,954	1 ,96,774	9,78,820	2,2 ,324	1,7 ,250	1,20,119
Spain	198	..	..	..	610	20,207	..	..	..	62,756
Japan	453	100	..	..	8	30,580	6,750	..	..	817
Egypt	..	..	1,275	..	..	..	..	1,53,258	..	..

No. 11--*continued*

ARTICLES, AND COUNTRIES OF FINAL DESTINATION; ALSO SHARE OF EACH PROVINCE	QUANTITY					VALUE				
	1929-30	1930-31	1931-32	1932-33	1933-34	1929-30	1930-31	1931-32	1932-33	1933-34
	Tons	Tons	Tons	Tons	Tons	R	R	R	R	R
Bones for manufacturing purposes (II. B)—*continued*										
United States of America—										
Via Atlantic Coast	35	..	..	..	..	5,337	..	..	..	1,000
Other Foreign Countries	..	..	..	..	..	120	..	..	..	35
TOTAL FOREIGN COUNTRIES	70,755	65,615	45,011	36,518	37,015	72,49,024	69,63,841	44,03,362	33,05,224	23,16,339
Share of Bengal	*37,534*	*31,850*	*21,676*	*13,644*	*26,453*	*36,14,456*	*31,73,655*	*20,38,656*	*15,93,632*	*15,58,253*
" *Bombay*	*5,817*	*3,700*	*122*	..	..	*7,55,396*	*5,25,340*	*17,680*	..	*1,000*
" *Sind*	*25,397*	*26,928*	*11,126*	*16,370*	*11,131*	*26,77,893*	*29,22,099*	*11,12,609*	*15,09,106*	*7,53,656*
" *Madras*	*4,087*	*4,612*	*3,194*	*3,551*	*1,605*	*4,42,971*	*4,94,158*	*3,46,387*	*3,79,493*	*1,25,003*
" *Burma*	*580*	*152*	..	..	..	*36,756*	*9,514*	..	..	..
TOTAL	73,405	67,242	46,117	33,565	39,101	76,27,472	71,25,266	45,18,732	34,82,287	24,37,912
Boots and Shoes (III. A)—	Pairs	Pairs	Pairs	Pairs	Pairs					
United Kingdom (*including* Channel Islands)	1,457	611	864	47	40,613	3,335	1,186	5,216	249	26,133
Aden and Dependencies	14,645	33,257	40,228	38,799	38,854	24,616	45,948	43,854	54,119	46,659
Bahrein Islands	5,979	8,119	5,017	5,301	3,154	11,764	5,517	7,728	9,800	3,887
Ceylon (*excluding* Maldives)	62,229	37,716	42,056	27,467	25,751	92,387	67,573	72,652	56,777	53,667
Straits Settlements	6,267	3,629	4,632	2,539	8,400	39,212	24,992	32,443	18,787	21,971
Zanzibar and Pemba	15,106	11,050	21,073	15,439	13,380	22,090	15,590	23,741	18,320	13,075
Kenya Colony	44,109	31,118	20,666	23,995	43,507	73,807	43,510	38,336	31,870	43,875
Tanganyika Territory	28,956	22,894	21,898	10,385	16,130	44,758	32,000	16,105	14,025	16,180
Other British Possessions	3,279	4,811	3,809	3,409	6,717	6,672	4,886	4,635	5,190	8,225
TOTAL BRITISH EMPIRE	182,027	148,205	159,333	127,371	196,506	3,18,641	2,41,147	2,49,715	3,09,487	2,33,672
Muscat Territory and Trucial Oman	8,308	7,532	6,081	9,306	5,156	13,934	10,996	10,162	12,754	4,467
Other Native States in Arabia	30,851	24,459	5,813	17,984	7,014	78,173	49,092	12,305	32,069	13,218
Iraq	967	3,251	4,489	863	100	2,425	14,955	9,460	3,083	200
Persia	16,199	3,624	2,471	1,410	300	47,622	7,672	5,774	1,900	225
Egypt	9,212	134	..	..	..	18,140	400	..	..	..
Portuguese East Africa	13,481	14,815	9,201	10,839	43,250	21,934	21,665	14,155	11,876	39,478
Other Foreign Countries	4,591	5,045	2,479	4,257	3,170	7,599	7,986	3,111	3,185	5,244
TOTAL FOREIGN COUNTRIES	76,609	59,760	31,396	44,359	58,990	1,84,833	1,12,766	54,967	69,867	62,832
Share of Bengal	*76,408*	*50,801*	*45,048*	*48,816*	*66,261*	*1,76,469*	*1,27,321*	*1,66,587*	*93,906*	*50,481*
" *Bombay*	*136,277*	*127,678*	*113,467*	*91,831*	*146,397*	*2,55,144*	*1,38,676*	*1,53,656*	*1,37,321*	*1,59,039*
" *Sind*	*3,162*	*3,131*	*3,642*	*4,347*	*2,216*	*19,937*	*13,724*	*9,333*	*19,451*	*2,568*
" *Madras*	*13,536*	*7,941*	*13,915*	*18,774*	*17,836*	*21,563*	*11,469*	*27,456*	*33,627*	*41,462*
" *Burma*	*31,565*	*19,414*	*14,668*	*7,964*	*3,738*	*29,531*	*12,739*	*8,563*	*4,969*	*2,991*
TOTAL	263,638	207,965	190,728	171,730	255,446	5,03,469	3,53,913	3,04,682	2,79,304	2,96,501
Bristles (II. B)—	Cwts.	Cwts.	Cwts.	Cwts.	Cwts.					
United Kingdom	2,905	2,150	2,522	2,702	3,613	12,93,805	9,52,486	10,54,227	12,26,450	17,15,924

No. 11—*continued*

RTICLES, AND COUNTRIES OF FINAL DESTINATION: ALSO SHARE OF EACH PROVINCE	QUANTITY					VALUE				
	1929-30	1930-31	1931-32	1932-33	1933-34	1929-30	1930-31	1931-32	1932-33	1933-34
						R	R	R	R	R
) rticles (II, S)—*contd.*	Cwts.	Cwts.	Cwts.	Cwts.	Cwts.					
Germany	339	292	353	189	389	1,07,871	1,08,465	1,10,806	24,430	30,500
Italy (*including* Fiume)	..	..	..	12	..	..	..	..	12,692	..
United States of America—										
Vid Atlantic Coast	252	89	..	..	6	23,800	7,000	..	..	1,200
Other Foreign Countries	9	..	26	41	1	730	..	1,420	1,875	484
TOTAL FOREIGN COUNTRIES	600	381	378	242	396	1,32,101	1,15,465	1,12,226	38,997	31,214
Share of Bengal	*1,148*	*704*	*677*	*618*	*681*	*5,55,634*	*3,98,251*	*3,14,196*	*2,74,693*	*2,67,660*
,, *Bombay*	*1,504*	*1,729*	*1,868*	*2,160*	*3,050*	*4,10,780*	*7,01,218*	*8,34,016*	*10,93,134*	*14,61,816*
,, *Sind*	*455*	*98*	*363*	*166*	*278*	*41,762*	*7,262*	*17,142*	*6,950*	*10,372*
TOTAL	3,405	2,531	2,900	2,944	4,009	14,23,906	10,97,981	13,66,453	13,66,377	17,47,134
Building and engineering materials, *other than* of iron, stool, or wood— *Bricks (III, U)*—	No.	No.	No.	No.	No.					
United Kingdom (*including* Channel Islands)	..	164,940	2	..	4,008	..	11,534	15	..	2,308
Ceylon (*excluding* Maldives)	277,443	100,054	106,169	90,924	82,661	23,321	12,079	22,842	13,981	11,857
Straits Settlements	48,814	11,030	1,050	750	..	6,550	1,798	200	97	..
Other British Possessions	16,000	1,748	..	2,300	31,900	580	300	..	942	5,007
TOTAL BRITISH EMPIRE	342,257	277,772	107,230	94,004	118,569	30,451	25,711	23,057	15,020	19,792
Iraq	17,652	27,300	22,837	14,048	7,000	3,305	5,868	4,994	2,970	1,600
Portuguese East Africa	..	..	59,262	84,698	286,203	..	..	41,971	38,492	204,201
Other Foreign Countries	4,000	2,000	7,250	15,650	7,125	205	80	350	974	2,016
TOTAL FOREIGN COUNTRIES	21,652	29,300	89,349	114,396	300,325	3,510	5,748	47,315	42,436	207,817
Share of Bengal	*122,267*	*111,057*	*166,476*	*186,763*	*318,149*	*16,944*	*13,579*	*66,086*	*95,163*	*216,894*
,, *Bombay*	*33,653*	*29,000*	*23,837*	*16,068*	*16,200*	*3,856*	*5,965*	*4,994*	*3,270*	*2,913*
,, *Sind*	*6,000*	*2,048*	*7,250*	*6,250*	*6,825*	*905*	*701*	*350*	*334*	*193*
,, *Madras*	*196,990*	*164,967*	*16*	*1,240*	..	*13,257*	*11,422*	*3*	*619*	.
TOTAL	363,909	307,072	196,579	208,400	418,894	33,961	31,458	70,373	102,656	221,711
Chalk and lime (II. B)—	Cwts.	Cwts.	Cwts.	Cwts.	Cwts.					
Ceylon (*excluding* Maldives)	18,706	10,918	750	2	10	28,945	11,888	1,950	15	10
Other British Possessions	272	479	137	180	170	1,069	1,903	876	908	980
TOTAL BRITISH EMPIRE	18,978	11,392	887	181	180	30,014	13,491	1,826	923	1,140
TOTAL FOREIGN COUNTRIES	1,763	2,847	2,199	2,008	1,452	3,198	4,306	3,047	2,976	1,940
Share of Bengal	*827*	*870*	*72*	*162*	*139*	*1,843*	*1,169*	*151*	*851*	*640*
,, *Bombay*	*42*	*61*	*62*	*63*	*144*	*190*	*671*	*624*	*.47*	*760*
,, *Sind*	*1,758*	*2,958*	*1,198*	*1,944*	*1,541*	*2,318*	*4,137*	*3,01*	*2,720*	*1,546*
,, *Madras*	*19,782*	*10,913*	*714*	..	..	*24,930*	*11,444*	*1,0?0*	..	..
TOTAL	21,730	14,238	3,066	2,169	1,842	34,317	17,794	4,845	3,597	2,946

No. 11—*continued*

ARTICLES AND COUNTRIES OF FINAL DESTINATION; ALSO SHARE OF EACH PROVINCE	QUANTITY					VALUE				
	1929-30	1930-31	1931-32	1932-33	1933-34	1929-30	1930-31	1931-32	1932-33	1933-34
Building and engineering materials, *other than* of iron, steel, or wood—*continued*						R	R	R	R	R
***Magnesite (II.-B)* (a)**—					Cwt.					
United Kingdom (*including* Channel Islands)	—	—	—	—	47,855	—	—	—	—	2,83,534
Straits Settlements	—	—	—	—	82	—	—	—	—	580
Commonwealth of Australia	—	—	—	—	470	—	—	—	—	15,515
TOTAL BRITISH EMPIRE	—	—	—	—	48,407	—	—	—	—	2,99,629
Netherlands	—	—	—	—	8,405	—	—	—	—	37,823
France	—	—	—	—	516	—	—	—	—	9,182
Belgium	—	—	—	—	4,000	—	—	—	—	18,000
United States of America—*Via* Atlantic Coast	—	—	—	—	12,000	—	—	—	—	52,000
Other Foreign Countries	—	—	—	—	22	—	—	—	—	2,550
TOTAL FOREIGN COUNTRIES	—	—	—	—	24,943	—	—	—	—	1,20,155
Share of Madras	—	—	—	—	*73,350*	—	—	—	—	*4,19,784*
Tiles (*III. U*)—	No.	No.	No.	No.	No.					
United Kingdom (*including* Channel Islands)	..	..	..	50,752	..	..	..	..	6,578	..
Ceylon (*excluding* Maldives)	9,552,292	6,133,028	3,143,093	4,526,834	4,070,409	5,40,488	3,35,702	1,75,358	2,50,672	2,15,703
Straits Settlements	96,678	636,427	1,059,646	523,264	679,837	4,431	14,255	56,044	88,283	36,524
Federated Malay States	100	95,135	657,856	137,700	263,140	10	5,917	35,052	7,650	13,719
Kenya Colony	1,312,236	382,220	142,024	241,100	182,525	55,852	14,270	5,566	10,928	6,725
Other British Possessions	116,800	98,171	68,450	31,760	50,621	6,055	3,579	3,391	1,517	2,640
TOTAL BRITISH EMPIRE	11,078,001	6,975,881	5,071,969	5,511,410	5,196,532	6,06,836	3,78,723	2,75,411	3,65,578	2,75,311
TOTAL FOREIGN COUNTRIES	12,467	26,484	8,839	22,454	14,783	2,510	4,632	1,052	1,415	2,514
Share of Bengal	*80*	*10,034*	..	*50,752*	..	*210*	*3,037*	..	*6,573*	..
" *Bombay*	*2,599*	*5,037*	*825*	*366*	*11,225*	*590*	*1,565*	*184*	*167*	*2,900*
" *Sind*	*10,919*	*32,916*	*3,549*	*700*	*14,729*	*1,240*	*5,503*	*1,037*	*65*	*2,509*
" *Madras*	*11,076,879*	*6,954,363*	*5,071,434*	*5,482,046*	*5,155,313*	*6,06,106*	*3,73,266*	*2,75,252*	*3,60,183*	*2,72,416*
" *Burma*	..	*5*	..	..	..	..	*5*	..	..	..
TOTAL	11,090,468	7,002,345	5,080,808	5,533,864	5,211,265	6,06,846	3,83,355	2,76,463	3,66,988	2,77,825
***Other kinds* (*III. U*)**—	Cwts.	Cwts.	Cwts.	Cwts.	Cwts.					
United Kingdom (*including* Channel Islands)	12,671	10,617	13,082	27,915	3	80,315	62,006	86,056	1,68,124	26
Ceylon (*excluding* Maldives)	1,365	1,820	2,940	3,309	3,047	6,234	4,506	7,591	6,556	6,642
Straits Settlements	1,128	4,000	1,420	410	1,008	5,967	19,927	4,489	1,755	4,461
Union of South Africa	..	4,275	1	..	..	..	24,300	7	..	..
Mauritius and Dependencies	2,746	..	..	..	..	30,414	..	..	..	..
Commonwealth of Australia	102	226	870	435	..	3,824	8,425	12,675	15,984	..
Other British Possessions	500	50	25	337	407	3,064	1,350	282	1,202	2,634
TOTAL BRITISH EMPIRE	19,512	20,988	18,338	32,406	4,465	1,29,818	1,20,514	1,11,100	1,93,621	13,764
Germany	14,200	12,000	4,000	7,100	..	76,000	57,000	19,002	33,650	..
Netherlands	47,902	50,000	28,301	16,500	..	2,27,960	2,37,500	1,42,275	77,250	..
Belgium	..	4,000	8,320	7,500	..	..	19,000	52,350	35,625	..
France	125	82	57	613	..	6,250	4,620	2,905	6,585	..
China (*exclusive* of Hongkong and Macao)	..	..	80	480	10,615	..	..	380	2,205	35,230
Japan	..	723	..	..	3	..	7,478	..	..	..
United States of America—Via Atlantic Coast	80,220	30,000	8,900	18,278	..	3,75,350	1,42,005	50,400	96,507	..
" Pacific "	..	..	2,600	..	..	..	..	10,400	..	..
Other Foreign Countries	2,064	1,428	823	1,543	2,175	7,778	6,198	6,091	5,533	6,971
TOTAL FOREIGN COUNTRIES	144,601	98,233	53,081	52,014	12,793	8,93,349	4,75,801	2,83,803	2,57,355	42,315

(a) Separately recorded from 1933-34.

No. 11—*continued*

ARTICLES, AND COUNTRIES OF FINAL DESTINATION; ALSO SHARE OF EACH PROVINCE	QUANTITY					VALUE				
	1929-30	1930-31	1931-32	1932-33	1933-34	1929-30	1930-31	1931-32	1932-33	1933-34
Building and engineering materials, *other than* of iron, steel, or wood— *concluded*						R	R	R	R	R
Other Kinds (III. U)—continued.	Cwts.	Cwts.	Cwts.	Cwts.	Cwts.					
Share of Bengal . .	*1,925*	*6,277*	*3,156*	*3,455*	*3,809*	*13,353*	*31,491*	*9,783*	*6,955*	*26,884*
„ *Bombay* . .	*1,931*	*5,059*	*2,452*	*1,560*	*11,499*	*6,413*	*28,649*	*12,891*	*3,419*	*38,765*
„ *Sind* . .	*446*	*658*	*339*	*618*	*157*	*1,881*	*1,869*	*1,017*	*1,339*	*617*
„ *Madras* . .	*166,068*	*107,227*	*63,734*	*79,189*	*1*	*7,71,618*	*5,34,321*	*3,66,708*	*4,39,030*	*9*
„ *Burma* . .	*3,863*	..	..	..	*1*	*20,691*	..	..	..	*2*
TOTAL .	184,113	119,221	71,619	84,420	17,258	8,23,166	6,06,319	3,94,908	4,50,976	66,07
Total value of Building and engineering materials, other than of iron, steel, or wood—										
United Kingdom (*including* Channel Islands) . .	—	—	—	—	—	80,818	74,040	86,071	1,74,897	2,65,868
Ceylon (*excluding* Maldives)	—	—	—	—	—	5,94,968	3,83,975	2,06,791	2,71,234	2,34,258
Straits Settlements . .	—	—	—	—	—	17,786	27,070	60,973	90,876	62,245
Federated Malay States .	—	—	—	—	—	2,118	6,917	35,063	8,408	13,719
Union of South Africa .	—	—	—	—	—	..	34,300	7	25	..
Kenya Colony . . .	—	—	—	—	—	55,619	14,966	5,623	11,896	8,223
Mauritius and Dependencies	—	—	—	—	—	30,414	2,537	..	..	4,206
Commonwealth of Australia	—	—	—	—	—	3,734	8,475	12,675	15,984	15,515
Other British Possessions .	—	—	—	—	—	7,566	7,150	4,251	3,034	5,319
TOTAL BRITISH EMPIRE	—	—	—	—	—	7,93,619	5,48,439	4,11,444	5,75,137	6,09,556
Germany	—	—	—	—	—	76,310	57,000	19,093	33,650	8
Netherlands	—	—	—	—	—	2,27,900	2,37,500	1,42,275	77,250	37,823
Belgium	—	—	—	—	—	..	19,000	53,250	30,125	18,000
France	—	—	—	—	—	6,260	4,620	2,906	6,585	9,182
Muskat Territory and Trucial Oman . . .	—	—	—	—	—	5,287	5,319	4,248	4,078	2,481
Iraq	—	—	—	—	—	4,640	7,614	5,930	4,091	3,760
China (*exclusive* of Hongkong and Macao) .	—	—	—	—	—	..	..	360	2,205	35,330
Japan	—	—	—	—	—	..	7,488	..	15	12
Portuguese East Africa .	—	—	—	—	—	..	..	42,146	53,516	2,04,201
United States of America—										
Vid Atlantic Coast .	—	—	—	—	—	3,75,850	1,42,005	50,400	96,607	52 900
„ Pacific „ . .	—	—	—	—	—	700	..	10,600	..	—
Other Foreign Countries .	—	—	—	—	—	6,046	9,940	5,212	4,364	11,427
TOTAL FOREIGN COUNTRIES	—	—	—	—	—	7,05,561	4,90,486	3,55,257	3,49,180	3,74,941
Share of Bengal . .	—	—	—	—	—	*23,200*	*49,511*	*75,073*	*1,13,376*	*2,42,158*
„ *Bombay* . .	—	—	—	—	—	*11,187*	*44,803*	*29,195*	*7,598*	*44,237*
„ *Sind* . . .	—	—	—	—	—	*5,761*	*11,984*	*5,476*	*6,317*	*4 681*
„ *Madras* . .	—	—	—	—	—	*14,19,541*	*9,22,817*	*6,36,987*	*7,99,811*	*6,93,709*
„ *Burma* .	—	—	—	—	—	*20,491*	*5*	..	..	*2*
TOTAL .	—	—	—	—	—	14,99,180	10,33,925	7,46,701	9,24,317	9,44,377
Candles of all kinds (III. U)—	Lbs.	Lbs.	Lbs.	Lbs.	Lbs.					
Ceylon (*excluding* Maldives)	1,118,480	853,520	840,670	498,470	664,445	3,19,978	2,60,190	1,51,061	1,94,160	1,86,488
Straits Settlements .	1,270,958	445,818	242,918	406,287	309,117	3,78,870	1,25,301	64,238	1,14,219	1,12,962
Federated Malay States .	267,637	139,823	82,760	113,302	152,900	75,267	39,275	23,170	31,943	43,078
British Borneo . . .	..	..	..	..	56,164	..	..	..	..	16,176
Zanzibar and Pemba .	55,312	54,086	56,686	56,625	56,400	15,647	9,755	13,961	10,340	10,366
Kenya Colony . . .	67,716	52,251	35,676	35,512	52,122	18,682	9,750	10,240	7,174	22,220
Mauritius and Dependencies	218,375	241,564	5,466	217,176	180,938	61,880	67,220	1,538	61,087	41,264
Other British Possessions .	23,556	23,250	9,455	27,735	30,850	6,918	7,006	2,773	10,009	8,443
TOTAL BRITISH EMPIRE .	3,001,932	1,760,336	978,255	1,329,016	1,503,666	8,68,710	4,56,364	2,73,976	3,73,748	4,46,215

No. 11—*continued*

ARTICLES, AND COUNTRIES OF FINAL DESTINATION; ALSO SHARE OF EACH PROVINCE	QUANTITY					VALUE				
	1929-30	1930-31	1931-32	1932-33	1933-34	1929-30	1930-31	1931-32	1932-33	1933-34
	Lbs.	Lbs.	Lbs.	Lbs.	Lbs.	R	R	R	R	R
Candles of all kinds (III. U)—*continued*										
Turkey, Asiatic	..	..	24,000	..	..	..	..	6,750	..	..
Iraq	286,245	222,047	210,332	43,238	138,549	80,561	62,475	59,197	12,161	30,024
Persia	67,910	16,644	1,296	42,116	72,638	19,452	4,946	645	11,847	29,429
Siam	430,296	267,780	206,996	251,240	86,563	1,20,783	75,535	58,237	71,045	24,345
China (*exclusive* of Hongkong and Macáo)	68,250	..	..	..	..	19,195	..	..	..	..
Portuguese East Africa	28,438	17,500	17,612	13,125	20,944	7,998	4,922	4,952	3,691	5,891
Other Foreign Countries	1,122	2,371	2,018	3,407	2,900	750	1,880	1,564	1,633	2,713
TOTAL FOREIGN COUNTRIES	882,261	526,342	462,254	353,126	321,594	2,48,739	1,49,758	1,31,345	1,00,377	92,402
Share of Bengal	*336*	*1,456*	*1,568*	*896*	*2,464*	*450*	*1,500*	*1,399*	*800*	*2,613*
" *Bombay*	*3,530*	*13,260*	*1,896*	*2,456*	*2,425*	*2,908*	*5,216*	*1,122*	*1,179*	*877*
" *Sind*	*222*	*563*	*333*	*4*	*412*	*110*	*248*	*113*	*2*	*92*
" *Burma*	*3,875,101*	*2,271,299*	*1,431,685*	*1,678,786*	*1,379,751*	*10,87,981*	*6,39,158*	*4,02,681*	*4,72,144*	*5,29,035*
TOTAL	3,884,189	2,286,578	1,435,482	1,682,142	1,885,052	10,91,449	6,46,122	4,05,315	4,74,125	5,32,617
Canes and Rattans (II. S)—	Cwts.	Cwts.	Cwts.	Cwts.	Cwts.					
TOTAL BRITISH EMPIRE	142	220	290	175	128	4,822	6,225	5,794	5,627	6,383
United States of America—										
Vid Atlantic Coast	20	90	..	2	9	300	3,210	..	100	855
" Pacific "	3	168	26	30	..	20	15,015	4,039	6,000	..
Other Foreign Countries	558	649	465	280	163	15,498	13,108	8,259	6,770	6,044
TOTAL FOREIGN COUNTRIES	581	907	491	312	172	15,818	31,333	12,298	12,870	6,899
Share of Bengal	*53*	*386*	*120*	*184*	*67*	*2,770*	*21,853*	*6,419*	*11,128*	*5,032*
" *Bombay*	*114*	*212*	*160*	*104*	*115*	*4,351*	*6,534*	*4,127*	*3,217*	*2,803*
" *Sind*	*5*	*41*	*55*	*1*	..	*25*	*180*	*216*	*6*	..
" *Madras*	*551*	*488*	*446*	*193*	*118*	*13,494*	*8,991*	*7,330*	*4,111*	*5,444*
" *Burma*	..	..	..	..	..	..	..	..	*35*	*3*
TOTAL	723	1,127	781	487	300	20,640	37,558	18,092	18,497	13,282
Cascin (II. S)—	Cwts.	Cwts.	Cwts.	Cwts.	Cwts.					
United Kingdom (*including* Channel Islands)	577	659	56	5,187	1,444	18,850	15,560	700	47,833	33,028
Germany	13,025	4,335	1,522	1,901	6,705	4,37,604	99,190	17,216	16,900	1,21,075
Netherlands	569	3,140	3,737	594	..	17,580	47,840	42,455	5,500	..
Other Foreign Countries	102	102	..	123	60	1,500	2,058	..	2,050	1,427
TOTAL FOREIGN COUNTRIES	13,696	7,577	5,259	2,618	6,765	4,56,684	1,49,088	59,671	24,450	1,22,502
Share of Bombay	*14,273*	*8,236*	*5,315*	*7,805*	*8,209*	*4,75,534*	*1,64,648*	*60,371*	*72,283*	*1,55,530*

No. 11—*continued*

ARTICLES, AND COUNTRIES OF FINAL DESTINATION; ALSO SHARE OF EACH PROVINCE	QUANTITY					VALUE				
	1929-30	1930-31	1931-32	1932-33	1933-34	1929-30	1930-31	1931-32	1932-33	1933-34
						R	R	R	R	R
Chemicals and chemical preparations (*excluding* chemical manures and medicines)—										
Potassium Compounds—Saltpetre (III. C)—	Cwts.	Cwts.	Cwts.	Cwts.	Cwts.					
United Kingdom (*including* Channel Islands)	27,614	22,540	24,699	64,372	57,094	3,04,978	2,23,450	1,89,286	3,03,760	4,78,647
Ceylon (*excluding* Maldives)	53,680	53,631	58,260	23,582	21,108	5,01,421	4,29,514	3,42,320	1,37,929	1,44,372
Straits Settlements	1,893	1,840	3,129	3,087	4,206	21,663	15,381	29,246	42,760	57,958
Hongkong	..	..	410	13,005	8,308	..	..	3,800	1,66,205	86,406
Mauritius and Dependencies	2,278	4,457	45,687	48,167	88,054	45,560	70,506	4,68,502	3,11,407	6,79,383
British West India Islands (*excluding* Bahamas)	..	..	..	3,956	5,002	..	..	..	37,119	41,080
Commonwealth of Australia	200	231	440	670	1,660	2,975	4,534	3,695	6,789	14,124
Other British Possessions	212	448	209	280	248	5,258	5,665	3,998	3,029	3,920
TOTAL BRITISH EMPIRE	84,877	83,147	132,934	157,122	185,790	8,81,875	7,49,050	10,40,850	12,00,998	15,05,640
Netherlands	..	..	..	..	2,000	..	..	..	..	16,000
Siam	20	24	697	479	..	320	480	12,252	11,570	..
United States of America—										
Pcf Atlantic Coast	..	..	..	1,220	..	..	..	..	9,506	..
Other Foreign Countries	275	170	257	239	322	5,070	2,815	5,014	4,040	4,176
TOTAL FOREIGN COUNTRIES	295	194	954	1,938	2,322	5,390	3,295	17,266	25,116	20,676
Share of Bengal	*66,453*	*68,263*	*116,673*	*113,847*	*131,154*	*6,60,324*	*6,71,476*	*9,06,662*	*8,55,843*	*10,11,710*
„ *Bombay*	*3,637*	*6,348*	*1,767*	*3,591*	*4,558*	*54,033*	*63,730*	*31,822*	*63,560*	*76,906*
„ *Sind*	*16,072*	*10,740*	*16,498*	*41,322*	*52,400*	*1,72,908*	*1,17,120*	*1,19,832*	*3,03,706*	*4,31,506*
„ *Madras*	..	..	..	..	..	..	*20*	..	..	..
TOTAL	86,172	83,341	133,938	159,060	188,112	8,87,265	7,52,345	10,57,916	12,26,114	15,26,816
Other sorts (III. C)—	Cwts.	Cwts.	Cwts.	Cwts.	Cwts.					
Ceylon (*excluding* Maldives)	..	1,000	..	..	..	..	8,500	..	..	..
Other British Possessions	..	..	..	..	..	..	..	..	..	54
TOTAL BRITISH EMPIRE	..	1,000	..	..	..	..	8,500	..	..	54
Share of Bengal	..	*1,000*	..	..	..	..	*8,500*	..	..	*54*
Soda Compounds—										
Borax (III. C)—	Cwts.	Cwts.	Cwts.	Cwts.	Cwts.					
Straits Settlements	852	635	702	678	465	14,826	11,035	11,894	13,867	7,971
Hongkong	839	190	457	5	279	16,437	4,727	8,824	100	5,145
Other British Possessions	32	9	13	10	33	800	199	255	197	648
TOTAL BRITISH EMPIRE	1,723	834	1,172	693	880	32,063	15,961	20,973	13,964	13,719
TOTAL FOREIGN COUNTRIES	98	16	50	56	35	2,780	396	1,460	1,755	664
Share of Bengal	*1,750*	*837*	*1,182*	*706*	*849*	*28,902*	*16,106*	*21,311*	*14,718*	*13,104*
„ *Bombay*	*66*	*13*	*41*	*43*	*76*	*1,940*	*250*	*1,106*	*1,010*	*1,279*
TOTAL	1,816	850	1,220	749	915	34,843	16,156	22,433	15,229	14,383
Other sorts (III. C)—										
TOTAL BRITISH EMPIRE	72	72	48	88	60	2,104	2,349	1,052	1,546	1,428
Native States in Arabia *other than* Muscat Territory and Trucial Oman	111	221	6..	51	8..	4,812	6,727	1,.46	3,500	2,275
Other Foreign Countries	43	26	19	98	21	1,675	996	830	3,499	447
TOTAL FOREIGN COUNTRIES	154	246	81	147	109	6,527	7,732	2,176	6,999	2,722

No. 11—*continued*

ARTICLES, AND COUNTRIES OF FINAL DESTINATION; ALSO SHARE OF EACH PROVINCE	QUANTITY					VALUE				
	1929-30	1930-31	1931-32	1932-33	1933-34	1929-30	1930-31	1931-32	1932-33	1933-34
Chemicals and chemical preparations (*excluding* chemical manures and medicines)—*continued*						R	R	R	R	R
Soda Compounds—contd.	Cwts.	Cwts.	Cwts.	Cwts.	Cwts.					
Other Sorts (III. C)—continued.										
Share of Bengal . .	..	*1*	..	..	..	..	*24*	..	..	..
„ *Bombay* . .	*227*	*338*	*129*	*236*	*178*	*8,635*	*10,057*	*3,247*	*6,545*	*4,147*
„ *Madras* . .	..	..	..	..	..	*1*	..	..	..	*3*
TOTAL .	227	339	129	235	178	8,636	10,081	3,247	6,545	4,150
Magnesium compounds(a)—										
Magnesium chloride (*III. C*)—					Cwts.					
United Kingdom (*including* Channel Islands) . .	—	—	—	—	12,866	—	—	—	—	39,436
Other British possessions .	—	—	—	—	614	—	—	—	—	2,191
TOTAL BRITISH EMPIRE .	—	—	—	—	13,480	—	—	—	—	41,627
Netherlands . . .	—	—	—	—	6,383	—	—	—	—	19,430
Other Foreign Countries .	—	—	—	—	1,731	—	—	—	—	5,677
TOTAL FOREIGN COUNTRIES .	—	—	—	—	8,114	—	—	—	—	25,107
Share of Bombay . .	—	—	—	—	*21,594*	—	—	—	—	*66,734*
Other sorts . . .	—	—	—	—	..	—	—	—	—	..
Other sorts of chemicals (*III. C*)—										
United Kingdom (*including* Channel Islands) . .	—	—	—	—	—	1,38,160	1,38,552	5,13,021	65,340	17,112
Aden and Dependencies .	—	—	—	—	—	33,262	28,761	29,287	30,996	25,010
Ceylon (*excluding* Maldives)	—	—	—	—	—	34,211	29,189	28,230	47,657	41,429
Straits Settlements . .	—	—	—	—	—	39,076	8,790	4,932	5,532	2,495
Mauritius and Dependencies	—	—	—	—	—	6,596	628	2,015	347	..
Canada—										
Vid Atlantic Coast .	—	—	—	—	—	..	6,240	..	3,000	13,200
„ Pacific „ .	—	—	—	—	—	2,450	..	..	..	..
Commonwealth of Australia	—	—	—	—	—	46,110	34,059	9,060	360	..
Other British Possessions .	—	—	—	—	—	7,566	9,831	8,287	3,533	11,463
TOTAL BRITISH EMPIRE	—	—	—	—	—	3,07,521	2,46,000	3,95,732	1,56,824	1,10,809
Norway	—	—	—	—	—	..	..	..	6,218	..
Netherlands . . .	—	—	—	—	—	415	2,950	36,625	38,901	..
Italy (*including* Fiume) .	—	—	—	—	—	..	..	..	77,745	120
Native States in Arabia *other than* Muskat Territory and Trucial Oman . . .	—	—	—	—	—	35,541	26,876	38,385	39,068	33,598
Iraq	—	—	—	—	—	13,165	5,446	4,503	2,783	1,903
Persia	—	—	—	—	—	14,079	11,187	2,083	2,126	1,265
Japan	—	—	—	—	—	1,39,343	7,750	1,38,573	1,39,993	15,461
Italian East Africa (Somaliland and Eritrea) . .	—	—	—	—	—	3,939	3,801	2,897	3,961	5,043
United States of America—										
Vid Atlantic Coast . .	—	—	—	—	—	31,204	..	3,223	..	20
Other Foreign Countries .	—	—	—	—	—	7,222	9,908	4,861	11,064	3,585
TOTAL FOREIGN COUNTRIES .	—	—	—	—	—	2,36,017	69,313	2,21,150	3,11,872	60,993
Share of Bengal . . .	—	—	—	—	—	*71,535*	*51,950*	*2,50,429*	*49,940*	*65,727*
„ *Bombay* . . .	—	—	—	—	—	*71,946*	*73,667*	*95,153*	*1,09,942*	*15,230*
„ *Sind* . . .	—	—	—	—	—	*35,224*	*72,552*	*77,444*	*74,706*	*26,675*
„ *Madras* . . .	—	—	—	—	—	*2,61,532*	*1,32,685*	*2,63,534*	*2,34,586*	*22,505*
„ *Burma* . . .	—	—	—	—	—	*496*	*229*	*167*	*22*	*2,175*
TOTAL .	—	—	—	—	—	5,42,233	3,15,213	6,26,262	4,69,696	1,71,502

(a) Separately recorded from 1933-34.

No. 11—*continued*

ARTICLES, AND COUNTRIES OF FINAL DESTINATION; ALSO SHARE OF EACH PROVINCE	QUANTITY					VALUE				
	1929-30	1930-31	1931-32	1932-33	1933-34	1929-30	1930-31	1931-32	1932-33	1933-34
Chemicals and chemical preparations (*excluding chemical manures and medicines*)—*concluded*						R	R	R	R	R
Total value of Chemicals and chemical preparations—										
United Kingdom (*including* Channel Islands)	—	—	—	—	—	6,43,128	5,82,002	8,02,877	5,60,100	5,35,105
Aden and Dependencies	—	—	—	—	—	34,027	29,091	29,468	30,996	25,010
Bahrein Islands	—	—	—	—	—	4,853	3,929	3,539	1,671	3,799
Ceylon (*excluding* Maldives)	—	—	—	—	—	5,35,998	4,67,737	3,70,608	1,86,716	1,80,065
Straits Settlements	—	—	—	—	—	75,588	35,206	46,062	61,979	68,324
Hongkong	—	—	—	—	—	16,677	5,701	13,621	1,56,806	91,651
Mauritius and Dependencies	—	—	—	—	—	58,321	71,328	4,70,857	5,11,860	6,80,075
British West India Islands (*excluding* Bahamas)	—	—	—	—	—	..	..	..	37,150	41,030
Canada—										
Pld Atlantic Coast	—	—	—	—	—	..	6,240	..	3,000	12,500
„ Pacific „	—	—	—	—	—	2,450	..	..	..	..
Commonwealth of Australia	—	—	—	—	—	49,065	38,593	13,655	7,158	14,884
Other British Possessions	—	—	—	—	—	9,444	12,533	9,735	8,419	12,054
TOTAL BRITISH EMPIRE	—	—	—	—	—	12,23,566	10,21,860	14,68,437	15,73,852	16,72,277
Norway	—	—	—	—	—	..	..	..	6,216	..
Netherlands	—	—	—	—	—	415	2,950	36,625	28,901	35,930
Italy (*including* Fiume)	—	—	—	—	—	..	..	..	77,748	1,210
Muskat Territory and Trucial Oman	—	—	—	—	—	8,175	5,180	6,617	7,635	6,304
Other Native States in Arabia	—	—	—	—	—	41,518	36,591	41,610	41,748	36,708
Iraq	—	—	—	—	—	13,540	8,446	4,503	2,783	1,903
Persia	—	—	—	—	—	15,154	11,289	3,788	2,851	1,492
Siam	—	—	—	—	—	880	855	12,342	11,790	870
Japan	—	—	—	—	—	1,29,342	7,750	1,36,678	1,39,998	15,46
Italian East Africa	—	—	—	—	—	3,939	3,801	3,897	3,976	5,043
United States of America—										
Pld Atlantic Coast	—	—	—	—	—	31,304	..	3,278	9,506	30
Other Foreign Countries	—	—	—	—	—	7,952	7,178	2,808	10,103	6,943
TOTAL FOREIGN COUNTRIES	—	—	—	—	—	2,69,716	90,735	2,82,041	3,43,232	1,10,163
Share of Bengal	—	—	—	—	—	*7,64,762*	*6,37,066*	*11,78,234*	*9,33,107*	*10,90,803*
„ *Bombay*	—	—	—	—	—	*1,36,656*	*1,32,894*	*1,31,137*	*1,81,057*	*1,19,219*
„ *Sind*	—	—	—	—	—	*2,83,138*	*1,50,003*	*1,97,276*	*3,76,618*	*3,06,997*
„ *Madras*	—	—	—	—	—	*3,03,339*	*1,35,156*	*2,13,684*	*2,34,936*	*21,446*
„ *Burma*	—	—	—	—	—	*496*	*329*	*167*	*88*	*2,171*
TOTAL	—	—	—	—	—	14,73,282	11,05,448	17,10,478	17,10,544	17,50,630
Coal and coke—										
Coal (*H. S.*)—	Tons	Tons	Tons	Tons	Tons					
United Kingdom (*including* Channel Islands)	18,550	8,057	11,855	31,529	29,602	2,17,528	75,120	1,05,582	3,61,136	3,13,238
Aden and Dependencies	7,457	..	..	..	..	81,807	..	..	..	..
Ceylon (*excluding* Maldives)	340,720	296,767	272,669	166,081	225,906	41,06,349	34,17,492	32,91,260	20,05,097	25,89,165
Straits Settlements	58,012	25,150	23,431	20,560	5,301	6,83,640	2,98,914	2,69,576	1,42,183	58,914
Federated Malay States	..	5,076	97	25	..	..	62,241	1,018	3,024	..
Hongkong	172,658	55,944	102,256	156,571	94,246	13,91,112	5,78,728	16,13,804	13,78,955	9,24,778
Union of South Africa	..	..	620	..	..	..	..	3,560	..	..
Mauritius and Dependencies	2,131	2,007	1,180	2,517	922	23,461	22,077	12,980	27,747	10,142
Commonwealth of Australia	3,050	..	..	..	..	32,760	..	..	..	..
Fiji Islands	..	2,488	..	..	..	..	26,124	..	..	..
Other British Possessions	1	..	25	148	74	44	..	630	2,750	1,040
TOTAL BRITISH EMPIRE	604,580	394,486	472,233	612,431	356,561	64,28,892	44,28,503	54,60,624	54,15,703	54,21,643

No. 11—*continued*

ARTICLES, AND COUNTRIES OF FINAL DESTINATION; ALSO SHARE OF EACH PROVINCE	QUANTITY					VALUE				
	1929-30	1930-31	1931-32	1932-33	1933-34	1929-30	1930-31	1931-32	1932-33	1933-34
	Tons	Tons	Tons	Tons	Tons	R	R	R	R	R
Coal and Coke—*continued*										
Coal (II. A)—continued										
Iraq	80	201	85	258	220	2,190	4,327	952	7,256	5,8
Persia	80	..	1,183	70	..	2,060	..	14,038	1,500	..
Sumatra	6,066	..	..	..	..	63,693	..	..	..	..
Java	2,400	432	..	1,024	..	25,200	6,180	..	8,192	..
Philippines	57,868	32,985	37,007	8,278	6,242	5,00,556	2,84,310	3,17,769	69,224	39,012
China (*exclusive of* Hongkong and Macao)	8,348	..	..	27,520	7,869	92,242	..	..	3,09,650	51,133
Japan	5,822	..	4,688	1,249	..	45,230	..	38,775	10,002	..
Argentine Republic (*including* the Atlantic Coast of Patagonia)	..	..	..	1,235	..	..	..	..	8,337	..
Other Foreign Countries	15	57	1	18	2	300	1,750	20	310	69
TOTAL FOREIGN COUNTRIES	80,679	33,675	42,864	39,652	14,333	7,31,471	2,96,567	3,71,557	4,14,471	96,024
Share of Bengal	*688,063*	*427,911*	*514,943*	*451,564*	*372,598*	*71,56,108*	*48,99,010*	*54,46,823*	*43,67,559*	*37,09,778*
" *Bombay*	*60*	*1*	*100*	*173*	*74*	*1,520*	*39*	*2,695*	*3,980*	*1,160*
" *Sind*	*127*	*258*	*73*	*306*	*222*	*3,436*	*6,027*	*2,442*	*8,076*	*5,879*
" *Madras*	*9*	..	*1*	*30*	..	*190*	*4*	*20*	*557*	..
TOTAL	688,259	428,170	515,117	452,073	372,894	71,61,253	49,05,070	54,51,985	43,80,172	37,17,507
Coke (III. U)—	Tons	Tons	Tons	Tons	Tons					
Ceylon (*excluding* Maldives)	636	649	486	397	82	10,677	10,831	9,096	8,148	2,026
Straits Settlements	1,606	757	627	340	342	27,998	14,842	12,030	7,337	6,876
Federated Malay States	..	..	709	77	107	..	..	13,815	1,750	2,599
Hongkong	..	..	..	1,176	161	..	..	..	17,917	3,220
Other British Possessions	25	22	7	63	61	849	440	253	1,280	1,232
TOTAL BRITISH EMPIRE	2,267	1,428	1,829	2,053	753	39,719	25,613	37,096	36,427	15,953
TOTAL FOREIGN COUNTRIES	105	92	41	83	74	4,539	4,025	1,870	2,630	1,085
Share of Bengal	*2,262*	*1,487*	*1,828*	*2,074*	*757*	*39,476*	*25,573*	*37,063*	*37,012*	*16,021*
" *Bombay*	*106*	*53*	*38*	*37*	*47*	*4,671*	*2,466*	*1,804*	*1,520*	*1,467*
" *Sind*	*6*	*40*	*4*	*5*	*23*	*112*	*1,600*	*100*	*115*	*450*
" *Burma*	..	..	..	*20*	..	..	..	..	*410*	..
TOTAL	2,372	1,520	1,870	2,136	827	44,258	29,638	38,966	39,057	17,938
Total Coal and Coke—	Tons	Tons	Tons	Tons	Tons					
United Kingdom (*including* Channel Islands) Ton.	19,550	9,078	11,955	31,549	29,892	2,17,628	75,820	1,05,882	3,01,559	3,13,262
Aden and Dependencies	7,439	1	..	2	..	81,901	40	..	50	..
Ceylon (*excluding* Maldives)	241,366	196,416	278,166	160,478	233,078	41,19,128	26,25,830	33,01,258	20,13,240	25,90,191
Straits Settlements	60,619	25,915	24,058	20,890	5,733	7,11,633	2,83,756	2,62,604	1,99,480	60,192
Federated Malay States	..	5,074	806	102	107	..	62,241	14 833	2,250	2,599
Hongkong	172,656	55,944	162,270	189,747	99,447	12,81,113	5,36,529	14,13,884	13,93,772	6,57,998
Union of South Africa	..	..	620	..	..	..	..	5,580	..	..
Mauritius and Dependencies	2,151	2,007	1,160	2,517	922	24,046	22,077	12,980	27,687	10,142
Commonwealth of Australia	3,060	..	..	..	..	31,680	..	..	..	..
Fiji Islands	..	2,458	..	..	..	..	26,124	..	..	..
Other British Possessions	4	..	27	188	135	195	..	508	4,110	3,062
TOTAL BRITISH EMPIRE	806,847	396,923	474,063	414,474	369,314	84,69,501	46,34,116	51,17,536	40,62,128	36,37,436

No. 11—*continued*

ARTICLES, AND COUNTRIES OF FINAL DESTINATION; ALSO SHARE OF EACH PROVINCE	QUANTITY					VALUE				
	1929-30	1930-31	1931-32	1932-33	1933-34	1929-30	1930-31	1931-32	1932-33	1933-34
Coal and Coke—*concluded*						R	R	R	R	R
Total Coal and Coke—*continued*	Tons	Tons.	Tons.	Tons	Tons					
Iraq	185	208	73	305	291	6,129	8,852	2,722	8,961	7,680
Persia	80	..	1,187	70	..	2,080	..	14,188	1,500	..
Sumatra	6,066	..	..	..	..	63,602	..	..	..	..
Java	2,400	432	..	1,024	..	25,200	6,180	..	8,102	..
Philippines	57,868	22,985	27,007	8,278	6,842	5,00,556	2,44,810	2,17,769	69,224	50,012
China (*exclusive* of Hong-kong and Macão)	8,848	..	..	27,556	7,869	93,842	..	..	3,10,855	51,133
Japan	5,822	..	4,688	1,849	..	45,230	..	38,778	10,092	..
Argentine Republic (*including* the Atlantic Coast of Patagonia)	..	..	..	1,235	..	..	..	..	8,197	..
Other Foreign Countries	15	57	1	18	5	300	1,750	20	310	184
TOTAL FOREIGN COUNTRIES	80,784	33,767	42,906	39,735	14,407	7,36,010	3,00,592	3,73,427	4,17,101	99,009
Share of Bengal	*687,381*	*429,338*	*516,771*	*451,638*	*373,315*	*71,08,853*	*49,34,883*	*54,13,891*	*44,06,571*	*37,78,799*
,, *Bombay*	*166*	*56*	*138*	*210*	*121*	*6,191*	*2,496*	*6,498*	*5,500*	*3,317*
,, *Sind*	*131*	*296*	*77*	*311*	*248*	*5,647*	*7,627*	*3,162*	*8,191*	*6,389*
,, *Madras*	*9*	..	*1*	*50*	..	*190*	*6*	*29*	*852*	..
,, *Burma*	..	..	..	*20*	..	..	..	..	*410*	..
TOTAL	687,681	429,690	516,987	454,209	373,721	72,06,811	49,34,708	54,90,961	44,10,229	37,88,465
COAL SHIPPED FOR THE USE OF STEAMERS, ETC., ENGAGED IN THE FOREIGN TRADE*—(a)			Tons	Tons	Tons					
Share of Bengal	—	—	*410,633*	*408,889*	*369,096*	—	—	—	—	—
,, *Bombay*	—	—	*149,294*	*133,863*	*133,331*	—	—	—	—	—
,, *Sind*	—	—	*7,865*	*9,482*	*5,690*	—	—	—	—	—
,, *Madras*	—	—	*4,978*	*3,668*	*1,318*	—	—	—	—	—
,, *Burma*	—	—	*21,131*	*12,522*	*6,313*	—	—	—	—	—
TOTAL	—	—	592,746	568,623	495,592	—	—	—	—	—
Coffee (T. I.)—	Cwts.	Cwts.	Cwts.	Cwts.	Cwts.					
United Kingdom (*including* Channel Islands)	68,536	78,468	44,059	51,868	50,614	54,11,996	52,18,343	27,94,888	33,91,238	30,31,924
Bahrein Islands	8,865	10,441	2,810	294	1,132	6,93,017	6,79,344	1,48,778	20,641	71,813
Ceylon (*excluding* Maldives)	451	388	246	206	231	42,456	27,132	18,851	18,088	13,84
Canada—										
Pld Atlantic Coast	400	150	847	200	100	34,068	8,843	14,112	19,600	6,000
,, Pacific ,,	200	500	300	300	..	18,000	42,500	25,500	19,500	..
Commonwealth of Australia	6,929	6,168	2,459	5,635	4,604	5,75,758	4,08,245	1,40,927	3,40,162	2,57,796
New Zealand	1,128	964	508	861	1,252	94,602	66,119	28,900	62,178	70,408
Other British Possessions	22	47	60	24	119	2,447	3,943	4,126	2,382	9,273
TOTAL BRITISH EMPIRE	86,535	97,119	50,751	59,488	57,852	68,72,928	64,53,375	31,81,161	54,60,548	34,60,194
Sweden	1	37	250	447	169	80	2,812	13,250	25,375	9,645
Norway	13,263	15,297	15,809	16,819	15,173	9,48,920	9,56,071	9,46,462	10,96,281	8,01,200
Denmark	..	811	1,804	660	1,100	..	52,786	81,840	61,635	52,080
Germany	15,181	21,893	16,216	13,214	14,976	12,10,135	1,77,293	9,24,423	8,51,320	9,30,004
Netherlands	4,991	18,908	9,623	9,355	8,315	3,91,043	11,81,756	5,65,622	6,90,300	6,58,602
Belgium	2,945	10,547	6,370	6,906	12,800	2,60,190	6,75,844	3,81,847	5,50,438	6,70,448
France	48,834	107,704	48,070	54,761	60,168	33,07,063	71,16,960	33,37,345	42,19,454	31,29,273
Italy (*excluding* France)	6,228	10,293	5,514	4,509	6,811	5,01,463	6,72,402	2,86,800	2,69,948	4,62,200
Bulgaria	..	100	40	81	..	..	6,600	1,600	6,965	..
Native States in Arabia other than Muscat Territory and Trucial Oman	1,611	2,108	670	781	99	1,17,820	1,69,710	10,736	15,760	7,968
Iraq	8,886	8,159	5,536	6,083	4,861	7,70,780	5,31,570	3,23,600	3,81,895	2,52,974
Algeria	36	286	318	570	330	2,188	17,000	19,400	37,800	22,800

* Coal shipped for the use of steamers, etc., is not an export in the ordinary acceptation of the term, and the value thereof is, accordingly, not included in these Accounts.
(a) Separately recorded from 1931-32.

No. 11—*continued*

ARTICLES, AND COUNTRIES OF FINAL DESTINATION; ALSO SHARE OF EACH PROVINCE	QUANTITY					VALUE				
	1929-30	1930-31	1931-32	1932-33	1933-34	1929-30	1930-31	1931-32	1932-33	1933-34
						R	R	R	R	R
Coffee (I. I)—*continued*	Cwts.	Cwts.	Cwts.	Cwts.	Cwts.					
United States of America—										
Vid Atlantic Coast	1,686	..	..	310	..	1,30,466	..	..	21,085	..
,, Pacific ,,	..	..	..	..	121	..	..	..	..	7,291
Argentine Republic (*including* the Atlantic Coast of Patagonia)	..	125	..	..	..	..	10,060	..	..	..
Other Foreign Countries	201	207	129	58	33	16,620	12,527	5,754	2,984	1,886
TOTAL FOREIGN COUNTRIES	97,885	196,770	104,849	113,709	128,143	76,66,941	1,27,32,345	62,68,961	74,20,824	67,85,174
Share of Bengal	*90*	*11*	*2*	*1*	..	*2,384*	*1,259*	*265*	*84*	..
,, *Bombay*	*4,466*	*5,447*	*2,350*	*1,368*	*1,309*	*3,50,327*	*3,48,758*	*1,55,847*	*93,148*	*84,809*
,, *Sind*	..	*17*	*17*	..	..	..	*1,050*	*865*	..	..
,, *Madras*	*179,730*	*287,414*	*152,180*	*171,811*	*184,686*	*1,41,86,958*	*1,88,34,853*	*92,92,021*	*1,08,88,177*	*1,01,60,619*
,, *Burma*	*4*	..	*21*	..	..	*200*	..	*1,054*	..	..
TOTAL	184,220	292,889	155,600	173,177	185,995	1,45,39,869	1,91,85,920	94,50,102	1,09,81,410	1,02,45,893
Coir—										
Unmanufactured (II. S)—	Tons	Tons	Tons	Tons	Tons					
United Kingdom (*including* Channel Islands)	108	57	48	3	..	33,114	22,215	10,515	295	..
Other British Possessions	8	18	11	19	..	3,712	7,169	4,766	5,095	650
TOTAL BRITISH EMPIRE	116	85	59	22	..	36,826	29,384	15,281	5,390	650
Netherlands	18	..	..	..	..	12,605	..	100	..	..
Belgium	69	26	12	3	5	21,430	7,904	2,810	420	660
Italy (*including* Fiume)	15	32	1	1	..	4,475	9,957	540	94	..
Egypt	..	17	..	..	..	..	5,220	..	..	..
Other Foreign Countries	10	30	24	2	1	4,691	7,539	5,822	893	325
TOTAL FOREIGN COUNTRIES	112	105	37	6	6	43,201	30,620	9,262	1,407	985
Share of Bengal	..	..	..	*1*	..	*30*	*26*	..	*203*	*64*
,, *Bombay*	*7*	*13*	*11*	*15*	*1*	*3,436*	*6,010*	*4,826*	*5,245*	*891*
,, *Sind*	..	..	..	..	..	*18*	..	..	..	..
,, *Madras*	*220*	*177*	*85*	*9*	*5*	*76,141*	*53,969*	*19,717*	*1,349*	*640*
,, *Burma*	*1*	..	..	..	..	*397*	..	..	..	..
TOTAL	228	190	96	28	6	80,027	60,004	24,543	6,797	1,635
Manufactured (excluding *Rope*) *(III U.) coir yarn*—					Cwts					
United Kingdom (*including* Channel Islands)	—	—	—	—	77,154	—	—	—	—	8,12,094
Bahrein Islands	—	—	—	—	618	—	—	—	—	5,324
Ceylon (*excluding* Maldives)	—	—	—	—	8,251	—	—	—	—	68,261
Straits Settlements	—	—	—	—	1,455	—	—	—	—	18,153
Union of South Africa	—	—	—	—	10,189	—	—	—	—	87,241
Mauritius and Dependencies	—	—	—	—	684	—	—	—	—	13,696
Canada—										
Via Atlantic Coast	—	—	—	—	1,765	—	—	—	—	15,930
Kenya Colony	—	—	—	—	523	—	—	—	—	7,386
Commonwealth of Australia	—	—	—	—	2,413	—	—	—	—	27,102
Other British possessions	—	—	—	—	734	—	—	—	—	10,278
TOTAL BRITISH EMPIRE	—	—	—	—	103,806	—	—	—	—	10,65,442
Finland	—	—	—	—	1,410	—	—	—	—	16,380
Sweden	—	—	—	—	2,748	—	—	—	—	25,314
Norway	—	—	—	—	2,483	—	—	—	—	22,596
Denmark	—	—	—	—	2,705	—	—	—	—	24,675
Germany	—	—	—	—	131,157	—	—	—	—	12,92,499
Poland (*excluding* Pantris)	—	—	—	—	801	—	—	—	—	7,[illegible]

* Subdivided into the following heads from 1933-34.

No. 11—*continued*

ARTICLES, AND COUNTRIES OF FINAL DESTINATION; ALSO SHARE OF EACH PROVINCE	QUANTITY					VALUE				
	1929-30	1930-31	1931-32	1932-33	1933-34	1929-30	1930-31	1931-32	1932-33	1933-34
Coir—*continued*	Tons	Tons	Tons	Tons	Tons	Rs	Rs	Rs	Rs	Rs
Manufactures (excluding *Rope* (III. U))*—Coir Yarn—*continued.*										
Netherlands	—	—	—	—	101,284	—	—	—	—	11,31,421
Belgium	—	—	—	—	73,038	—	—	—	—	7,41,938
France	—	—	—	—	53,272	—	—	—	—	5,15,513
Portugal (*including* Azores and St. Madeira)	—	—	—	—	19,054	—	—	—	—	1,89,558
Italy (*including* Fiume)	—	—	—	—	39,941	—	—	—	—	3,99,868
Spain	—	—	—	—	2,349	—	—	—	—	23,988
Greece (*including* Crete)	—	—	—	—	651	—	—	—	—	7,947
Roumania	—	—	—	—	630	—	—	—	—	7,560
Turkey European	—	—	—	—	1,149	—	—	—	—	17,160
Maskat Territory and Trucial Oman	—	—	—	—	813	—	—	—	—	6,738
Other Native States in Arabia	—	—	—	—	1,537	—	—	—	—	13,762
Iraq	—	—	—	—	2,247	—	—	—	—	18,707
French Indo China	—	—	—	—	2,001	—	—	—	—	14,808
Japan	—	—	—	—	5,064	—	—	—	—	41,668
United States of America—										
Via Atlantic Coast	—	—	—	—	13,326	—	—	—	—	1,41,612
,, Pacific ,,	—	—	—	—	765	—	—	—	—	8,850
Other Foreign Countries	—	—	—	—	664	—	—	—	—	9,007
TOTAL FOREIGN COUNTRIES	—	—	—	—	460,119	—	—	—	—	47,73,706
Share of Bengal	—	—	—	—	*795*	—	—	—	—	*15,813*
,, *Bombay*	—	—	—	—	*1,193*	—	—	—	—	*17,191*
,, *Sind*	—	—	—	—	*10*	—	—	—	—	*88*
,, *Madras*	—	—	—	—	*561,865*	—	—	—	—	*57,34,811*
,, *Burma*	—	—	—	—	*77*	—	—	—	—	*840*
TOTAL	—	—	—	—	563,925	—	—	—	—	57,88,740
Mats and Mattings (III. U)—					Cwts					
United Kingdom (*including* Channel Islands).	—	—	—	—	83,867	—	—	—	—	10,39,778
Union of South Africa	—	—	—	—	847	—	—	—	—	13,016
Commonwealth of Australia	—	—	—	—	2,279	—	—	—	—	61,278
Newzealand	—	—	—	—	557	—	—	—	—	19,038
Other British possessions	—	—	—	—	890	—	—	—	—	11,978
TOTAL BRITISH EMPIRE	—	—	—	—	87,440	—	—	—	—	11,44,048
Sweden	—	—	—	—	94	—	—	—	—	1,040
Netherlands	—	—	—	—	1,119	—	—	—	—	33,375
China (*exclusive* of Hongkong and Macão).	—	—	—	—	270	—	—	—	—	7,003
United States of America—										
Via Atlantic Coast	—	—	—	—	3,210	—	—	—	—	68,737
,, Pacific ,,	—	—	—	—	1,722	—	—	—	—	49,300
Other Foreign Countries	—	—	—	—	415	—	—	—	—	12,574
TOTAL FOREIGN COUNTRIES	—	—	—	—	8,449	—	—	—	—	1,96,117
Share of Bengal	—	—	—	—	*17*	—	—	—	—	*370*
,, *Bombay*	—	—	—	—	*179*	—	—	—	—	*6,937*
,, *Sind*	—	—	—	—	*11*	—	—	—	—	*270*
,, *Madras*	—	—	—	—	*63,133*	—	—	—	—	*11,34,448*
TOTAL	—	—	—	—	63,340	—	—	—	—	13,50,146
Other Sorts (III. U)—										
United Kingdom (*including* Channel Islands).	..	..	..	..	12,765	..	..	..	..	4,32,020
Other British possessions	..	..	..	..	849	..	..	..	..	8,523
TOTAL BRITISH EMPIRE	..	..	..	..	13,614	..	..	..	..	4,40,543

* Subdivided into the following head from 1931-32

No. 11- continued

ARTICLES AND COUNTRIES OF FINAL DESTINATION ALSO SHARE OF EACH PROVINCE	QUANTITY					VALUE				
	1929-30	1930-31	1931-32	1932-33	1933-34	1929-30	1930-31	1931-32	1932-33	1933-34
Coir—*continued*						R	R	R	R	R
Manufactured (excluding *Rope*) (*III U*)—continued										
Other Sorts (III U)—*continued.*										
Netherlands	..	..	..	..	1,194	..	..	..	..	97,350
Other Foreign Countries	..	..	..	..	315	..	..	..	..	8,920
TOTAL FOREIGN COUNTRIES	..	..	..	..	1,509	..	..	..	..	1,06,270
Share of Bengal	..	..	..	..	*5*	..	..	..	..	*173*
,, *Bombay*	..	..	..	..	*67*	..	..	..	..	*1,331*
,, *Madras*	..	..	..	..	*14,575*	..	..	..	..	*5,65,315*
TOTAL	..	..	..	..	14,647	..	..	..	..	5,66,819
Total of Coir Manufactured (excluding *Rope*) (*III U*)—	Tons	Tons	Tons	Tons	Tons					
United Kingdom (*including* Channel Islands)	5,152	4,687	5,850	4,930	6,188	18,94,412	18,22,234	20,16,174	13,87,701	23,03,892
Aden and Dependencies	10	10	7	44	15	3,585	4,821	2,903	9,141	4,214
Bahrein Islands	72	96	33	11	30	24,043	28,069	8,933	2,099	5,404
Ceylon (*excluding* Maldives)	125	110	58	57	417	48,379	40,197	17,571	13,497	69,744
Straits Settlements	97	90	74	54	76	30,823	16,741	20,178	11,758	19,378
Union of South Africa	291	511	292	256	526	82,217	1,53,532	69,302	46,662	1,01,275
Zanzibar and Pemba	30	31	18	20	17	11,254	12,190	5,718	7,691	4,230
Kenya Colony	68	48	28	31	30	43,616	23,011	9,918	10,258	9,906
Mauritius and Dependencies	59	108	49	141	84	26,942	23,762	17,670	8,415	13,898
Canada—										
Vid Atlantic Coast	67	30	74	46	88	35,950	8,175	22,600	6,650	15,950
,, Pacific ,,	..	1	..	..	6	..	540	..	..	3,680
Commonwealth of Australia	56	11	53	8	244	5 ,720	4,578	19,112	1,328	91,932
New Zealand	8	..	14	..	36	1,690	192	7,975	..	21,442
Other British Possessions	14	8	5	8	11	7,417	2,382	3,635	2,284	5,085
TOTAL BRITISH EMPIRE	6,064	5,706	6,553	5,656	7,718	22,68,098	21,39,924	22,21,780	15,07,481	26,70,039
Finland	..	..	4	35	71	..	..	1,000	8,385	16,380
Sweden	5	16	51	110	141	1,080	5,556	12,635	23,381	30,354
Norway	147	80	114	182	173	47,295	24,690	27,660	35,452	32,596
Poland (*including* Dantzig)	..	..	..	..	41	..	..	..	..	7,905
Denmark	46	43	49	88	138	17,557	10,740	11,607	17,328	27,625
Germany	7,918	4,780	4,624	5,106	6,574	23,61,617	15,63,605	11,59,262	10,61,488	12,99,228
Netherlands	5,622	4,547	4,317	5,250	5,186	19,09,467	16,52,384	12,61,426	12,08,400	13,18,146
Belgium	6,072	4,208	4,249	3,289	3,652	15,63,037	12,72,855	11,23,918	6,80,035	7,41,958
France	8,258	3,151	3,609	3,750	2,665	10,15,625	9,57,658	9,16,442	7,39,176	5,15,333
Spain	85	181	114	84	118	27,090	59,775	35,220	17,070	23,063
Portugal (*including* Azores and St. Madeira	..	106	165	261	964	..	32,685	40,545	50,016	1,90,065
Italy (*including* Fiume)	1,947	1,728	1,517	1,962	1,993	5,84,035	5,00,296	4,11,948	4,03,859	3,99,916
Roumania	..	..	7	28	31	..	..	1,800	3,240	7,560
Greece (*including* Crete)	2	18	30	32	32	2,250	4,510	7,494	10,860	7,847
Turkey, European		4	26	18	58	..	1,500	9,870	5,175	17,160
Muskat Territory and Trucial Oman	62	32	32	93	42	18,498	6,014	9,607	10,047	6,738
Other Native States in Arabia	46	87	81	194	77	18,821	24,329	15,972	27,977	12,984
Iraq	134	232	188	190	113	41,130	63,495	32,710	33,530	19,129
Persia	65	36	15	32	4	21,414	7,115	1,905	4,650	526
Siam	34	7	6	6	3	16,685	3,045	2,902	2,537	3,575
French Indo-China	..	..	..	..	100	..	..	..	..	14,046
China (exclusive of Hongkong and Macao)	15	17	20	12	22	4,352	5,133	4,551	2,013	3,713
Japan	350	241	321	278	253	1,05,653	62,194	79,614	51,220	41,668
Egypt	..	52	..	3	15	..	21,102	320	2,345	7,121
United States of America—										
Vid Atlantic Coast	640	570	298	234	778	3,43,299	3,11,545	1,38,733	95,317	2,12,750
,, Pacific ,,	..	8	..	5	124	..	1,120	..	6 120	57,239
Other Foreign Countries	71	6	15	6	6	5,740	3,707	4,867	2,597	4,730
TOTAL FOREIGN COUNTRIES	25,433	20,156	18,832	21,248	23,377	81,25,365	66,56,463	53,12,034	45,09,633	50,22,685

No. 11—*continued*

ARTICLES, AND COUNTRIES OF FINAL DESTINATION; ALSO SHARE OF EACH PROVINCE	QUANTITY					VALUE				
	1929-30	1930-31	1931-32	1932-33	1933-34	1929-30	1930-31	1931-32	1932-33	1933-34
						Rs	Rs	Rs	Rs	Rs
Coir—*concluded*										
Total of Coir Manufactures (excluding Rope) (III. U) —continued	Tons	Tons	Tons	Tons	Tons					
Share of Bengal	*158*	*118*	*66*	*144*	*61*	*68,000*	*36,625*	*30,300*	*70,116*	*16,750*
,, *Bombay*	*184*	*101*	*56*	*70*	*68*	*68,513*	*42,450*	*26,101*	*36,641*	*22,369*
,, *Sind*	*6*	*2*	..	*3*	*1*	*1,088*	*545*	*278*	*783*	*255*
,, *Madras*	*31,276*	*25,023*	*26,251*	*26,663*	*30,981*	*1,03,84,196*	*87,18,725*	*74,76,683*	*59,78,3..*	*76,34,814*
,, *Burma*	*5*	*18*	*17*	*6*	*4*	*1,618*	*6,015*	*5,532*	*1,440*	*360*
TOTAL	31,497	25,862	26,390	26,004	31,096	1,03,88,453	87,96,867	75,38,614	60,17,114	76,94,734
Total Coir	31,725	26,062	26,486	26,932	31,101	1,04,66,480	88,56,891	75,68,357	60,23,911	76,96,859
Coral (II. 5)—	Tons	Tons	Tons	Tons	Tons					
Italy (*including* Fiume)	112	..	..	..	..	500	..	..	..	..
Share of Bengal	*112*	..	..	..	..	*500*	..	..	..	..
Cordage and rope of vegetable fibre (*excluding* jute and cotton) (III. U)—	Cwts.	Cwts.	Cwts.	Cwts.	Cwts.					
United Kingdom (*including* Channel Islands)	2,237	1,785	1,763	1,184	1,48	30,448	28,584	24,440	18,700	19,946
Aden and Dependencies	1,212	1,121	784	1,769	981	38,880	30,934	21,384	26,103	23,066
Bahrein Islands	878	1,150	361	644	164	11,714	14,920	5,849	8,193	1,,565
Ceylon (*excluding* Maldives)	900	694	984	727	510	31,367	23,191	23,985	16,006	10,106
Straits Settlements	22,837	23,265	23,109	19,883	25,350	3,71,723	6,46,9.7	4,99,794	3,86,.22	4,80,899
Hongkong	807	498	581	2,274	452	19,010	10,9..	11,924	22,482	6,784
Mauritius and Dependencies	442	509	279	504	466	15,353	16,914	7,807	14,032	9,044
Commonwealth of Australia	345	10	..	..	..	8,806	270	..	..	..
New Zealand	348	235	83	..	57	8,895	5,407	2,400	..	1,116
Other British Possessions	359	525	1,459	474	404	9,968	15,620	11,688	12,200	8,046
TOTAL BRITISH EMPIRE	40,365	32,992	29,842	27,459	29,814	10,46,484	7,,5,718	6,10,981	4,96,506	4,74,582
Muskat Territory and Trucial Oman	2,600	813	1,501	2,802	961	40,830	11,061	28,676	37,183	8,808
Other Native States in Arabia	1,111	1,881	2,916	4,487	2,428	19,658	28,329	36,508	48,014	24,328
Iraq	1,790	2,661	2,213	2,230	1,987	24,552	26,776	18,012	18,462	17,262
Persia	891	371	310	865	131	13,625	6,60.	3 611	4,045	1,312
Java	1,124	653	547	321	140	18,204	21,.04	14,102	5,517	2,670
Celebes and other Islands	1,020	1,270	284	1,141	758	24,570	25,586	6,156	24,..	12,815
Siam	4,420	2,875	4,466	4,182	3,446	1,12,204	72,611	96,477	88,.36	63,.69
French Indo-China	1,148	1,532	1,316	1,420	1,639	31,230	42,671	31,762	35,.46	30,819
China (*exclusive* of Hongkong and Macao)	723	49	279	296	411	17,712	1,16.	5,440	10,219	9,275
Japan	315	7	..	..	20	8,028	2..	..	..	948
Portuguese East Africa	777	73	88	283	26	18,913	2,75.	1,027	7,22	840
Italian East Africa (Somaliland and Eritrea)	243	140	244	..	190	5,220	2,430	3,222	..	2,246
Other Foreign Countries	797	148	92	278	391	18,196	2,188	2,.42	6,790	5,511
TOTAL FOREIGN COUNTRIES	16,908	12,768	15,213	18,492	12,488	3,63,769	2,46,817	2,42,544	2,76,140	1,80,767
Share of Bengal	*31,676*	*22,475*	*25,478*	*16,796*	*14,961*	*9,15,668*	*6,17,.18*	*4,81,739*	*3,66,319*	*3,27,655*
,, *Bombay*	*1,947*	*1,341*	*1,178*	*1,675*	*815*	*47,051*	*29,449*	*21,.97*	*17,900*	*14,183*
,, *Sind*	*101*	*45*	*51*	*53*	*32*	*1,362*	*711*	*940*	*617*	*250*
,, *Madras*	*10,919*	*9,.6.*	*11,417*	*12,579*	*8,872*	*1,81,958*	*1,.9,6.5*	*1,.9,.61*	*1,33,721*	*59,966*
,, *Burma*	*14,563*	*12,.07*	*.3,209*	*14,.34*	*14,.75*	*2,94,.96*	*1,61,.11*	*1,59,.74*	*1,54,767*	*2,27,168*
TOTAL	57,223	45,.80	64,.56	46,901	42,.48	16,10,222	10,64,.30	.,53,.15	7,72,.46	6,56,319

No. 11—*continued*

ARTICLES, AND COUNTRIES OF FINAL DESTINATION; ALSO SHARE OF EACH PROVINCE	QUANTITY					VALUE				
	1929-30	1930-31	1931-32	1932-33	1933-34	1929-30	1930-31	1931-32	1932-33	1933-34
Drugs and Medicines (*excluding* Chemicals and Narcotics)—						R	R	R	R	R
Asafœtida (III. C)—	Cwts.	Cwts.	Cwts.	Cwts.	Cwts.					
TOTAL BRITISH EMPIRE	26	33	97	25	38	2,664	3,275	2,849	2,770	3,099
TOTAL FOREIGN COUNTRIES	5	7	..	..	..	334	250	..	..	50
Share of Bengal . .	*11*	*8*	*80*	..	..	*677*	*537*	*685*	*135*	*62*
" *Bombay* . .	*8*	*24*	..	..	*6*	*220*	*1,090*	..	..	*105*
" *Madras* . .	*12*	*13*	*17*	*25*	*32*	*2,101*	*1,898*	*2,164*	*2,635*	*2,982*
TOTAL .	31	40	97	25	38	2,998	3,525	2,849	2,770	3,149
Camphor (III. C)—	Lbs.	Lbs.	Lbs.	Lbs.	Lbs.					
Mauritius and Dependencies	..	..	..	..	7,734	..	..	..	..	13,281
Other British Possessions .	..	..	..	..	392	..	..	..	..	1,150
TOTAL BRITISH EMPIRE .	..	80	..	..	8,126	..	18	..	..	14,431
Share of Bengal . .	..	..	..	..	*8,126*	..	..	..	..	*14,431*
" *Madras* . .	..	*30*	..	..	..	..	*18*	..	..	..
TOTAL .	..	80	..	..	8,126	..	18	..	..	14,431
Cinchona bark (III. C)—										
United Kingdom (*including* Channel Islands) . .	74,533	88,781	84,558	6,629	94,841	27,778	34,181	31,707	1,906	29,589
Ceylon (*excluding* Maldives)	..	654	4,480	2,400	..	..	163	2,000	600	..
TOTAL BRITISH EMPIRE	74,533	89,435	89,038	9,029	94,841	27,778	34,344	33,707	2,506	29,589
Share of Madras . .	*74,533*	*89,435*	*89,038*	*9,029*	*94,841*	*27,778*	*34,344*	*33,707*	*2,506*	*29,589*
Galangal (III. C)—	Cwts.	Cwts.	Cwts.	Cwts.	Cwts.					
TOTAL BRITISH EMPIRE	33	39	43	21	27	615	740	802	401	460
Persia . . .	199	204	686	174	69	3,224	4,275	10,446	3,939	990
Other Foreign Countries .	224	98	174	110	58	4,246	2,204	3,093	1,505	791
TOTAL FOREIGN COUNTRIES	423	302	1,059	284	127	7,470	6,479	13,539	4,444	1,781
Share of Bengal . .	*200*	..	..	..	..	*1,500*	..	..	..	..
" *Bombay* . . .	*255*	*341*	*1,102*	*305*	*154*	*6,585*	*7,219*	*20,341*	*4,845*	*2,241*
TOTAL .	455	341	1,102	305	154	8,085	7,219	20,341	4,845	2,241
Nux Vomica (Strychnia) (III. C)—	Cwts.	Cwts.	Cwts.	Cwts.	Cwts.					
United Kingdom (*including* Channel Islands) . .	3,970	4,459	4,751	14,467	14,086	25,938	29,583	29,391	88,664	84,719
Hongkong . . .	225	230	630	807	259	1,650	2,250	3,600	5,970	1,627
Commonwealth of Australia	20	5	5	10	910	680	300	250	450	9,410
Other British Possessions	2	..	330	2	30	20	..	2,085	47	270
TOTAL BRITISH EMPIRE	3,817	4,694	5,716	15,286	1 ,295	28,288	32,113	35,326	94,431	96,126

No. 11—*continued*

ARTICLES, AND COUNTRIES OF FINAL DESTINATION; ALSO SHARE OF EACH PROVINCE	QUANTITY					VALUE				
	1929-30	1930-31	1931-32	1932-33	1933-34	1929-30	1930-31	1931-32	1932-33	1933-34
						R	R	R	R	R
Drugs and Medicines *excluding* **Chemicals and Narcotics)**—*continued*	Cwts.	Cwts.	Cwts.	Cwts.	Cwts.					
Nux Vomica (Strychnia) (III. C)—continued										
Germany	170	482	1,152	1,624	1,764	1,248	3,012	6,772	8,160	8,368
Netherlands	16,168	9,382	4,600	..	10,400	1,19,071	69,458	20,700	..	55,327
Belgium	1,662	..	501	..	..	13,910	..	2,294	..	..
France	1,223	74	879	781	513	9,242	270	3,151	3,765	3,028
United States of America—Fd Atlantic Coast	27,728	14,027	7,639	1,726	20,770	2,09,112	89,618	42,420	8,720	1,84,873
Other Foreign Countries	246	83	102	361	810	1,870	557	594	2,078	1,850
TOTAL FOREIGN COUNTRIES	47,217	24,050	15,073	4,692	43,763	3,54,451	1,62,045	75,037	22,653	3,02,441
Share of Bengal	*14,047*	*8,596*	*6,411*	*3,159*	*11,529*	*1,00,063*	*48,136*	*30,215*	*7,418*	*63,169*
„ *Bombay*	*1,719*	*344*	*84*	*458*	*687*	*20,301*	*6,178*	*673*	*3,687*	*3,360*
„ *Madras*	*34,668*	*21,804*	*16,324*	*18,361*	*46,873*	*2,68,376*	*1,47,846*	*82,676*	*1,94,065*	*3,76,971*
TOTAL	50,434	28,744	20,789	19,978	59,058	3,82,739	1,94,158	1,18,363	1,17,164	2,93,687
	Lbs.	Lbs.	Lbs.	Lbs.	Lbs.					
Quinine Salts (III. C)	..	..	..	..	..	..	..	..	..	..
Senna (III. C)—	Cwts.	Cwts.	Cwts.	Cwts.	Cwts.					
United Kingdom (*including* Channel Islands)	7,162	5,539	4,452	12,067	8,295	1,56,403	1,21,217	92,965	2,32,560	1,43,970
Bahrein Islands	331	149	340	149	209	5,743	3,075	5,781	3,674	3,744
Straits Settlements	450	498	583	441	608	8,646	7,857	8,448	8,217	8,680
Hongkong	1,311	832	494	1,482	162	14,000	8,705	5,916	17,161	1,182
Commonwealth of Australia	18	304	239	312	463	360	1,642	3,884	6,512	6,948
Other British Possessions	258	127	111	256	752	5,145	2,490	2,524	4,071	5,189
TOTAL BRITISH EMPIRE	9,530	7,249	6,219	14,707	10,089	1,86,336	1,44,896	1,18,818	2,76,196	1,64,703
Germany	11,443	11,705	10,772	18,160	18,718	1,88,282	2,08,874	2,05,420	3,07,548	2,78,569
Belgium	1,235	1,228	1,293	2,598	2,803	25,919	21,981	19,862	32,612	31,261
France	6,054	7,464	5,146	8,692	6,534	75,456	90,840	75,136	1,20,584	72,949
Italy (*including* Fiume)	1,253	1,442	1,673	1,792	1,848	21,763	21,961	24,938	30,502	25,486
China (*exclusive of* Hongkong and Macao)	..	884	1,625	699	1,065	..	8,980	15,884	7,040	10,570
Japan	877	457	1,188	1,281	1,606	11,050	13,810	14,194	21,937	19,286
Egypt	474	866	497	245	9 6	8,785	9,625	6,480	8,768	2,049
United States of America—Fd Atlantic Coast	22,364	7,735	11,037	11,584	14,019	6,66,923	1,81,648	2,51,917	2,73,235	3,37,117
Argentine Rep blic (*including* the Atlantic Coast of Patagonia)	850	285	46	194	296	12,067	4,8[illegible]	782	3,148	6,796
Other Foreign Countries	286	728	480	641	1,211	6,416	13,088	9,037	9,419	18,485
TOTAL FOREIGN COUNTRIES	44,836	32,726	34,569	45,832	49,090	8,26,650	5,21,488	6,[illegible]175	8,09,300	7,96,550
Share of Bengal	*6*	..	*129*	*81*	*214*	*76*	..	*1,818*	*1,818*	*1,402*
„ *Bombay*	*1,388*	*1,792*	*1,560*	*1,441*	*2,241*	*26,710*	*33,125*	*21,[illegible]31*	*28,673*	*29,[illegible]*
„ *Madras*	*51,774*	*38,153*	*39,188*	*59,010*	*56,704*	*3,86,591*	*6,33,744*	*6,91,[illegible]*	*10,47,[illegible]*	*9,26,[illegible]*
TOTAL	54,164	39,975	40,788	60,589	59,179	10,13,944	6,66,884	7,31,038	10,77,671	9,58,262
Other sorts of Drugs and Medicines (III. C)—										
United Kingdom (*including* Channel Islands)	—	—	—	—	—	2,14,388	3,72,045	77,687	18,176	84,126
Aden and Dependencies	—	—	—	—	—	22,999	9,[illegible]71	8,830	15,449	13,215
Cyprus	—	—	—	—	—	..	..	..	26,570	..
Bahrein Islands	—	—	—	—	—	9,[illegible]26	4,460	8,016	6,438	7,919
Ceylon (*excluding* Maldives)	—	—	—	—	—	1,12,160	89,885	87,[illegible]80	97,-81	90,360
Straits Settlements	—	—	—	—	—	67,821	56,946	73,622	69,361	70,[illegible]5
Federated Malay States	—	—	—	—	—	9,296	11,843	4,861	2,98[illegible]	6,475
Hongkong	—	—	—	—	—	2,[illegible]56,1[illegible]6	9[illegible],17[illegible]	7,[illegible]3,779	13,[illegible]8,492	6,[illegible]5,[illegible]30
Union of South Africa	—	—	—	—	—	18,650	19,211	13,[illegible]23	16,541	10,[illegible]08
Zanzibar and Pemba	—	—	—	—	—	17,075	16,035	12,[illegible]61	11,[illegible]1	[illegible],[illegible]6
Kenya Colony	—	—	—	—	—	52,431	30,508	31,175	25,[illegible]95	[illegible],[illegible]60
Tanganyika Territory	—	—	—	—	—	9,310	8,340	[illegible],957	7,[illegible]54	8,843

No. 11—*continued*

ARTICLES, AND COUNTRIES OF FINAL DESTINATION; ALSO SHARE OF EACH PROVINCE	QUANTITY					VALUE				
	1929-30	1930-31	1931-32	1932-33	1933-34	1929-30	1930-31	1931-32	1932-33	1933-34
						R	R	R	R	R
Drugs and Medicines (*excluding* **Chemicals and Narcotics**) —*continued*										
Other sorts of Drugs and Medicines (III. C)—contd.										
British West India Islands (*excluding* Bahamas)	—	—	—	—	—	660	208	1,010	590	15,682
Commonwealth of Australia	—	—	—	—	—	530	645	687	2,020	7,422
Canada—										
Via Atlantic Coast	—	—	—	—	—	3,740	5,450	19,750	15,100	43,025
Other British Possessions	—	—	—	—	—	10,562	8,606	8,362	7,307	10,921
TOTAL BRITISH EMPIRE	—	—	—	—	—	29,24,577	7,02,816	11,03,229	17,35,696	7,93,089
Germany	—	—	—	—	—	27,409	26,177	F 35,750	10,951	8,058
Netherlands	—	—	—	—	—	18,258	100	375	621	..
France	—	—	—	—	—	84,631	84,005	38,089	43,621	1,27,916
Spain	—	—	—	—	—	5,728	..	..	..	35
Turkey, Asiatic	—	—	—	—	—	..	5,175	..	..	..
Native States in Arabia other than Maskat Territory and Trucial Oman	—	—	—	—	—	20,537	12,919	9,812	12,617	8,047
Iraq	—	—	—	—	—	29,559	21,791	69,016	16,088	11,758
Persia	—	—	—	—	—	18,519	13,857	27,101	17,489	13,305
China (*exclusive* of Hongkong and Macao)	—	—	—	—	—	1,262	225	24,495	862	42,396
Japan	—	—	—	—	—	8,702	710	1,717	4,134	4,984
Egypt	—	—	—	—	—	10,245	24,167	12,075	15,448	9,120
Portuguese East Africa	—	—	—	—	—	12,659	14,365	16,044	16,329	17,755
Italian East Africa (Somaliland and Eritrea)	—	—	—	—	—	21,837	565	..	3,772	3,970
United States of America—										
Via Atlantic Coast	—	—	—	—	—	1,98,494	2,68,082	68,059	33,897	22,340
„ Pacific „	—	—	—	—	—	..	229	..	..	1,960
Other Foreign Countries	—	—	—	—	—	17,688	16,701	15,322	10,187	9,602
TOTAL FOREIGN COUNTRIES	—	—	—	—	—	4,75,528	4,84,018	3,12,855	1,85,511	2,81,221
Share of Bengal	—	—	—	—	—	*21,54,139*	*1,82,556*	*3,27,320*	*14,44,846*	*2,62,726*
„ *Bombay*	—	—	—	—	—	*7,30,844*	*2,58,320*	*3,25,948*	*3,10,289*	*5,58,401*
„ *Sind*	—	—	—	—	—	*3,95,960*	*6,41,300*	*1,55,548*	*76,001*	*1,41,103*
„ *Madras*	—	—	—	—	—	*1,13,087*	*99,376*	*70,381*	*81,911*	*95,790*
„ *Burma*	—	—	—	—	—	*7,336*	*4,234*	*3,890*	*3,160*	*6,290*
TOTAL	—	—	—	—	—	34,00,105	11,86,884	14,16,084	19,21,207	10,74,310
Total value of Drugs and Medicines (**excluding Chemicals and Narcotics**)—										
United Kingdom (*including* Channel Islands)	—	—	—	—	—	4,68,501	5,46,986	2,31,760	3,42 301	2,93,838
Aden and Dependencies	—	—	—	—	—	23,119	9,771	8,838	15,460	13,215
Bahrein Islands	—	—	—	—	—	15,869	7,980	15,210	9,276	11,113
Ceylon (*excluding* Maldives)	—	—	—	—	—	1,15,764	90,502	91,161	1,00,122	1,03,657
Straits Settlements	—	—	—	—	—	74,375	66,460	88,279	95,088	77,485
Federated Malay States	—	—	—	—	—	9,818	12,260	4,982	3,403	5,012
Cyprus	—	—	—	—	—	..	..	..	26,575	..
Hongkong	—	—	—	—	—	23,70,795	91,064	7,52,694	14,16,023	4,16,948
Union of South Africa	—	—	—	—	—	18,933	19,296	15,475	17,092	20,720
Zanzibar and Pemba	—	—	—	—	—	17,575	16,580	13,278	11,750	8,740
Kenya Colony	—	—	—	—	—	53,721	30,990	22,100	25,840	23,855
Tanganyika Territory	—	—	—	—	—	9,840	8,655	9 097	7,395	7,053
Mauritius and Dependencies	—	—	—	—	—	4,53[illegible]	5,024	3,934	3,988	17,438
Canada—										
Via Atlantic Coast	—	—	—	—	—	3,740	5,450	19,750	15,100	43,725
British West India Islands (*excluding* Bahamas)	—	—	—	—	—	762	210	1,140	2,115	15,694
Commonwealth of Australia	—	—	—	—	—	1,170	2,887	4,831	5,962	23,3[illegible]0
Other British Possessions	—	—	—	—	—	7,052	4,347	7,258	3,628	7,724
TOTAL BRITISH EMPIRE	—	—	—	—	—	31,80,258	8,16,202	12,94,777	21, 4,091	11,01,597

No. 11—*continued*

ARTICLES, AND COUNTRIES OF FINAL DESTINATION; ALSO SHARE OF EACH PROVINCE	QUANTITY					VALUE				
	1929-30	1930-31	1931-32	1932-33	1933-34	1929-30	1930-31	1931-32	1932-33	1933-34
Drugs and Medicines (*excluding* Chemicals and Narcotics)—*concluded*						R	R	R	R	R
Total value of Drugs and Medicines (excluding *Chemicals and Narcotics*) —continued										
Germany	—	—	—	—	—	2,16,986	2,83,061	2,47,932	2,26,657	2,59,996
Netherlands	—	—	—	—	—	1,36,829	66,568	21,075	1,041	37,678
Belgium	—	—	—	—	—	32,822	21,081	21,196	22,564	[illegible]
France	—	—	—	—	—	1,69,819	1,81,218	1,18,278	167,220	2,03 [illegible]
Spain	—	—	—	—	—	5,748	3,220	1,610	1,670	4,478
Italy (*including* Fiume)	—	—	—	—	—	2[illegible],7[illegible]	22,603	27,062	22,678	24,[illegible]6
Turkey, Asiatic	—	—	—	—	—	..	5,275	..	..	..
Syria	—	—	—	—	—	4,2[illegible]1	3,075	6,036	3,000	2,632
Native States in Arabia *other than* Maskat Territory and Trucial Oman	—	—	—	—	—	21,[illegible]5	13,608	10,445	13,272	8,858
Iraq	—	—	—	—	—	31,13[illegible]	23,676	71,940	17,281	12,[illegible]6
Persia	—	—	—	—	—	23,20[illegible]	21,748	46,446	21,881	16,906
Java	—	—	—	—	—	5,567	4,443	2,722	1,780	947
China (*exclusive* of Hongkong and Macao)	—	—	—	—	—	1,262	6,206	20,849	7,862	12,906
Japan	—	—	—	—	—	31,252	14,020	16,507	27,975	14,072
Egypt	—	—	—	—	—	19,155	24,132	18,996	19,266	21,209
Portuguese East Africa	—	—	—	—	—	12,694	14,415	16,086	16,519	18,013
Italian East Africa (Somaliland and Eritrea)	—	—	—	—	—	21,537	1,020	3,111	3,907	4,100
United States of America—Pacific Coast	—	—	—	—	—	3,74,519	4,84,066	3,37,472	3,15,382	4,84,320
,, Pacific ,,	—	—	—	—	—	..	229	..	..	1,980
Argentine Republic (*including* the Atlantic Coast of Patagonia)	—	—	—	—	—	12,067	6,286	782	3,188	4,791
Other Foreign Countries	—	—	—	—	—	12,144	14,278	8,036	7,788	9,836
TOTAL FOREIGN COUNTRIES	—	—	—	—	—	10,64,488	11,74,280	10,15,606	10,21,976	12,79,082
Share of Bengal	—	—	—	—	—	*11,56,468*	*2,36,228*	*3,69,736*	*14,84,701*	*5,41,830*
,, *Bombay*	—	—	—	—	—	*7,56,600*	*3,03,945*	*3,78,[illegible]98*	*1,69,[illegible]94*	*6,[illegible],320*
,, *Sind*	—	—	—	—	—	*3,95,900*	*6,41,800*	*1,86,845*	*76,001*	*1,41,103*
,, *Madras*	—	—	—	—	—	*14,00,844*	*9,17,288*	*3,81,920*	*13,13,345*	*13,11,106*
,, *Burma*	—	—	—	—	—	*7,335*	*6,331*	*3,190*	*3,[illegible]60*	*6,190*
TOTAL	—	—	—	—	—	48,44,491	20,92,482	23,10,382	21,26,063	23,80,649
Dyeing and Tanning Substances—										
Barks for tanning (*III. E*)—	Cwts.	Cwts.	Cwts.	Cwts.	Cwts.					
Ceylon (*excluding* Maldives)	3,054	1,852	4,[illegible]35	2,[illegible]00	1,[illegible]48	14,[illegible]30	7,[illegible]29	17,[illegible]46	8,[illegible]19	7,[illegible]14
Other British Possessions	258	21	..	104	50	1,481	114	..	1,234	304
TOTAL BRITISH EMPIRE	3,312	1,873	4,[illegible]35	3,[illegible]04	1,[illegible]98	16,[illegible]11	7,943	17,[illegible]46	9,[illegible]53	7,[illegible]18
TOTAL FOREIGN COUNTRIES	281	663	280	440	1,[illegible]38	2,107	1,[illegible]80	[illegible]	1,700	1,[illegible]62
Share of Bengal	*111*	*645*	*280*	*544*	*1,[illegible]13*	*887*	*1,[illegible]09*	*2,[illegible]16*	*2,[illegible]34*	*1,[illegible]81*
,, *Bombay*	*168*	..	*2*	..	.	*1,[illegible]31*	..	*[illegible]0*	..	..
,, *Madras*	*3,[illegible]74*	*1,[illegible]71*	*1,[illegible]33*	*2,[illegible]70*	*1,[illegible]11*	*16,[illegible]50*	*7,[illegible]34*	*17,[illegible]46*	*8,[illegible]19*	*7,[illegible]69*
TOTAL	3,[illegible]93	2,[illegible]36	4,[illegible]15	3,[illegible]44	2,[illegible]88	18,[illegible]68	9,[illegible]43	19,[illegible]46	10,[illegible]53	8,[illegible]11
Cutch and Gambier (*III. E*)—	Cwts.	Cwts.	Cwts.	Cwts.	Cwts.					
United Kingdom (*including* Channel Islands)	28,[illegible]47	29,[illegible]89	18,[illegible]76	13,[illegible]16	1,[illegible]00	[illegible],[illegible]0[illegible],[illegible]3	[illegible],[illegible]5[illegible],[illegible]3	[illegible],[illegible]7,[illegible]61[illegible]	[illegible],[illegible]3,[illegible]46	[illegible],[illegible],[illegible]46
Ceylon (*excluding* Maldives)	9[illegible]	734	[illegible]0[illegible]	345	[illegible],[illegible]00	7,[illegible]3	19,[illegible]81	13,[illegible]00	8,[illegible]60	9,128
Hongkong	3[illegible]	343	342	316	1,[illegible]60	6,[illegible]3	6,434	7,[illegible]8[illegible]	3,[illegible]67	1,[illegible]38
Other British Possessions	71	243	192	214	248	[illegible],243	[illegible],[illegible]90	6,132	4,[illegible]46	3,[illegible]29
TOTAL BRITISH EMPIRE	[illegible],[illegible]71	31,229	19,711	[illegible],[illegible]89	15,743	[illegible],[illegible],[illegible]94	[illegible],[illegible],[illegible]10	[illegible],[illegible],[illegible]46	[illegible],[illegible],[illegible]00	[illegible],[illegible],[illegible]97

No. 11—*continued*

ARTICLES AND COUNTRIES OF FINAL DESTINATION ALSO SHARE OF EACH PROVINCE	QUANTITY					VALUE				
	1929-30	1930-31	1931-32	1932-33	1933-34	1929-30	1930-31	1931-32	1932-33	1933-34
Dyeing and Tanning Substances—*continued*						R	R	R	R	R
	Cwts.	Cwts.	Cwts.	Cwts.	Cwts.					
Cutch and Gambier (III, E) — continued										
Norway	..	..	620	300	300	..	..	6,094	2,475	2,475
Germany	1,020	2,675	2,495	3,020	2,805	38,114	51,582	29,745	31,706	35,519
Netherlands	4,257	6,275	5,780	4,445	5,685	58,591	1,15,294	65,876	48,239	64,391
Belgium	1,295	400	150	..	..	28,211	8,706	1,866	..	..
France	3,218	4,019	3,796	4,500	4,406	61,981	68,488	36,856	43,980	58,275
Italy (*including* Fiume)	640	975	415	404	435	13,117	14,878	4,115	3,507	4,683
Japan	560	1,072	1,516	1,272	552	10,921	20,950	18,538	12,075	6,134
United States of America—										
Mid Atlantic Coast	1,651	1,151	600	300	1,000	32,172	22,968	6,382	2,791	9,786
Other Foreign Countries	164	342	209	436	310	4,234	9,042	2,875	6,590	4,236
TOTAL FOREIGN COUNTRIES	13,609	16,909	15,581	14,677	15,404	2,77,341	3,11,858	1,72,447	1,51,513	1,80,501
Share of Bengal	*5,198*	*5,560*	*3,298*	*3,518*	*4,976*	*94,954*	*92,663*	*42,737*	*38,058*	*47,125*
,, *Bombay*	*30*	*115*	*57*	*66*	*14*	*1,165*	*4,300*	*2,720*	*2,320*	*470*
,, *Madras*	*28*	*29*	*18*	*24*	*74*	*1,220*	*1,220*	*780*	*961*	*1,349*
,, *Burma*	*35,814*	*42,434*	*31,925*	*25,459*	*26,173*	*7,82,696*	*8,02,785*	*3,72,310*	*2,66,173*	*3,26,624*
TOTAL	44,070	48,138	35,393	29,066	31,237	8,81,035	9,00,968	4,18,577	3,07,512	3,75,568
Indigo (*III, E*) —	Cwts.	Cwts.	Cwts.	Cwts.	Cwts.					
United Kingdom (*including* Channel Islands)	215	135	182	60	110	58,557	30,080	40,900	9,840	19,204
Other British Possessions	28	11	22	15	7	3,121	1,745	2,375	2,050	852
TOTAL BRITISH EMPIRE	243	146	204	75	117	61,678	38,725	53,275	11,890	20,057
Germany	..	24	6	..	9	..	5,250	1,000	..	2,100
Greece (*including* Crete)	314	360	452	188	327	97,327	1,02,342	1,19,153	44,628	65,447
Turkey, European	11	33	18	14	8	3,050	7,740	4,582	3,180	550
Syria	2	18	9	..	..	496	5,740	1,980	..	..
Iraq	85	109	26	8	..	26,175	46,602	4,994	920	..
Persia	27	48	40	..	12	7,905	13,560	6,834	..	2,010
Java	..	50	—	..	..	..	5,600	..	..	..
Japan	61	23	10	44	8	12,868	5,200	2,368	8,465	460
Egypt	107	34	8	18	21	27,455	7,907	1,980	2,735	3,919
Other Foreign Countries	17	29	28	..	10	4,910	6,660	6,300	..	2,320
TOTAL FOREIGN COUNTRIES	624	788	595	267	385	1,78,994	2,04,651	1,48,287	59,928	76,806
Share of Bengal	*537*	*658*	*556*	*154*	*331*	*1,54,078*	*1,66,416*	*1,51,049*	*38,568*	*67,723*
,, *Bombay*	*6*	*137*	*37*	*10*	..	*848*	*22,815*	*5,660*	*1,110*	..
,, *Madras*	*329*	*239*	*208*	*175*	*161*	*75,092*	*56,444*	*43,863*	*31,840*	*29,140*
TOTAL	867	934	799	342	502	2,40,612	2,45,376	2,00,562	71,818	96,863
Myrobalans (*III, N*) —	Cwts.	Cwts.	Cwts.	Cwts.	Cwts.					
United Kingdom (*including* Channel Islands)	513,839	637,363	691,411	493,784	5,98,755	33,69,268	38,39,705	37,77,51	27,78,268	29,1 ,625
Ceylon (*excluding* Maldives)	4,998	580	53	596	..	29,743	4,981	402	5,027	..
Straits Settlements	465	319	216	141	275	3,401	4,910	2 251	752	2,517
Hongkong	1,404	630	881	1,963	1,637	6,807	3,355	4,415	6,885	7,142
Union of South Africa	1,903	1,449	1,221	1,720	1,490	15,971	12,130	9,633	10 2 3	8,454
Commonwealth of Australia	16,734	14,513	17,172	19,797	27,220	1,18,281	88,288	88,495	1,0 923	1 49,609
Other British Possessions	21	34	28	32	21	190	368	331	220	2 2
TOTAL BRITISH EMPIRE	538,760	654,882	711,032	518,023	6 28,984	35,45,059	39,53,637	38,20,6 5	29 09,355	30,79 6 8

No. 11—*continued*

ARTICLES, AND COUNTRIES OF FINAL DESTINATION; ALSO SHARE OF EACH PROVINCE	QUANTITY					VALUE				
	1929-30	1930-31	1931-32	1932-33	1933-34	1929-30	1930-31	1931-32	1932-33	1933-34
Dyeing and Tanning Substances—*continued*						R	R	R	R	R
Myrobalans (III. E)—continued.	Cwts.	Cwts.	Cwts.	Cwts.	Cwts.					
U. S. S. R.—Southern	..	2,750	..	..	..	..	18,250	..	..	..
,, Ports (in Asia)	200	..	..	..	..	937	..	..	..	..
Sweden	4,000	700	3,900	700	2,200	26,000	6,300	21,100	4,4[illegible]	8,395
Norway	..	1,700	..	..	600	..	15,300	..	..	2,520
Germany	116,301	121,686	100,160	114,554	121,589	9,19,815	8,84,993	8,51,746	8,14,002	4,90,820
Netherlands	35,672	54,939	49,506	66,707	57,077	2,50,298	3,79,807	2,[illegible]3,[illegible]8	3,79,436	1,99,976
Belgium	63,181	51,760	38,378	41,238	40,483	3,90,102	3,32,811	1,82,109	1,90,383	1,8[illegible],618
France	126,542	101,195	109,313	64,563	89,326	8,47,949	6,86,630	7,05,[illegible]88	4,00,[illegible]10	6,65,688
Spain	2,000	541	7,554	14,848	11,009	18,000	2,376	64,529	87,020	6[illegible],857
Italy (*including* Fiume)	5,447	12,476	8,079	1,802	6,100	47,113	87,191	42,587	9,[illegible]8	33,700
Iraq	440	48	..	..	..	7,445	188	..	..	..
China (*exclusive* of Hong-kong and Macão)	11,439	6,202	9,688	6,599	8,726	58,734	37,249	39,729	10,98[illegible]	31,586
Japan	25,045	27,660	29,866	33,018	30,833	1,31,310	1,43,888	1,13,740	1,15,[illegible]3	1,01,913
Egypt	1,219	135	1,038	154	895	9,215	1,911	7,393	1,[illegible]21	6,959
United States of America—Mid Atlantic Coast	303,027	265,698	202,605	200,432	238,305	15,19,864	13,23,104	7,41,497	8,48,[illegible]31	9,55,[illegible]52
,, Pacific	1,676	..	..	..	..	7,459	..	..	..	..
Cuba	500	1,497	860	..	301	3,186	8,960	3,350	..	1,850
Other Foreign Countries	138	59	206	358	467	1,024	719	1,377	3,23[illegible]	3,044
TOTAL FOREIGN COUNTRIES	696,858	648,691	659,793	544,017	607,711	48,66,579	35,17,740	27,87,715	30,68,[illegible]82	35,13,541
Share of Bengal	*459,057*	*481,637*	*541,515*	*465,789*	*496,744*	*33,46,394*	*33,59,903*	*29,34,830*	*28,26,[illegible]8*	*19,31,797*
,, *Bombay*	*747,317*	*781,378*	*660,424*	*547,9[illegible]3*	*650,317*	*43,29,978*	*42,56,876*	*34,56,[illegible]43*	*18,14,[illegible]16*	*32,95,964*
,, *Sind*	..	*2*	..	..	..	..	*20*	..	..	..
,, *Madras*	*29,208*	*70,246*	*[illegible],486*	*68,275*	*79,613*	*1,37,771*	*3,54,630*	*1,26,960*	*1,89,[illegible]*	*2,66,119*
TOTAL	1,935,612	1,981,563	1,270,825	1,064,040	1,[illegible]6,699	78,11,638	77,71,377	64,18,396	65,72,737	55,93,180
Myrobalan extracts (III. E)—	Cwts.	Cwts.	Cwts.	Cwts.	Cwts.					
United Kingdom (*including* Channel Islands)	10,185	1,103	1,245	14,199	26,804	1,33,791	13,936	14,371	1,53,[illegible]9	2,66,076
Union of South Africa	2,442	1,040	..	900	1,502	34,214	13,523	..	9,[illegible]1	18,038
Commonwealth of Australia	3,110	928	414	1,672	715	43,148	10,669	5,056	18,[illegible]8	7,[illegible]2
New Zealand	459	418	..	180	700	6,39[illegible]	5,321	..	1,[illegible]01	7,[illegible]0
Other British Possessions	..	.	..	25	103	..	..	..	248	1,036
TOTAL BRITISH EMPIRE	16,226	3,389	1,709	16,977	29,824	2,17,542	43,473	19,427	1,81,[illegible]4	2,[illegible],991
Finland	..	761	..	..	..	..	9,708	..	..	..
Sweden	500	540	108	2,100	1,780	6,376	6,885	1,077	[illegible],[illegible]09	17,[illegible]3
Denmark	764	1,092	300	..	..	9,750	13,770	3,997	..	..
Germany	3,835	868	203	600	400	48,529	12,[illegible]61	2,236	8,[illegible]91	4,[illegible]61
Netherlands	..	..	703	300	..	..	..	7,836	3,[illegible]53	..
Belgium	531	271	227	..	..	6,700	3,488	3,376	..	..
France	3,798	3,618	201	320	..	48,618	33,461	2,618	3,[illegible]80	..
Italy (*including* Fiume)	531	806	..	..	300	6,778	8,775	..	..	3,930
Other Foreign Countries	90	420	280	20	672	1,829	6,246	2,803	250	8,744
TOTAL FOREIGN COUNTRIES	9,549	8,776	2,072	3,340	3,092	1,22,451	94,462	23,339	36,513	30,947
Share of Bengal	*25,296*	*10,165*	*3,781*	*20,517*	*25,946*	*3,13,418*	*1,29,[illegible]11*	*61,[illegible]66*	*2,[illegible],[illegible]47*	*3,20,148*
,, *Madras*	*240*	..	..	..	..	*6,156*	..	..	..	..
TOTAL	25,775	10,165	3,781	20,517	25,946	3,19,573	1,29,[illegible]11	61,[illegible]66	2,[illegible],[illegible]47	3,[illegible],148
Sulphur (III. E)—	Cwts.	Cwts.	Cwts.	Cwts.	Cwts.					
Straits Settlements	1,356	1,[illegible]47	1,559	2,[illegible]40	1,833	27,[illegible]26	29,227	28,[illegible]48	64,[illegible]92	41,[illegible]56
Hongkong	190	68	223	513	854	4,330	1,[illegible]40	5,[illegible]89	14,[illegible]17	17,[illegible]20
Other British Possessions	..	..	..	8	..	..	70	..	197	..
TOTAL BRITISH EMPIRE	1,[illegible]46	1,[illegible]15	1,779	3,[illegible]61	2,[illegible]87	31,[illegible]56	29,[illegible]97	33,[illegible]37	83,[illegible]56	58,[illegible]76

No. 11--*continued*

ARTICLES, AND COUNTRIES OF FINAL DESTINATION; ALSO SHARE OF EACH PROVINCE	QUANTITY					VALUE				
	1929-30	1930-31	1931-32	1932-33	1933-34	1929-30	1930-31	1931-32	1932-33	1933-34
						R	R	R	R	R
Dyeing and Tanning Substances—*continued*										
Total Dyeing and Tanning Substances—continued	Cwts.	Cwts.	Cwts.	Cwts.	Cwts.					
U. S. S. R.—										
Northern	48	..	..	22	..	1,480	..	..	450	..
Southern	325	2,847	167	232	35	7,832	29,859	4,092	2,838	700
Pacific Ports	200	..	..	..	..	937	..	..	..	..
Finland	..	761	..	..	..	..	9,703	..	..	..
Sweden	4,540	1,240	3,008	2,965	4,070	43,626	13,195	22,177	27,022	27,237
Norway	..	1,700	880	300	900	..	15,800	9,297	2,475	4,995
Denmark	1,142	1,408	778	483	602	21,276	19,665	11,285	6,499	7,740
Germany	131 862	133,130	112,242	126,822	131,413	10,60,963	9,90,987	6,30,433	7,02,577	5,09,884
Netherlands	40,231	61,585	56,518	71,522	64,920	3,46,033	5,00,015	3,64,248	4,32,276	2,73,673
Belgium	65,807	52,771	39,048	41,640	40,892	4,26,157	3,48,970	1,89,237	1,94,837	1,62,897
France	142,076	116,088	123,041	80,428	111,774	14,07,859	9,19,436	8,80,905	5,93,327	7,08,285
Spain	2,120	731	7,754	14,992	11,184	1a,451	6,638	47,045	88,789	68,694
Italy (*including* Fiume)	6,711	14,465	8,690	2,363	7,255	70,092	124,019	53,662	14,564	39,771
Greece (*including* Crete)	814	458	512	328	689	97,327	106,155	1,20,268	48,158	78,557
Turkey, European	2,504	2,952	2,202	2,465	1,312	73,258	83,440	54,967	58,038	27,406
Turkey Asiatic	1,347	748	497	1,718	809	39,990	26,061	17,125	44,623	22,569
Syria	497	930	855	1,025	589	15,593	35,669	22,133	11,550	12,005
Maskat Territory and Trucial Oman	1,378	1,493	1,207	1,462	1,545	35,142	34,206	22,625	24,228	27,368
Other Native States in Arabia	1,016	1,662	2,997	2,488	2,128	34,678	43,675	58,677	44,121	36,768
Iraq	5,418	6,085	3,573	3,100	5,474	1,42,363	1,91,520	74,215	59,616	89,309
Persia	4,789	4,759	6,715	3,851	9,104	1,43,720	2,33,779	1,74,634	92,278	1,80,095
Java	100	325	104	96	19	4,304	9,853	1,779	3,016	405
China (*exclusive* of Hongkong and Macão)	11,443	6,537	9,696	5,640	8,754	53,801	30,397	39,879	11,610	31,919
Japan	26,718	29,563	32,302	35,879	32,502	1,68,411	1,79,138	1,67,767	1,66,384	1,32,839
Egypt	3,905	3,123	2,281	3,025	3,778	87,009	64,314	34,673	49,096	35 049
Morocco French	..	..	..	..	1,162	..	..	..	..	13,925
Portuguese East Africa	584	660	462	464	605	19,180	17,641	12,100	9,348	9,260
Italian East Africa (Somaliland and Eritrea)	93	210	62	84	86	3,100	5,460	[illegible] [1,806	1,771	1,583
United States of America—Pcl Atlantic Coast	311,158	278,708	208,419	203,150	246,920	16,84,495	13,81,004	7,94,555	8,82,051	10,50 888
,, Pacific ,,	1,676	..	..	100	..	7,459	6	..	800	..
Cuba	500	1,497	500	..	301	2,156	8,960	3,350	..	1,850
Other Foreign Countries	1,018	1,850	1,104	920	837	10,302	9,058	9,112	13,587	7,888
TOTAL FOREIGN COUNTRIES	768,715	724,674	625,062	618,326	689 653	57,18,944	53,88,768	38,11,541	35,97,864	36,17,909
Share of Bengal	*646,603*	*473,384*	*501,557*	*496,989*	*511,466*	*46,15,804*	*37,81,618*	*32,93,738*	*29,57,063*	*24,64,229*
,, *Bombay*	*791,297*	*838,182*	*707,904*	*593,780*	*719,820*	*54,80,748*	*55,32,385*	*44,18,245*	*36,86,950*	*43,26,765*
,, *Sind*	*2,634*	*723*	*594*	*503*	*666*	*48,264*	*13,122*	*6,476*	*6,533*	*7,281*
,, *Madras*	*53,359*	*115,677*	*104,491*	*87,627*	*127,843*	*5,34,030*	*7,63,678*	*6,06,587*	*6,21,524*	*7,00,725*
,, *Burma*	*39,916*	*42,434*	*32,931*	*26,346*	*31,626*	*7,54,898*	*8,08,765*	*3,73,276*	*2,72,353*	*3,60,041*
TOTAL	1,411,859	1,468,280	1,406,678	1,205,274	1,420,520	1,11,56,638	1,08,23,294	86,93,572	75,43,488	78,69,041
Earthenware and porcelain (*including* pipes of earthenware) (III. H)—										
Aden and Dependencies	—	—	—	—	—	25,280	17,400	16,167	10,878	18,944
Ceylon (*excluding* Maldives)	—	—	—	—	—	35,058	32,470	22,514	21,7.0	25,622
Straits Settlements	—	—	—	—	—	20,944	46,609	1,11,698	46,181	18,710
Hongkong	—	—	—	—	—	80	..	..	..	15,811
Other British Possessions	—	—	—	—	—	6,079	48,243	6,700	4,617	1,2[illegible]
TOTAL BRITISH EMPIRE	..	—	—	—	—	87,433	1,00,612	1,57,074	8 ,396	80,289
TOTAL FOREIGN COUNTRIES	—	—	—	—	—	3,429	4,132	434	3,206	[illegible]

No. 11—*continued*

ARTICLES AND COUNTRIES OF FINAL DESTINATION; ALSO SHARE OF EACH PROVINCE	QUANTITY					VALUE				
	1929-30	1930-31	1931-32	1932-33	1933-34	1929-30	1930-31	1931-32	1932-33	1933-34
						R	R	R	R	R
Earthenware and porcelain (including pipes of earthenware) (III. H)—*continued*										
Share of Bengal	—	—	—	—	—	*32,800*	*49,455*	*1,17,004*	*47,319*	*36,443*
„ *Bombay*	—	—	—	—	—	*29,974*	*30,938*	*17,623*	*16,291*	*19,537*
„ *Sind*	—	—	—	—	—	*411*	*546*	*115*	*96*	*25*
„ *Madras*	—	—	—	—	—	*36,979*	*33,469*	*22,415*	*21,755*	*24,714*
„ *Burma*	—	—	—	—	—	*1,033*	*536*	*351*	*149*	*176*
TOTAL	—	—	—	—	—	80,867	1,04,944	1,57,508	85,662	80,910
Feathers (II. S)—										
Hongkong	Lbs. 50,290	Lbs. 49,198	Lbs. 37,985	Lbs. 34,592	Lbs. 32,260	8,482	9,717	16,240	7,745	6,959
Other British Possessions	..	..	40	..	..	..	..	20	..	..
TOTAL BRITISH EMPIRE	50,290	49,198	38,025	34,592	32,260	8,482	9,717	16,240	7,745	6,959
Share of Bengal	..	..	*40*	..	..	..	..	*20*	..	..
„ *Burma*	*50,290*	*49,198*	*37,985*	*34,592*	*32,260*	*8,482*	*9,717*	*16,220*	*7,745*	*6,959*
TOTAL	50,290	49,198	38,025	34,592	32,260	8,482	9,717	16,240	7,745	6,959
Fibre for Brushes and Brooms (II. S)—	Tons	Tons	Tons	Tons	Tons					
United Kingdom (*including* Channel Islands)	868	776	984	1,190	1,228	3,39,274	3,01,649	3,51,648	4,06,538	3,98,544
Ceylon (*excluding* Maldives)	61	22	11	7	8	20,518	4,832	3,520	2,406	1,749
Commonwealth of Australia	72	73	42	113	95	33,710	30,631	19,503	40,828	32,985
New Zealand	29	23	13	34	55	14,240	9,114	4,410	13,531	15,858
Other British Possessions	7	12	15	10	5	2,825	4,117	6,009	3,825	1,970
TOTAL BRITISH EMPIRE	1,037	906	1,065	1,354	1,391	4,15,565	3,50,483	3,85,077	4,76,128	4,45,646
Sweden	1	1	..	23	18	200	600	..	8,785	8,681
Norway	25	30	26	12	15	10,605	12,540	10,810	8,515	5,500
Denmark	38	75	110	184	192	18,200	34,582	50,034	70,015	59,827
Germany	1,212	866	749	1,086	1,139	4,57,122	3,10,142	3,14,647	3,97,754	3,90,814
Netherlands	613	577	584	788	878	2,64,561	2,62,184	2,51,074	3,16,303	2,46,000
Belgium	1,512	1,539	1,260	1,195	1,132	6,14,986	5,79,040	4,87,459	4,69,976	3,44,002
France	236	195	102	232	214	89,509	78,609	66,227	73,078	59,960
Spain	2,148	51	59	34	60	36,908	14,650	16,850	10,374	13,852
Italy (*including* Fiume)	47	68	55	82	84	17,594	23,823	17,445	27,815	22,907
Greece (*including* Crete)	5	5	11	10	25	1,500	1,640	2,500	2,000	7,129
Japan	1,342	1,482	1,187	1,578	1,518	5,80,587	6,26,686	4,41,983	5,01,483	4,84,918
United States of America—Fed Atlantic Coast	670	572	395	445	668	2,66,306	2,12,346	1,46,711	1,97,882	2,27,867
„ Pacific „	119	129	57	86	135	39,234	34,306	16,518	25,481	32,749
Other Foreign Countries	5	5	8	23	21	1,641	2,061	3,034	7,760	6,540
TOTAL FOREIGN COUNTRIES	7,971	5,580	4,662	5,797	5,900	23,88,926	21,91,769	18,58,365	19,25,796	17,86,997
Share of Bengal	*2,143*	*66*	*54*	*19*	*67*	*36,800*	*23,256*	*18,980*	*4,879*	*23,918*
„ *Madras*	*6,165*	*6,459*	*5,674*	*7,221*	*7,224*	*27,71,591*	*25,58,692*	*20,23,446*	*21,97,963*	*21,49,173*
TOTAL	9,006	6,496	5,728	7,141	7,291	28,14,561	25,81,352	20,53,446	24,01,923	22,01,343
Fish (*excluding* canned fish)—	Cwts.	Cwts.	Cwts.	Cwts.	Cwts.					
Fish, dry, unsalted F. 4)— Ceylon (*excluding* Maldives)	68,436	66,706	81,881	1,07,025	94,952	7,34,943	10,41,829	12,98,210	15,61,180	12,19,943
Straits Settlements	2,634	1,243	702	261	299	30,960	42,041	28,965	10,982	3,919
Hongkong	2,771	3,248	4,844	2,078	1,111	1,45,878	1,87,780	2,04,537	75,878	42,303
Union of South Africa	966	1,034	905	905	1,150	45,946	42,746	36,964	19,971	29,746
Zanzibar and Pemba	4	..	8	225	1	170	..	50	7,387	25
Mauritius and Dependencies	3,886	3,647	3,634	3,332	3,716	85,237	1,05,969	89,646	70,343	77,972
Other British Possessions	118	191	69	62	60	3,640	5,750	1,764	1,926	1,556
TOTAL BRITISH EMPIRE	87,606	76,069	91,786	1,13,788	91,289	10,66,878	14,50,965	16,49,230	17,64,550	13,71,516

No. 11—*continued*

ARTICLES, AND COUNTRIES (FINAL DESTINATION) ALSO SHARE OF EACH PROVINCE	QUANTITY					VALUE				
	1929-30	1930-31	1931-32	1932-33	1933-34	1929-30	1930-31	1931-32	1932-33	1933-34
Fish (*excluding* canned fish)—*continued*						R	R	R	R	R
***Fish, dry, unsalted (I. A.)*—continued**										
Native States in Arabia, *other than* Muskat Territory and Trucial Oman	Cwts. 65	Cwts. 135	Cwts. 113	Cwts. 47	Cwts. 16	3,230	4,467	5,100	1,515	600
Siam	184	107	68	59	22	7,700	5,285	2,830	2,200	696
China (*exclusive of* Hongkong and Macáo)	215	100	54	84	36	13,463	5,000	2,500	1,836	670
Portuguese East Africa	490	639	566	318	858	19,125	20,137	15,386	8,247	17,992
Other Foreign Countries	28	25	23	12	15	800	4,425	725	350	234
TOTAL FOREIGN COUNTRIES	992	1,106	819	515	42	44,808	39,314	26,041	14,148	20,192
Share of Bengal	..	..	..	..	*16*	..	..	..	..	*411*
" *Bombay*	*6,664*	*6,866*	*6,626*	*4,891*	*5,661*	*2,02,902*	*2,07,112*	*1,63,853*	*1,04,338*	*1,10,881*
" *Sind*	*2,339*	*3,797*	*4,177*	*1,785*	*1,291*	*1,27,446*	*1,79,790*	*1,95,318*	*77,432*	*66,710*
" *Madras*	*47,199*	*65,613*	*80,688*	*105,667*	*84,465*	*6,77,302*	*10,62,960*	*12,72,200*	*15,40,582*	*12,12,374*
" *Burma*	*2,386*	*962*	*1,121*	*1,930*	*908*	*1,03,032*	*39,515*	*40,909*	*40,364*	*12,338*
TOTAL	58,588	77,235	92,607	114,278	92,831	11,10,680	14,89,867	16,75,280	17,62,706	13,91,708
***Fish, dry, salted (I. A.)*—**	Cwts.	Cwts.	Cwts.	Cwts.	Cwts.					
Ceylon (*excluding* Maldives)	221,197	184,120	140,185	92,384	125,250	49,59,101	42,52,151	28,54,775	19,35,428	23,21,214
Straits Settlements	378	715	431	357	978	12,021	14,865	8,758	9,415	14,516
Mauritius and Dependencies	175	7	117	95	1	5,750	150	1,850	1,787	33
Other British Possessions	180	232	94	102	44	5,057	4,076	2,242	2,630	952
TOTAL BRITISH EMPIRE	221,930	185,074	140,777	92,938	126,268	49,81,929	42,71,242	28,67,625	19,49,210	23,36,715
TOTAL FOREIGN COUNTRIES	29	78	25	56	92	1,320	1,587	1,145	1,038	2,164
Share of Bengal	*339*	*130*	*67*	*46*	*33*	*6,926*	*4,667*	*2,257*	*1,585*	*952*
" *Bombay*	*180*	*169*	*135*	*111*	*226*	*5,916*	*8,217*	*2,340*	*1,975*	*2,865*
" *Sind*	*34,403*	*33,558*	*26,074*	*29,258*	*33,742*	*10,53,109*	*10,36,688*	*7,45,090*	*7,41,457*	*8,40,100*
" *Madras*	*186,986*	*150,734*	*114,203*	*63,200*	*91,403*	*35,78,634*	*31,68,110*	*22,13,022*	*11,95,960*	*14,82,015*
" *Burma*	*143*	*531*	*323*	*356*	*967*	*4,765*	*11,247*	*6,061*	*9,271*	*12,547*
TOTAL	221,959	185,152	140,802	92,994	126,369	49,83,249	42,72,829	28,68,770	19,50,248	23,38,879
***Fishmaws and Sharkfins (I. A.)*—**	Cwts.	Cwts.	Cwts.	Cwts.	Cwts.					
United Kingdom (*excluding* Channel Islands)	1,220	1,677	845	1,018	1,366	2,68,277	3,04,270	1,29,481	1,32,588	1,76,194
Ceylon (*excluding* Maldives)	854	18	75	96	209	42,118	1,150	4,800	3,660	9,290
Straits Settlements	3,632	1,823	1,789	2,080	3,001	2,68,846	1,51,414	1,26,991	1,53,112	1,38,308
Hongkong	4,329	4,441	4,824	3,990	3,727	6,23,086	5,45,821	5,53,264	4,99,289	3,65,368
Other British Possessions	17	26	..	20	15	1,480	1,600	..	1,640	1 280
TOTAL BRITISH EMPIRE	9,552	7,982	7,533	7,204	7,318	12,03,807	10,04,255	8,14,536	7,90,289	6,90,432
China (*exclusive* of Hongkong and Macáo)	28	48	24	..	12	7,650	8,600	4,000	..	600
United States of America—										
Pd Atlantic Coast	89	196	..	..	..	5,240	7,350	..	..	..
Other Foreign Countries	10	10	6	1	1	510	800	100	150	100
TOTAL FOREIGN COUNTRIES	127	254	30	1	13	13,400	16,450	4,100	150	700
Share of Bengal	*172*	*135*	*196*	*72*	*134*	*26,963*	*16,063*	*22,787*	*5,909*	*9,240*
" *Bombay*	*2,668*	*2,319*	*1,914*	*2,924*	*1,496*	*3,22,643*	*3,25,040*	*2,52,466*	*3,02,985*	*2,17,936*
" *Sind*	*2,668*	*2,451*	*1,791*	*1,764*	*1,733*	*4,09,439*	*3,[illegible]*	*2,62,466*	*2,41,606*	*1,89,425*
" *Madras*	*1,979*	*1,942*	*1,282*	*1,469*	*1,660*	*1,95,[illegible]*	*1,[illegible]*	*1,14,629*	*1,17,294*	*1,31,[illegible]*
" *Burma*	*2,318*	*2,259*	*1,377*	*1,936*	*2,346*	*2,72,..29*	*2,53,853*	*1,33,943*	*1,23,444*	*1,42,952*
TOTAL	9,679	8,236	7,563	7,206	7,331	12,17,207	10,20,705	8,16,636	7,90,439	6,91,133

No. 11—*continued*

ARTICLES, AND COUNTRIES OF FINAL DESTINATION; ALSO SHARE OF EACH PROVINCE	QUANTITY					VALUE				
	1929-30	1930-31	1931-32	1932-33	1933-34	1929-30	1930-31	1931-32	1932-33	1933-34
Fish (excluding canned fish)—concluded						R	R	R	R	R
Fish, wet, salted (ngapi) (*I. A*)—	Cwts.	Cwts.	Cwts.	Cwts.	Cwts.					
Ceylon (*excluding* Maldives)	11,301	7,202	9,624	6,720	10,261	69,940	50,382	61,217	67,200	65,406
Share of Madras . .	*11,301*	*7,202*	*9,624*	*6,720*	*10,261*	*69,940*	*50,382*	*61,207*	*67,200*	*65,406*
,, *Burma* . .	..	..	..	..	..	..	..	10	..	..
TOTAL .	11,301	7,202	9,624	6,720	10,261	69,940	50,382	61,217	67,200	65,406
Total Fish **(excluding canned fish)—**	Cwts.	Cwts.	Cwts.	Cwts.	Cwts.					
United Kingdom (*including* Channel Islands) . .	1,370	1,701	880	1,030	1,402	2,72,708	3,05,398	1,80,480	1,82,883	1,77,094
Ceylon (*excluding* Maldives)	231,777	258,048	231,665	206,225	220,672	57,96,142	53,95,512	42,19,002	35,69,468	36,14,858
Straits Settlements . .	5,644	3,780	2,922	2,798	3,378	5,41,847	2,08,320	1,62,704	1,78,489	1,84,740
Hongkong . . .	7,601	7,693	9,481	6,139	4,840	7,68,787	7,03,721	7,60,366	5,76,747	4,08,661
Union of South Africa .	969	1,040	805	668	1,157	45,916	43,046	26,966	19,371	29,998
Zanzibar and Pemba . .	9	2	3	231	1	490	600	59	7,727	25
Mauritius and Dependencies	2,863	3,673	3,951	3,417	3,717	90,967	1,10,769	91,536	73,119	74,005
Other British Possessions .	156	395	65	112	74	5,191	8,566	1,482	3,458	2,662
TOTAL BRITISH EMPIRE .	300,389	276,327	249,722	220,630	235,236	73,22,048	67,75,932	58,92,617	48,56,257	44,64,069
Native States in Arabia, other than Maskat Territory and Trucial Oman .	65	135	113	47	17	3,230	4,467	3,100	1,515	610
Siam	184	210	69	95	43	7,700	5,949	2,430	2,438	700
China (*exclusive* of Hongkong and Macão) .	254	148	78	84	48	21,903	18,000	6,500	1,936	1,270
Portuguese East Africa .	503	649	572	213	918	19,725	20,637	15,636	8,847	19,972
United States of America—										
Pid Atlantic Coast . .	89	196	..	..	..	5,240	7,350	..	..	..
Other Foreign Countries .	43	160	42	33	21	1,836	6,348	1,620	1,300	844
TOTAL FOREIGN COUNTRIES.	1,138	1,498	874	572	1,047	59,028	57,351	31,286	15,836	23,064
Share of Bengal . .	*611*	*965*	*263*	*117*	*183*	*23,448*	*18,620*	*26,946*	*7,488*	*19,603*
,, *Bombay* . .	*9,483*	*9,372*	*8,676*	*7,026*	*7,252*	*5,21,683*	*5,24,499*	*4,41,769*	*4,01,606*	*3,30,181*
,, *Sind* . . .	*39,355*	*39,306*	*32,545*	*23,301*	*26,316*	*16,20,042*	*16,33,218*	*12,06,276*	*10,66,496*	*10,35,218*
,, *Madras* . .	*167,463*	*224,580*	*205,792*	*176,996*	*187,789*	*6,76,659*	*43,92,497*	*38,81,263*	*29,21,846*	*30,99,276*
,, *Burma* . .	*4,846*	*3,803*	*3,321*	*4,253*	*4,213*	*3,30,006*	*2,06,614*	*2,13,968*	*1,73,189*	*1,66,231*
TOTAL	301,527	277,825	250,596	221,192	236,253	73,81,076	68,33,248	64,23,948	55,70,503	54,97,125
Fodder, Bran, and Pollards (*excluding* oilcake)—										
Rice bran (*II. C*)—	Tons	Tons	Tons	Tons	Tons					
United Kingdom (*including* Channel Islands) . .	166,891	166,140	151,635	177,702	218,[illegible]	[illegible]	46,60,457	48,15,411	53,06,044	57,58,872
Ceylon (*excluding* Maldives)	1,107	1,390	1,532	2,053	2,418	60,278	62,587	64,702	99,[illegible]	62,154
Straits Settlements . .	29,073	35,905	17,471	7,373	15,447	13,21,245	9,82,145	3,64,787	1,[illegible],915	3,54,898
Federated Malay States .	1,775	12,778	8,653	1,247	5,950	69,221	3,16,945	2,34,947	34,562	94,875
Hongkong	3,737	17,049	1,145	197	1,063	1,49,577	4,12,461	25,819	10,962	15,700
Other British Possessions .	37	..	..	20	16	1,742	..	..	486	125
TOTAL BRITISH EMPIRE .	222,620	233,260	211,484	189,262	243,407	1,00,[illegible],871	64,02,515	54,89,366	54,51,177	61,86,819

No. 11—*continued*

ARTICLES, AND COUNTRIES OF FINAL DESTINATION; ALSO SHARE OF EACH PROVINCE	QUANTITY					VALUE				
	1929-30	1930-31	1931-32	1932-33	1933-34	1929-30	1930-31	1931-32	1932-33	1933-34
						R	R	R	R	R
Fodder, Bran, and Pollards (*excluding oilcake*)—*continued*										
Rice bran (II.C)—continued	Tons	Tons	Tons	Tons	Tons					
Sweden	..	..	..	..	502	..	..	..	..	6,875
Norway	450	1,539	2,567	2,699	683	14,720	31,271	82,182	87,401	9,319
Germany	12,351	11,691	44,273	20,867	1,055	5,96,171	2,84,431	10,11,451	6,67,416	14,637
Netherlands	1,751	2,250	8,593	2,829	150	70,001	81,057	2,35,584	90,619	2,211
Belgium	300	200	4,109	400	857	10,812	3,918	1,01,839	8,845	11,316
Sumatra	459	906	1,105	..	..	19,073	23,635	8,542	..	..
Siam	1,702	1,738	1,875	223	14	1,05,843	70,471	57,765	7,397	250
Other Foreign Countries	..	..	1	18	..	..	..	24	489	..
TOTAL FOREIGN COUNTRIES	17,013	18,324	62,523	27,036	3,260	8,16,125	4,94,783	14,96,897	8,62,167	44,608
Share of Bengal	..	..	*24*	*534*	*179*	..	..	*689*	*11,026*	*3,593*
" *Bombay*	..	..	..	*34*	..	..	..	..	*5,072*	..
" *Madras*	*3,796*	*833*	*792*	*1,205*	*1,519*	*1,63,056*	*30,330*	*24,605*	*45,384*	*44,080*
" *Burma*	*235,837*	*250,701*	*272,143*	*214,475*	*244,969*	*1,07,26,890*	*66,67,968*	*69,60,999*	*64,51,862*	*41,81,454*
TOTAL	239,633	251,534	272,959	216,298	246,667	1,08,89,956	68,98,298	69,86,268	65,13,344	42,29,127
Other sorts of Bran and Pollards (II. C)—	Tons	Tons	Tons	Tons	Tons					
United Kingdom (*including Channel Islands*)	4	..	..	398	306	373	25	..	31,680	35,924
Aden and Dependencies	513	583	573	409	403	67,053	41,065	33,830	29,058	28,235
Bahrein Islands	322	172	93	143	205	28,682	12,897	5,640	9,575	14,050
Ceylon (*excluding* Maldives)	4,740	5,504	5,049	4,077	4,718	4,45,159	3,94,895	3,04,138	3,57,721	2,91,025
Straits Settlements	124	128	131	138	187	17,519	14,712	10,538	8,481	10,403
Anglo Egyptian Sudan	..	..	410	..	..	..	..	26,460	..	..
Somaliland Protectorate	88	50	113	68	..	3,400	4,800	6,700	6,600	..
Mauritius and Dependencies	715	906	248	334	614	74,996	60,907	14,845	18,241	28,819
Other British Possessions	16	16	11	10	10	2,290	1,794	1,382	1,253	1,137
TOTAL BRITISH EMPIRE	6,471	7,449	6,028	6,477	6,533	6,39,481	5,31,995	4,08,533	4,63,609	4,09,683
Germany	102	..	299	150	..	8,768	144	7,025	5,150	..
Muskat Territory and Trucial Oman	303	106	103	105	111	31,117	7,733	7,779	5,871	7,160
Other Native States in Arabia	503	459	226	19	30	76,861	68,508	19,377	1,550	2,365
Egypt	195	565	..	..	..	16,000	46,514	..	..	..
Italian East Africa (Somaliland and Eritrea)	49	..	..	..	..	7,900	..	..	..	..
French Somaliland	188	..	..	..	..	37,500	..	..	..	..
Other Foreign Countries	15	138	1	1	..	2,055	8,358	100	50	12
TOTAL FOREIGN COUNTRIES	1,355	1,268	629	275	141	1,74,501	131,257	34,281	12,621	9,537
Share of Bengal	*3,410*	*1,697*	*1,994*	*1,443*	*1,832*	*3,35,529*	*1,48,740*	*1,14,364*	*90,597*	*93,721*
" *Bombay*	*1,335*	*970*	*353*	*463*	*191*	*2,05,827*	*1,24,182*	*37,214*	*46,433*	*16,726*
" *Sind*	*1,399*	*3,373*	*3,649*	*3,042*	*2,535*	*1,34,758*	*2,44,000*	*1,61,131*	*2,04,144*	*1,72,278*
" *Madras*	*1,645*	*2,603*	*2,150*	*1,693*	*1,834*	*1,24,719*	*1,35,979*	*1,17,724*	*1,28,333*	*1,26,617*
" *Burma*	*34*	*75*	*106*	*113*	*182*	*3,152*	*6,151*	*7,381*	*5,724*	*9,979*
TOTAL	7,826	8,717	7,357	6,752	6,674	8,13,083	6,62,352	4,37,814	4,75,230	4,19,220
Rice meal and Dust (II. C) (a)—										
United Kingdom (*including Channel Islands*)	—	—	—	—	557	—	—	—	—	11,119
TOTAL FOREIGN COUNTRIES	—	—	—	—	102	—	—	—	—	1,600
Share of Bengal	—	—	—	—	*7*	—	—	—	—	*121*
" *Burma*	—	—	—	—	*647*	—	—	—	—	*12,492*
TOTAL	—	—	—	—	659	—	—	—	—	12,719

(a) Separately recorded from 1933-34.

No. 11—*continued*

ARTICLES, AND COUNTRIES OF FINAL DESTINATION; ALSO SHARE OF EACH PROVINCE	QUANTITY					VALUE				
	1929-30	1930-31	1931-32	1932-33	1933-34	1929-30	1930-31	1931-32	1932-33	1933-34
Fodder, Bran and Pollards (*excluding* oilcake)—*continued*						R	R	R	R	R
Other sorts of Fodder (H. C)—	Tons	Tons	Tons	Tons	Tons					
United Kingdom	951	301	654	379	..	39,172	4,245	16,340	8,339	..
Ceylon	273	384	300	5	3	40,967	61,310	37,068	243	330
Straits Settlements	139	210	31	6	7	19,598	20,921	4,813	320	183
Hongkong	..	421	..	..	..	80	11,600	..	..	..
Other British Possessions	5	1	..	1	..	500	60	..	50	..
TOTAL BRITISH EMPIRE	1,357	1,317	985	391	10	1,00,371	98,136	58,221	9,452	513
Germany	1,288	232	619	1,350	12	51,874	5,821	20,148	30,230	630
Philippine Islands and Guam	30	71	70	..	15	4,800	11,544	11,200	..	1,200
Other Foreign Countries	21	..	..	2	..	2,159	117	14	251	..
TOTAL FOREIGN COUNTRIES	1,339	303	689	1,352	27	58,833	17,482	31,362	30,491	2,023
Share of Bengal	*2,320*	*830*	*1,142*	*1,736*	*21*	*1,18,718*	*97,351*	*76,537*	*39,194*	*1,649*
,, *Bombay*	*10*	..	..	*4*	*10*	*1,674*	*71*	*6*	*618*	*636*
,, *Sind*	*12*	..	..	*1*	*1*	*610*	*11*	*14*	*53*	*20*
,, *Madras*	..	*2*	..	..	..	..	*117*	..	..	..
,, *Burma*	*354*	*798*	*532*	*2*	*5*	*18,252*	*18,067*	*14,636*	*172*	*86*
TOTAL	2,096	1,620	1,674	1,743	37	1,59,204	1,16,618	90,183	40,043	2,341
Total Fodder, Bran, and Pollards (excluding oilcake)—	Tons	Tons	Tons	Tons	Tons					
United Kingdom (*including* Channel Islands)	187,846	166,441	182,289	178,479	219,545	85,51,106	46,64,727	48,31,751	54,06,063	58,03,915
Aden and Dependencies	513	583	573	409	403	67,053	41,065	33,830	29,058	28,236
Bahrein Islands	322	172	93	144	206	28,582	12,697	5,640	9,525	14,050
Ceylon (*excluding* Maldives)	6,119	7,368	6,881	7,065	7,136	5,26,391	4,98,792	3,85,908	4,27,462	3,58,809
Straits Settlements	29,326	30,243	17,633	7,617	15,641	13,58,497	9,97,778	3,80,088	1,66,218	2,65,660
Federated Malay States	1,778	12,779	8,653	1,287	5,851	49,716	3,15,045	2,28,897	38,582	94,785
Hongkong	3,737	17,470	1,145	798	1,093	1,49,672	4,85,061	25,419	19,843	15,700
Somaliland Protectorate	38	50	113	68	..	3,400	4,800	6,700	6,600	..
Anglo-Egyptian Sudan	..	..	410	..	..	..	..	25,460	..	..
Mauritius and Dependencies	754	906	248	354	624	76,912	80,907	14,845	18,787	29,944
Other British Possessions	15	14	11	9	9	2,254	1,674	1,282	1,072	1,077
TOTAL BRITISH EMPIRE	230,448	242,026	218,049	196,130	250,507	1,04,13,063	70,32,746	59,51,120	61,22,238	66,05,254
Sweden	..	..	..	..	504	..	..	..	..	6,943
Norway	450	1,539	2,567	2,699	683	14,730	51,271	82,182	87,401	9,319
Germany	13,741	11,925	45,191	22,367	1,067	6,51,913	7,80,396	10,38,484	7,07,886	12,446
Netherlands	1,751	2,250	5,503	2,829	150	70,001	81,067	2,85,504	90,619	2,311
Belgium	310	209	4,109	400	987	11,952	5,818	1,01,330	8,948	12,806
Muskat Territory and Trucial Oman	315	196	103	105	111	21,727	7,744	7,798	5,874	7,180
Other Native States in Arabia	503	450	226	19	30	76,861	68,108	19,277	1,540	2,366
Sumatra	450	906	1,106	..	..	19,073	23,635	5,562	..	..
Siam	1,702	1,739	1,676	224	14	1,76,438	70,541	57,955	7,447	250
Philippines	30	71	70	..	15	4,800	11,544	11,200	..	1,200
Egypt	195	565	1	..	..	18,990	66,514	24	..	..
Italian East Africa (Somaliland and Eritrea)	57	..	..	..	..	9,700	..	..	..	..
French Somaliland	188	..	..	..	..	27,500	..	..	..	..
Other Foreign Countries	6	135	..	20	..	961	8,994	..	747	12
TOTAL FOREIGN COUNTRIES	19,707	19,898	63,841	28,663	3,570	10,49,459	643,522	15,63,160	9,05,379	57,773

No. 11—*continued*

ARTICLES, AND COUNTRIES OF FINAL DESTINATION; ALSO SHARE OF EACH PROVINCE	QUANTITY					VALUE				
	1929-30	1930-31	1931-32	1932-33	1933-34	1929-30	1930-31	1931-32	1932-33	1933-34
						R	R	R	R	R
Fodder, Bran and Pollards (excluding oilcake)—concluded										
Total Fodder, Bran and Pollards (excluding oilcake)—continued										
Share of Bengal	*5,730*	*2,517*	*3,136*	*3,718*	*2,139*	*4,74,317*	*2,46,092*	*1,89,901*	*1,40,817*	*99,181*
" *Bombay*	*1,348*	*970*	*332*	*550*	*201*	*2,07,401*	*1,24,553*	*37,879*	*52,122*	*17,560*
" *Sind*	*1,411*	*3,373*	*2,649*	*3,043*	*2,536*	*1,35,365*	*3,44,011*	*1,61,145*	*2,04,197*	*1,72,308*
" *Madras*	*5,441*	*3,487*	*2,942*	*2,898*	*3,353*	*2,97,785*	*1,69,436*	*1,42,329*	*1,73,717*	*1,70,597*
" *Burma*	*236,226*	*251,574*	*272,781*	*214,690*	*245,808*	*1,07,68,274*	*68,92,186*	*69,83,006*	*64,57,764*	*42,03,961*
TOTAL	250,155	261,921	281,890	224,793	254,037	1,18,63,142	76,76,268	75,14,260	70,28,617	46,63,607
Fruits and Vegetables—										
Fresh Fruits and Vegetables—										
Fresh fruits—	No.	No.	No.	No.	No.					
Coconuts (I. B)—										
TOTAL BRITISH EMPIRE	11,642	20,656	11,280	1,050	3,799	1,996	1,178	841	190	200
Iraq	87,050	105,000	109,900	105,264	208,200	8,201	7,310	6,943	7,142	8,032
Other Foreign Countries	62,474	42,572	6,000	6,220	17,440	5,413	2,827	403	386	647
TOTAL FOREIGN COUNTRIES	140,524	147,572	115,900	111,484	225,640	13,614	10,137	7,346	7,528	9,279
Share of Bengal	*3,470*	*6,700*	*11,180*	*700*	*3,180*	*1,832*	*625*	*835*	*100*	*177*
" *Bombay*	*134,422*	*119,548*	*104,650*	*105,924*	*187,050*	*12,585*	*8,391*	*6,542*	*7,124*	*7,053*
" *Sind*	*11,074*	*21,600*	*10,350*	*4,910*	*27,800*	*896*	*1,606*	*789*	*618*	*1,975*
" *Madras*	*7,000*	*20,380*	*1,000*	*1,900*	*11,409*	*305*	*693*	*30*	*76*	*274*
TOTAL	*161,166*	168,228	127,180	113,434	229,439	15,609	11,315	8,187	7,718	9,479
Others (I. B)—										
United Kingdom (*including* Channel Islands)	—	—	—	—	—	6,910	5,998	4,663	24,672	24,938
Aden and Dependencies	—	—	—	—	—	20,918	26,734	25,593	20,181	22,725
Bahrein Islands	—	—	—	—	—	1,948	1,076	5,299	6,782	14,998
Ceylon (*excluding* Maldives)	—	—	—	—	—	41,525	18,636	19,721	5,862	8,440
Straits Settlements	—	—	—	—	—	57,304	31,977	14,377	6,265	5,718
Federated Malay States	—	—	—	—	—	5,032	3,335	2,784	126	148
Other British Possessions	—	—	—	—	—	3,433	1,729	2,674	2,619	1,960
TOTAL BRITISH EMPIRE	—	—	—	—	—	1,45,970	86,486	75,011	66,507	78,922
France	—	—	—	—	—	2,175	1,708	2,103	29,061	1,72,279
Muskat Territory and Trucial Oman	—	—	—	—	—	648	2,811	6,464	7,549	21,028
Other Native States in Arabia	—	—	—	—	—	2,887	1,181	950	388	5,880
Iraq	—	—	—	—	—	72,248	48,068	38,978	56,567	59,923
Persia	—	—	—	—	—	5,787	4,856	3,551	4,853	10,158
Henjam Island	—	—	—	—	—	23,209	27,092	23,814	23,360	40,499
Other Foreign Countries	—	—	—	—	—	2,244	847	569	549	3,308
TOTAL FOREIGN COUNTRIES	—	—	—	—	—	1,06,598	86,059	75,514	1,22,327	3,13,064
Share of Bengal	—	—	—	—	—	*14,868*	*2,986*	*1,668*	*1,716*	*280*
" *Bombay*	—	—	—	—	—	*1,53,552*	*1,23,529*	*1,14,976*	*1,66,171*	*3,72,599*
" *Sind*	—	—	—	—	—	*1,127*	*1,332*	*1,065*	*1,107*	*2,129*
" *Madras*	—	—	—	—	—	*32,265*	*44,476*	*32,501*	*19,299*	*13,766*
" *Burma*	—	—	—	—	—	*2,341*	*813*	*403*	*549*	*3,221*
TOTAL	—	—	—	—	—	2,54,563	1,72,845	1,50,525	1,88,834	3,91,996

No. 11—*continued*

ARTICLES, AND COUNTRIES OF FINAL DESTINATION; ALSO SHARE OF EACH PROVINCE	QUANTITY					VALUE				
	1929-30	1930-31	1931-32	1932-33	1933-34	1929-30	1930-31	1931-32	1932-33	1933-34
						R	R	R	R	R
Fruits and Vegetables—*continued*										
Fresh Fruits and Vegetables—continued										
Fresh vegetables of all kinds—Onions (I. B)—	Cwts.	Cwts.	Cwts.	Cwts.	Cwts.					
Aden and Dependencies	1,010	1,140	2,372	2,595	676	7,350	7,736	15,382	14,148	2,647
Ceylon (*excluding* Maldives)	538,672	515,796	466,317	578,293	493,659	17,93,923	20,56,771	12,10,870	13,70,63[illegible]	12,73,966
Straits Settlements	270,819	241,457	291,822	217,821	186,675	12,16,483	10,40,238	11,67,644	8,90,[illegible]	8,95,787
Federated Malay States	24,227	27,489	27,066	15,841	13,327	1,19,710	1,35,708	1,29,083	77,[illegible]	65,556
Hongkong	15,524	3,899	6,274	18,589	6,747	62,460	14,937	21,769	78,71[illegible]	29,000
Zanzibar and Pemba	5,846	5,082	6,276	12,062	3,732	42,566	35,660	40,257	82,305	16,072
Kenya Colony	3,013	2,603	2,770	2,627	2,227	25,032	20,259	24,922	14,647	12,155
Tanganyika Territory	1,547	1,960	1,681	2,565	1,243	10,539	13,158	10,596	11,591	5,442
Mauritius and Dependencies	1,589	2,659	2,509	1,571	..	10,108	15,494	15,830	7,641	..
Seychelles	1,336	1,279	1,073	1,441	1,405	7,232	5,970	6,744	6,186	6,127
Other British Possessions	137	154	383	303	21	626	598	1,542	1,707	230
TOTAL BRITISH EMPIRE	858,670	803,503	810,052	853,647	668,721	22,96,022	23,46,519	26,42,940	25,36,192	20,09,874
Native States in Arabia other than Muskat Territory and Trucial Oman	610	67	905	656	27	3,030	317	5,204	3,205	139
Persia	1,171	627	..	3	2	6,323	2,762	..	8	6
Japan	3,340	..	..	..	..	18,302	..	..	..	..
Portuguese East Africa	3,308	1,582	3,190	2,625	2,502	19,915	9,260	15,000	12,180	9,276
Other Foreign Countries	1,161	1,386	767	1,652	381	6,400	6,856	3,814	5,419	1,461
TOTAL FOREIGN COUNTRIES	9,590	3,662	4,852	4,936	2,912	49,051	19,195	23,718	20,962	10,882
Share of Bengal	*360*	*216*	*493*	..	..	*1,800*	*1,377*	*2,888*	..	..
„ *Bombay*	*205,135*	*186,543*	*154,555*	*195,238*	*130,742*	*5,48,749*	*7,27,122*	*6,79,902*	*7,21,765*	*5,11,616*
„ *Sind*	*1,560*	*2,190*	*1,303*	*2,670*	*621*	*5,481*	*5,973*	*6,122*	*5,195*	*2,161*
„ *Madras*	*661,212*	*618,220*	*658,553*	*650,475*	*534,333*	*24,86,318*	*26,27,560*	*29,78,948*	*24,26,804*	*14,53,676*
„ *Burma*	*3*	*1*	..	..	*937*	*25*	*12*	..	..	*3,909*
TOTAL	868,260	807,170	814,904	858,583	666,633	23,45,073	23,65,714	23,66,680	23,37,154	20,20,286
Other kinds (I. B)—										
Bahrein Islands	—	—	—	—	—	7,118	2,563	2,501	15,734	3,740
Aden and Dependencies	—	—	—	—	—	1,110	186	804	560	14,849
Ceylon (*excluding* Maldives)	—	—	—	—	—	6,51,569	4,26,807	4,21,609	4,48,[illegible]6	3,76,186
Straits Settlements	—	—	—	—	—	8,970	6,434	17,546	5,129	24,708
Other British Possessions	—	—	—	—	—	9,087	9,49[illegible]	11,959	[illegible],927	9,916
TOTAL BRITISH EMPIRE	—	—	—	—	—	6,78,854	6,45,158	6,54,220	4,76,646	4,84,390
Muskat territory and trucial Oman	—	—	—	—	—	3,735	3,147	3,343	4,720	6,414
Iraq	—	—	—	—	—	74,226	50,119	54,916	61,[illegible]48	54,661
Persia	—	—	—	—	—	13,661	4,777	22	470	2,858
Henjam Island	—	—	—	—	—	8,164	10,180	5,467	8,479	9,419
United States of America—Pcf Atlantic Coast	—	—	—	—	—	..	..	6,726	..	809
Other Foreign Countries	—	—	—	—	—	84[illegible]	2 991	745	1,246	5,144
TOTAL FOREIGN COUNTRIES	—	—	—	—	—	96,243	80,236	71,229	76,113	92,222
Share of Bengal	—	—	—	—	—	*30,780*	*22,164*	*9,624*	*806*	*6,491*
„ *Bombay*	—	—	—	—	—	*40,846*	*41,121*	*37,666*	*16,[illegible]*	*48,167*
„ *Sind*	—	—	—	—	—	*99,874*	*1,11,945*	*90,170*	*1,18,[illegible]*	*100,424*
„ *Madras*	—	—	—	—	—	*6,11,127*	*1,48,925*	*5,20,807*	*2,[illegible],[illegible]*	*544,186*
„ *Burma*	—	—	—	—	—	*2,930*	*100*	*28,918*	*12,164*	*26,274*
TOTAL	—	—	—	—	—	7,78,[illegible]07	6,2[illegible],414	6,26,449	5,51,[illegible]6	5,28,8[illegible]

No. 11—*continued*

ARTICLES, AND COUNTRIES OF FINAL DESTINATION; ALSO SHARE OF EACH PROVINCE	QUANTITY					VALUE				
	1929-30	1930-31	1931-32	1932-33	1933-34	1929-30	1930-31	1931-32	1932-33	1933-34
						R	R	R	R	R
Fruits and Vegetables—*continued*										
Fresh Fruits and Vegetables —*concluded*										
Total Value of Fresh Fruits and Vegetables—										
United Kingdom (*including* Channel Islands)	—	—	—	—	—	6,947	6,941	7,188	26,247	26,266
Aden and Dependencies	—	—	—	—	—	38,378	34,656	41,581	34,930	40,071
Bahrein Islands	—	—	—	—	—	9,528	4,252	7,806	22,528	23,881
Ceylon (*excluding* Maldives)	—	—	—	—	—	24,87,017	24,96,914	16,52,200	18,30,400	16,58,674
Straits Settlements	—	—	—	—	—	12,82,257	10,76,739	11,99,467	9,10,932	6,26,228
Federated Malay States	—	—	—	—	—	1,26,026	1,41,769	1,35,569	78,568	68,561
Hongkong	—	—	—	—	—	62,783	14,878	21,920	78,912	29,078
Zanzibar and Pemba	—	—	—	—	—	43,220	36,555	40,429	53,375	18,272
Kenya Colony	—	—	—	—	—	27,313	22,372	26,417	17,085	14,187
Tanganyika Territory	—	—	—	—	—	10,651	13,808	10,993	12,219	5,912
Mauritius and Dependencies	—	—	—	—	—	11,501	20,029	16,580	9,980	25
Seychelles	—	—	—	—	—	8,272	7,219	4,834	6,186	6,252
Other British Possessions	—	—	—	—	—	8,493	1,038	8,028	1,883	5,379
TOTAL BRITISH EMPIRE	—	—	—	—	—	41,22,341	38,77,371	31,73,012	30,78,535	25,22,786
France	—	—	—	—	—	2,175	1,705	2,218	29,061	1,72,279
Muskat Territory and Trucial Oman	—	—	—	—	—	9,212	7,244	11,146	13,253	28,477
Other Native States in Arabia	—	—	—	—	—	6,290	3,262	6,869	4,845	10,357
Iraq	—	—	—	—	—	1,54,820	1,18,356	1,02,432	1,29,464	1,25,716
Persia	—	—	—	—	—	29,517	14,369	2,583	5,331	13,017
Honjam Island	—	—	—	—	—	29,648	37,822	29,271	31,913	61,108
Japan	—	—	—	—	—	13,393	415	..	40	..
Portuguese East Africa	—	—	—	—	—	20,090	9,260	15,000	12,290	9,331
United States of America—										
Vid Atlantic Coast	—	—	—	—	—	..	..	6,736	82	2,365
Other Foreign Countries	—	—	—	—	—	4,356	3,184	1,552	650	2,907
TOTAL FOREIGN COUNTRIES	—	—	—	—	—	2,69,501	1,95,617	1,77,807	2,26,929	4,25,557
Share of Bengal	—	—	—	—	—	*28,931*	*37,695*	*14,787*	*2,622*	*6,353*
,, *Bombay*	—	—	—	—	—	*10,65,472*	*8,90,154*	*7,28,507*	*9,29,572*	*9,49,226*
,, *Sind*	—	—	—	—	—	*1,10,733*	*1,23,019*	*97,806*	*1,62,667*	*1,07,049*
,, *Madras*	—	—	—	—	—	*31,32,215*	*30,21,904*	*24,21,273*	*21,97,389*	*18,43,073*
,, *Burma*	—	—	—	—	—	*4,386*	*325*	*23,443*	*13,714*	*23,104*
TOTAL	—	—	—	—	—	43,91,842	40,72,988	33,50,819	33,05,464	29,48,843
Fruits and vegetables : dried, salted or preserved —	Tons	Tons	Tons	Tons	Tons					
All sorts (I. B)—										
United Kingdom (*including* Channel Islands)	524	556	238	201	695	4,05,921	2,00,837	1,29,883	1,55,696	4,38,750
Gibraltar	..	..	..	8	..	..	..	..	11,245	..
Aden and Dependencies	164	125	148	147	149	52,582	38,116	41,643	31,345	27,758
Bahrein Islands	159	85	22	87	25	32,610	7,989	3,730	9,878	4,389
Ceylon (*excluding* Maldives)	3,497	1,860	2,010	2,198	2,626	5,06,909	2,55,795	2,34,222	2,34,768	3,83,612
Straits Settlements	1,130	657	1,236	624	990	2,06,636	1,18,923	2,12,298	1,13,808	1,54,182
Federated Malay States	236	105	301	106	207	49,568	38,762	53,209	20,153	28,008
Hongkong	44	29	76	149	138	31,553	17,904	41,686	61,241	46,785
Union of S. Africa	310	232	211	149	210	39,854	27,681	23,213	18,144	17,158
Zanzibar and Pemba	27	15	17	16	14	14,745	8,848	10,734	8,508	6,550
Kenya Colony	14	11	16	14	12	8,447	6,342	6,898	6,054	3,918
Anglo-Egyptian Sudan	21	17	14	12	23	5,270	4,956	4,105	2,645	5,005
Mauritius and Dependencies	86	56	88	71	58	15,939	8,444	12,106	7,342	5,243

No. 11—*continued*

ARTICLES, AND COUNTRIES OF FINAL DESTINATION; ALSO SHARE OF EACH PROVINCE	Quantity					Value				
	1929-30	1930-31	1931-32	1932-33	1933-34	1929-30	1930-31	1931-32	1932-33	1933-34
Fruits and Vegetables—*continued*						R	R	R	R	R
Fruits and vegetables: dried, salted or preserved—contd.										
All sorts (I. B)—*continued*	Tons	Tons	Tons	Tons	Tons					
Canada—										
Vid Atlantic Coast	..	4	1	7	6	..	3,271	625	11,092	5,084
„ Pacific „	1	2	..	..	1	1,870	3,750	..	..	625
Commonwealth of Australia	35	5	18	21	18	26,011	805	2,918	3,348	2,607
New Zeland	1	1	..	2	15	297	318	80	2,974	15,597
Fiji Islands	20	76	36	52	66	4,660	7,833	3,378	5,896	5,099
Other British Possessions	23	19	19	23	47	8,314	5,244	6,426	5,729	7,307
TOTAL BRITISH EMPIRE	6,296	3,955	4,449	3,892	5,300	14,12,196	7,52,818	7,87,266	7,14,373	11,59,333
Denmark	5	6	36	3	5	1,250	891	6,118	626	488
Germany	240	276	212	180	166	1,76,692	96,778	88,180	41,076	28,391
Netherlands	21	16	15	12	54	2,962	2,489	2,335	1,644	27,273
Belgium	70	28	28	50	70	66,765	24,674	30,790	25,640	64,840
France	384	429	311	185	413	3,02,602	2,79,489	2,16,906	92,846	2,30,413
Italy (*including* Fiume)	674	339	344	456	212	1,77,861	71,808	68,970	75,145	37,283
Syria	79	47	112	62	49	23,067	8,868	20,061	11,906	6,830
Maskat Territory and Trucial Oman	295	231	109	321	193	57,950	35,878	21,813	43,186	21,181
Other Native States in Arabia	305	248	204	178	204	73,746	49,397	46,406	27,838	27,428
Iraq	1,376	808	757	1,783	857	2,46,034	1,48,209	1,14,846	2,39,795	1,02,736
Persia	311	188	104	336	71	67,044	28,706	18,960	43,231	9,734
Egypt	886	901	466	612	637	1,78,333	1,51,277	68,040	96,166	89,545
Italian East Africa (Somaliland and Eritrea)	21	19	24	32	36	7,521	6,970	5,094	7,166	6,304
United States of America—										
Vid Atlantic Coast	1,227	1,001	2,843	1,443	4,040	17,20,857	20,72,400	28,18,866	18,70,040	46,26,202
„ Pacific „	94	146	210	200	407	1,40,807	3,16,718	3,20,608	2,61,908	5,08,545
Other Foreign Countries	48	36	19	60	55	17,069	10,107	9,334	15,218	15,696
TOTAL FOREIGN COUNTRIES	6,004	5,292	5,684	5,863	7,479	22,57,543	31,49,020	43,98,561	29,32,816	57,97,847
Share of Bengal	*3,199*	*1,942*	*1,881*	*2,206*	*2,349*	*5,81,000*	*2,55,650*	*2,49,965*	*2,54,621*	*3,18,788*
„ *Bombay*	*2,014*	*1,196*	*1,261*	*1,536*	*2,146*	*7,51,478*	*3,73,526*	*3,53,382*	*3,51,955*	*39,46,291*
„ *Sind*	*24*	*48*	*38*	*65*	*506*	*5,663*	*7,538*	*6,996*	*7,076*	*1,93,706*
„ *Madras*	*6,485*	*5,502*	*6,915*	*6,357*	*7,198*	*23,99,455*	*31,59,276*	*30,42,981*	*29,49,708*	*54,43,679*
„ *Burma*	*559*	*661*	*241*	*91*	*350*	*35,221*	*1,08,453*	*29,402*	*11,464*	*46,959*
TOTAL	12,302	9,247	10,233	9,758	12,779	44,69,739	19,01,848	86,80,827	34,46,687	69,67,170
Total Value of Fruits and Vegetables—										
United Kingdom (including Channel Islands)	—	—	—	—	—	4,12,879	2,07,778	1,87,071	1,61,943	4,54,016
Gibraltar	—	—	—	—	—	..	..	..	11,251	6
Aden and Dependencies	—	—	—	—	—	90,960	78,772	88,234	64,276	67,889
Bahrein Islands	—	—	—	—	—	42,138	12,241	11,536	22,454	28,270
Ceylon (excluding Maldives)	—	—	—	—	—	29,98,930	27,82,709	18,48,522	20,67,458	27,43,246
Straits Settlements	—	—	—	—	—	14,58,893	11,46,662	14,11,766	10,24,760	7,80,110
Federated Malay States	—	—	—	—	—	1,75,764	1,80,581	1,58,778	99,721	60,563
Hongkong	—	—	—	—	—	94,286	72,788	63,508	1,35,138	75,943
Union of South Africa	—	—	—	—	—	60,139	28,241	24,913	18,230	17,176
Zanzibar and Pemba	—	—	—	—	—	57,965	45,268	51,163	62,880	24,872
Kenya Colony	—	—	—	—	—	31,760	28,715	23,215	22,139	18,121
Tanganyika Territory	—	—	—	—	—	11,725	16,015	13,292	13,658	8,289
Anglo-Egyptian Sudan	—	—	—	—	—	7,152	5,068	5,670	3,754	5,746
Mauritius and Dependencies	—	—	—	—	—	27,440	25,473	20,646	17,822	8,288
Seychelles	—	—	—	—	—	9,787	9,729	6,194	7,236	6,912

No. 11—*continued*

ARTICLES, AND COUNTRIES OF FINAL DESTINATION; ALSO SHARE OF EACH PROVINCE	QUANTITY					VALUE				
	1929-30	1930-31	1931-32	1932-33	1933-34	1929-30	1930-31	1931-32	1932-33	1933-34
						R	R	R	R	R
Fruits and Vegetables—*concluded*										
Total value of Fruits and Vegetables—continued										
Canada—										
Vid Atlantic Coast	—	—	—	—	—	..	3,271	625	11,092	7,164
„ Pacific „	—	—	—	—	—	1,870	2,750	..	..	625
Commonwealth of Australia	—	—	—	—	—	28,701	835	3,916	3,428	5,737
New Zealand	—	—	—	—	—	297	318	560	4,349	15,527
Fiji Islands	—	—	—	—	—	7,440	7,883	3,376	5,895	5,999
Other British Possessions	—	—	—	—	—	7,589	2,116	5,053	3,626	4,433
TOTAL BRITISH EMPIRE	—	—	—	—	—	55,34,537	46,30,189	39,59,278	37,92,908	36,83,109
Denmark	—	—	—	—	—	1,250	831	6,118	626	488
Germany	—	—	—	—	—	1,76,848	95,792	53,289	41,118	29,574
Netherlands	—	—	—	—	—	2,962	3,469	2,335	1,044	22,285
Belgium	—	—	—	—	—	66,770	24,677	30,859	35,684	65,730
France	—	—	—	—	—	3,04,977	2,81,164	3,19,124	91,907	4,02,692
Italy (*including* Fiume)	—	—	—	—	—	1,77,861	71,804	53,970	75,145	87,372
Syria	—	—	—	—	—	23,067	8,887	20,051	11,038	6,830
Muskat Territory and Trucial Oman	—	—	—	—	—	67,162	42,617	32,659	56,421	49,658
Other Native States in Arabia	—	—	—	—	—	80,036	52,659	53,275	32,688	37,785
Iraq	—	—	—	—	—	4,02,844	2,61,565	2,17,317	3,69,259	3,28,451
Persia	—	—	—	—	—	96,561	43,074	16,562	48,562	22,751
Hanjam Island	—	—	—	—	—	29,660	37,622	29,271	31,913	61,125
Japan	—	—	—	—	—	14,188	1,879	118	170	82
Egypt	—	—	—	—	—	1,73,479	1,51,346	65,088	95,398	89,867
Portuguese East Africa	—	—	—	—	—	23,977	12,682	18,730	14,844	11,888
Italian East Africa (Somaliland and Eritrea)	—	—	—	—	—	7,911	7,360	5,429	7,365	6,284
United States of America—										
Vid Atlantic Coast	—	—	—	—	—	17,20,857	20,22,400	38,20,102	19,70,122	46,28,567
„ Pacific „	—	—	—	—	—	1,40,307	2,16,718	3,20,606	2,61,908	5,08,565
Other Foreign Countries	—	—	—	—	—	16,377	7,901	7,487	12,741	13,460
TOTAL FOREIGN COUNTRIES	—	—	—	—	—	35,27,044	33,44,647	50,72,368	31,59,443	62,23,404
Share of Bengal	—	—	—	—	—	*6,49,981*	*2,96,045*	*2,64,752*	*2,87,045*	*2,19,580*
„ *Bombay*	—	—	—	—	—	*17,93,942*	*12,63,680*	*10,81,889*	*13,23,630*	*19,93,511*
„ *Sind*	—	—	—	—	—	*1,16,851*	*1,30,548*	*1,02,802*	*1,69,741*	*2,99,816*
„ *Madras*	—	—	—	—	—	*65,11,709*	*61,81,789*	*76,26,259*	*51,47,657*	*73,14,551*
„ *Burma*	—	—	—	—	—	*89,607*	*1,02,733*	*67,944*	*24,278*	*75,056*
TOTAL	—	—	—	—	—	90,61,581	79,74,836	90,31,646	69,52,351	99,05,513
Furniture and Cabinetware (viii. G)—										
United Kingdom (*including* Channel Islands)	—	—	—	—	—	1,18,410	83,502	63,734	56,415	58,673
Ceylon (*excluding* Maldives)	—	—	—	—	—	25,044	19,251	9,083	11,681	10,828
Kenya Colony	—	—	—	—	—	22,462	23,406	4,709	4,954	1,612
Tanganyika Territory	—	—	—	—	—	10,498	4,675	400	1,250	1,275
Canada—										
Vid Atlantic Coast	—	—	—	—	—	4,502	5,550	1,060	385	800
„ Pacific „	—	—	—	—	—	343	128	..	525	107
Other British Possessions	—	—	—	—	—	27,990	15,384	16,296	15,706	9,481
TOTAL BRITISH EMPIRE	—	—]	—	—	—	2,09,747	1,51,892	1,25,287	89,916	82,776

No. 11—*continued*

ARTICLES, AND COUNTRIES OF FINAL DESTINATION; ALSO SHARE OF EACH PROVINCE	QUANTITY					VALUE				
	1929-30	1930-31	1931-32	1932-33	1933-34	1929-30	1930 31	1931-32	1932-33	1933-34
Furniture and Cabinetware (III. G)—*continued*						R	R	R	R	R
Germany	—	—	—	—	—	2,705	1,225	3,444	4,500	6,760
Switzerland	—	—	—	—	—	14,317	870	662	..	4,210
Italy (*including* Fiume)	—	—	—	—	—	5,332	3,481	940	2,809	680
Native States in Arabia (*other than* Maskat Territory and Trucial Oman)	—	—	—	—	—	6,634	5,877	2,769	3,291	2,446
Iraq	—	—	—	—	—	7,859	14,268	4,794	2,111	757
Persia	—	—	—	—	—	61,038	1,19,948	1,301	235	1,568
Portuguese East Africa	—	—	—	—	—	6,803	6,230	1,060	1,600	349
United States of America—*Vid* Atlantic Coast	—	—	—	—	—	41,777	58,790	13,196	12,685	10 060
„ Pacific „	—	—	—	—	—	4,840	1,562	310	485	75
Other Foreign Countries	—	—	—	—	—	16,445	15,994	15,745	12 647	6,889
TOTAL FOREIGN COUNTRIES	—	—	—	—	—	1,70,650	2,04,142	44,220	40,208	33,771
Share of Bengal	—	—	—	—	—	*15,619*	*12,561*	*11,089*	*6,457*	*5,161*
„ *Bombay*	—	—	—	—	—	*2,44,421*	*2,71,662*	*1,96,907*	*70,451*	*66,981*
„ *Sind*	—	—	—	—	—	*46,247*	*36,164*	*9,869*	*10,198*	*7,416*
„ *Madras*	—	—	—	—	—	*43,144*	*35,267*	*27,219*	*21,811*	*24,753*
„ *Burma*	—	—	—	—	—	*6,876*	*13,393*	*14,739*	*8 973*	*6 234*
TOTAL	—	—	—	—	—	3,79,307	3,56,034	1,69,507	1,30,119	96,547
Glass and Glassware (III. H)—										
Aden and Dependencies	—	—	—	—	—	3,310	3,339	4,015	5,134	2,702
Bahrein Islands	—	—	—	—	—	2,105	1,130	1,650	1,471	6,761
Ceylon (*excluding* Maldives)	—	—	—	—	—	15,461	10,434	6,150	14,535	8,350
Straits Settlements	—	—	—	—	—	5,345	4,421	1,695	1,504	660
Kenya Colony	—	—	—	—	..	7,780	8,517	2,577	860	2,084
Mauritius and Dependencies	—	—	—	—	.	420	2,746	2,[illegible]6	1,547	280
Fiji Islands	—	—	—	—	.	6,808	570	1,145	..	970
Other British Possessions	—	—	—	—	—	14,188	16,380	9,254	6,125	5,604
TOTAL BRITISH EMPIRE	—	—	—	—	—	55,456	47,587	33,370	31,170	25,482
Native States in Arabia (*other than* Maskat Territory and Trucial Oman)	—	—	—	—	—	3,230	3,046	2,662	2,170	3,391
Iraq	—	—	—	—	—	10,525	2,566	2,235	874	960
Persia	—	—	—	—	—	23,256	3,861	1,506	1,225	380
Japan	—	—	—	—	—	..	202	..	..	2,903
Other Foreign Countries	—	—	—	—	—	5,805	3,880	3,527	7,161	6,817
TOTAL FOREIGN COUNTRIES	—	—	—	—	—	48,006	13,6[illegible]	10,630	11,530	20 440
Share of Bengal	—	—	—	—	—	*3,301*	*2,135*	*2,299*	*6,450*	*11,276*
„ *Bombay*	—	—	—	—	—	*70,466*	*60,445*	*31,994*	*20,230*	*25,856*
„ *Sind*	—	—	—	—	—	*145*	*109*	*100*	*434*	*1,347*
„ *Madras*	—	—	—	—	—	*22,766*	*18,889*	*10,441*	*16,556*	*7,650*
„ *Burma*	—	—	—	—	—	*2,135*	*16*	*1,976*	..	*85*
TOTAL	—	—	—	—	—	1,08,461	81,192	46,009	42,710	45,902
Grain, Pulse, and Flour—										
Barley (I. C)—	Tons	Tons	Tons	Tons	Tons					
United Kingdom (excluding Channel Islands)	4,850	908	21,007	12,502	8	5,79,442	[illegible]	[illegible]	[illegible]	644
Ceylon (*excluding* Maldives)	98	52	64	65	71	15,110	[illegible]	[illegible]	[illegible]	6 621
Other British Possessions	43	20	17	23	31	7,729	[illegible]	[illegible]	[illegible]	3,662
TOTAL BRITISH EMPIRE	4,991	975	21,778	12,602	110	[illegible]	[illegible]	[illegible]	[illegible]	[illegible]

No. 11—*continued*

ARTICLES, AND COUNTRIES OF FINAL DESTINATION; ALSO SHARE OF EACH PROVINCE	QUANTITY					VALUE				
	1929-30	1930-31	1931-32	1932-33	1933-34	1929-30	1930-31	1931-32	1932-33	1933-34
Grain, Pulse, and Flour —*continued*						R	R	R	R	R
***Barley (I. C)*—continued**	Tons	Tons	Tons	Tons	Tons					
Germany	..	..	1,189	3,392	..	..	..	74,352	2,14,521	..
Netherlands	..	..	700	347	..	..	..	47,430	20,820	..
Belgium	198	..	3,009	..	..	23,706	..	1,86,836	..	..
Muskat Territory and Trucial Oman	283	41	59	146	18	34,706	4,622	4,730	11,131	1,325
Italian East Africa (*including* Somaliland and Eritrea)	21	60	..	..	..	2,270	6,418	..	..	..
French Somaliland	70	43	30	27	..	7,719	4,471	1,817	1,751	..
Other Foreign Countries	4	15	11	3	14	594	2,383	910	388	1,138
TOTAL FOREIGN COUNTRIES	576	159	5,088	3,915	32	68,995	17,894	3,16,075	2,48,611	2,463
Share of Bengal	*60*	*4*	*61*	*11*	*13*	*10,138*	*341*	*4,120*	*1,578*	*1,182*
" *Bombay*	*40*	*1*	*65*	*9*	*13*	*8,502*	*558*	*10,675*	*1,761*	*2,680*
" *Sind*	*5,467*	*1,189*	*26,740*	*16,578*	*116*	*6,53,044*	*1,00,301*	*16,11,991*	*10,53,803*	*7,569*
" *Madras*	..	..	..	..	..	*10*	..	..	..	..
" *Burma*	..	..	..	..	..	..	..	..	*10*	..
TOTAL	5,567	1,184	26,866	16,598	142	6,71,694	1,01,700	16,26,786	10,57,152	11,431
***Jowar and Bajra (I. C)*—**	Tons	Tons	Tons	Tons	Tons					
United Kingdom (*including* Channel Islands)	..	..	951	..	..	16	6	62,764	..	21
Aden and Dependencies)	4,289	1,756	2,286	745	1,000	7,60,191	2,52,425	2,79,368	86,615	1,14,358
Ceylon (*excluding* Maldives)	65	129	57	58	37	11,247	15,647	6,062	4,914	3,009
Straits Settlements	62	61	33	30	35	12,812	11,869	6,300	4,697	4,902
Union of South Africa	..	66	..	..	..	447	7,492	275	373	257
Zanzibar and Pemba	88	100	101	70	67	23,324	26,005	23,252	15,987	13,343
Kenya Colony	150	142	179	145	134	37,465	37,066	41,658	30,376	26,036
Anglo-Egyptian Sudan	..	..	3,950	1,991	..	170	180	2,94,352	1,36,162	..
Somaliland Protectorate	69	22	40	31	41	12,020	3,720	4,185	3,156	3,526
Other British Possessions	14	25	24	21	40	3,998	6,639	5,798	4,145	5,677
TOTAL BRITISH EMPIRE	4,737	2,301	7,621	3,091	1,354	8,62,590	3,61,049	7,23,994	2,86,425	1,72,029
Germany	16	186	18,404	6,586	..	2,760	9,795	11,86,445	5,55,572	..
Netherlands	..	1,026	24,207	1,566	..	..	53,626	15,39,913	1,14,092	..
Belgium	..	..	1,904	..	15	3	..	1,32,237	..	1,500
Italy (*including* Fiume)	65	25	57	50	70	9,076	3,410	4,816	4,063	5,595
Muskat Territory and Trucial Oman	517	277	532	861	337	53,503	40,338	46,151	30,410	27,313
Other Native States in Arabia	4,246	2,538	3,926	2,831	3,137	6,63,366	3,17,529	3,90,552	2,53,523	2,53,789
Persia	181	5	44	78	6	23,986	700	5,870	7,383	612
Egypt	44	..	..	..	..	6,600	16	..	..	..
Italian East Africa (Somaliland and Eritrea)	6,544	91	1,389	419	30	6,89,932	12,975	1,66,846	41,454	2,153
French Somaliland	1,111	93	410	237	94	1,09,641	14,700	47,148	26,464	11,889
Other Foreign Countries	8	7	9	11	39	1,201	2,024	2,643	2,001	4,580
TOTAL FOREIGN COUNTRIES	10,729	4,246	50,882	12,439	3,728	16,49,975	4,55,113	35,24,621	10,34,982	3,08,531
Share of Bengal	*1*	*1,162*	*693*	*196*	..	*156*	*69,705*	*36,422*	*6,782*	*30*
" *Bombay*	*14,939*	*5,622*	*65,376*	*13,551*	*4,936*	*24,45,119*	*7,14,697*	*69,81,346*	*11,09,053*	*4,70,435*
" *Sind*	*515*	*367*	*2,469*	*2,256*	*139*	*65,546*	*40,964*	*1,50,545*	*2,05,530*	*9,729*
" *Madras*	*11*	*6*	..	..	..	*1,744*	*756*	..	*42*	*38*
" *Burma*	..	..	..	..	9	..	..	..	..	*330*
TOTAL	15,466	6,547	58,508	15,830	5,062	45,12,565	6,16,162	42,48,615	13,21,407	4,80,560

No. 11—*continued*

ARTICLES, AND COUNTRIES OF FINAL DESTINATION; ALSO SHARE OF EACH PROVINCE	QUANTITY					VALUE				
	1929-30	1930-31	1931-32	1932-33	1933-34	1929-30	1930-31	1931-32	1932-33	1933-34
						R	R	R	R	R
Grain, Pulse, and Flour—*continued*										
Maize (I. C)—	Tons	Tons	Tons	Tons	Tons					
United Kingdom (*including* Channel Islands)	316	..	..	..	..	19,942	..	..	..	..
Seychelles	40	30	4	3	..	7,926	5,235	500	500	..
Other British Possessions	42	30	53	22	56	6,064	3,350	7,403	3,111	3,418
TOTAL BRITISH EMPIRE	398	60	57	25	56	33,932	8,594	7,903	3,611	3,418
Native States in Arabia other than Maskat Territory and Trucial Oman	44	1	23	3	..	7,176	144	2,353	944	..
Other Foreign Countries	40	15	8	5	69	6,322	1,639	805	532	2,945
TOTAL FOREIGN COUNTRIES	84	16	31	13	69	13,498	1,783	3,088	1,476	2,945
Share of Bengal	*9*	*23*	*19*	*13*	*7*	*2,449*	*2,439*	*2,143*	*1,486*	*880*
" *Bombay*	*122*	*61*	*53*	*20*	*23*	*31,479*	*6,634*	*7,916*	*2,709*	*2,853*
" *Sind*	*16*	*18*	*11*	*5*	*3*	*1,961*	*1,304*	*787*	*648*	*746*
" *Burma*	*335*	..	*6*	..	*27*	*31,540*	..	*600*	*6*	*2,360*
TOTAL	482	76	88	38	125	47,420	10,477	11,060	5,087	6,961
Oats (I. C)—	Tons	Tons	Tons	Tons	Tons					
Ceylon (*excluding* Maldives)	361	62	170	437	454	60,393	10,710	25,705	50,501	58,910
Mauritius and Dependencies	..	5	..	..	112	..	1,660	..	..	10,329
Other British Possessions	9	3	6	..	11	2,900	860	820	60	850
TOTAL BRITISH EMPIRE	370	70	176	437	577	71,293	12,230	26,525	50,561	70,089
TOTAL FOREIGN COUNTRIES	1	3	..	..	..	185	350	100	..	..
Share of Bengal	*361*	*61*	*176*	*437*	*577*	*71,143*	*9,940*	*26,273*	*50,561*	*69,089*
" *Bombay*	*8*	*19*	..	..	..	*635*	*4,100*	*350*	..	..
TOTAL	371	78	176	437	577	71,278	13,240	26,623	50,56	69,000
Pulse—										
Beans (I. C)—	Tons	Tons	Tons	Tons	Tons					
United Kingdom (*including* Channel Islands)	6,006	4,042	7,166	6,522	8,046	11,11,736	2,94,854	3,96,780	4,45,917	2,17,691
Ceylon (*excluding* Maldives)	755	993	735	761	791	1,16,254	1,17,831	76,340	84,293	74,073
Straits Settlements	833	836	707	741	740	1,35,627	1,19,127	76,560	81,272	87,776
Federated Malay States	206	211	188	191	197	36,264	36,292	23,154	16,902	17,674
Hongkong	375	677	974	837	979	45,285	84,488	45,063	45,785	63,442
Union of South Africa	28	8	9	131	433	7,474	2,678	2,606	22,118	60,604
Zanzibar and Pemba	33	12	32	6	5	8,201	2,276	7,468	1,115	1,418
Kenya Colony	20	13	9	5	7	10,160	2,764	2,015	1,328	1,414
Mauritius and Dependencies	35	3	4	7	5	8,181	940	1,000	1,944	975
Commonwealth of Australia	676	194	302	276	171	1,25,246	19,454	19,956	23,941	10,772
New Zealand	134	119	100	61	62	24,000	14,127	8,300	8,925	8,342
Other British Possessions	22	4	4	9	4	7,012	1,845	1,313	1,797	849
TOTAL BRITISH EMPIRE	9,094	7,111	10,360	11,043	9,430	16,86,223	6,07,505	6,16,447	6,62,861	6,95,876

No. 11—*continued*

ARTICLES, AND COUNTRIES OF FINAL DESTINATION; ALSO SHARE OF EACH PROVINCE	QUANTITY					VALUE				
	1929-30	1930-31	1931-32	1932-33	1933-34	1929-30	1930-31	1931-32	1932-33	1933-34
Grain, Pulse, and Flour —*continued*						R	R	R	R	R
Pulse—continued										
Beans (I. C)—continued	Tons	Tons	Tons	Tons	Tons					
Germany	..	25	..	10	370	..	2,435	..	861	37,157
Netherlands	..	..	..	200	..	..	..	..	7,831	..
Belgium	50	..	..	..	..	6,441	..	10	..	..
Italy (*including* Fiume)	25	5	..	11	19	5,681	870	..	1,775	2,053
Japan	21,723	14,506	23,522	18,780	16,920	26,28,709	10,45,703	11,71,492	9,27,028	6,87,506
Egypt	17	..	..	..	3	12,530	..	..	..	600
Portuguese East Africa	14	13	16	13	37	4,605	2,843	4,267	2,692	5,142
Argentine Republic (*including the Atlantic Coast of Patagonia*)	200	..	..	..	..	25,650	..	..	..	..
Other Foreign Countries	27	16	8	3	7	5,344	4,039	1,406	892	1,204
TOTAL FOREIGN COUNTRIES	22,085	14,564	23,546	18,976	17,356	26,86,960	10,56,880	11,77,175	9,41,279	7,33,504
Share of Bengal	*1*	..	*1*	..	..	*612*	*60*	*166*	..	..
,, *Bombay*	*235*	*144*	*87*	*215*	*778*	*58,934*	*33,817*	*21,274*	*41,391*	*1,16,105*
,, *Sind*	..	..	*1*	..	..	..	..	*112*	..	..
,, *Madras*	..	..	..	..	..	..	..	..	..	..
,, *Burma*	*31,683*	*21,531*	*33,697*	*30,404*	*25,008*	*42,94,737*	*16,90,508*	*18,14,071*	*16,93,549*	*11,14,533*
TOTAL	31,919	21,675	33,786	30,619	25,786	43,54,283	17,24,385	18,35,622	16,34,940	12,29,638
Grains (I.C)—	Tons	Tons	Tons	Tons	Tons					
United Kingdom (*including* Channel Islands)	..	70	..	6,677	397	1	7,104	772	5,49,470	36,797
Aden and Dependencies	329	400	195	242	379	55,891	66,452	24,118	26,292	31,541
Bahrain Islands	46	20	4	19	61	9,227	3,168	504	2,051	6,617
Ceylon (*excluding* Maldives)	2,930	3,015	3,317	3,097	2,440	5,26,286	4,79,110	4,13,498	3,74,350	2,90,478
Straits Settlements	1,540	1,154	1,111	1,163	1,090	2,53,693	1,53,491	1,24,925	1,25,632	1,31,708
Federated Malay States	311	270	268	252	225	47,014	33,258	22,229	18,126	18,344
Hongkong	64	75	75	70	65	10,022	8,090	5,779	6,276	5,318
Union of South Africa	156	134	151	177	179	52,001	41,108	41,530	35,178	33,116
Zanzibar and Pemba	130	103	99	86	86	31,835	28,533	24,468	20,913	19,047
Kenya Colony	185	201	202	187	174	49,574	51,079	47,960	40,287	34,645
Tanganyika Territory	53	60	50	40	45	15,130	16,222	12,458	8,630	9,214
Somaliland Protectorate	206	215	245	298	43	48,785	40,562	48,602	72,395	2,986
Anglo-Egyptian Sudan	..	..	..	136	3	..	..	..	11,928	770
Mauritius and Dependencies	566	452	437	589	308	1,02,167	62,671	40,626	55,750	26,416
Other British Possessions	24	18	17	14	14	5,585	3,753	2,816	2,371	3,881
TOTAL BRITISH EMPIRE	6,039	6,189	6,172	13,047	5,498	12,02,711	9,03,651	8,09,580	13,49,649	6,50,933
Germany	1	3	..	..	4,764	310	489	83	..	3,62,318
France	75	945	5,166	16,831	18,216	10,944	98,800	5,45,598	14,85,411	15,20,672
Muscat Territory and Trucial Oman	93	122	80	56	93	12,059	15,617	8,316	5,729	8,615
Other Native States in Arabia	389	240	250	286	190	63,683	40,130	30,960	31,050	17,968
Iraq	18	18	29	3	11	3,540	2,680	5,280	360	1,845
Egypt	4,202	4,343	3,109	102	..	6,06,987	5,93,474	2,73,025	11,243	..
Portuguese East Africa	38	45	48	48	49	12,423	13,549	13,147	10,536	10,296
Other Foreign Countries	62	32	34	19	46	12,904	8,660	5,942	3,622	3,018
TOTAL FOREIGN COUNTRIES	4,878	5,743	9,718	17,347	23,369	9,24,850	7,73,399	6,82,451	15,47,998	19,24,464
Share of Bengal	*346*	*317*	*186*	*101*	*135*	*53,296*	*43,787*	*21,319*	*13,541*	*13,903*
,, *Bombay*	*2,566*	*2,587*	*2,283*	*2,490*	*2,196*	*6,15,378*	*5,92,466*	*5,05,078*	*5,02,566*	*3,91,503*
,, *Sind*	*4,970*	*7,024*	*11,031*	*25,453*	*25,903*	*10,55,095*	*8,11,676*	*9,75,184*	*22,01,772*	*20,46,955*
,, *Madras*	*210*	*269*	*565*	*518*	*162*	*27,310*	*32,361*	*60,133*	*55,409*	*1,3711*
,, *Burma*	*3,436*	*1,795*	*1,215*	*1,542*	*1,454*	*3,53,813*	*1,46,340*	*1,30,423*	*1,25,346*	*1,09,093*
TOTAL	11,517	11,933	15,890	30,394	28,867	31,27,891	17,67,050	16,92,031	28,57,644	25,75,267

No. 11—*continued*

ARTICLES, AND COUNTRIES OF FINAL DESTINATION; ALSO SHARE OF EACH PROVINCE	QUANTITY					VALUE				
	1929-30	1930-31	1931-32	1932-33	1933-34	1929-30	1930-31	1931-32	1932-33	1933-34
Grain, Pulse, and Flour—*continued*						R	R	R	R	R
Pulse—continued										
Lentils (I. C)—	Tons	Tons	Tons	Tons	Tons					
United Kingdom (*including* Channel Islands)	8,113	7,700	3,492	7,231	6,172	13,95,962	9,02,308	3,46,250	6,76,019	5,[illegible],946
Aden and Dependencies	108	63	76	60	74	13,036	13,181	11,868	6,796	8,296
Bahrein Islands	55	45	36	28	29	12,471	9,961	6,122	3,36[illegible]	3,079
Ceylon (*excluding* Maldives)	776	413	459	1,484	2,025	1,92,449	94,456	76,891	3,84,908	6,91,443
Union of South Africa	141	191	191	129	221	36,567	35,423	27,491	16,103	29,906
Zanzibar and Pemba	193	145	75	77	88	51,498	37,178	18,103	17,849	19,328
Kenya Colony	133	137	71	104	113	36,153	33,406	16,202	21,318	18,810
Tanganyika Territory	45	65	45	16	19	11,936	16,[illegible]10	10,899	3,854	6,[illegible]42
Anglo-Egyptian Sudan	66	100	73	18	243	16,810	17,860	14,[illegible]53	2,781	27,[illegible]89
Mauritius and Dependencies	1,416	791	1,252	1,728	829	3,55,467	1,88,787	2,46,652	3,01,841	1,27,076
Seychelles	100	72	66	83	62	26,295	17,966	14,913	17,376	13,710
Commonwealth of Australia	98	99	78	62	83	22,848	21,814	11,496	7,[illegible]75	4,638
New Zealand	96	94	89	57	79	26,933	22,[illegible]20	15,100	[illegible] 7,485	9,548
Other British Possessions	24	23	15	24	35	5,638	3,958	2,288	3,492	5,055
TOTAL BRITISH EMPIRE	11,366	9,088	6,017	11,101	10,922	23,08,068	14,15,643	8,16,547	14,24,048	15,53,348
Belgium	3	5	7	10	111	435	664	800	1,280	11,[illegible]84
France	1,470	25	..	..	..	2,81,864	3,000	..	..	18
Syria	76	35	38	50	112	26,854	9,[illegible]75	11,560	12,805	27,880
Maskat Territory and Trucial Oman	37	33	18	14	22	10,109	7,617	3,260	2,170	3 863
Other Native States in Arabia	108	312	282	62	32	39,000	85,315	67,943	12,280	5,714
Iraq	86	17	3	50	132	21,405	4,718	737	8,150	21,[illegible]96
Persia	214	107	..	..	..	52,765	23,716	..	15	..
Portuguese East Africa	67	103	118	83	64	21,886	25,910	23,187	14,007	19,963
Réunion	46	114	68	144	15	12,000	27,[illegible]78	11,500	23,145	10,680
Italian East Africa (Somaliland and Eritrea)	36	23	5	23	10	9,218	6,[illegible]03	1,450	3,221	1,[illegible]72
Other Foreign Countries	45	46	19	7	29	10,359	8,[illegible]16	4,000	1,279	3,[illegible]06
TOTAL FOREIGN COUNTRIES	2,190	829	558	643	577	4,23,250	2,08,119	1,24,486	78,218	99,[illegible]07
Share of Bengal	*4,663*	*4,375*	*1,296*	*4,166*	*1,557*	*7,72,795*	*5,[illegible],[illegible]14*	*2,81,349*	*8,80,563*	*3,46,[illegible]10*
,, *Bombay*	*5,809*	*5,044*	*5,263*	*7,[illegible]92*	*9,616*	*19,33,575*	*9,[illegible],867*	*9,47,[illegible]30*	*11,19,049*	*11,[illegible]4,963*
,, *Sind*	*335*	*741*	*13*	*16*	*376*	*89,765*	*89,207*	*1,949*	*3,414*	*[illegible],659*
,, *Madras*	*94*	*87*	*4*	..	..	*16,667*	*17,[illegible]96*	*804*	..	..
TOTAL	13,556	10,787	6,575	11,844	11,499	28,28,413	16,[illegible],782	9,41,032	15,02,266	14 [illegible]3,[illegible]35
Other sorts (I. C)—	Tons	Tons	Tons	Tons	Tons					
United Kingdom (*including* Channel Islands)	6,914	7,971	6,226	10,512	9,667	10,06,[illegible]30	7,09,[illegible]02	6,62,[illegible]04	9,18,[illegible]40	8,62,[illegible]88
Aden and Dependencies	149	194	156	138	138	24,708	15,[illegible]09	15,494	24,[illegible]66	21,[illegible]46
Bahrein Islands	59	22	24	24	24	10,669	6,[illegible]70	3 831	3,143	3,[illegible]62
Ceylon (*excluding* Maldives)	13,008	13,054	13,916	11,908	12,406	24,43,297	19,[illegible],254	17,60,[illegible]00	14,19,[illegible]68	13,[illegible],[illegible]07
Straits Settlements	9,008	7,253	6,284	5,254	5,[illegible]96	16,[illegible],[illegible]13	11,[illegible],080	7,[illegible],[illegible]45	6,[illegible],[illegible]48	5,[illegible],084
Federated Malay States	1,817	1,497	1,392	1,084	1,[illegible]06	2,[illegible],[illegible]95	2,[illegible],[illegible]71	1,[illegible],[illegible]50	1,[illegible],[illegible]00	1,[illegible],[illegible]38
Hongkong	155	194	30	113	113	[illegible],[illegible]5	[illegible],[illegible]9	4,[illegible]30	[illegible],[illegible]50	9,048
Union of South Africa	1,716	1,[illegible]66	1,[illegible]40	1,467	1,[illegible]13	2,[illegible],[illegible]65	2,[illegible],042	2,[illegible],[illegible]15	2,[illegible],[illegible]70	1,[illegible],[illegible]87
Zanzibar and Pemba	210	88	131	45	45	30,617	22,[illegible]36	31,171	11,727	10,[illegible]36
Kenya Colony	105	114	106	85	77	67,[illegible]93	[illegible],[illegible]08	27,[illegible]50	16,[illegible]53	17,[illegible]27
Tanganyika Territory	48	60	51	40	42	18,[illegible]79	19,[illegible]96	13,[illegible]54	[illegible],[illegible]14	[illegible],[illegible]48
Anglo-Egyptian Sudan	7	107	12	119	14	2,[illegible]77	15,[illegible]80	[illegible],[illegible]96	14,[illegible]60	[illegible],[illegible]65
Mauritius and Dependencies	[illegible],[illegible]73	[illegible],[illegible]46	[illegible],[illegible]13	[illegible],[illegible]76	[illegible],[illegible]84	[illegible],[illegible],[illegible]59	[illegible],[illegible],[illegible]52	[illegible],[illegible],[illegible]99	[illegible],[illegible]10	[illegible],[illegible]87

No. 11—*continued*

ARTICLES, AND COUNTRIES OF FINAL DESTINATION; ALSO SHARE OF EACH PROVINCE	QUANTITY					VALUE				
	1929-30	1930-31	1931-32	1932-33	1933-34	1929-30	1930-31	1931-32	1932-33	1933-34.
Grain, Pulse, and Flour—*continued*						R	R	R	R	R
Pulse—continued										
Other sorts (*I. O*)—continued	Tons	Tons	Tons	Tons	Tons					
Canada—										
Vid Atlantic Coast .	..	1	..	..	3	..	270	..	..	500
„ Pacific „ .	104	200	152	157	50	15,506	21,840	10,437	11,085	4,777
British West India Islands (*excluding* Bahamas) .	688	819	752	618	944	1,18,039	1,33,513	1,08,801	81,420	1,14,139
British Guiana . .	682	404	355	671	509	1,23,454	65,607	51,194	76,063	59,424
Commonwealth of Australia	18	5	32	1,006	40	4,273	1,272	4,037	78,465	4,460
Fiji Islands . . .	420	365	467	467	567	89,746	61,955	63,798	59,054	73,817
Other British Possessions .	15	9	18	14	14	4,254	2,423	3,162	2,826	2,390
TOTAL BRITISH EMPIRE	38,080	36,208	35,186	37,108	36,783	69,02,483	51,13,287	42,32,999	41,54,062	36,98,821
Germany	21	..	10	59	396	3,516	..	922	10,275	42,113
Netherlands . . .	..	99	104	..	72	..	8,775	6,255	..	5,301
France	1	388	..	276	75	137	49,115	78	20,131	6,207
Muskat Territory and Trucial Oman	36	30	28	25	30	7,191	6,622	4,145	3,486	3,794
Other Native States in Arabia	103	27	53	9	57	21,762	4,979	6,448	1,429	5,413
Iraq	107	42	27	56	79	35,560	6,080	3,461	6,665	8,501
Persia	246	109	..	4	..	44,230	17,778	..	464	50
Java	88	122	108	364	127	15,851	19,067	13,383	38,974	12,881
Siam	163	153	187	181	144	34,298	32,187	27,074	25,400	17,272
Japan	376	1	6	5	28	89,406	717	1,319	1,030	1,986
Egypt	269	196	265	36	5	52,257	25,892	26,581	4,297	811
Portuguese East Africa .	189	207	237	257	241	66,290	65,265	69,406	53,722	46,533
Dutch Guiana . . .	143	146	156	135	126	29,394	24,281	22,787	17,523	15,528
Other Foreign Countries .	59	88	40	45	42	44,738	16,789	8,964	7,448	5,631
TOTAL FOREIGN COUNTRIES	1,881	1,603	1,230	1,452	1,422	3,65,636	2,77,517	1,90,823	1,90,844	1,75,021
Share of Bengal . . .	*26,035*	*26,441*	*22,813*	*21,397*	*21,119*	*48,26,372*	*36,89,631*	*27,13,922*	*23,89,000*	*19,85,557*
„ *Bombay* . . .	*2,138*	*1,561*	*2,605*	*2,252*	*4,196*	*6,00,678*	*4,48,578*	*6,50,840*	*4,75,854*	*7,58,664*
„ *Sind* . . .	*6,502*	*5,166*	*6,424*	*10,328*	*7,826*	*9,97,726*	*6,15,586*	*5,45,966*	*10,06,112*	*7,32,615*
„ *Madras* . . .	*1,769*	*2,314*	*1,083*	*1,601*	*1,612*	*3,39,686*	*2,51,184*	*1,64,665*	*2,03,916*	*1,71,521*
„ *Burma* . . .	*3,590*	*3,441*	*3,491*	*2,982*	*3,452*	*5,03,407*	*2,86,855*	*3,48,489*	*2,69,594*	*2,35,185*
TOTAL .	39,961	37,816	36,416	38,560	38,205	72,68,069	53,90,834	44,23,832	43,44,906	38,73,842
Total Pulse—	Tons	Tons	Tons	Tons	Tons					
United Kingdom (*including* Channel Islands) .	21,693	18,884	16,884	33,058	21,282	35,44,238	19,13,568	12,05,005	25,87,986	17,03,707
Aden and Dependencies	590	661	430	454	595	1,04,608	1,14,783	62,608	58,919	62,094
Bahrein Islands . .	159	88	64	71	116	32,387	17,149	10,657	8,561	12,848
Ceylon (*excluding* Maldives)	17,184	17,476	18,427	17,250	18,532	32,80,276	26,12,451	23,23,127	21,93,109	21,91,398
Straits Settlements . .	11,484	9,253	8,210	7,168	7,476	20,86,110	13,96,327	9,98,304	8,19,585	7,33,452
Federated Malay States .	1,736	2,176	1,858	1,537	1,790	3,08,463	2,70,521	1,99,342	1,58,127	1,58,056
Hongkong . . .	594	966	1,091	1,028	1,162	81,371	86,116	57,210	65,719	57,881
Union of South Africa .	2,051	1,919	1,810	1,904	2,170	4,87,679	3,70,316	3,31,842	3,14,008	2,95,282
Zanzibar and Pemba .	366	345	337	217	224	1,33,246	90,612	61,204	51,314	50,152
Kenya Colony . . .	521	466	390	361	371	1,42,570	1,18,531	93,327	79,811	79,398
Tanganyika Territory .	146	194	146	96	106	40,690	53,160	37,223	22,270	22,134
Somaliland Protectorate .	306	215	245	298	43	42,905	40,662	48,602	72,395	3,026
Anglo-Egyptian Sudan .	77	210	87	273	255	20,382	33,915	17,978	29,539	30,548
Mauritius and Dependencies	5,911	4,182	5,206	5,698	4,776	10,79,274	6,62,950	7,37,096	7,93,652	6,92,052
Seychelles	106	80	74	91	75	26,066	20,184	14,914	19,048	14,216
Canada—										
Vid Atlantic Coast .	25	2	..	..	3	4,545	460	..	..	500
„ Pacific „ .	114	210	156	177	70	17,350	33,215	10,937	13,436	6,774

ARTICLES, AND COUNTRIES OF FINAL DESTINATION; ALSO SHARE OF EACH PROVINCE	Quantity					Value				
	1929-30	1930-31	1931-32	1932-33	1933-34	1929-30	1930-31	1931-32	1932-33	1933-34
Grain, Pulse, and Flour—*continued*						R	R	R	R	R
Pulse—concluded	Tons	Tons	Tons	Tons	Tons					
Total Pulse—continued										
British West India Islands (*excluding* Bahamas)	640	632	752	618	944	1,18,607	1,34,069	1,06,819	81,168	1,14,139
British Guiana	663	404	855	671	560	1,23,659	66,735	91,194	76,063	59,428
Commonwealth of Australia	792	296	412	1,344	244	1,52,407	42,740	35,530	1,03,781	19,870
New Zealand	225	213	191	102	133	53,718	36,647	23,660	11,784	13,295
Fiji Islands	440	378	482	481	690	93,968	66,534	66,947	60,726	77,379
Other British Possessions	5	2	8	2	5	1,803	441	996	879	1,773
TOTAL BRITISH EMPIRE	65,919	59,446	67,615	72,899	61,653	1,19,76,535	61,90,086	65,17,573	76,21,420	61,98,970
Germany	22	28	10	69	5,550	3,896	2,924	1,020	11,136	4,41,894
Netherlands	..	99	104	200	72	..	8,775	6,755	7,831	7,311
Belgium	53	19	7	10	121	9,045	3,237	1,001	1,297	13,548
France	1,546	1,358	6,168	17,107	18,291	2,42,365	1,50,915	5,45,676	15,05,542	15,28,894
Italy (*including* Fiume)	28	9	1	11	24	6,657	1,530	160	1,815	2,253
Syria	86	86	38	50	112	29,074	9,683	11,590	12,706	27,840
Muskat Territory and Trucial Oman	173	186	128	99	181	31,091	30,006	16,030	11,641	17,154
Other Native States in Arabia	601	579	587	357	280	1,14,670	1,30,899	1,05,729	45,076	29,419
Iraq	301	72	50	109	222	60,506	13,678	9,894	15,175	30,642
Persia	489	223	..	4	..	1,01,931	43,664	..	679	50
Java	88	122	109	365	128	16,167	19,631	13,768	32,182	14,113
Siam	174	182	215	200	164	39,481	40,523	31,356	28,836	19,715
Japan	22,098	14,507	23,529	18,744	16,948	26,63,273	10,46,547	11,73,010	9,28,097	6,80,544
Egypt	4,520	4,549	3,379	138	10	9,74,220	6,21,088	3,00,295	15,555	1,911
Portuguese East Africa	308	366	419	401	391	1,06,204	1,08,567	1,10,007	81,201	72,083
Madagascar	25	12	1	..	..	5,305	2,883	267	..	59
Reunion	54	120	75	150	55	14,645	29,857	13,985	24,370	10,831
Italian East Africa (Somaliland and Eritrea)	43	42	9	27	12	11,011	10,415	2,447	6,343	2,180
French Somaliland	28	17	10	6	2	5,248	3,447	2,079	946	315
Dutch Guiana	143	146	156	135	126	29,394	24,296	22,799	17,548	15,574
Argentine Republic (*including* the Atlantic Coast of Patagonia)	200	..	..	..	—	25,650	..	..	10	..
Other Foreign Countries	54	93	48	36	65	13,024	13,091	8,724	5,917	7,821
TOTAL FOREIGN COUNTRIES	31,034	22,744	35,052	38,218	42,704	44,01,626	23,13,945	23,76,934	21,58,835	29,32,104
Share of Bengal	30,850	31,536	24,795	27,854	32,814	56,58,173	41,10,392	38,46,634	37,32,914	31,65,178
,, *Bombay*	18,477	9,285	10,338	12,379	16,691	20,83,063	20,06,701	19 44 616	21 35 169	16,01,326
,, *Sind*	12,864	13,931	17,469	25,777	33,767	21,06,566	16 16,249	18,33,721	31 10 198	24 59,933
,, *Madras*	2,963	2,519	1,591	2,129	1,774	3,13,993	1 81,149	2,35, 61	1,59,1 6	1 46,531
,, *Burma*	37,489	25,707	29,673	31,228	29,914	31,86 736	11, 2 713	12 97,923	19 81,419	14,44,910
TOTAL	96,943	82,190	92,867	111,117	104,957	1,43,78,341	1,05 04,181	94,22,507	1,01 79 756	91 21 (81
Rice in the husk (Paddy) (I. C)—	Tons	Tons	Tons	Tons	Tons					
Ceylon (*excluding* Maldives)	22,874	17,413	2 ,808	13,672	9,432	17 48 805	10 70,25	10,76 529	6 78 87	5 78,0 6
Straits Settlements	4,793	813	200	..	..	3,89,494	55,199	9,340	4	2
Federated Malay States	40	144	..	..	..	2,417	8 575	16	10	..
Canada—										
Vid Pacific Coast	..	86	..	500	..	..	6,942	..	23,8	..
Other British Possessions	2	1	60	2	..	275	177	3,234	322	29
TOTAL BRITISH EMPIRE	27,709	18 457	21,063	14,174	9 4 2	21 40 991	11 41,448	10,89 2 3	7,07 (83	5 78,0 5

No. 11—*continued*

ARTICLES, AND COUNTRIES OF FINAL DESTINATION; ALSO SHARE OF EACH PROVINCE	QUANTITY					VALUE				
	1929-30	1930-31	1931-32	1932-33	1933-34	1929-30	1930-31	1931-32	1932-33	1933-34
Grain, Pulse, and Flour—*continued*						R	R	R	R	R
Rice in the husk (Paddy) (I. C) —continued	Tons	Tons	Tons	Tons	Tons					
Germany	4	1,146	26,465	36,427	781	907	51,461	9,90,159	16,38,045	24,832
Netherlands	400	5,188	19,257	7,016	100	32,328	2,42,731	7,57,361	3,32,466	3,403
Belgium	..	501	3,354	1,226	5	..	19,171	1,42,753	59,715	183
Italy (*including* Fiume)	1	..	..	..	160	75	..	..	..	5,210
Roumania	..	150	..	..	..	..	5,697	..	..	..
Egypt	..	..	110	..	..	..	..	4,360	..	..
United States of America—										
Vid Atlantic Coast	2	2	..	..	2	179	192	..	..	120
,, Pacific ,,	..	..	..	..	700	..	..	..	..	29,217
Other Foreign Countries	6	1	22	1	4	1,403	822	2,092	678	1,091
TOTAL FOREIGN COUNTRIES	413	6,988	49,228	44,670	1,752	34,892	3,20,074	18,96,725	20,30,904	64,061
Share of Bengal	*6*	*61*	*14*	*2,161*	*3*	*788*	*4,197*	*1,292*	*1,12,469*	*304*
,, *Bombay*	*6*	*5*	*2*	*2*	*6*	*1,849*	*1,653*	*1,132*	*831*	*1,350*
,, *Sind*	..	..	..	..	..	*24*	*21*	..	..	..
,, *Madras*	*4,268*	*4,368*	*2,358*	*2,028*	*1,082*	*4,37,073*	*3,92,601*	*1,60,599*	*1,25,551*	*51,346*
,, *Burma*	*23,338*	*21,021*	*67,920*	*54,653*	*10,293*	*17,80,649*	*10,63,450*	*28,22,974*	*24,99,056*	*3,89,349*
TOTAL	27,612	25,445	70,291	58,844	11,384	22,20,383	14,61,922	29,85,997	27,87,907	4,42,149
Rice, not in the husk (I. C)	Tons	Tons	Tons	Tons	Tons					
Boiled rice—										
United Kingdom (*including* Channel Islands)	2,739	3,770	2,954	4,179	3,234	4,86,704	5,50,518	2,84,485	3,56,549	2,08,285
Palestine	9	14	197	340	62	1,510	2,220	22,507	32,861	5,238
Aden and Dependencies	8,770	11,949	8,050	10,804	11,709	16,04,426	20,17,352	9,70,877	6,88,560	7,87,957
Bahrein Islands	13,622	11,985	11,486	13,804	7,822	40,79,800	20,84,749	17,30,231	17,05,004	8 53,715
Ceylon (*excluding* Maldives)	404,934	423,536	396,022	387,690	3,96,467	6,15,08,036	5,58,73,174	3,55,29,817	3,34,33,817	2,65,48,143
Maldives	459	60	220	98	52	97,287	10,796	31,662	10,308	4,998
Straits Settlements	34,332	46,308	21,820	21,482	17,871	48,01,833	52,06,943	18,77,608	17,34,843	12,07 241
Federated Malay States	35,854	36,682	19,849	21,352	22,781	48,46,835	41,24,470	16,13,764	10,12,000	13,73 622
Hongkong	126	1,422	372	348	91	11,709	78,514	14,074	22,550	2,950
Gold Coast (*including* Br. Mandated territory of Togoland	..	..	100	..	..	..	..	7,167	..	..
Nigeria (*including* Br. Mandated territory of Cameroons	..	..	330	250	..	..	..	25,533	15,294	..
Union of South Africa	17,595	19,964	19,783	19,847	20,987	32,07,339	28,13,187	22,07,553	20,52,870	17,47,194
Zanzibar and Pemba	213	190	158	116	131	29,305	28,655	19,931	12,125	11,309
Kenya Colony	1,151	1,205	868	759	703	2,24,072	1,93,958	1,11,762	87,038	66,335
Tanganyika Territory	130	104	141	75	100	24,486	16,798	17,427	7,757	7,861
Somaliland Protectorate	3,457	1,873	1,586	2,643	3,427	6,39,645	2,86,823	1,84,481	2,53,825	2,07,014
Anglo-Egyptian Sudan	106	52	1,078	904	232	20,760	8,096	1,20,314	99,710	27,428
Mauritius and Dependencies	61,415	49,181	50,482	51,337	52,057	99,57,184	64,45,522	53,81,370	45,94,290	36,32,423
Seychelles	344	331	277	293	295	69,800	58,700	36,370	31,303	21,875
Canada—										
Vid Atlantic Coast	..	300	200	..	500	..	57,166	29,942	..	45,288
,, Pacific ,,	..	500	..	..	..	..	74,869	..	..	..
British West India Islands (*excluding* Bahamas)	14,357	6,111	13,001	7,791	16 691	19,46,288	7,72,435	10,46,664	5,97,672	10,02,974
Other British Possessions	1	28	14	47	17	419	5,639	2,464	4,290	2,651
TOTAL BRITISH EMPIRE	604,614	618,565	548,688	540,165	5,55 315	9,35,78,028	7,87,11,993	5,12 68,903	4,73,12,765	3,78,27,350
Germany	918	572	693	1,051	842	1,21,915	64,590	56,400	1,11,841	84,357
Netherlands	351	500	299	300	1,2 9	46,230	56,598	28,947	35,452	1,17,247
Belgium	180	150	..	5	..	25,300	16,852	..	542	..
France	..	..	..	156	158	..	..	..	16,977	16,156
Portugal (*including* Azores and Madeira)	..	..	..	200	230	..	..	..	18,036	24,441
Greece (*including* Crete)	..	29	135	305	215	..	5,025	16,468	35,939	22,851
Turkey, European	950	928	1,152	1,569	135	1,81,263	1,46,276	1,44,571	1,78,421	18,451
Turkey, Asiatic	1,622	544	609	320	125	2,27,398	74,006	59,482	32,224	8,461
Syria	81	22	545	1,093	428	15,119	3,000	62,630	1,07,090	36,446

No. 11—*continued*

ARTICLES, AND COUNTRIES OF FINAL DESTINATION; ALSO SHARE OF EACH PROVINCE	Quantity					Value				
	1929-30	1930-31	1931-32	1932-33	1933-34	1929-30	1930-31	1931-32	1932-33	1933-34
Grain, Pulse, and Flour—*continued*						R	R	R	R	R
Rice, not in the husk (I. C)—continued	Tons	Tons	Tons	Tons	Tons					
Boiled rice—*continued*										
Maskat Territory and Trucial Oman	21,128	21,142	17,778	20,096	15,412	29,64,101	28,44,232	21,35,275	23,75,166	18,60,927
Other Native States in Arabia	31,653	25,286	20,431	20,029	24,315	50,95,934	33,46,775	24,33,476	21,10,527	18,73,081
Iraq	644	148	156	232	25	1,20,656	23,420	18,830	30,784	4,212
Persia	3,451	1,597	259	1,296	248	6,85,026	2,73,869	34,056	1,84,912	18,855
Henjam Island	47	23	4	..	3	8,310	3,976	520	..	280
Java	48	57	24	15	75	8,370	9,959	4,015	2,472	7,478
Siam	..	..	..	183	..	..	..	..	17,010	..
China (*exclusive* of Hong-kong and Macao)	..	105	2	..	3	130	12,679	275	264	667
Egypt	2,365	1,939	1,027	2,156	1,037	4,21,614	2,02,644	1,21,064	2,16,630	1,23,845
Tripoli (Libya)	44	..	22	63	6	8,325	..	2,400	8,100	218
Portuguese East Africa	678	807	671	883	474	1,11,323	1,12,082	78,310	95,891	37,658
Italian East Africa (Somaliland and Eritrea)	2,250	1,871	1,978	2,154	3,015	4,10,801	3,07,321	2,26,238	2,39,567	2,59,819
French Somaliland	1,118	966	1,189	846	1,024	2,23,476	1,57,643	1,49,052	1,01,416	77,183
Réunion	..	..	..	2,285	..	..	..	..	1,78,043	..
Abyssinia	..	..	292	..	..	..	..	21,403	..	..
United States of America—										
Vid Atlantic Coast	195	326	235	287	668	38,591	56,829	29,751	38,540	71,374
Cuba	456	770	390	873	1,812	67,843	1,42,940	53,699	70,234	1,16,164
French West Indies	960	1,077	600	732	377	1,94,134	1,75,418	73,019	67,854	31,189
Other Foreign Countries	32	2	..	5	68	6,543	672	30	670	5,743
TOTAL FOREIGN COUNTRIES	69,171	58,861	48,491	57,968	53,299	1,20,02,530	86,10,747	57,43,209	62,41,334	52,81,306
Share of Bengal	*26,909*	*29,401*	*29,823*	*106,816*	*20,415*	*19,29,143*	*1,42,60,187*	*1,14,33,948*	*1,18,06,679*	*68,56,892*
,, *Bombay*	*69*	*5*	*14*	*5*	*15*	*15,894*	*1,130*	*2,100*	*2,100*	*2,100*
,, *Sind*	*40,326*	*41,121*	*36,475*	*27,248*	*16,797*	*77,91,599*	*69,86,087*	*60,01,811*	*51,08,491*	*39,10,117*
,, *Madras*	*93,650*	*101,659*	*61,119*	*64,858*	*78,060*	*1,53,49,152*	*1,81,70,741*	*91,83,749*	*86,22,941*	*79,97,110*
,, *Burma*	*442,831*	*442,237*	*409,748*	*399,205*	*4,32,397*	*6,61,79,973*	*4,79,14,835*	*3,14,76,956*	*3,96,44,941*	*3,68,51,186*
TOTAL	673,785	674,426	597,170	598,153	617,614	10,55,40,559	8,73,52,740	6,70,12,111	6,35,04,099	6,13,11,644
	Tons	Tons	Tons	Tons	Tons					
Cleaned Rice—										
United Kingdom (*including* Channel Islands)	18,443	23,598	26,564	37,343	29,579	24,68,249	32,60,245	24,48,977	30,08,200	27,77,276
Malta and Gozo	..	..	75	360	813	25	..	6,384	21,809	82,720
Cyprus	..	50	100	150	95	..	7,510	6,796	10,788	8,266
Palestine	89	13	2	21	89	13,137	2,310	300	2,722	2,904
Aden and Dependencies	1,040	1,035	550	639	771	2,41,944	2,06,601	84,522	81,547	80,930
Bahrein Islands	3,979	4,069	4,642	3,329	4,856	5,96,328	7,46,721	6,15,562	4,27,691	4,23,906
Ceylon (*excluding* Maldives)	1,639	2,607	6,582	1,870	568	2,94,548	3,33,381	6,43,542	2,06,801	70,873
Straits Settlements	175,983	206,160	201,944	130,564	126,958	2,35,13,547	2,17,87,499	1,42,75,428	90,67,270	73,01,697
Federated Malay States	33,277	35,677	43,715	35,824	37,130	44,89,542	38,08,750	31,40,804	25,16,671	21,17,490
Hongkong	23,757	27,502	41,360	14,092	20,788	31,16,627	29,44,775	31,25,155	11,70,796	23,46,930
Union of South Africa	7,417	9,097	7,157	6,922	6,905	12,72,792	11,66,037	8,37,907	8,20,840	5,46,478
Gambia	..	2,499	..	400	775	..	3,24,875	..	19,797	61,244
British Honduras	..	..	..	..	100	..	..	..	..	8,344
Nigeria (*including* Mandated Territory of Br. Cameroons)	..	1,700	251	520	61	..	1,19,318	16,206	38,649	3,264
Gold Coast (*including* Mandated Territory of Br. Togoland)	..	613	1,009	200	25	..	84,964	1,01,176	10,803	1,643
Zanzibar and Pemba	16,046	12,811	13,931	10,948	13,550	22,83,840	15,11,945	11,26,498	8,90,158	11,56,628
Kenya Colony	4,750	3,467	2,117	1,098	1,651	10,05,215	7,35,945	3,40,140	2,38,809	2,62,630
Tanganyika Territory	878	273	107	78	79	1,19,915	37,673	21,315	24,660	21,245
Somaliland Protectorate	13	2	2	201	2	2,612	600	250	17,025	510
Mauritius and Dependencies	436	644	154	425	311	62,182	66,414	16,140	35,283	19,615
Seychelles	2,067	1,922	1,975	2,530	1,440	2,14,312	2,30,283	2,06,062	2,43,542	1,29,677

No. 11—*continued*

ARTICLES, AND COUNTRIES OF FINAL DESTINATION; ALSO SHARE OF EACH PROVINCE	QUANTITY					VALUE				
	1929-30	1930-31	1931-32	1932-33	1933-34	1929-30	1930-31	1931-32	1932-33	1933-34
Grain, Pulse and Flour—*continued*						R	R	R	R	R
Rice, not in the husk (I. C) —continued	Tons	Tons	Tons	Tons	Tons					
Cleaned Rice—*continued*										
Canada—										
Via Atlantic Coast	5,900	2,750	4,900	4,600	6,400	6,79,708	2,57,509	3,32,896	3,50,301	3,48,456
,, Pacific ,,	50	487	900	70	630	7,906	72,869	1,17,086	9,840	69,256
Bahamas	..	..	..	115	458	..	..	..	7,213	24,591
British West India Islands (*excluding* Bahamas)	9,931	6,887	6,123	6,571	4,138	13,20,187	8,79,782	5,63,172	5,55,722	2,47,783
Commonwealth of Australia	5,558	980	3,742	4,787	4,763	6,18,581	1,28,930	3,35,784	4,00,416	2,31,826
Territory of Papua	6,822	6,344	1,725	2,025	2,000	8,83,201	6,92,608	1,41,563	1,36,910	1,01,442
New Zealand	1,303	1,381	1,708	531	1,729	1,78,634	1,04,343	1,34,349	40,027	97,901
Fiji Islands	2	1,451	53	16	1	1,252	1,56,681	3,530	1,319	70
British Borneo	..	60	..	..	..	..	7,464	..	..	..
Other British Possessions	33	37	19	44	102	8,718	7,924	4,144	7,555	10,063
TOTAL BRITISH EMPIRE	317,104	358,606	360,318	266,251	291,577	4,34,87,292	3,98,13,571	2,85,47,565	2,01,03,466	1,83,01,125
U. S. S. R.—										
Northern	3,750	4,800	2,059	4,800	3,400	4,31,667	5,16,646	1,26,914	3,27,563	1,08,277
Finland	515	..	4,250	1,000	2,000	69,171	..	2,97,546	49,778	1,01,547
Sweden	7,713	8,851	2,000	4,554	11,973	9,28,019	7,63,987	1,56,805	3,94,517	6,04,124
Norway	675	600	..	300	150	92,921	74,596	..	13,533	8,473
Poland (*including* Dantzig)	10,600	40,581	74,288	30,200	38,354	11,39,072	35,42,810	49,21,976	19,60,155	17,89,707
Germany	257,424	146,540	229,531	212,008	236,393	3,15,89,426	1,40,42,356	1,58,85,567	1,45,07,073	1,34,25,737
Netherlands	134,363	97,529	150,124	91,411	77,851	1,53,49,784	93,83,066	1,03,87,055	57,85,154	40,90,660
Belgium	7,006	17,940	22,978	7,822	10,592	8,60,335	16,38,056	14,55,212	5,51,042	5,78,599
France	293	4,904	900	429	576	54,809	6,40,642	1,29,310	43,633	55,346
Portugal (*including* Azores and Madeira)	12,850	5,495	2,605	1,589	670	17,26,090	5,09,715	2,32,512	1,29,141	40,320
Italy (*including* Fiume)	32,043	16,672	20,707	26,160	24,425	40,80,965	16,13,648	10,16,893	17,53,430	13,77,449
Roumania	1,000	100	200	1,200	200	1,43,360	5,367	10,578	95,803	8,089
Turkey, European	66	62	280	230	--	12,536	8,092	32,053	22,690	..
Muscat Territory and Trucial Oman	1,417	1,079	902	653	1,121	2,98,794	1,95,020	1,36,316	85,469	1,25,743
Other Native States in Arabia	3,260	1,878	2,324	2,024	3,170	4,58,950	3,30,977	2,96,906	2,27,737	2,58,812
Iraq	638	81	64	54	14	1,21,174	21,079	12,906	10,891	2,462
Persia	3,390	777	34	144	215	5,10,835	1,65,607	8,443	24,795	34,605
Sumatra	183,870	120,274	95,575	62,448	69,797	1,75,07,212	1,43,61,826	63,56,076	43,26,574	40,73,962
Java	158,484	45,133	60,764	17,398	3,888	1,90,45,089	42,44,916	41,28,736	10,27,756	2,00,116
Celebes and other Islands	..	230	..	25	175	..	20,608	..	2,034	7,804
Siam	8,704	8,207	6,228	774	253	11,57,376	8,71,899	4,36,901	59,319	17,506
Formosa	27,110	..	..	9,140	..	35,45,353	..	..	7,79,332	..
Philippines	2,500	..	..	..	..	3,02,377	..	..	..	25
China (*exclusive* of Hongkong and Macao)	222,550	384,297	344,457	231,985	166,145	2,74,39,409	4,77,29,860	2,59,14,779	1,78,92,231	92,09,654
Korea	10,750	8,909	..	..	..	26,36,455	4,75,987	..	..	..
Japan	3,703	956	405	74,061	205	4,59,133	1,19,249	36,141	62,26,992	12,788
Egypt	40,703	19,982	79,580	33,819	22,145	51,82,470	18,76,024	52,26,097	22,35,186	11,65,347
Portuguese East Africa	7,305	8,378	6,899	6,909	6,914	14,60,191	13,66,534	8,95,925	7,76,297	6,09,301
Italian East Africa (Somaliland and Kellosa)	86	48	39	91	23	21,027	10,715	10,820	15,332	4,450
French Somaliland	14	16	106	11	8	4,100	3,215	9,063	2,170	1,430
United States of America—										
Via Atlantic Coast	1,423	2,215	321	220	50	2,00,085	2,63,340	30,119	20,948	2,637
,, Pacific ,,	1	4	4	..	..	875	808	1,185	..	..
Cuba	87,915	91,122	66,283	38,170	44,878	1,21,11,616	1,05,44,449	48,92,251	23,22,838	26,97,477
Hayti and St. Domingo	4,386	2,415	1,272	2,000	600	5,56,566	2,05,358	86,457	1,32,608	85,115
Colombia	..	855	3,430	43	..	..	1,21,515	2,38,026	3,169	..
Venezuela	298	823	1,547	933	814	34,752	80,069	1,12,304	64,950	63,589
Argentine Republic (*including* the Atlantic Coast of Patagonia)	5,704	5,629	178	..	--	6,88,908	7,20,445	11,500	--	..
Chile (*including* the Pacific Coast of Patagonia)	60	..	..	30	..	8,232	--	..	2,681	..
Other Islands in the Pacific	..	70	..	..	..	..	7,169	..	..	..
Other Foreign Countries	3	33	91	12	103	1,312	3,465	8,596	1,892	3,445
TOTAL FOREIGN COUNTRIES	1,183,584	1,051,532	1,190,483	862,647	726,102	15,02,41,045	11,66,85,119	8,41,07,372	6,24,74,771	4,06,58,427

No. 11—*continued*

ARTICLES, AND COUNTRIES OF FINAL DESTINATION; ALSO SHARE OF EACH PROVINCE.	QUANTITY					VALUE				
	1929-30	1930-31	1931-32	1932-33	1933-34	1929-30	1930-31	1931-32	1932-33	1933-34
Grain, Pulse, and Flour—*continued*						R	R	R	R	R
Rice, not in the husk (I. O)—continued	Tons	Tons	Tons	Tons	Tons					
Cleaned Rice—*concluded*										
Share of Bengal	*22,166*	*28,712*	*21,030*	*13,269*	*25,104*	*44,34,963*	*44,94,967*	*28,78,815*	*11,69,175*	*23 96,129*
,, *Bihar and Orissa*	*92*	*259*	*50*	..	..	*13,549*	*33,962*	*4,650*	..	..
,, *Bombay*	*25,717*	*13,293*	*13,081*	*11,880*	*12,356*	*40,32,780*	*23,94,859*	*24,48,123*	*19,53,369*	*17 45,737*
,, *Sind*	*2,299*	*2,137*	*1,809*	*676*	*643*	*5,48,973*	*4,51,989*	*1,88,463*	*1,03,[illegible]*	*93,999*
,, *Madras*	*203*	*43*	*53*	*28*	*140*	*43,100*	*7,393*	*3,319*	*3,[illegible]*	*13,443*
,, *Burma*	*1,460,914*	*1,365,694*	*1,504,337*	*1,103,371*	*979,436*	*18,46,06,881*	*14,83,12,089*	*10,56,26,167*	*7,19,18,837*	*5,46,54,243*
TOTAL	1,500,688	1,410,138	1,550,600	1,128,908	1,017,079	19,37,33,337	15,04,96,090	11,26,54,937	8,35,78,237	[illegible]
Broken cleaned rice—	Tons	Tons	Tons	Tons	Tons					
United Kingdom (*including* Channel Islands)	18,355	25,247	21,187	33,688	27,352	21,06,682	23,31,143	12,11,678	20,34,652	12,37,362
Aden and Dependencies	518	835	792	926	1,598	92,130	84,483	47,012	65,134	84,865
Ceylon (*excluding* Maldives)	19,806	17,997	9,778	4,559	6,101	25,14,986	18,98,355	6,87,535	3,28,532	3,07,780
Straits Settlements	1,804	3,349	999	609	1,289	1,20,898	1,68,244	35,169	19,420	35,637
Federated Malay States	193	23	..	..	..	27,552	2,747	..	..	..
Hongkong	3,955	24,967	9,583	5,894	5,109	2,85,484	12,75,578	3,31,147	2,13,982	1,84,743
Union of South Africa	61	..	10	..	34	6,413	..	623	..	1,813
Commonwealth of Australia	..	50	..	..	..	..	6,294	..	..	..
Other British Possessions	..	..	3	..	34	..	..	964	..	2,414
TOTAL BRITISH EMPIRE	44,382	72,568	42,352	45,676	41,517	51,62,748	57,56,334	23,63,377	[illegible]	18,04,810
Germany	9,181	12,771	16,023	9,245	6,878	9,[illegible]5,535	10,55,402	7,82,381	5,36,662	2,84,239
Netherlands	275	505	2,526	1,555	1,775	31,654	44,700	1,08,356	86,531	[illegible]
Belgium	19,657	27,009	23,176	19,925	30,380	19,79,075	24,58,251	11,53,256	9,62,912	9,62,611
France	1,000	3,200	750	..	..	77,450	2,50,856	26,130	..	..
Italy (*including* Fiume)	3,550	2,225	1,418	2,019	1,870	4,52,567	1,99,721	59,903	[illegible]	87,646
Muskat Territory and Trucial Oman	189	152	137	210	197	23,020	18,375	11,206	17,501	15,500
Other Native States in Arabia	114	127	50	153	132	19,171	14,036	2,978	9,898	6,909
Java	200	..	..	..	..	25,317	1	..	..	..
Formosa	500	..	..	..	..	56,000	..	..	..	..
China (*exclusive* of Hongkong and Macao)	538	543	..	59	541	69,367	56,872	..	1,741	15,368
Egypt	..	..	..	..	20	..	..	..	..	1,056
Italian East Africa (Somaliland and Eritrea)	19	59	3	..	23	3,040	8,900	400	..	775
United States of America—Ind Atlantic Coast	..	..	..	..	190	..	..	..	..	5,[illegible]
Other Foreign Countries	12	21	..	1	..	1,797	2,365	80	156	84
TOTAL FOREIGN COUNTRIES	35,235	46,612	44,083	33,167	42,[illegible]68	38,73,[illegible]53	40,58,297	21,76,802	17,63,361	14,[illegible]8,575
Share of Bengal	*941*	*619*	*545*	*197*	*2,185*	*1,26,750*	*55,919*	*61,919*	*49,[illegible]*	*1,49,144*
,, *Bombay*	*339*	*300*	*56*	*7*	*99*	*80,612*	*67,022*	*5,9[illegible]*	*816*	*5,[illegible]*
,, *Sind*	*237*	*330*	*164*	*619*	*110*	*33,[illegible]*	*60,114*	*16,766*	*61,148*	*9,424*
,, *Madras*	..	*9*	*1*	..	..	..	*911*	*194*	..	*10*
,, *Burma*	*78,[illegible]*	*117,972*	*85,340*	*77,720*	*81,180*	*36,97,341*	*97,[illegible],[illegible]*	*43,97,186*	*43,[illegible],[illegible]*	*[illegible],[illegible]*
TOTAL	[illegible]17	119,180	86,[illegible]6	78,443	83 [illegible]	38,38,901	98,60,131	44,27,979	44,02,[illegible]	[illegible]
Other sorts—	Tons	Tons	Tons	Tons	Tons					
United Kingdom (*including* Channel Islands)	..	121	120	..	1,040	..	[illegible],[illegible]	7,419	[illegible]	[illegible]
Ceylon (*excluding* Maldives)	246	[illegible]	187	206	143	[illegible]	[illegible]	[illegible]	[illegible]	[illegible]
Straits Settlements	[illegible]	[illegible]	[illegible]	[illegible]	[illegible]	[illegible]	[illegible]	[illegible]	[illegible]	[illegible]
Hongkong	[illegible]	[illegible]	[illegible]	[illegible]	[illegible]	[illegible]	[illegible]	[illegible]	[illegible]	[illegible]
Kenya Colony	[illegible]	[illegible]	[illegible]	[illegible]	[illegible]	[illegible]	[illegible]	[illegible]	[illegible]	[illegible]

No. 11—*continued*

ARTICLES, AND COUNTRIES OF FINAL DESTINATION; ALSO SHARE OF EACH PROVINCE.	QUANTITY					VALUE				
	1929-30	1930-31	1931-32	1932-33	1933-34	1929-30	1930-31	1931-32	1932-33	1933-34
Grain, Pulse, and Flour —*continued*						R	R	R	R	R
Rice, not in the husk (I. C) —continued	Tons	Tons	Tons	Tons	Tons					
Other sorts—*continued*										
Canada—										
Vid Atlantic Coast	..	50	..	..	..	..	6,825	..	..	..
Commonwealth of Australia	50	..	..	..	..	6,567	..	..	..	..
Other British Possessions	14	34	15	23	65	5,777	7,262	5,669	5,008	6,046
TOTAL BRITISH EMPIRE	22,707	27,025	20,322	9,580	16,880	20,12,887	21,01,719	10,94,153	4,79,644	5,43,640
Finland	..	..	2,500	..	..	..	..	1,64,705	..	..
Norway	..	..	..	400	300	..	..	..	23,717	12,847
Germany	3,298	2,355	15,059	5,802	2,000	4,34,524	1,51,438	10,94,393	3,41,100	1,00,456
Netherlands	..	1,830	4,826	2,375	50	..	1,02,073	3,27,938	1,58,140	1,976
Belgium	3,100	1,050	2,080	915	..	4,08,467	1,09,533	1,89,228	64,069	..
Sumatra	404	24	268	43	..	72,269	1,320	17,597	2,738	..
Java	2,400	6,018	2,891	900	420	3,01,893	4,82,919	1,61,006	49,441	20,757
Siam	3	44	88	12	..	459	4,768	7,828	1,274	..
Formosa	3,616	..	..	200	..	4,27,893	..	..	14,934	..
China (*exclusive* of Hongkong and Macão)	3,602	11,368	9,097	1,779	3,925	4,15,915	14,10,205	6,05,718	1,02,251	1,46,296
Korea	3,170	320	..	..	..	3,91,043	35,342	..	..	..
Egypt	1,749	..	5,665	300	..	2,30,403	..	4,16,302	23,717	..
Cuba	..	..	3,500	..	..	..	..	2,53,690	..	..
Other Foreign Countries	6	6	5	6	66	1,891	2,063	1,383	1,580	4,759
TOTAL FOREIGN COUNTRIES	21,342	23,015	46,679	12,732	6,761	26,84,757	23,05,681	32,30,788	7,82,970	2,95,987
Share of Bengal	*24*	*251*	*357*	*12*	*13*	*6,750*	*33,501*	*40,916*	*1,710*	*1,524*
,, *Bombay*	*268*	*259*	*312*	*234*	*203*	*93,852*	*91,363*	*61,260*	*62,815*	*61,584*
,, *Madras*	..	..	*2*	*3*	*42*	*75*	*31*	*644*	*491*	*3,028*
,, *Burma*	*43,846*	*49,490*	*66,430*	*22,063*	*23,353*	*46,96,969*	*43,72,505*	*42,31,121*	*11,97,493*	*7,33,491*
TOTAL	44,139	50,040	67,001	22,312	23,641	46,97,644	44,97,400	43,33,941	12,62,514	8,39,627
TOTAL RICE NOT IN THE HUSK—	Tons	Tons	Tons	Tons	Tons					
United Kingdom (*including* Channel Islands)	39,537	37,876	50,825	75,210	71,415	50,10,535	61,51,188	39,52,509	53,94,406	42,63,792
Malta and Gozo	..	..	75	360	828	25	..	6,384	31,809	63,191
Cyprus	..	50	100	179	95	..	3,510	6,795	13,989	5,208
Palestine	98	37	199	367	91	14,647	4,430	23,496	35,583	7,840
Aden and Dependencies	10,329	13,842	9,993	8,372	14,080	19,38,968	23,13,785	11,03,015	8,35,767	9,33,960
Bahrein Islands	21,601	16,054	16,130	17,133	12,676	46,75,132	28,31,477	23,46,303	21,32,487	12,77,732
Ceylon (*excluding* Maldives)	426,345	444,237	409,869	394,314	403,329	6,44,08,451	5,61,90,543	3,66,61,028	3,40,20,193	2,69,71,682
Maldives	479	87	230	108	109	1,01,810	15,188	32,866	11,610	9,503
Straits Settlements	229,057	265,335	232,786	156,479	153,971	2,99,71,215	2,78,71,626	1,66,64,767	1,10,33,373	87,96,114
Federated Malay States	69,424	72,382	63,564	57,176	59,931	93,63,929	79,30,982	47,94,682	41,60,761	34,91,113
British Borneo	..	60	..	..	..	..	7,464	..	..	..
Hongkong	83,359	70,933	63,273	27,347	51,663	87,95,205	56,55,081	40,16,815	16,11,634	27,13,269
Gambia	..	2,499	..	400	775	..	2,29,075	..	19,707	41,248
Gold Coast (*including* Mandated territory of British Togoland)	..	418	1,709	200	25	..	28,966	1,06,343	10,603	1,483
Nigeria (*including* Mandated territory of British Cameroons)	..	1,700	581	778	61	..	1,19,318	41,788	51,963	3,986
Union of South Africa	23,070	29,070	26,956	24,775	25,344	45,49,250	41,81,900	30,46,202	25,83,481	21,38,251
Zanzibar and Pemba	16,258	13,002	14,091	11,067	13,683	23,23,862	15,41,226	11,47,429	9,03,553	11,67,417
Kenya Colony	5,909	4,685	3,018	1,871	1,843	13,30,777	9,38,171	5,08,862	3,26,379	3,37,125
Tanganyika Territory	512	377	249	156	181	1,44,708	1,04,726	49,300	32,533	23,861
Somaliland Protectorate	3,470	1,875	1,688	2,844	3,120	6,42,257	2,97,323	1,84,831	2,70,850	2,07,854
Anglo-Egyptian Sudan	119	62	1,089	929	266	25,040	11,735	1,23,607	1,03,870	30,141
Mauritius and Dependencies	61,855	49,626	50,640	51,765	51,393	1,00,21,201	64,91,286	54,01,230	46,30,335	36,52,460
Seychelles	2,431	2,253	2,252	2,613	1,733	3,86,122	2,89,183	2,44,452	2,76,554	1,53,252

No. 11—*continued*

ARTICLES, AND COUNTRIES OF FINAL DESTINATION; ALSO SHARE OF EACH PROVINCE	QUANTITY					VALUE				
	1929-30	1930-31	1931-32	1932-33	1933-34	1929-30	1930-31	1931-32	1932-33	1933-34
Grain, Pulse and Flour —*continued*										
Rice, not in the husk (I. C.) —continued	Tons	Tons	Tons	Tons	Tons	R	R	R	R	R
TOTAL RICE, NOT IN THE HUSK —*continued*										
Canada—										
Vid Atlantic Coast	5,900	3,100	5,100	4,600	6,900	6,79,708	3,21,500	3,62,838	3,50,301	3 93 756
„ Pacific „	50	987	900	70	680	7,906	1,47,728	1,17,066	9,840	69,756
Bahamas	..	..	..	316	458	..	..	..	7,323	24 591
British West India Islands	24,288	12,908	19,124	14,362	20,929	23,66,475	10,52,217	16,09,836	11,53,394	13,10,787
British Honduras	..	..	..	..	100	..	..	..	..	5,248
Commonwealth of Australia	4,600	1,046	3,754	4,702	4,763	6,20,367	1,38,876	3,37,888	4,00,815	2,41,826
Territory of Papua	6,822	6,344	1,725	2,025	2,000	8,83,261	6,02,608	1,41,563	1,36,910	1,11,442
New Zealand	1,363	1,888	1,710	531	1,734	1,78,686	1,65,400	1,34,123	40,027	98,297
Fiji Islands	2	1,456	55	18	18	1,467	1,57,601	3,990	1,929	1,854
Other British Possessions	..	..	..	14	85	..	..	20	2,988	7,323
TOTAL BRITISH EMPIRE	988,897	1,073,764	981,680	861,672	882,982	14,42,40,955	12,64,74,117	6,31,74,296	7,05,95,408	8,85,15,630
U. S. S. R.—										
Northern	3,750	4,800	2,059	4,800	2,400	4,31,667	5,16,646	1,26,914	3,27,563	1,08,277
Finland	515	..	6,750	1,000	2,000	69,171	..	4,03,231	69,778	1,01,547
Sweden	7,712	8,851	2,000	4,554	11,973	9,28,044	7,63,987	1,56,805	3,94,517	6,74,128
Norway	675	600	..	700	450	92,921	74,506	..	37,250	21,120
Poland (*including* Danzig)	10,600	40,581	74,288	30,200	38 379	11,89,672	35,42,810	49,21,976	10,60,158	17,92,489
Germany	270,821	162,238	261,905	228,106	246,113	3,31,01,400	1,53,13,786	1,75,18,761	1,54,96,676	1,38,44,739
Netherlands	124,969	100,364	157,775	95,641	80,885	1,54,27,718	96,86,527	1,08,52,296	60,74,286	42 91,485
Belgium	29,943	46,149	48,834	24,667	40,942	32,67,177	44,17,198	28,27,698	15,70,366	21,61,710
France	1,293	8,104	1,650	585	734	1,32,249	8,91,198	1,58,640	60,615	89,544
Portugal (*including* Azores and Madeira)	12,452	5,495	2,605	1,744	900	17,36,636	5,09,715	2,32,812	1 47,177	64,768
Italy (*including* Fiume)	35,593	18,697	22,185	28,194	16,390	45,33,852	18,13,364	16,76,698	18,73 094	14 62,922
Roumania	1,010	100	200	1,200	200	1,45,237	8,367	19,578	25,808	2,089
Greece (*including* Crete)	..	29	155	315	215	..	5,025	19,477	37,809	22,851
Turkey, European	1,016	1,010	1,432	1,792	1 15	1,93,899	1,54,366	1,76,664	2,01,111	14,611
Turkey, Asiatic	1,622	575	629	320	123	2,27,398	80,650	59,482	3,.2 24	9,401
Syria	81	22	573	1,093	439	15,260	3,0.0	64,963	1,07,090	37,143
Maskat Territory and Trucial Oman	23,734	12,374	18,417	21,849	16,730	43,19,915	25,57,852	2,2 2,857	24,74,1 0	17 02 190
Other Native States in Arabia	34,027	27,286	22,805	22,296	27,617	55,64,140	36,91,945	27,33,772	23,41,978	19 18,763
Iraq	1,282	229	220	258	80	2,1 1,955	44,536	31,736	62,080	8,676
Persia	5,852	1,586	293	1,440	488	11,97,841	4,61,880	85,631	1,59,735	63 043
Henjam Island	51	25	8	..	3	9,522	4,974	1,279	55	390
Sumatra	134,291	129,307	95,643	62,491	69,806	1,75,92,671	1,43,43,702	83,73,673	43,79,312	9 ,78,103
Java	155,132	51,206	63,179	18,318	4,393	1,93,80,669	47,27,795	42,93,757	10,79,469	2,28,851
Celebes and other Islands	..	230	..	25	175	..	29,808	..	2,084	7,494
Siam	8,707	8,251	6,316	970	263	11,57,475	8,76,897	6,64,729	77,781	37 502
Formosa	31,220	..	..	9,340	..	40,29,245	..	..	7,96,276	..
Philippines	2,500	..	..	..	..	3,03,377	..	..	..	33
China (exclusive of Hongkong and Macao)	236,690	396,312	333,556	233,-23	170 613	2,79,04 811	4,81,84,516	2,65,10,772	1,79,46,327	92,71,947
Korea	22,920	4,229	..	..	..	20,27,400	5,11,229	..	..	..
Japan	2,709	968	406	74,061	785	4,50,242	1,19,421	36,171	67,27,022	12 39
Egypt	44,419	21,921	86,.72	96,286	24 10	58,34,487	21,78,672	57,03 463	24,78 931	12,89,950
Tripoli (Libya)	64	..	22	68	4	8,226	..	2,.00	8,100	218
Portuguese East Africa	1,987	9,189	7,575	7,746	7 304	15,72,925	14,78,948	9,74,649	8,72,853	6,69,647
Réunion	..	..	..	2,234	..	..	..	..	1,74,.48	..
Italian East Africa (Somaliland and Eritrea)	2,856	1,978	2,030	2,.40	3,.93	4,36,944	3,.8,982	3,43,474	2,54,992	2,45,092
French Somaliland	1,143	9-3	1,295	657	1,.32	2,27,704	1 0.,.48	1,56,.15	1,13,.06	79,962
Abyssinia	..	..	330	..	..	..	..	23,549	..	..
United States of America—										
Vid Atlantic Coast	1,434	2,541	556	467	819	2,18,870	3,.0,169	50,870	50,.99	7 ,6.0
„ Pacific „	1	4	6	..	..	875	808	1,186	..	..

No. 11—*continued*

ARTICLES, AND COUNTRIES OF FINAL DESTINATION; ALSO SHARE OF EACH PROVINCE	QUANTITY					VALUE				
	1929-30	1930-31	1931-32	1932-33	1933-34	1929-30	1930-31	1931-32	1932-33	1933-34
Grain, Pulse, and Flour —*continued*	Tons	Tons	Tons	Tons	Tons	R	R	R	R	R
Rice, not in the husk (I. C) —concluded										
TOTAL RICE NOT IN THE HUSK—*concluded*										
Cuba	88,371	91,892	70,173	39,042	46,190	1,21,79,458	1,06,87,388	51,99,640	29,08,122	28,13,641
Hayti and St. Domingo	4,386	2,415	1,272	2,000	600	5,56,566	2,05,358	86,457	1,32,608	35,115
French West Indies	960	1,077	600	782	377	1,94,134	1,75,815	73,019	67,854	31,189
Colombia	..	885	3,430	43	..	..	1,21,615	2,38,028	3,169	..
Venezuela	288	823	1,547	933	814	34,752	80,069	1,12,304	64,949	45,589
Argentine Republic (*including* the Atlantic Coast of Patagonia)	5,704	5,629	175	..	..	6,88,908	7,26,445	11,500	..	..
Chile (*including* the Pacific Coast of Patagonia)	60	..	..	30	..	8,282	..	..	2,684	..
Other Islands in the Pacific	..	70	..	..	..	..	7,169	..	..	..
Other Foreign Countries	3	3	1	..	93	933	605	319	57	4,798
TOTAL FOREIGN COUNTRIES	1,309,332	1,180,020	1,319,735	9,66,524	849,557	16,86,01,385	13,17,14,844	9,52,64,670	7,12,42,336	4,66,58,398
Share of Bengal	*120,040*	*118,886*	*123,185*	*120,795*	*107,657*	*2,39,11,604*	*1,88,44,654*	*1,57,94,714*	*1,31,17,696*	*94,88,303*
" *Bihar and Orissa*	*98*	*259*	*50*	..	..	*12,540*	*35,962*	*4,050*	..	..
" *Bombay*	*16,393*	*13,897*	*13,348*	*11,829*	*12,674*	*42,22,935*	*34,34,384*	*25,56,483*	*20,19,094*	*18,10,763*
" *Sind*	*42,863*	*43,638*	*37,848*	*28,339*	*17,650*	*83,71,770*	*74,89,161*	*52,08,040*	*39,52,930*	*21,13,053*
" *Madras*	*93,883*	*101,711*	*61,175*	*64,894*	*78,267*	*1,83,92,325*	*1,81,79,578*	*91,63,910*	*56,36,432*	*80,13,612*
" *Burma*	*2,024,990*	*1,975,393*	*2,065,815*	*1,602,339*	*1,516,396*	*25,79,31,163*	*21,02,05,322*	*14,57,11,771*	*11,41,11,782*	*8,37,88,297*
TOTAL	2,208,229	2,253,784	2,301,415	1,828,196	1,732,539	31,28,42,340	25,81,88,961	17,84,38,968	14,18,37,834	10,52,14,028
Rice flour and ground rice (I. C)—	Tons	Tons	Tons	Tons	Tons					
Ceylon (*excluding* Maldives)	28	17	6	1	..	6,859	3,160	1,280	357	88
Other British Possessions	..	12	..	..	..	60	2,447	102	190	90
TOTAL BRITISH EMPIRE	28	29	6	1	..	6,919	5,607	1,382	547	178
Maskat Territory and Trucial Oman	108	108	66	90	101	20,484	13,920	5,732	7,967	9,374
Other Foreign Countries	3	3	1	1	..	1,714	904	440	274	95
TOTAL FOREIGN COUNTRIES	111	106	67	91	101	22,198	14,824	6,172	8,241	9,469
Share of Bombay	*30*	*31*	*7*	*2*	..	*7,819*	*6,108*	*1,720*	*631*	*196*
" *Sind*	*109*	*104*	*66*	*90*	*101*	*21,295*	*14,923*	*5,834*	*8,157*	*9,439*
" *Madras*	..	..	..	..	..	..	..	..	..	*33*
TOTAL	139	135	73	92	101	29,117	20,181	7,554	8,788	9,647
Wheat (I. C)—	Tons	Tons	Tons	Tons	Tons					
United Kingdom (*including* Channel Islands)	6,964	175,283	16,775	..	..	9,74,960	1,70,67,830	10,07,990	11	17
Aden and Dependencies	254	234	257	211	150	68,870	70,468	50,871	41,048	32,172
Bahrein Islands	278	57	6	1	47	53,761	9,316	1,200	244	6,410
Ceylon (*excluding* Maldives)	33	75	145	166	220	8,296	18,592	30,199	30,004	26,734
Straits Settlements	277	354	312	330	284	73,501	78,967	64,294	60,874	42,348
Hongkong	62	31	84	120	24	9,151	3,958	8,587	14,344	2,130
Zanzibar and Pemba	261	293	291	301	243	71,637	72,544	74,672	74,085	54,094
Kenya Colony	127	119	123	117	157	35,227	35,449	30,860	28,329	34,278
Tanganyika Territory	329	243	229	244	250	84,140	66,835	54,805	56,093	50,245
Other British Possessions	7	7	43	10	23	2,547	1,998	6,050	2,461	3,760
TOTAL BRITISH EMPIRE	8,492	176,675	18,264	1,500	1,156	13 61,090	1,73,99,666	13,19,428	2,98,293	2,34,138

No. 11—*continued*

ARTICLES, AND COUNTRIES OF FINAL DESTINATION; ALSO SHARE OF EACH PROVINCE	QUANTITY					VALUE				
	1929-30	1930-31	1931-32	1932-33	1933-34	1929-30	1930-31	1931-32	1932-33	1933-34
Grain, Pulse and Flour—*continued*	Tons	Tons	Tons	Tons	Tons	R	R	R	R	R
Wheat (I. C)—continued										
Germany	..	70	..	..	..	..	7,000	..	..	..
Netherlands	..	400	..	..	..	..	40,000	..	..	..
Belgium	..	6,859	..	..	..	..	6,80,780	..	..	..
France	2	5,266	10	9	..	435	5,26,700	1,250	1,013	..
Greece (*including* Crete)	2,000	1,700	..	..	..	2,80,000	1,69,900	..	..	..
Muscat Territory and Trucial Oman	900	885	830	387	827	1,50,606	1,08,446	70,669	36,211	80,080
Other Native States in Arabia	1,890	1,147	832	231	284	2,93,025	1,72,089	91,552	35,831	34,821
Java	54	70	48	40	25	10,684	12,010	6,410	5,721	2,729
Egypt	..	3,815	201	..	..	..	3,47,562	16,902	..	..
Italian East Africa	102	75	9	6	9	21,938	13,563	1,009	1,186	1,225
Other Foreign Countries	31	43	26	21	29	6,606	6,606	3,760	3,910	4,321
TOTAL FOREIGN COUNTRIES	4,479	19,850	1,951	694	674	7,63,353	20,37,977	1,03,032	83,472	73,776
Share of Bengal	*117*	*137*	*177*	*168*	*76*	*20,784*	*19,606*	*26,292*	*21,724*	*7,851*
" *Bombay*	*2,110*	*1,451*	*1,357*	*1,308*	*1,235*	*5,81,335*	*3,60,139*	*3,13,311*	*2,93,173*	*2,10,106*
" *Sind*	*10,743*	*1,94,917*	*18,664*	*645*	*739*	*15,41,929*	*1,91,07,641*	*11,75,783*	*59,646*	*67,499*
" *Madras*	..	..	..	..	..	*204*	*176*	*217*	*193*	*168*
" *Burma*	*1*	..	*17*	*73*	*18*	*231*	*32*	*1,467*	*8,647*	*1,583*
TOTAL	12,971	196,505	20,215	2,194	2,060	21,24,473	1,94,97,643	15,12,460	3,82,246	3,76,004
Wheat flour (I. C)—	Tons	Tons	Tons	Tons	Tons					
Aden and Dependencies	6,005	5,657	5,577	3,500	2,847	12,65,366	9,04,352	6,09,065	4,03,774	3,28,176
Bahrein Islands	1,890	1,728	589	195	231	3,77,137	2,90,508	51,588	23,178	26,825
Ceylon (*excluding* Maldives)	1,291	1,254	812	325	254	2,82,027	2,20,817	88,316	40,508	28,817
Straits Settlements	3,426	3,496	3,229	1,618	1,611	7,18,686	6,11,908	3,41,600	2,72,121	2,16,345
Federated Malay States	387	478	789	392	148	80,043	89,436	92,449	54,770	18,701
Protectorate of S. W. Africa	..	24	..	..	..	..	6,890	..	..	..
Zanzibar and Pemba	3,133	2,953	2,748	1,500	641	7,66,167	6,13,408	3,28,186	2,02,960	1,08,618
Kenya Colony	3,461	3,135	3,149	1,662	1,422	8,13,837	7,19,812	3,73,978	2,70,962	2,42,263
Tanganyika Territory	193	213	180	67	58	44,257	54,690	21,348	18,694	14,619
Somaliland Protectorate	155	96	94	62	39	31,561	15,100	10,786	6,803	4,248
Anglo-Egyptian Sudan	894	20	5,192	2,260	218	1,22,618	4,547	5,96,852	2,44,075	29,..08
Mauritius and Dependencies	2,742	4,434	1,277	256	92	5,49,017	6,33,096	1,34,914	29,496	10 611
Seychelles	357	282	283	241	54	57,112	62,208	54,122	45,645	11,569
Other British Possessions	24	10	28	14	30	6,491	3,266	3,900	3,124	7,160
TOTAL BRITISH EMPIRE	23,906	23,902	23,922	12,112	7,676	51,99 981	42,06,826	34,44,730	17,79,679	10 60,352
Muscat Territory and Trucial Oman	3,077	2,966	3,114	2,708	2,086	6,03,586	4,09,927	2,98,781	2,63,206	3,02,317
Other Native States in Arabia	10,183	10,080	10,700	3,662	1,048	21,23,433	17,82,557	11,28,472	4,96,960	3 94,816
Iraq	1,856	115	40	40	21	3,61,561	22, 24	8,700	6,719	4,264
Persia	720	306	1	5	4	1,44,470	55,721	386	670	819
Henjam Island	58	61	22	13	19	11,610	10,042	2,911	1,997	2 540
Siam	242	296	316	227	181	56,046	61,..75	59,186	34,348	13 771
Egypt	6,830	6,173	8..2	23	9	14,23,424	10,05,6..1	91,534	2,257	906
Portuguese East Africa	245	304	212	206	102	54,794	48 020	44,906	0.,804	30 917
Italian East Africa (Somaliland and Eritrea)	3,639	2,107	3,157	1,345	2..6	7,46,485	3,46,125	3,04,397	1,41 685	22,780
French Somaliland	412	344	374	288	111	78,987	50,934	36,410	18,107	13,466
Other Foreign Countries	9	13	31	14	17	1,837	3,408	5,058	3,189	1,760
TOTAL FOREIGN COUNTRIES	26,997	23,007	18,902	9,478	4,..0	86,17,468	37,99,..74	23, 2,647	9 99,..6	5 77 169

No. 11—*continued*

ARTICLES, AND COUNTRIES OF FINAL DESTINATION; ALSO SHARE OF EACH PROVINCE	QUANTITY					VALUE				
	1929-30	1930-31	1931-32	1932-33	1933-34	1929-30	1930-31	1931-32	1932-33	1933-34
Grain, Pulse, and Flour —*continued*						R	R	R	R	R
Wheat flour (I. C)—continued	Tons	Tons	Tons	Tons	Tons					
Share of Bengal	*2,613*	*2,631*	*2,222*	*950*	*646*	*4,96,243*	*3,87,390*	*2,58,494*	*1,32,110*	*63,657*
" *Bombay*	*21,663*	*17,597*	*15,318*	*6,385*	*5,619*	*49,54,658*	*36,90,210*	*29,36,593*	*12,12,328*	*9,23,423*
" *Sind*	*26,478*	*26,493*	*24,858*	*13,359*	*6,180*	*62,63,982*	*39,03,063*	*25,64,836*	*14,13,812*	*6,40,646*
" *Madras*	*5*	--	*1*	*1*	..	*1,371*	*68*	*669*	*374*	*141*
" *Burma*	*6*	*188*	*325*	*95*	*89*	*1,530*	*23,157*	*36,585*	*11,055*	*9,797*
TOTAL	50,665	46,909	42,724	20,790	12,536	1,07,17,814	80,03,898	57,07,177	27,69,679	16,37,493
Other sorts (I. C)—	Tons	Tons	Tons	Tons	Tons					
United Kingdom (*excluding* Channel Islands)	106	111	164	741	140	12,186	15,230	15,569	46,732	14,284
Aden and Dependencies	92	4	27	18	4	9,969	1,111	2,406	1,015	717
Ceylon (*excluding* Maldives)	120	113	116	168	147	23,371	18,208	12,782	15,540	14,113
Straits Settlements	59	58	66	77	40	12,620	13,014	10,312	11,420	7,684
Union of South Africa	173	162	155	131	147	39,960	40,125	33,591	22,847	22,855
Zanzibar and Pemba	101	12	18	21	17	10,760	2,913	3,572	4,504	3,830
Kenya Colony	133	145	133	99	140	26,102	34,062	29,437	20,043	27,710
Tanganyika Territory	17	22	19	18	19	4,825	6,005	4,449	3,599	3,499
Mauritius and Dependencies	120	136	92	186	95	27,380	26,362	11,965	25,030	11,672
Other British Possessions	3	6	3	15	26	939	1,154	911	1,803	3,244
TOTAL BRITISH EMPIRE	924	769	793	1,469	775	1,78,112	1,58,084	1,24,944	1,52,533	1,09,058
Germany	215	159	215	263	260	42,631	24,346	23,979	31,396	25,790
Netherlands	10	20	17	66	55	2,232	4,685	1,771	8,995	5,477
Belgium	21	25	32	76	52	3,598	4,880	3,594	18,504	8,030
France	..	..	..	5	74	23	20	15	500	9,490
Native States in Arabia other than Makat Territory and Trucial Oman	595	90	..	..	..	63,808	4,620	176	188	155
Portuguese East Africa	32	40	54	47	46	8,627	10,524	12,601	8,500	7,500
Other Foreign Countries	6	18	30	21	46	1,564	3,427	3,161	2,802	4,230
TOTAL FOREIGN COUNTRIES	879	282	348	478	533	1,22,483	52,452	45,297	65,804	60,672
Share of Bengal	*1*	*1*	*1*	..	*7*	*336*	*260*	*162*	*24*	*429*
" *Bombay*	*764*	*774*	*821*	*988*	*1,036*	*1,73,754*	*1,66,778*	*1,38,716*	*1,54,166*	*1,42,636*
" *Sind*	*127*	*240*	*210*	*293*	*222*	*36,993*	*40,724*	*23,956*	*31,564*	*23,753*
" *Madras*	*6*	*1*	*5*	*24*	*13*	*1,264*	*162*	*512*	*1,218*	*429*
" *Burma*	*855*	*35*	*104*	*642*	*20*	*88,238*	*2,612*	*6,865*	*31,462*	*2,403*
TOTAL	1,803	1,051	1,141	1,947	1,308	3,00,595	2,10,536	1,70,241	2,18,427	1,69,730
Total Grain, Pulse, and Flour—	Tons	Tons	Tons	Tons	Tons					
United Kingdom (*excluding* Channel Islands)	73,470	253,058	107,297	121,600	92,856	1,01,42,058	2,52,24,087	75,46,199	68,31,038	59,84,256
Malta and Gozo	..	..	75	360	845	75	..	6,384	31,809	65,822
Cyprus	..	50	100	179	95	..	3,510	6,795	13,089	8,208
Palestine	98	27	208	367	98	14,647	4,511	24,768	35,583	8,640
Aden and Dependencies	21,588	22,193	18,610	13,315	18,708	41,56,132	36,41,585	21,13,774	14,30,394	14,74,202
Bahrein Islands	23,933	17,929	16,791	17,403	13,076	51,33,642	31,49,073	24,40,319	21,65,376	13,25,723
Ceylon (*excluding* Maldives)	467,860	480,828	450,474	426,485	437,712	6,96,89,244	6,01,61,845	4,02,20,886	3,70,29,536	2,96,57,877
Maldives	488	89	242	111	109	1,04,716	15,602	34,142	11,992	9,759
Straits Settlements	249,185	279,390	244,862	163,717	163,428	3,32,76,645	3,00,41,960	1,82,96,271	1,22,04,200	98,01,159
Federated Malay States	71,528	75,190	66,246	59,127	61,899	97,55,436	82,80,445	50,90,441	43,76,303	36,66,076
British Borneo	..	60	..	..	..	..	7,464	..	..	..
Hongkong	34,056	71,924	64,510	28,999	32,867	38,91,861	57,46,273	40,85,879	16,92,470	27,74,503
Gambia	..	2,499	..	400	775	..	2,29,075	..	19,707	41,248
Gold Coast (*excluding* Mandated Territory of British Togoland)	..	413	1,709	240	25	..	28,966	1,06,343	10,603	1,493
Nigeria (*excluding* Mandated Territory of British Cameroons)	..	1,700	851	778	61	..	1,19,318	41,788	51,985	3,986
Protectorate of S. W. Africa	..	34	..	..	..	..	6,890	..	..	101

No. 11—*continued*

ARTICLES, AND COUNTRIES OF FINAL DESTINATION; ALSO SHARE OF EACH PROVINCE	QUANTITY					VALUE				
	1929-30	1930-31	1931-32	1932-33	1933-34	1929-30	1930-31	1931-32	1932-33	1933-34
Grain, Pulse, and Flour —*continued*	Tons	Tons	Tons	Tons	Tons	R	R	R	R	R
Total Grain, Pulse, and Flour —*continued*										
Union of South Africa	27,308	31,223	28,909	26,814	27,649	50,81,835	46,02,578	34,16,701	29,22,706	24,61,549
Zanzibar and Pemba	20,409	16,674	17,586	13,176	14,575	33,28,918	23,51,909	18,59,606	13,32,526	18,07,132
Kenya Colony	10,302	8,702	6,988	4,255	4,067	22,96,446	18,82,760	12,78,184	8,35,870	7,67,863
Tanganyika Territory	1,118	1,167	840	617	659	2,01,620	2,59,336	1,82,002	1,27,002	1,28,797
Somaliland Protectorate	3,902	2,212	2,067	2,237	2,852	7,80,043	3,47,205	2,47,078	2,53,378	2,18,554
Anglo-Egyptian Sudan	1,090	303	10,329	5,455	740	2,28,475	80,643	10,34,822	5,14,156	90,623
Mauritius and Dependencies	70,631	58,403	57,221	57,910	57,473	1,16,78,147	78,28,208	62,91,811	54,79,406	41,77,691
Seychelles	2,934	2,645	2,593	3,148	1,866	5,09,374	3,77,000	3,18,186	3,45,188	1,79,518
Socotra	..	..	..	..	65	..	..	..	..	6,768
Canada—										
Via Atlantic Coast	5,925	3,102	5,100	4,600	6,903	6,64,253	3,21,960	3,62,838	3,50,301	3,94,254
„ Pacific „	164	1,283	1,056	747	750	25,165	1,77,935	1,28,023	51,158	76,030
Bahamas	..	..	..	116	458	..	..	..	7,373	24,891
British West India Islands (*excluding* Bahamas)	24,928	13,820	19,876	14,980	21,773	33,65,210	17,86,286	17,18,661	12,34,852	14,24,976
British Honduras	..	..	..	..	100	..	..	..	..	5,246
British Guiana	683	404	858	671	569	1,21,669	65,763	81,194	76,063	80,624
Commonwealth of Australia	5,401	1,344	4,166	6,136	5,007	7,72,774	1,81,616	3,73,427	5,04,676	2,61,696
Territory of Papua	6,822	6,344	1,725	2,025	2,000	8,85,261	6,92,606	1,41,563	1,36,910	1,01,442
New Zealand	1,588	1,603	1,902	658	1,867	2,31,846	2,12,677	1,58,313	81,311	1,11,656
Fiji Islands	443	1,834	537	499	708	95,626	2,22,165	69,868	62,858	80,038
Other British Possessions	..	1	..	14	44	200	118	40	3,320	3,581
TOTAL BRITISH EMPIRE	1,125,923	1,356,448	1,132,956	930,063	1,017,173	16,67,19,627	15,40,40,501	9,77,28,809	8,23,06,406	6,67,89,974
U. S. S. R.—										
Northern	3,750	4,800	2,059	4,800	2,400	4,31,667	5,16,646	1,26,914	3,27,843	1,08,277
Finland	515	..	6,750	1,000	2,000	69,171	..	4,62,251	69,779	1,01,547
Sweden	7,712	8,851	2,000	4,554	11,973	9,28,044	7,63,987	1,56,806	3,94,817	6,64,124
Norway	675	600	..	700	450	92,951	74,546	..	87,250	31,320
Poland (*including* Dantzig)	10,600	40,581	74,286	30,200	38,379	11,39,072	35,42,910	49,21,976	19,80,158	17,92,469
Germany	271,078	163,626	308,209	275,218	252,884	3,31,51,613	1,84,09,387	2,40,94,696	1,70,50,088	1,41,36,959
Netherlands	125,809	107,097	202,150	104,761	81,112	1,54,62,278	99,36,294	1,32,05,026	66,58,751	63,05,668
Belgium	30,215	53,053	57,140	29,979	41,135	33,08,698	51,34,373	32,94,218	16,93,149	15,64,522
France	2,847	14,728	7,828	17,706	19,099	3,76,005	15,78,882	7,02,452	13,17,749	16,07,997
Spain	..	..	24	..	65	..	..	2,197	..	5,971
Portugal (*including* Azores and Madeira)	12,852	5,495	2,605	1,789	903	17,26,616	5,09,715	2,32,812	1,47,177	64,748
Italy (*including* Fiume)	35,687	18,942	22,243	28,261	26,649	45,40,370	18,19,654	16,81,672	18,41,098	14,84,610
Roumania	1,010	250	200	1,200	200	1,45,227	11,044	16,578	95,803	8,180
Greece (*including* Crete)	2,000	1,729	155	315	215	2,80,000	1,75,015	19,477	37,109	22,851
Turkey, European	1,020	1,015	1,432	1,792	135	1,94,709	1,87,008	1,76,664	2,11,111	18,631
Turkey, Asiatic	1,622	575	618	320	123	2,27,348	80,850	59,782	32,324	8,401
Syria	189	57	611	1,143	551	44,634	13,933	76,543	1,19,596	67,023
Muskat Territory and Trucial Oman	27,804	26,846	23,346	25,649	19,777	52,44,680	41,51,121	27,19,671	28,39,345	19,91,249
Other Native States in Arabia	51,090	41,645	38,863	29,496	33,410	88,38,942	61,11,708	49,51,249	31,90,783	28,24,367
Iraq	2,874	416	328	438	246	5,75,103	80,731	50,641	54,576	42,648
Persia	7,250	2,465	338	1,527	473	14,70,107	5,41,154	61,649	1,69,267	44,151
Bahrein Island	109	92	30	13	21	21,292	15,044	6,130	2,055	3,179
Sumatra	134,293	1,19,80	95,862	62,456	64,805	1,75,82,976	1,43,43,702	83,76,316	43,30,410	40,75,190
Java	155,274	51,410	63,344	18,732	6,541	1,94,07,641	47,71,814	41,18,796	11,27,203	2,66,227
Celebes and other Islands	..	231	..	25	175	..	20,456	..	2,084	7,804
Siam	9,134	8,756	6,974	1,412	564	12,56,498	9,62,462	5,17,788	1,43,525	82,960
Philippines	2,500	7	..	1	5	3,02,377	884	96	231	639
Formosa	31,220	1	..	9,340	..	40,39,243	130	..	7,94,274	..
China (*exclusive of* Hongkong and Macao)	226,600	206,339	253,567	223,516	170,670	2,70,98,027	6,81,[illegible]472	[illegible]	1,79,99,251	92,74,649
Korea	22,930	4,229	..	..	..	30,24,715	5,11,729	..	..	..
Japan	25,807	17,46[illegible]	23,960	22,[illegible]03	17,[illegible]7	31,22,972	11,64,[illegible]62	12,10,[illegible]15	71,25,[illegible]78	7,[illegible]1,[illegible]16
Egypt	56,213	36,456	90,794	34,446	24,130	61,37,767	41,28,189	41,79,186	24,91,814	12,92,667

No. 11—*continued*

ARTICLES, AND COUNTRIES OF FINAL DESTINATION; ALSO SHARE OF EACH PROVINCE	QUANTITY					VALUE				
	1929-30	1930-31	1931-32	1932-33	1933-34	1929-30	1930-31	1931-32	1932-33	1933-34
Grain, Pulse, and Flour—*concluded*	Tons	Tons	Tons	Tons	Tons	R	R	R	R	R
Total Grain, Pulse, and Flour—concluded										
Tripoli (Libya)	44	..	22	63	4	8,325	..	2,400	5,100	213
Portuguese East Africa	8,579	9,810	8,274	8,467	8,010	17,48,262	16,50,344	11,45,923	10,07,021	7,62,738
Madagascar (Kerguelen)	25	17	2	..	..	5,280	3,212	459	..	87
Reunion	57	128	75	2,389	58	15,245	31,278	12,985	2,02,097	11,268
Italian East Africa (Somaliland and Eritrea)	10,728	4,653	6,584	4,042	3,324	19,12,561	7,19,515	7,18,145	4,43,440	2,94,071
French Somaliland	2,780	1,481	2,126	1,363	1,254	4,92,149	2,33,981	2,45,870	1,60,903	1,05,766
Abyssinia	..	..	330	..	..	..	..	23,589	..	..
United States of America—										
Via Atlantic Coast	1,635	2,554	563	508	842	2,41,145	3,22,706	61,140	59,623	82,023
,, Pacific ,,	6	7	8	4	700	2,455	1,358	1,936	396	29,217
Cuba	88,371	91,892	70,186	39,048	46,100	1,21,79,468	1,06,87,388	52,00,865	29,93,122	28,13,641
Hayti and St. Domingo	4,386	2,415	1,272	2,000	600	5,56,566	2,05,358	86,457	1,32,608	35,115
French West Indies	975	1,101	611	742	394	1,97,393	1,79,599	74,604	69,359	33,344
Colombia	..	895	3,430	43	..	..	1,21,515	2,38,026	3,169	..
Venezuela	288	823	1,547	933	814	34,752	80,077	1,12,304	64,949	45,589
Dutch Guiana	143	146	156	135	218	20,394	24,293	22,709	17,543	20,357
Argentine Republic (*including* the Atlantic Coast of Patagonia)	5,904	5,629	175	..	..	7,14,558	7,26,445	11,600	10	..
Chile (*including* the Pacific Coast of Patagonia)	60	..	..	30	..	8,232	10	..	2,684	..
Islands in the Pacific *other than* Hawaii	..	70	..	..	..	..	7,169	..	..	..
Other Foreign Countries	6	4	11	..	4	1,955	1,110	3,228	382	743
TOTAL FOREIGN COUNTRIES	1,324,338	1,257,401	14,81,204	1,076,720	853,038	18,11,96,718	14,07,78,200	10,59,79,171	7,84,84,458	5,06,88,562
Share of Bengal	*154,065*	*156,574*	*150,848*	*150,324*	*131,800*	*3,01,71,814*	*2,36,45,474*	*1,90,31,175*	*1,62,27,122*	*1,17,76,878*
,, *Bihar and Orissa*	*92*	*259*	*50*	..	..	*12,540*	*35,962*	*4,050*	..	..
,, *Bombay*	*69,448*	*48,194*	*96,339*	*45,413*	*42,235*	*1,54,62,002*	*1,03,92,119*	*1,19,90,755*	*69,32,605*	*61,07,201*
,, *Sind*	*99,230*	*279,832*	*128,336*	*97,940*	*58,215*	*1,80,62,193*	*3,23,12,501*	*1,22,67,316*	*99,36,250*	*57,01,579*
,, *Madras*	*100,902*	*108,656*	*65,128*	*69,076*	*81,131*	*1,92,17,784*	*1,89,76,209*	*95,51,229*	*90,22,961*	*82,50,180*
,, *Burma*	*2,087,221*	*2,022,404*	*2,173,259*	*1,693,030*	*1,556,330*	*26,49,90,007*	*21,34,57,336*	*15,08,72,965*	*11,86,49,395*	*8,56,42,698*
TOTAL	2,510,256	2,613,849	2,614,159	2,055,783	1,870,211	34,79,16,340	29,88,18,701	20,37,17,980	16,07,68,863	11,74,78,536
Gums and Resins—										
Arabic (H. D)—	Cwts.	Cwts.	Cwts.	Cwts.	Cwts.					
United Kingdom (*including* Channel Islands)	407	489	696	134	101	15,032	12,940	14,993	2,755	1,522
Other British Possessions	231	89	223	98	64	7,487	3,580	5,510	2,205	1,495
TOTAL BRITISH EMPIRE	638	578	919	232	165	22,519	16,520	20,503	4,960	3,017
U. S. S. R.—										
Northern	..	278	..	..	..	..	7,45	..	..	..
Germany	2,337	463	332	158	405	82,362	12,740	6,034	3,935	7,167
Belgium	1,921	1,830	525	245	373	68,304	48,831	6,930	3,645	5,392
France	1,396	220	486	..	..	38,350	5,022	9,720	..	..
United States of America— *Via* Atlantic Coast	1,077	2,939	401	491	..	42,289	72,169	9,545	9,440	..
Other Foreign Countries	85	16	68	20	21	3,360	688	1,977	484	500
TOTAL FOREIGN COUNTRIES	7,016	5,796	1,812	914	799	2,31,665	1,46,968	34,216	17,504	13,059
Share of Bengal	*32*	*66*	*97*	*69*	*16*	*800*	*2,125*	*1,920*	*1,700*	*250*
,, *Bombay*	*7,672*	*6,333*	*2,634*	*1,936*	*940*	*2,53,184*	*1,61,363*	*52,780*	*21,284*	*15,796*
TOTAL	7,704	6,374	2,731	1,146	964	2,54,184	1,63,488	54,719	22,484	16,046

No. 11—*continued*

ARTICLES AND COUNTRIES OF FINAL DESTINATION; ALSO SHARE OF EACH PROVINCE	QUANTITY					VALUE				
	1929-30	1930-31	1931-32	1932-33	1933-34	1929-30	1930-31	1931-32	1932-33	1933-34
Gums and Resins—*continued*	Cwts.	Cwts.	Cwts.	Cwts.	Cwts.	R	R	R	R	R
Benjamin (II. D)—										
TOTAL BRITISH EMPIRE	63	12	8	6	2	3,071	582	512	296	100
TOTAL FOREIGN COUNTRIES	18	9	4	9	..	540	850	150	248	..
Share of Bengal	*6*	*2*	*3*	*5*	*1*	*300*	*60*	*75*	*125*	*50*
" *Bombay*	*73*	*18*	*8*	*10*	*1*	*3,121*	*1,292*	*510*	*391*	*50*
" *Madras*	*2*	*1*	*1*	*2*	..	*100*	*80*	*77*	*80*	..
TOTAL	81	21	12	15	2	3,611	1,432	662	543	100
Olibanum or Frankincense (II. D)—	Cwts.	Cwts.	Cwts.	Cwts.	Cwts.					
TOTAL BRITISH EMPIRE	81	119	180	..	4	2,018	1,625	2,000	..	80
Belgium	210	..	21	..	..	5,840	..	225	..	..
United States of America—Pnd Atlantic Coast	207	117	..	66	..	7,034	4,255	..	4,000	..
Other Foreign Countries	91	362	41	3	..	2,936	7,106	810	48	..
TOTAL FOREIGN COUNTRIES	508	479	62	68	..	15,844	11,761	1,035	4,048	..
Share of Bombay	*589*	*593*	*198*	*88*	*4*	*17,339*	*13,386*	*3,035*	*4,048*	*99*
Rosin (II. D)—	Cwts.	Cwts.	Cwts.	Cwts.	Cwts.					
United Kingdom (*including* Channel Islands)	30,538	8,000	1,020	12,900	5,630	8,31,860	1,00,000	11,537	1,45,165	6,..9 7
Ceylon (*excluding* Maldives)	..	7	..	56	491	..	210	..	661	5,020
Hongkong	..	36	178	..	..	..	1,000	7,500	..	..
Commonwealth of Australia	870	604	10,616	7,813	3,146	12,999	8,500	1,42,125	1,00,508	31,701
Other British Possessions	321	11	89	37	105	5,680	196	1,131	678	1,360
TOTAL BRITISH EMPIRE	31,729	8,656	11,903	20,806	9,362	4,00,899	1,09,906	1,62,293	2,46,072	1,01,086
Germany	..	..	..	520	..	..	..	..	5,840	..
Belgium	1,203	..	..	..	..	18,055	..	..	..	..
Italy (*including* Fiume)	10,270	4,360	1,940	600	840	1,20,500	54,145	21,825	6,750	9,450
Java	2,740	..	509	..	..	38,135	..	6,808	..	..
Other Foreign Countries	133	135	76	134	150	1,761	1,831	1,046	1,447	1,771
TOTAL FOREIGN COUNTRIES	14,346	4,496	2,525	1,254	990	1,78,441	56,176	27,301	14,347	11,221
Share of Bengal	*6,078*	*616*	*11,252*	*7,187*	*3,661*	*88,773*	*8,491*	*1,54,994*	*1,93,..12*	*87,906*
" *Bombay*	*96*	*87*	*106*	*90*	*65*	*1,337*	*7,976*	*1,405*	*1,148*	*818*
" *Sind*	*41,903*	*12,449*	*2,970*	*14,043*	*6,626*	*5,56,930*	*1,54,619*	*33,276*	*1,49,436*	*74,464*
TOTAL	46,075	13,151	14,428	22,040	10,352	5,53,040	1,66,091	1,48,664	2,46,110	1 12,2 9
Other sorts (II. D)—	Cwts.	Cwts.	Cwts.	Cwts.	Cwts.					
United Kingdom (*including* Channel Islands)	936	546	502	934	1 36	66,794	14,390	11,796	22,142	22,461
Straits Settlements	66	27	328	250	67	1,910	814	6,841	6,..1	789
Honduras	519	472	468	1,224	794	15,776	10,..5	11,484	18,981	16,..87
Other British Possessions	190	85	210	135	162	5,896	2,486	5,727	2,019	3,161
TOTAL BRITISH EMPIRE	1,715	1,128	1,508	2,544	2 356	90,376	30,..50	35,847	50,..72	36,710

No. 11—*continued*

ARTICLES AND COUNTRIES OF FINAL DESTINATION; ALSO SHARE OF EACH PROVINCE	QUANTITY					VALUE				
	1929-30	1930-31	1931-32	1932-33	1933-34	1929-30	1930-31	1931-32	1932-33	1933-34
Gums and Resins—*concld.*	Cwts.	Cwts.	Cwts.	Cwts.	Cwts.	R	R	R	R	R
Other sorts (II, D)—contd.										
Germany	8,952	11,493	7,834	9,852	18,033	4,31,512	4,77,022	2,57,738	3,45,418	4,93,970
Netherlands	816	671	817	1,898	2,206	21,025	27,290	8,556	32,168	36,085
Belgium	3,146	2,575	1,209	1,383	2,110	99,103	53,652	19,447	22,880	41,410
France	3,140	852	619	479	466	1,02,763	28,751	14,689	10,800	14,525
United States of America—										
Vid Atlantic Coast	23,105	27,078	30,838	22,208	20,885	9,03,333	8,60,602	8,07,843	5,46,214	6,32,865
Other Foreign Countries	90	35	154	107	224	3,078	2,796	5,336	3,302	6,766
TOTAL FOREIGN COUNTRIES	38,949	42,704	41,471	35,987	53,824	15,65,814	14,50,113	11,13,659	9,60,782	12,25,624
Share of Bengal	*86*	*56*	*42*	*72*	*313*	*3,235*	*2,723*	*986*	*1,398*	*9,294*
,, *Bombay*	*40,397*	*43,249*	*42,813*	*38,314*	*55,487*	*16,13,627*	*14,50,663*	*11,37,537*	*10,02,581*	*12,57,224*
,, *Sind*	*124*	*522*	*180*	*90*	*356*	*7,334*	*26,796*	*7,275*	*3,892*	*10,901*
,, *Madras*	*20*	*5*	*17*	*28*	*61*	*346*	*141*	*208*	*584*	*490*
,, *Burma*	*38*	..	*17*	*27*	*12*	*4,148*	*50*	*1,500*	*2,700*	*925*
TOTAL	40,664	43,832	43,069	38,531	56,209	16,34,190	14,80,373	11,47,506	10,11,155	12,78,834
Total Gums and Resins—	Cwts.	Cwts.	Cwts.	Cwts.	Cwts.					
United Kingdom (*including* Channel Islands)	31,893	9,033	2,308	13,970	7,083	4,48,776	1,29,330	38,325	1,71,082	97,462
Ceylon (*excluding* Maldives)	402	56	168	118	572	7,658	1,663	2,263	2,042	6,282
Straits Settlements	175	40	426	330	62	5,440	2,828	8,808	5,855	1,041
Hongkong	519	606	851	1,224	794	15,774	12,585	23,234	19,981	16,887
Commonwealth of Australia	890	656	10,658	7,837	3,204	13,999	10,376	1,43,489	1,09,075	33,141
Other British Possessions	407	72	147	109	203	9,983	2,114	3,036	2,665	3,132
TOTAL BRITISH EMPIRE	34,276	10,493	14,558	23,488	11,918	4,96,580	1,58,891	2,19,155	3,10,700	1,57,445
U. S. S. R.—										
Northern	..	278	..	..	..	..	7,450	..	..	..
Germany	11,629	12,138	8,187	10,530	19,338	5,15,024	4,92,393	2,64,032	3,55,203	5,01,137
Netherlands	816	671	838	1,898	2,206	21,025	27,290	9,186	32,168	36,085
Belgium	6,480	4,405	1,755	1,628	2,483	1,85,342	1,02,483	26,602	26,525	46,802
France	4,640	1,072	1,125	479	466	1,41,163	33,843	25,019	10,800	14,525
Italy (*excluding* Fiume)	10,385	4,406	2,012	621	870	1,32,785	55,945	24,252	7,880	10,050
Java	2,740	2	509	2	..	36,125	100	4,500	80	..
United States of America—										
Vid Atlantic Coast	24,389	30,184	31,240	22,785	29,985	9,52,650	9,37,326	8,17,538	5,59,654	6,32,868
Other Foreign Countries	458	327	199	409	365	12,190	9,038	5,322	5,036	8,437
TOTAL FOREIGN COUNTRIES	60,837	53,483	45,874	38,352	55,613	19,96,304	16,65,868	11,76,451	9,96,846	12,49,904
Share of Bengal	*6,291*	*719*	*11,494*	*8,022*	*9,989*	*66,103*	*13,603*	*1,57,335*	*1,13,525*	*45,630*
,, *Bombay*	*48,938*	*50,240*	*45,753*	*39,588*	*56 507*	*18,59,418*	*16,28,680*	*11,95,286*	*10,29,330*	*12 73,978*
,, *Sind*	*42,027*	*13,971*	*3,150*	*14,173*	*6,582*	*5,32,764*	*1,53,295*	*40,650*	*1,62,327*	*55 326*
,, *Madras*	*23*	*6*	*18*	*30*	*41*	*446*	*321*	*255*	*664*	*491*
,, *Burma*	*33*	..	*17*	*27*	*12*	*4,148*	*50*	*1,500*	*2,700*	*925*
TOTAL	95,113	61,976	60,432	61,840	67 531	24,92,884	18,24,750	13,95,606	13,07,546	14 07,349
Hardware and cutlery, *including* **plateodware (III, D)**—										
United Kingdom (*including* Channel Islands)	—	—	—	—	—	61,413	41,712	13,900	20,737	10,950
Aden and Dependencies	—	—	—	—	—	20,534	25,591	26,111	37,657	31,850
Bahrein Islands	—	—	—	—	—	30,403	16,954	4,208	3,971	6,535
Ceylon (*excluding* Maldives)	—	—	—	—	—	2,42,874	2,21,394	96,536	1,91,658	79,011
Straits Settlements	—	—	—	—	—	48,481	1,70,746	35,085	29,009	37,479
Zanzibar and Pemba	—	—	—	—	—	16,617	6,809	6,616	5,752	5,941
Kenya Colony	—	—	—	—	—	38,042	26,555	20,986	14,781	19,55

No. 11—*continued*

ARTICLES, AND COUNTRIES OF FINAL DESTINATION; ALSO SHARE OF EACH PROVINCE	QUANTITY					VALUE				
	1929-30	1930-31	1931-32	1932-33	1933-34	1929-30	1930-31	1931-32	1932-33	1933-34
						R	R	R	R	R
Hardware and cutlery, (*including* plateдware (*III. D*) —*contd.*										
Tanganyika Territory	—	—	—	—	—	17,155	5,336	2,930	3,650	2,470
Anglo-Egyptian Sudan	—	—	—	—	—	47,878	35,798	13,994	11,142	15,130
Fiji Islands	—	—	—	—	—	6,757	4,068	3,280	5,166	4,297
Other British Possessions	—	—	—	—	—	26,518	19,800	8,668	11,615	18,000
TOTAL BRITISH EMPIRE	—	—	—	—	—	5,62,672	5,79,943	2,34,102	2,45,058	2,18,128
Norway	—	—	—	—	—	..	..	..	5,615	630
Germany	—	—	—	—	—	47,807	10,640	1,460	4,906	545
Netherlands	—	—	—	—	—	10,025	4,975	..	225	500
Belgium	—	—	—	—	—	8,223	4,750	2,540	3,616	1,025
France	—	—	—	—	—	3,965	1,371	497	12,512	600
Italy (*including* Fiume)	—	—	—	—	—	1,050	10,781	1,337	..	60
Maskat Territory and Trucial Oman	—	—	—	—	—	35,206	14,015	15,089	18,536	10,345
Other Native States in Arabia	—	—	—	—	—	25,094	17,847	6,166	9,083	14,562
Iraq	—	—	—	—	—	16,256	29,805	19,525	16,350	26,501
Persia	—	—	—	—	—	43,196	11,946	5,965	5,117	14,105
Java	—	—	—	—	—	15,873	30,107	12,042	13,187	3,545
Japan	—	—	—	—	—	415	630	998	4,674	19,962
Portuguese East Africa	—	—	—	—	—	35,243	27,056	14,789	10,118	11,150
United States of America—										
Fid Atlantic Coast	—	—	—	—	—	3,575	4,990	2,666	616	2,040
,, Pacific ,,	—	—	—	—	—	114	3,728	..	..	..
Argentine Republic (*including* the Atlantic Coast of Patagonia)	—	—	—	—	—	8,550	..	..	..	..
Other Foreign Countries	—	—	—	—	—	4,877	9,005	8,723	6,217	9,834
TOTAL FOREIGN COUNTRIES	—	—	—	—	—	2,61,221	1,52,275	91,844	1,05,930	1,19,868
Share of Bengal	—	—	—	—	—	*1,96,738*	*2,06,186*	*1,09,039*	*1,06,131*	*81,190*
,, *Bombay*	—	—	—	—	—	*3,51,710*	*2,80,491*	*1,44,227*	*1,31,671*	*1,81,083*
,, *Sind*	—	—	—	—	—	*64,132*	*45,866*	*14,509*	*18,188*	*21,184*
,, *Madras*	—	—	—	—	—	*1,91,311*	*1,87,113*	*69,550*	*55,018*	*72,141*
,, *Burma*	—	—	—	—	—	*23,193*	*17,617*	*6,616*	*9,706*	*14,792*
TOTAL	—	—	—	—	—	8,23,893	7,62,217	3,35,946	3,50,975	3,73,021
Hides and skins, raw—										
Hides, raw—										
Buffalo Hides (II. E)—	Tons	Tons	Tons	Tons	Tons					
United Kingdom (*including* Channel Islands)	230	437	226	169	243	1,38,643	2,07,224	81,992	35,751	61,344
Other British Possessions	4	1	8	—	5	1,921	946	2,728	207	938
TOTAL BRITISH EMPIRE	234	438	234	169	248	1,40,564	2,08,169	84,720	35,958	62,282
Finland	7	42	3	..	1	7,436	34,920	2,220	..	720
Sweden	114	96	28	20	25	1,10,759	79,969	19,587	13,292	11,319
Norway	13	7	12	6	9	10,029	5,897	3,625	1,540	3,647
Germany	1,231	1,187	645	223	470	14,22,169	10,69,504	6,41,214	1,25,440	3,61,258
Netherlands	85	22	3	28	13	63,992	23,861	1,538	16,615	7,726
Belgium	28	8	19	10	20	25,498	7,847	10,617	9,167	11,475
France	42	14	11	6	21	30,986	14,209	7,093	3,158	6,469
Spain	147	62	24	31	2	1,58,340	52,425	10,994	5,068	1,177
Italy (*including* Fiume)	151	111	71	78	146	1,51,254	72,453	30,972	21,979	42,463
Czechoslovakia	7	3	11	..	..	9,011	2,434	6,220	..	..
Bulgaria	519	630	543	121	1 14	6,36,631	4,63,292	2,34,641	62,852	84,541
Greece (*including* Crete)	455	551	137	268	512	3,07,264	4,05,219	87,131	1,36,178	3,72,489

No. 11—*continued*

ARTICLES, AND COUNTRIES OF FINAL DESTINATION; ALSO SHARE OF EACH PROVINCE	QUANTITY					VALUE				
	1929-30	1930-31	1931-32	1932-33	1933-34	1929-30	1930-31	1931-32	1932-33	1933-34
	Tons	Tons	Tons	Tons	Tons	R	R	R	R	R
Hides and skins, raw—*continued*										
Hides, raw—continued										
Buffalo hides (II. E)—*continued*										
Turkey, European	187	599	382	204	312	1,14,557	3,13,189	1,25,306	50,964	1,21,048
Turkey, Asiatic	312	210	207	103	123	1,55,085	76,132	60,226	28,334	23,658
Syria	15	7	12	..	43	9,519	3,851	7,050	..	10,756
Persia	42	24	3	..	3	35,632	10,515	1,402	..	1,464
Egypt	262	123	140	125	313	1,66,037	65,774	59,801	36,094	80,396
Tripoli	3	3	42	..	..	2,300	1,574	14,978	..	..
United States of America—										
Vid Atlantic Coast	616	66	51	..	135	6,59,695	70,337	38,742	..	76,269
Other Foreign Countries	15	13	5	29	7	12,415	10,382	3,647	7,930	10,894
TOTAL FOREIGN COUNTRIES	4,358	3,768	2,368	1,394	2,659	39,65,682	27,89,904	12,17,144	5,96,064	11,73,056
Share of Bengal	*3,130*	*3,065*	*1,606*	*776*	*1,496*	*30,21,790*	*24,08,685*	*9,35,204*	*4,06,808*	*7,68,054*
„ *Bombay*	*116*	*67*	*145*	*51*	*136*	*1,63,082*	*45,145*	*78,015*	*18,790*	*53,724*
„ *Sind*	*577*	*457*	*194*	*196*	*523*	*5,49,903*	*3,32,373*	*67,472*	*89,451*	*2,40,570*
„ *Madras*	..	..	*2*	..	*5*	..	..	*540*	*207*	*938*
„ *Burma*	*760*	*617*	*825*	*540*	*887*	*3,71,471*	*2,12,291*	*2,24,633*	*1,16,768*	*1,72,052*
TOTAL	4,583	4,206	2,702	1,563	2,047	41,06,246	29,98,494	13,05,864	6,32,024	12,35,338
	Tons	Tons	Tons	Tons	Tons					
Cow hides (II. E)—										
United Kingdom (*including* Channel Islands)	599	1,142	1,038	1,181	2,750	4,28,526	5,22,018	3,63,054	3,86,141	9,86,045
Bahrein Islands	..	..	20	3	..	..	..	8,161	1,137	..
Straits Settlements	46	8	44	..	..	43,250	6,000	16,494	..	..
Union of South Africa	25	..	8	..	1	28,471	..	7,764	..	547
Other British Possessions	8	1	7	..	..	3,998	635	4,000	121	175
TOTAL BRITISH EMPIRE	678	1,151	1,112	1,184	2,751	5,04,245	5,28,653	3,99,463	3,87,399	9,87,667
Finland	490	474	392	365	652	5,42,337	3,76,605	2,48,535	1,72,906	3,48,339
Esthonia	9	..	..	..	..	9,465	..	..	..	..
Sweden	976	895	520	420	458	10,40,642	7,76,449	3,34,544	2,25,274	2,59,822
Norway	727	534	550	377	450	7,75,184	4,22,592	3,17,062	1,96,748	2,45,912
Denmark	6	..	..	..	..	6,644	..	..	..	..
Poland (*including* Danzig)	3	11	..	..	..	2,344	11,508	..	..	..
Germany	3,117	5,843	4,355	3,413	5,115	94,99,937	50,93,859	27,21,224	18,16,787	31,34,357
Netherlands	852	907	491	614	1,103	10,83,890	10,29,409	3,71,820	4,16,568	6,48,321
Belgium	167	30	10	1	7	2,15,445	34,856	10,244	243	4,973
France	85	32	18	..	321	80,835	19,719	9,098	..	1,47,303
Spain	3,000	1,559	1,195	883	583	24,43,876	12,89,857	7,44,795	3,53,330	3,26,674
Portugal (*including* Azores and Madeira)	4	..	..	14	..	5,252	..	..	6,350	..
Italy (*including* Fiume)	4,078	4,263	3,232	2,724	3,621	42,14,852	31,27,870	15,55,750	11,86,584	16,31,747
Austria	22	..	..	..	..	18,975	..	..	..	..
Czechoslovakia	264	250	99	189	158	2,62,764	1,78,871	56,237	82,711	81,760
Kingdom of Serb-Croat Slovenes	35	..	..	..	..	36,561	..	..	..	..
Bulgaria	142	323	311	139	52	1,66,272	2,38,881	1,77,205	69,996	29,020
Roumania	1	5	10	27	45	932	3,075	5,570	11,800	18,910
Greece (*including* Crete)	393	751	606	773	828	4,09,387	4,98,756	3,11,961	3,14,665	4,11,771
Turkey, European	270	400	496	302	241	2,84,505	2,66,041	2,44,479	1,27,558	1,20,077
Turkey, Asiatic	12	6	29	20	1	8,103	2,932	6,249	7,872	469
Persia	5	1	..	..	..	5,527	1,490	..	..	..
Japan	9	7	59	35	253	4,411	4,513	42,669	22,631	1,45,262
Portuguese East Africa	..	14	..	..	..	..	14,625	..	..	..
Egypt	101	205	85	147	106	90,851	1,25,304	43,286	33,415	38,714

No. 11—*continued*

ARTICLES, AND COUNTRIES OF FINAL DESTINATION; ALSO SHARE OF EACH PROVINCE	QUANTITY					VALUE				
	1929-30	1930-31	1931-32	1932-33	1933-34	1929-30	1930-31	1931-32	1932-33	1933-34
Hides and skins, raw—*continued*						R	R	R	R	R
Hides, raw—continued										
Cow hides (II. E)—*contd.*	Tons	Tons	Tons	Tons	Tons					
United States of America—										
Vid Atlantic Coast	239	150	..	..	95	1,32,941	61,317	..	..	48,173
„ Pacific „	..	..	..	..	18	..	..	..	..	11,283
Other Foreign Countries	7	9	4	..	..	7,257	5,615	1,550	2,331	..
TOTAL FOREIGN COUNTRIES	10,003	16,669	12,458	10,255	14,115	2,13,49,286	1,35,63,844	72,02,188	80,47,769	76,67,929
Share of Bengal	*14,768*	*12,126*	*9,094*	*7,573*	*10,302*	*1,66,35,743*	*1,01,91,657*	*54,33,519*	*38,07,143*	*61,13,716*
„ *Bombay*	*698*	*967*	*349*	*618*	*763*	*10,87,902*	*9,34,772*	*2,69,423*	*2,30,659*	*4,99,7.6*
„ *Sind*	*2,316*	*1,731*	*1,166*	*686*	*1,494*	*27,19,207*	*16,19,099*	*3,59,209*	*4,27,183*	*9,34,917*
„ *Madras*	..	..	..	*1*	*2*	*116*	*199*	..	*449*	*1,499*
„ *Burma*	*2,004*	*2,996*	*2,963*	*2,763*	*3,896*	*15,11,363*	*13,46,769*	*10,83,509*	*8,76,735*	*11,79,753*
TOTAL	19,681	17,820	13,570	11,439	16,666	2,18,83,531	1,40,92,497	76,01,621	84,33,168	86,53,506
Calf skins—										
Buffalo Calf skins (II. E)—	Tons	Tons	Tons	Tons	Tons					
United Kingdom (*including* Channel Islands)	20	25	6	11	2	15,041	15,914	3,166	3,383	1,082
Other British Possessions	..	..	..	..	..	..	2	..	..	..
TOTAL BRITISH EMPIRE	20	25	6	11	2	15,041	15,914	3,166	3,383	1,082
Germany	123	91	63	4	19	1,12,428	74,401	45,889	1,631	6,819
Netherlands	17	42	22	34	32	13,617	23,028	10,491	17,853	16,080
Belgium	9	8	..	..	..	7,941	5,611	..	..	125
Spain	42	30	6	28	16	46,471	16,591	1,581	11,066	5 677
Italy (*including* Fiume)	106	99	35	54	68	99,949	67,928	16,108	21,102	20 183
Bulgaria	8	..	1	..	..	6,479	..	685	..	..
Egypt	..	28	..	..	..	..	18,204	..	..	..
United States of America—										
Vid Atlantic Coast	67	6	1	..	97	56,546	6,960	211	194	81,545
Other Foreign Countries	9	2	1	12	14	6,597	1 623	661	6,201	6,995
TOTAL FOREIGN COUNTRIES	381	306	129	132	248	3,40,728	2,13,881	75,880	55,777	1,05,324
Share of Bengal	..	..	..	*1*	..	..	..	..	*648*	*128*
„ *Bombay*	..	*14*	*2*	*2*	..	..	*5,800*	*919*	*1,216*	..
„ *Sind*	*401*	*317*	*132*	*140*	*248*	*3,56,169*	*2,23,893*	*78,106*	*57,307*	*1,07,046*
Madras	..	..	..	..	..	..	*2*	..	..	*124*
TOTAL	401	331	135	143	248	3,56,169	2,29,695	79,025	59,170	1,08,046
Cow Calf skins (II. E)—	Tons	Tons	Tons	Tons	Tons					
TOTAL BRITISH EMPIRE	..	..	..	..	5	..	2	201	196	2,578
Germany	71	76	..	21	2	94,886	84,619	..	17,246	1,419
Netherlands	61	76	58	53	4	75,551	69,443	43,210	43,227	1,703
Belgium	34	20	3	..	..	40,760	23,490	2,812	..	..
France	2	8	9	1	2	2,178	7 440	6,539	730	2 276
Spain	246	107	96	105	115	2,81,122	1,20 780	77,117	62,013	80,628
Italy (*including* Fiume)	51	25	34	20	64	73,327	22,108	18,902	9,563	36,610
Bulgaria	12	..	4	..	..	17,000	..	3,102	..	..
Japan	..	..	8	..	7	308	..	6,601	110	5,745
United States of America—										
Vid Atlantic Coast	18	..	..	..	6	17,867	27	6,164	643	3 561
Other Foreign Countries	3	..	..	..	..	3,750	672	..	..	..
TOTAL FOREIGN COUNTRIES	498	408	212	208	196	8,54,717	4,99,151	1,61,530	1,11,602	1 2 7

No. 11—*continued*

ARTICLES, AND COUNTRIES OF FINAL DESTINATION; ALSO SHARE OF EACH PROVINCE	QUANTITY					VALUE				
	1929-30	1930-31	1931-32	1932-33	1933-34	1929-30	1930-31	1931-32	1932-33	1933-34
Hides and skins, raw—*continued*						R	R	R	R	R
Hides, raw—continued										
Calf skins—*contd.*	Tons	Tons	Tons	Tons	Tons					
Cow Calf skins (II. E)—*contd.*										
Share of Bengal	37	12	10	..	7	42,165	10,738	8,609	..	5,844
„ *Bombay*	..	6	..	1	..	1,553	4,527	4,225	1,168	2,761
„ *Sind*	501	390	198	199	196	6,12,599	3,93,858	1,46,994	1,32,429	1,26,133
„ *Madras*	..	..	..	..	..	..	2	2,102	..	101
„ *Burma*	..	..	4	..	..	..	..	..	..	..
TOTAL	538	408	212	200	203	6,56,717	4,09,155	1,61,930	1,33,597	1,34,645
Total Calf skins (II. E)—	Tons	Tons	Tons	Tons	Tons					
United Kingdom (*including Channel Islands*)	20	25	6	11	7	15,941	15,912	3,547	3,569	3,660
Other British Possessions	..	..	..	..	..	..	4	..	10	..
TOTAL BRITISH EMPIRE	20	25	6	11	7	15,941	15,916	3,547	3,579	3,660
Germany	194	165	63	25	21	2,07,313	1,58,420	45,839	18,836	8,538
Netherlands	78	116	80	87	36	89,368	92,966	54,204	60,830	17,780
Belgium	43	38	3	..	..	48,481	39,301	2,812	..	125
France	7	9	9	1	2	6,522	8,500	6,539	700	2,274
Spain	328	227	102	138	131	3,77,794	2,07,290	78,093	74,069	66,105
Italy (*including* Fiume)	157	124	69	74	132	1,68,276	90,126	35,100	29,665	56,793
Bulgaria	20	..	5	..	..	23,470	..	2,587	..	..
Japan	..	..	8	..	7	306	..	6,601	110	5,745
Egypt	..	28	..	..	..	..	18,204	..	..	..
United States of America—										
Fld Atlantic Coast	86	6	1	..	101	74,403	6,987	4,377	637	55,136
Other Foreign Countries	7	1	1	12	14	6,003	1,240	651	4,201	4,895
TOTAL FOREIGN COUNTRIES	919	714	341	332	444	9,90,945	6,23,034	2,37,403	1,89,138	2,37,391
Share of Bengal	37	12	10	1	7	42,165	10,738	8,609	642	5,769
„ *Bombay*	..	20	8	3	..	1,553	10,427	6,144	2,444	2,761
„ *Sind*	902	707	331	339	444	9,68,768	6,17,781	2,25,100	189,731	2,25,194
„ *Madras*	..	..	..	..	..	..	4	..	..	326
„ *Burma*	..	..	4	..	..	..	..	2,102	..	..
TOTAL	939	739	347	343	451	10,12,886	6,38,950	2,40,955	1,92,717	2,41,051
Other hides (II. E)—	Tons	Tons	Tons	Tons	Tons					
United Kingdom (*including Channel Islands*)	2	37	5	..	11	462	20,204	800	..	1,610
Bahrein Islands	..	..	3	..	..	..	..	568	..	..
TOTAL BRITISH EMPIRE	2	37	8	..	11	462	20,204	1,368	..	1,610
Germany	34	6	..	..	..	40,980	1,677	..	..	..
United States of America—										
Fld Atlantic Coast	..	6	..	..	..	100	7,631	..	..	..
Other Foreign Countries	7	6	1	3	..	2,628	1,577	210	469	..
TOTAL FOREIGN COUNTRIES	41	17	1	3	..	43,708	10,885	210	469	..
Share of Bombay	2	..	..	..	..	7,649	..	..	..	..
„ *Sind*	53	54	9	3	11	56,490	31,089	1,578	469	2,019
TOTAL	43	54	9	3	11	64,170	31,089	1,578	469	1,819

No. 11—*continued*

ARTICLES, AND COUNTRIES OF FINAL DESTINATION; ALSO SHARE OF EACH PROVINCE	QUANTITY					VALUE				
	1929-30	1930-31	1931-32	1932-33	1933-34	1929-30	1930-31	1931-32	1932-33	1933-34
Hides and skins, raw—*continued*						R	R	R	R	R
¶*Hides, raw*—*concluded*										
Total Hides, raw—	Tons	Tons	Tons	Tons	Tons					
United Kingdom (*including* Channel Islands)	841	1,641	1,370	1,361	2,051	5,83,372	7,65,758	4,58,303	4,35,463	10,53,359
Cyprus	12	..	..	..	..	5,903	..	..	..	..
Bahrein Islands	..	..	28	3	..	116	—	10,517	1,137	..
Straits Settlements	46	8	45	..	..	43,250	6,200	16,986	..	..
Union of South Africa	25	..	8	..	1	28,471	..	7,764	..	847
Other British Possessions	..	2	9	..	5	..	1,405	6,540	338	1,115
TOTAL BRITISH EMPIRE	924	1,651	1,460	1,364	2,057	6,81,212	7,73,363	4,93,098	4,36,938	10,55,319
Finland	500	516	895	365	655	5,53,523	4,15,525	2,50,858	1,72,906	3,69,738
Esthonia	9	..	..	..	..	9,465	..	..	..	..
Sweden	1,000	991	548	440	484	11,51,371	8,56,418	3,34,278	2,38,566	3,72 284
Norway	740	541	563	390	464	7,95,213	4,25,489	2,21,141	2,01,480	2,51,291
Denmark	10	3	..	..	..	9,794	2,250	..	..	..
Poland (*including* Dantzig)	7	13	5	..	3	6,725	13,788	3,354	..	1,837
Germany	9,676	7,200	5,043	3,671	5,606	1,11,80,499	63,32,460	32,50,397	19,61,443	34,04,358
Netherlands	1,015	1,045	574	739	1,152	12,37,240	11,45,736	4,27,562	4,94,013	6,66,398
Belgium	248	76	31	11	27	2,99,416	82,034	21,473	9,390	16,573
France	134	55	38	7	354	1,18,281	42,429	22,720	4,343	1,84 587
Spain	2,475	1,848	1,321	852	718	29,80,010	15,49,572	8,34,687	4,36,091	4 13 956
Portugal (*including* Azores and Madeira)	4	..	..	18	..	5,251	..	..	7,912	..
Italy (*including* Fiume)	4,386	4,501	3,372	2,876	3,939	45,29,382	32,91,446	16,21,892	12 47,328	17,56,489
Austria	22	..	..	5	..	18,975	..	..	5,313	..
Czechoslovakia	271	253	110	189	158	3,71,775	1,81,208	62,437	82,711	81,760
Kingdom of Serb-Croat Slovene	35	..	..	..	..	36,561	..	..	..	..
Bulgaria	678	943	859	260	205	6,85,382	7,02,173	4,16,223	1,32,518	1,14,643
Roumania	1	10	10	27	45	932	7,462	5,570	11,800	18 810
Greece (*including* Crete)	862	1,302	742	1,168	1,644	7,16,934	9,04,763	3,99,392	3,14,707	3,06,352
Turkey, European	456	999	877	487	553	3,99,062	5,79,230	3,60 785	1,78,899	2 68,157
Turkey, Asiatic	324	216	234	142	124	1,63,884	79,064	72,436	41,129	24,067
Syria	17	9	16	..	43	11,535	4,777	5,600	..	10,756
Persia	54	28	4	3	3	43,787	19,457	1,612	978	1,666
Japan	11	7	67	55	270	6,458	6,513	69,270	25,021	1,73,260
Egypt	383	356	225	272	419	2,56,638	2,09,282	1,08,067	79,409	1,19,110
Tripoli (Lybia)	2	3	42	2	..	2,300	1,574	14,978	462	..
Portuguese East Africa	..	14	..	..	..	..	14,023	..	..	..
United States of America—Via Atlantic Coast	930	228	52	..	231	8,07,139	1,26,272	42,119	687	1 79,178
„ Pacific „	..	..	..	..	18	..	..	..	..	11,255
Other Foreign Countries	10	10	..	5	..	8,199	6,164	295	2 045	43
TOTAL FOREIGN COUNTRIES	24,321	21,166	15,168	11,984	17,218	2,63,56,611	1,69,97,667	84,56,928	58,33,447	90 78 378
Share of Bengal	*17,935*	*15,901*	*10,730*	*8,349*	*11 206*	*1,85,99,535*	*1,36,11,110*	*61,77,692*	*61,99,493*	*68 91,601*
„ *Bombay*	*818*	*1,054*	*686*	*472*	*891*	*11,58,617*	*9,50,141*	*5,33,715*	*3,11,333*	*4,66,118*
„ *Sind*	*3,728*	*2,948*	*1,628*	*1,276*	*2 342*	*42,76,464*	*24,09,342*	*11,84,789*	*7,04,013*	*14 29,211*
„ *Madras*	..	..	*2*	*1*	*7*	*116*	*104*	*546*	*616*	*2,646*
„ *Burma*	*2,764*	*2,873*	*3,798*	*3,307*	*4,743*	*15,84,834*	*15,19,960*	*12 85,734*	*9,91,802*	*13,42 786*
TOTAL	25,245	22,819	16,628	13,349	20 273	2,70,16,533	1,77,81,680	91,80,118	92,01,278	1,01,32,896
Skins, raw—										
Goat skins (H. E)—	Tons	Tons	Tons	Tons	Tons					
United Kingdom (*including* Channel Islands)	548	1,008	2,457	2,611	4,548	19,76,546	27,20,256	43,75,476	49,45,715	77,04 565
Irish Free State	..	..	..	..	7	..	..	..	..	7 50
Commonwealth of Australia	481	330	251	705	1201	20,28,492	14,19,134	5,73,773	7,79,212	7 07,717
Newfoundland	..	..	..	..	7	..	972	..	..	6,197
Other British Possessions	1	3	1	2	..	1 721	4,047	4,500	1,414	1,956
TOTAL BRITISH EMPIRE	1,035	1,341	2,719	3,325	4 562	40,06,779	41,17,410	49,53,749	57,26,353	84 82 131

No. 11—*continued*

ARTICLES, AND COUNTRIES OF FINAL DESTINATION; ALSO SHARE OF EACH PROVINCE	QUANTITY					VALUE				
	1929-30	1930-31	1931-32	1932-33	1933-34	1929-30	1930-31	1931-32	1932-33	1933-34
						R	R	R	R	R
Hides and skins, raw—*continued*										
Skins, raw*—*contd	Tons	Tons	Tons	Tons	Tons					
Goat skins (H. E.)—*contd.*										
Germany	61	66	123	122	169	1,49,153	1,91,167	1,30,687	3,64,536	5,07,573
Netherlands	220	441	368	496	992	8,58,530	12,96,176	8,87,740	11,05,558	17,47,250
Belgium	296	202	247	249	149	17,85,766	8,76,839	7,48,352	5,72,755	4,45,099
France	367	567	399	355	390	13,07,823	13,04,003	10,35,658	8,07,711	5,73,863
Spain	1	12	58	38	21	2,000	17,969	76,078	40,100	36,300
Switzerland	..	3	..	..	..	..	7,500	..	..	..
Kingdom of Serb-Croat Slovenes	..	..	..	37	..	..	..	..	1,37,375	..
Italy (*including* Fiume)	19	68	76	163	148	55,874	1,35,149	1,60,588	2,86,061	3,72,741
Czechoslovakia	..	..	..	46	138	..	..	..	1,73,824	3,81,735
Japan	..	..	12	..	3	200	..	25,000	2,000	9,801
Egypt	1	7	..	..	..	2,100	62,500	..	..	..
Italian East Africa (Somaliland and Eritrea)	32	..	..	..	..	30,287	..	..	..	..
United States of America—										
Via Atlantic Coast	18,595	14,711	11,616	7,635	11,605	3,61,06,939	2,55,83,960	1,77,39,550	86,64,107	1,51,43,785
,, Pacific	..	..	..	..	6	..	..	..	..	10,000
Other Foreign Countries	1	3	..	4	2	2,569	2,932	30	4,938	5,410
TOTAL FOREIGN COUNTRIES	19,593	16,090	12,894	9,144	13,623	4,03,09,241	2,94,79,115	2,08,59,683	1,21,68,965	1,92,33,557
Share of Bengal	*7,006*	*5,892*	*3,213*	*6,386*	*9,449*	*2,34,76,383*	*1,91,82,132*	*1,60,81,983*	*1,16,15,613*	*1,78,15,424*
,, *Bombay*	*6,294*	*5,083*	*1,365*	*1,592*	*3,022*	*86,16,336*	*52,87,821*	*19,95,446*	*15,54,912*	*30,50,849*
,, *Sind*	*6,414*	*4,443*	*4,297*	*3,401*	*4,801*	*97,15,858*	*64,24,918*	*20,84,764*	*31,11,664*	*46,27,999*
,, *Madras*	*911*	*995*	*1,238*	*773*	*909*	*23,02,345*	*27,30,124*	*26,57,333*	*15,83,634*	*21,40,601*
,, *Burma*	*3*	..	..	..	*2*	*5,168*	*599*	..	..	*1,515*
TOTAL	20,623	17,415	15,613	12,152	18,183	4,43,16,020	3,35,95,525	2,58,19,431	1,78,65,818	2,76,65,588
Sheep skins (H. E.)—	Tons	Tons	Tons	Tons	Tons					
United Kingdom (*including* Channel Islands)	29	20	33	23	84	41,322	49,754	1,03,849	67,615	1,95,412
Ceylon (*excluding* Maldives)	1	..	2	11	6	14,891	9,672	7,298	8,588	8,092
Commonwealth of Australia	..	..	..	..	23	..	1	..	20	41,674
Other British Possessions	2	..	..	..	..	700	..	..	..	..
TOTAL BRITISH EMPIRE	32	20	35	34	113	56,913	59,427	1,11,147	76,223	2,45,178
Sweden	44	68	34	64	..	69,110	99,434	35,706	52,050	..
Germany	206	64	5	13	148	2,80,068	92,785	15,470	12,333	1,25,665
Netherlands	19	29	18	29	95	27,013	43,560	12,187	28,687	69,656
Belgium	20	4	..	..	7	29,697	4,830	..	..	12,000
France	237	197	68	26	130	3,57,569	2,88,682	91,040	30,882	96,779
Italy (*including* Fiume)	217	263	360	454	731	3,24,482	3,28,132	2,99,054	3,16,569	5,57,333
Turkey, European	8	..	..	..	..	11,066	..	..	..	..
United States of America—										
Via Atlantic Coast	104	14	3	6	6	1,49,410	22,009	2,976	9,857	23,803
Other Foreign Countries	..	..	..	..	14	354	468	18	465	6,969
TOTAL FOREIGN COUNTRIES	855	639	488	602	1,131	12,48,709	8,79,900	4,56,461	4,50,833	8,90,905
Share of Bengal	*101*	..	*16*	*37*	*129*	*1,35,787*	*2,729*	*16,280*	*28,053*	*75,491*
,, *Bombay*	*39*	*15*	*28*	*69*	*56*	*62,203*	*30,328*	*96,388*	*90,487*	*1,05,171*
,, *Sind*	*633*	*573*	*433*	*521*	*947*	*9,45,215*	*7,50,047*	*3,96,994*	*3,95,585*	*7,32,524*
,, *Madras*	*101*	*71*	*33*	*15*	*99*	*1,78,875*	*1,26,330*	*68,066*	*13,125*	*2,15,153*
,, *Burma*	*11*	..	..	..	*1*	*6,961*	..	..	..	*1,544*
TOTAL	887	681	520	636	1,214	13,05,032	9,39,327	5,67,606	5,27,050	11,33,083

No. 11—*continued*

ARTICLES, AND COUNTRIES OF FINAL DESTINATION; ALSO SHARE OF EACH PROVINCE	QUANTITY					VALUE				
	1929-30	1930-31	1931-32	1932-33	1933-34	1929-30	1930-31	1931-32	1932-33	1933-34
Hides and skins, raw—concluded						R	R	R	R	R
***Skins, raw*—continued**	Tons	Tons	Tons	Tons	Tons					
Other skins (II. E)—										
United Kingdom (*including* Channel Islands)	95	58	35	46	76	10,87,076	4,48,492	1,76,212	3,21,646	6,03,188
Ceylon (*excluding* Maldives)	..	..	..	1	3	870	1,400	158	37,718	10,[illegible]4
Straits Settlements	..	..	..	..	..	4,200	..	180	581	6,427
Hongkong	..	..	1	1	..	2,410	5,518	7,887	1,472	1,763
Commonwealth of Australia	7	4	23	34	23	55,206	47,900	1,07,508	1,63,859	1,01,003
Other British Possessions	..	..	..	..	..	2,662	4,065	210	150	15
TOTAL BRITISH EMPIRE	102	62	59	82	102	11,01,823	5,02,180	2,90,923	5,15,560	8,22,536
Germany	20	23	38	147	118	2,32,210	1,78,234	70,849	4,91,433	6,88,639
Netherlands	23	44	16	51	29	3,41,072	3,43,604	78,437	2,10,092	2,37,680
Belgium	7	..	4	3	3	1,06,578	..	19,900	14,318	9,100
France	186	83	198	151	121	21,88,417	6,80,284	3,70,422	12,26,782	10,82,180
Italy (*including* Fiume)	..	..	..	3	11	3,154	1,447	..	33,475	1,86,888
Czechoslovakia	..	..	..	1	2	...	..	..	5,000	20,000
China (*exclusive* of Hongkong and Macao)	..	..	1	..	1	5,350	2,899	2,487	2,475	7,071
United States of America—										
Fd Atlantic Coast	185	16	16	90	85	22,56,482	2,17,967	1,52,300	6,72,457	8,76,478
,, Pacific	..	..	..	..	..	300	..	..	..	..
Other Foreign Countries	..	..	1	..	..	1,025	300	3,178	210	748
TOTAL FOREIGN COUNTRIES	421	164	272	446	380	51,34,556	12,19,625	7,02,518	24,56,742	29,07,207
Share of Bengal	*375*	*193*	*218*	*438*	*429*	*47,43,938*	*13,30,638*	*8,49,760*	*27,99,760*	*33,14,800*
,, *Bombay*	*75*	*7*	*7*	*30*	*34*	*7,48,196*	*1,35,144*	*82,709*	*2,22,216*	*1,91,440*
,, *Sind*	*26*	*2*	*6*	*6*	*13*	*2,98,568*	*19,716*	*36,609*	*34,677*	*74,870*
,, *Madras*	*43*	*34*	*5*	*6*	*7*	*5,21,172*	*2,33,891*	*36,213*	*14,178*	*31,072*
,, *Burma*	*1*	..	..	..	..	*516*	*269*	*160*	*581*	*2,301*
TOTAL	523	226	331	528	482	62,36,370	17,22,306	9,93,441	29,72,302	35,26,741
***Total Skins, raw*—**	Tons	Tons	Tons	Tons	Tons					
United Kingdom (*including* Channel Islands)	677	1,080	2,506	2,680	4,408	36,51,964	31,98,501	46,34,547	53,55,176	64,07,113
Irish Free State	..	..	..	..	7	..	..	..	..	7,500
Ceylon (*excluding* Maldives)	1	..	2	14	9	15,161	11,194	7,453	38,218	17,256
Straits Settlements	1	..	..	..	..	5,921	..	150	581	6,427
Hongkong	..	..	1	1	..	2,410	5,518	7,887	1,472	1,763
Canada—										
Fd Atlantic Coast	..	1	1	..	..	..	5,616	6,500	..	..
Commonwealth of Australia	636	331	304	429	344	20,91,007	14,56,127	8,97,281	9,91,161	8,80,894
New Zealand	..	..	..	..	7	..	4,102	..	80	6,397
Other British Possessions	2	2	..	..	..	2,362	1,625	250	100	15
TOTAL BRITISH EMPIRE	1,109	1,417	2,819	3,124	4,775	51,85,815	48,78,217	63,61,918	63,90,686	82,20,845
Sweden	44	69	24	66	..	69,110	1,01,978	38,708	53,128	170
Germany	527	153	164	282	615	6,61,[illegible]31	1,57,206	2,20,[illegible]4	8,69,[illegible]1	13,16,897
Netherlands	282	814	300	186	1,116	12,27,315	16,78,680	9,74,344	13,44,237	20,8[illegible],[illegible]44
Belgium	733	206	251	252	168	19,22,029	8,81,000	7,66,[illegible]2	8,97,[illegible]3	6,66,198
France	760	847	666	582	611	20,[illegible],[illegible]0	20,72,000	15,47,139	20,[illegible],[illegible]8	17,8[illegible],761
Spain	1	12	3	20	21	2,000	17,000	76,07[illegible]	60,100	8[illegible],[illegible]6
Switzerland	..	2	..	..	..	..	7,500	..	..	..
Italy (*including* Fiume)	226	231	634	620	900	5,[illegible],[illegible]0	4,64,723	6,[illegible],[illegible]2	6,[illegible],[illegible]0	13,16,[illegible]9
Czechoslovakia	..	..	..	44	140	..	..	..	1,[illegible],[illegible]4	4,[illegible],[illegible]5
Kingdom of Serb-Croat Slovenes	..	..	..	97	..	..	..	..	1,[illegible],[illegible]1	..
Turkey, European	8	..	..	8	..	11,[illegible]6	..	..	3,[illegible]0	1,[illegible]0

No. 11—*continued*

ARTICLES, AND COUNTRIES OF FINAL DESTINATION; ALSO SHARE OF EACH PROVINCE	QUANTITY					VALUE				
	1929-30	1930-31	1931-32	1932-33	1933-34	1929-30	1930-31	1931-32	1932-33	1933-34
Hides and skins, raw—*continued*						R	R	R	R	R
***Skins, raw*—concluded**										
Total Skins, raw—continued	Tons	Tons	Tons	Tons	Tons					
China (*exclusive* of Hongkong and Macão)	..	..	1	..	7	5,350	3,867	2,437	2,653	10,636
Japan	..	..	12	..	11	200	100	25,018	2,327	12,358
Egypt	1	7	..	..	..	2,138	62,500	..	..	..
Italian East Africa (Somaliland and Eritrea)	32	..	..	..	..	38,287	..	..	..	..
United States of America—										
Via Atlantic Coast	18,884	14,739	11,633	7,781	13,696	3,85,11,801	2,58,23,936	1,78,94,828	91,40,421	1,58,43,564
„ Pacific „	..	..	..	..	6	800	..	..	..	10,000
Other Foreign Countries	1	2	1	..	2	3,800	493	2,203	600	4,415
TOTAL FOREIGN COUNTRIES	20,869	16,883	13,651	10,192	15,134	4,66,92,506	3,15,77,840	2,20,18,662	1,50,66,540	2,30,26,609
Share of Bengal	*7,488*	*7,035*	*8,544*	*6,911*	*9,998*	*2,83,56,113*	*2,04,85,446*	*1,69,47,973*	*1,43,53,431*	*2,11,18,418*
„ *Bombay*	*6,402*	*5,105*	*1,900*	*1,682*	*3,136*	*94,20,839*	*54,56,293*	*21,74,343*	*18,67,615*	*33,78,066*
„ *Sind*	*7,078*	*5,020*	*4,741*	*3,931*	*5,760*	*1,08,66,691*	*72,24,704*	*55,17,297*	*35,32,729*	*54,37,643*
„ *Madras*	*1,655*	*1,090*	*1,279*	*792*	*1,006*	*32,01,792*	*30,89,915*	*27,40,517*	*16,10,880*	*23,84,037*
„ *Burma*	*15*	..	..	..	*9*	*13,586*	*769*	*150*	*521*	*5,361*
TOTAL	22,638	18,300	16,464	13,316	19,909	5,18,59,021	3,62,57,157	2,73,80,480	2,13,65,176	3,23,23,512
***Total Hides and Skins, raw (excluding cuttings of Hides and Skins, raw)*—**	Tons	Tons	Tons	Tons	Tons					
United Kingdom (*including* Channel Islands)	1,518	2,721	3,875	4,041	7,459	36,38,586	39,59,259	51,07,940	57,80,639	94,60,672
Irish Free State (a)	—	—	—	—	7	—	—	—	—	7,500
Cyprus	12	..	..	..	..	5,803	..	..	..	..
Bahrein Islands	..	..	28	3	..	..	..	10,517	1,137	..
Ceylon (*excluding* Maldives)	1	..	4	14	14	15,277	11,194	7,993	38,544	18,312
Straits Settlements	47	8	45	..	..	49,171	6,200	17,034	521	6,427
Hongkong	..	..	1	1	..	2,410	5,513	7,687	1,472	1,743
Union of South Africa	25	..	8	..	1	31,133	..	7,764	..	547
Canada—										
Via Atlantic Coast	..	1	1	..	..	..	5,455	4,500	..	..
Commonwealth of Australia	488	336	304	429	344	20,88,697	14,59,532	6,87,281	9,03,101	8,50,394
New Zealand	..	..	..	..	7	..	4,102	..	50	6,397
Other British Possessions	2	2	7	..	..	700	1,425	4,200	110	70
TOTAL BRITISH EMPIRE	2,093	3,068	4,273	4,488	7,832	58,26,727	54,52,680	58,54,916	67,25,574	1,03 52 062
Finland	501	516	395	365	685	5,55,523	4,15,525	2,50,855	1,72,906	3,49,738
Esthonia	9	.	..	..	..	9,465	..	..	..	..
Sweden	1,136	1,060	582	506	484	12,20,481	9,58,291	5,89,984	2,91,694	2,72,404
Norway	740	541	563	390	464	7,85,213	4,25,489	3,21,141	2,01,480	2,51,291
Denmark	10	3	..	..	..	9,794	2,250	..	..	..
Poland (excluding Danzig)	7	13	5	..	3	6,725	13,758	3,354	..	1,537
Germany	9,963	7,353	5,249	3,953	6,041	1,18,42,030	67,79,666	34,79,403	28,29,785	47,23,150
Netherlands	1,877	1,559	973	1,325	2 268	24,64,755	28,29,166	14,05,926	18,38,350	27,18,951
Belgium	571	282	282	263	186	22,21,445	9,63,873	7,91,725	5,98,463	4,82,772
France	924	902	703	539	1,005	39,72,090	21,15,397	15,69,840	20,69,688	19,07,299
Spain	2,478	1,860	1,374	890	739	29,83,010	15,67,641	9,10,565	4,76,191	4,50,294
Portugal (including Azores and Madeira)	4	..	..	18	..	5,852	..	..	7,912	..
Switzerland	..	3	..	..	..	..	7,500	..	..	..
Italy (including Fiume)	4,623	4,332	3,803	3,496	4,329	49,12,842	37,56,174	20,81,474	18,83,933	28,73,648
Austria	22	..	..	5	..	18,975	..	..	3,312	..
Czechoslovakia	271	2[illegible]	110	335	298	2,73,[illegible]25	1,81,[illegible]05	62,437	2,61,535	4,83,495
Kingdom of Serbs, Croat and Slovene (Jugoslavia)	35	..	..	37	..	36,561	..	..	1,37,875	..

(a) Separately shown from 1933-34.

No. 11—*continued*

ARTICLES, AND COUNTRIES OF FINAL DESTINATION; ALSO SHARE OF EACH PROVINCE	QUANTITY					VALUE				
	1929-30	1930-31	1931-32	1932-33	1933-34	1929-30	1930-31	1931-32	1932-33	1933-34
Hides and skins, raw — *concluded*						Rs	Rs	Rs	Rs	Rs
Total Hides and Skins, raw (excluding cuttings of Hides and Skins, raw) — *concluded*	Tons	Tons	Tons	Tons	Tons					
Bulgaria	678	943	859	260	208	6,85,388	7,02,173	4,16,233	1,32,818	1,14,488
Roumania	1	10	10	27	45	822	7,462	5,870	11,840	18,910
Greece (*including* Crete)	852	1,305	743	1,168	1,646	7,16,934	9,05,256	3,99,795	5 15,307	8,10,767
Turkey, European	464	999	877	489	553	4,10,129	8,78,230	3,60,196	1,77,049	3 69,257
Turkey, Asiatic	324	216	234	142	124	1,63,588	79,664	73,456	41,129	24,087
Syria	17	9	16	..	43	11,525	4,777	8,[illegible]	..	10,756
Persia	54	28	4	3	3	43,787	19,467	1,612	9[illegible]	1,464
China (*exclusive* of Hongkong and Macao)	2	..	1	5	7	6,921	3,367	2,437	4,522	10,636
Japan	11	7	79	55	281	6,668	4,613	74,246	27,948	1,86,647
Egypt	364	3	225	272	419	2,54,836	2,71,783	1,08,087	70,409	1,19,110
Tripoli (Lybia)	3	3	42	2	..	2,300	1,574	14,978	462	..
Italian East Africa (Somaliland and Eritrea)	22	..	..	..	..	38,247	..	..	..	..
Portuguese East Africa	..	14	..	..	..	..	14,625	..	..	..
United States of America—										
Vid Atlantic Coast	19,814	14,967	11,685	7,731	12,027	3,93,78,940	2,59,50,208	1,79,37,945	91,47,058	1,60,21,142
„ Pacific „	..	..	..	..	24	800	..	..	..	21,355
Other Foreign Countries	8	10	..	..	..	7,[illegible]35	6,184	2,093	176	43
TOTAL FOREIGN COUNTRIES	45,190	38,051	28,819	22,176	32,352	7,20,48,127	4,81,55,507	3,06,75,582	2,08,99,980	3 21,03,045
Share of Bengal	*23,422*	*22,268*	*19,254*	*15,260*	*21,203*	*4,79,56,111*	*3,[illegible]0,96,556*	*2,33,35,375*	*1,55,6[illegible],924*	*2,80,11,018*
„ *Bombay*	*7,220*	*6,159*	*2,396*	*2,154*	*4,034*	*1,06,80,256*	*64,66,617*	*25,07,325*	*21,19,103*	*38,46 278*
„ *Sind*	*10,806*	*7,969*	*6,369*	*5,155*	*5,162*	*1,51,61,169*	*93,2[illegible],046*	*66,71,356*	*42 39,362*	*64,66 936*
„ *Madras*	*1,045*	*1,090*	*1,281*	*793*	*1,013*	*32,01,908*	*30,80,119*	*27,43,159*	*16,11,536*	*12,16,712*
„ *Burma*	*2,778*	*3,613*	*3,792*	*3,302*	*4,792*	*[illegible]8,95,459*	*[illegible]5,[illegible]9,509*	*[illegible]2,33,293*	*9,97,014*	*13 [illegible],166*
TOTAL	47,283	41,119	33,092	26,664	40,194	7,58,74,854	5,40,18,167	3,66,30,496	2,76,25,854	4,24,57,107
Cuttings of Hides and Skins (raw) (H. E)—	Tons	Tons	Tons	Tons	Tons					
United Kingdom (*including* Channel Islands)	577	881	230	478	550	1,09,804	1,[illegible]9,145	18,733	44,164	37,229
Straits Settlements	17	17	2	..	..	3,150	4,[illegible]96	450	..	..
Hongkong	44	28	42	44	96	12,181	9,142	5,880	7,975	4,196
Canada—										
Vid Pacific Coast	..	..	..	..	225	..	..	..	..	9,000
Commonwealth of Australia	382	297	1	..	..	65,142	60,513	169	..	.
New Zealand	106	43	..	..	..	17,217	8,900	..	..	..
Other British Possessions	1	3	..	..	5	1,500	3,750	200	141	1,084
TOTAL BRITISH EMPIRE	1,129	1,269	275	522	876	2,10,994	2,47,443	25,432	52,281	51,705
Germany	1,[illegible]53	296	6	..	10	2,79,114	68,[illegible]28	700	..	1,245
Japan	162	..	5	..	150	16,[illegible]60	..	305	..	5 000
United States of America—										
Vid Atlantic Coast	2,813	2,477	186	85	344	6,0[illegible],[illegible]40	3,[illegible]9,381	13,648	8,[illegible]50	11,775
„ Pacific „	146	100	..	..	100	36,120	9,[illegible]00	..	..	8,[illegible]00
Other Foreign Countries	5	3	2	2	26	117	230	746	800	2,045
TOTAL FOREIGN COUNTRIES	4,679	2,[illegible]76	199	86	630	7,61,051	2 97,179	15,441	8,[illegible]50	24,[illegible]05
Share of Bengal	*1,650*	*1,[illegible]42*	*43*	*50*	*419*	*3,69,797*	*1,[illegible]3,694*	*4,738*	*1,[illegible]60*	*29 [illegible]75*
„ *Bombay*	*96*	*639*	*1*	*61*	*86*	*61,[illegible]43*	*78,[illegible]00*	*[illegible]60*	*19,[illegible]70*	*21,[illegible]18*
„ *Sind*	*373*	*211*	*22*	..	..	*71,[illegible]40*	*20,[illegible]61*	*6,[illegible]00*	..	..
„ *Madras*	*1,[illegible]09*	*2,[illegible]98*	*364*	*456*	*497*	*4,[illegible],[illegible]30*	*5,[illegible],[illegible]86*	*23,[illegible]45*	*23,[illegible]36*	*20 [illegible]76*
„ *Burma*	*81*	*60*	*44*	*42*	*34*	*1[illegible],[illegible]16*	*[illegible]6,[illegible]87*	*6,[illegible]90*	*7,[illegible]75*	*6 [illegible]58*
TOTAL	4,866	4,165	474	616	1,446	5,[illegible],[illegible]15	6,[illegible],[illegible]24	60,[illegible]72	61,[illegible]31	78,[illegible]49

No. 11—*continued*

ARTICLES, AND COUNTRIES OF FINAL DESTINATION; ALSO SHARE OF EACH PROVINCE	QUANTITY					VALUE				
	1929-30	1930-31	1931-32	1932-33	1933-34	1929-30	1930-31	1931-32	1932-33	1933-34
Horns, tips and pieces of horn (II. S)—	Cwts.	Cwts.	Cwts.	Cwts.	Cwts.	R	R	R	R	R
United Kingdom (*including* Channel Islands)	13,020	6,586	5,247	8,000	7,987	3,19,968	1,28,611	60,677	64,451	95,717
Ceylon (*excluding* Maldives)	780	770	725	483	2,232	8,400	7,423	2,440	1,570	7,819
Other British Possessions	122	61	72	129	72	1,316	704	1,764	1,665	835
TOTAL BRITISH EMPIRE	13,922	7,417	6,044	8,612	10,291	3,29,679	1,36,738	65,081	67,686	1,04,371
Germany	3,027	989	593	457	2,023	89,401	19,248	10,822	6,144	27,699
Netherlands	7,046	3,019	1,315	2,880	5,223	1,55,320	68,661	13,671	23,845	51,768
Belgium	4,051	4,027	1,728	5,437	6,219	94,908	72,813	25,138	62,450	69,086
France	3,450	1,726	2,459	12,803	6,722	49,258	28,523	13,340	47,563	25,044
Italy (*including* Fiume)	2,427	2,084	664	6,021	9,729	25,480	15,186	2,990	23,836	26,445
Japan	167	601	800	1,721	1,498	8,600	11,784	4,550	16,236	16,500
Other Foreign Countries	45	54	40	22	60	650	1,130	250	530	600
TOTAL FOREIGN COUNTRIES	22,013	13,350	7,099	29,431	31,474	4,23,567	2,17,295	70,761	1,80,604	2,17,142
Share of Bengal	*12,391*	*7,767*	*6,752*	*22,538*	*22,396*	*2,41,584*	*1,39,961*	*60,684*	*1,22,356*	*1,10,184*
" *Bombay*	*4,555*	*2,520*	*1,887*	*3,098*	*3,159*	*1,16,088*	*69,775*	*33,265*	*44,309*	*39,597*
" *Sind*	*1,637*	*404*	*1*	*661*	*189*	*3,165*	*1,870*	*10*	*1,352*	*1,250*
" *Madras*	*17,960*	*8,784*	*4,318*	*11,119*	*15,135*	*3,85,120*	*1,40,626*	*40,596*	*78,677*	*1,68,747*
" *Burma*	*292*	*292*	*135*	*327*	*386*	*2,592*	*1,901*	*1,287*	*1,696*	*1,695*
TOTAL	36,835	20,767	13,143	38,043	41,765	7,53,246	3,54,033	1,35,842	2,49,290	3,21,513
Instruments, Apparatus, and Appliances, and parts thereof—										
***Musical* (III. D)—**										
United Kingdom (*including* Channel Islands)	—	—	—	—	—	11,559	5,177	624	109	1,964
Ceylon (*excluding* Maldives)	—	—	—	—	—	90,029	71,562	39,095	30,070	46,876
Straits Settlements	—	—	—	—	—	2,20,506	1,44,842	1,65,488	2,44,338	2,16,819
Federated Malay States	—	—	—	—	—	1,29,596	67,853	38,044	15,998	24,318
Union of South Africa	—	—	—	—	—	40,502	49,214	37,540	15,101	36,793
Zanzibar and Pemba	—	—	—	—	—	7,200	6,225	1,021	615	337
Kenya Colony	—	—	—	—	—	29,612	42,275	17,876	2,583	18,019
Tanganyika Territory	—	—	—	—	—	13,525	12,910	4,530	1,630	3,242
Mauritius and Dependencies	—	—	—	—	—	4,646	11,818	704	2,567	6,540
Commonwealth of Australia	—	—	—	—	—	5,447	6,402	2,280	3,939	4,248
Other British Possessions	—	—	—	—	—	6,661	9,249	6,247	2,925	7,733
TOTAL BRITISH EMPIRE	—	—	—	—	—	5,58,283	4,27,527	3,08,394	3,19,868	3,66,889
Belgium	—	—	—	—	—	..	6,500	..	..	..
Sumatra	—	—	—	—	—	19,152	11,558	25,799	17,596	22,074
Java	—	—	—	—	—	1,63,330	46,706	1,20,220	86,010	53,033
Siam	—	—	—	—	—	94,876	13,505	5,758	7,360	7,587
Portuguese East Africa	—	—	—	—	—	2,550	6,906	15,342	8,206	9,248
Other Foreign Countries	—	—	—	—	—	13,781	9,754	9,862	4,772	5,577
TOTAL FOREIGN COUNTRIES	—	—	—	—	—	2,98,689	94,929	1,76,981	1,23,944	97,563
Share of Bengal	—	—	—	—	—	*7,92,215*	*4,37,698*	*4,34,313*	*4,31,563*	*4,10,364*
" *Bombay*	—	—	—	—	—	*69,395*	*80,563*	*35,131*	*11,753*	*42,689*
" *Sind*	—	—	—	—	—	..	..	.	*15*	..
" *Madras*	—	—	—	—	—	*3,929*	*3,845*	*10,831*	*3,476*	*11,965*
" *Burma*	—	—	—	—	—	*930*	*50*	*1,110*	..	*150*
TOTAL	—	—	—	—	—	8,66,972	5,22,456	4,86,378	4,43,818	4,64,452

No. 11—*continued*

ARTICLES, AND COUNTRIES OF FINAL DESTINATION; ALSO SHARE OF EACH PROVINCE	QUANTITY					VALUE				
	1929-30	1930-31	1931-32	1932-33	1933-34	1929-30	1930-31	1931-32	1932-33	1933-34
Instruments, Apparatus, and Appliances, and parts thereof—*continued*						R	R	R	R	R
Other kinds (III, D)—										
United Kingdom (*including* Channel Islands)	—	—	—	—	—	68,081	13,574	3,050	2,273	893
Ceylon (*excluding* Maldives)	—	—	—	—	—	22,979	19,298	92,336	2,953	371
Straits Settlements	—	—	—	—	—	11,423	365	3,570	17,612	30,[illegible]80
Zanzibar and Pemba	—	—	—	—	—	18,100	2,540	2,825	11,800	8,610
Kenya Colony	—	—	—	—	—	26,077	29,375	54,910	26,470	49,905
Tanganyika Territory	—	—	—	—	—	1,400	2[illegible]0	1,575	5,293	1,191
Mauritius and dependencies	—	—	—	—	—	..	..	..	..	13,517
Other British Possessions	—	—	—	—	—	2,380	700	7,100	4,272	3,140
TOTAL BRITISH EMPIRE	—	—	—	—	—	1,50,390	66,097	1,65,366	70,673	1,08,347
Germany	—	—	—	—	—	24,955	2,000	600	..	50,530
France	—	—	—	—	—	2,12,951	10	..	..	..
Persia	—	—	—	—	—	..	..	..	10,991	..
Portuguese East Africa	—	—	—	—	—	..	12,225	225	32	514
United States of America—										
Vid Atlantic Coast	—	—	—	—	—	11,950	1,502	4,500	383	430
Other Foreign Countries	—	—	—	—	—	11,899	3,497	3,447	3,032	500
TOTAL FOREIGN COUNTRIES	—	—	—	—	—	2,62,755	19,234	8,772	14,444	51,974
Share of Bengal	—	—	—	—	—	*1,90,000*	*29,416*	*11,982*	*20,160*	*16,380*
" *Bombay*	—	—	—	—	—	*1,9[illegible],036*	*36,232*	*69,452*	*45,540*	*1,41,977*
" *Madras*	—	—	—	—	—	*17,931*	*18,368*	*90,394*	*2,157*	*237*
" *Burma*	—	—	—	—	—	*6,175*	*1,315*	*1,800*	*17,220*	*1,677*
TOTAL	—	—	—	—	—	4,13,145	85,331	1,74,138	85,117	1,60,321
Ivory—										
Unmanufactured (II, S)—	Lbs.	Lbs.	Lbs.	Lbs.	Lbs.					
TOTAL BRITISH EMPIRE	228	1,432	2,835	10	224	1,121	7,670	1,953	75	675
Share of Bengal	..	*25*	*2,464*	..	*224*	..	*3,000*	*700*	..	*675*
" *Madras*	*183*	*339*	..	..	..	*821*	*2,000*	..	..	..
" *Burma*	*45*	*1,018*	*371*	*10*	..	*300*	*2,670*	*1,253*	*75*	..
TOTAL	228	1,432	2,835	10	224	1,121	7,670	1,953	75	675
Manufactured (III, U)—										
TOTAL BRITISH EMPIRE	—	—	—	—	—	4,026	1,656	142	2,445	4[illegible]
United States of America—										
Vid Atlantic Coast	—	—	—	—	—	8,305	3,668	96	2,500	25
" Pacific "	—	—	—	—	—	1,100	..	427	..	..
Other Foreign Countries	—	—	—	—	—	380	..	391	20	..
TOTAL FOREIGN COUNTRIES	—	—	—	—	—	9,785	3,668	914	2,520	25
Share of Bengal	—	—	—	—	—	*9,425*	*156*	*567*	*2,300*	*55*
" *Bombay*	—	—	—	—	—	*3,145*	*4,386*	*91*	*1,730*	..
" *Sind*	—	—	—	—	—	*300*	..	..	.	*5*
" *Madras*	—	—	—	—	—	..	..	..	*300*	*14*
" *Burma*	—	—	—	—	—	*1,001*	*272*	*94*	*438*	..
TOTAL	—	—	—	—	—	13,811	5,344	1,064	4,365	74

No. 11—*continued*

ARTICLES, AND COUNTRIES OF FINAL DESTINATION; ALSO SHARE OF EACH PROVINCE	Quantity					Value				
	1929-30	1930-31	1931-32	1932-33	1933-34	1929-30	1930-31	1931-32	1932-33	1933-34
						R	R	R	R	R
Jadestone (III. U)—										
United Kingdom (*including* Channel Islands)	Cwts. 2	Cwts. ..	Cwts. ..	Cwts. ..	Cwts. ..	1,300	..	..	..	..
Hongkong	1,908	1,237	2,364	2,597	1,743	4,84,601	1,45,044	3,33,024	3,47,178	1,68,415
TOTAL BRITISH EMPIRE	1,910	1,237	2,364	2,597	1,743	4,85,901	1,45,044	3,33,024	3,47,178	1,68,415
China (*exclusive of* Hongkong and Macao)	226	238	136	57	46	50,109	73,478	19,240	30,000	10,308
Other Foreign Countries	1	..	..	..	11	56	..	..	..	1,000
TOTAL FOREIGN COUNTRIES	227	238	136	57	56	50,255	73,478	19,240	30,000	11,308
Share of Burma	*2,137*	*1,475*	*2,500*	*2,654*	*1,799*	*4,36,156*	*2,18,522*	*3,52,264*	*3,77,178*	*1,79,721*
Jewellery (*excluding* imitation Jewellery and precious stones and pearls, unset), also plate of gold and silver—										
Jewellery (III. U)—										
United Kingdom (*including* Channel Islands)	—	—	—	—	—	16,659	12,575	9,945	290	..
Other British Possessions	—	—	—	—	—	2,300	2,438	320	33	..
TOTAL BRITISH EMPIRE	—	—	—	—	—	18,959	15,013	10,265	323	..
France	—	—	—	—	—	..	12,54,850	..	..	..
Other Foreign Countries	—	—	—	—	—	2,551	6,335	276	158	..
TOTAL FOREIGN COUNTRIES	—	—	—	—	—	2,551	12,61,185	276	158	..
Share of Bengal	—	—	—	—	—	*17,461*	*13,425*	*500*	..	..
,, *Bombay*	—	—	—	—	—	*1,350*	*12,55,850*	*1,050*	..	..
,, *Madras*	—	—	—	—	—	*1,200*	*2,438*	*320*	*33*	..
,, *Burma*	—	—	—	—	—	*1,509*	*4,485*	*5,071*	*448*	..
TOTAL	—	—	—	—	—	21,510	12,76,198	10,541	481	..
Plate of gold and silver (III. U)—										
United Kingdom (*including* Channel Islands)	—	—	—	—	—	26,231	29,283	18,093	16,778	25,484
Other British Possessions	—	—	—	—	—	5,754	9,432	1,888	2,095	3,150
TOTAL BRITISH EMPIRE	—	—	—	—	—	31,985	38,715	19,975	18,873	28,634
TOTAL FOREIGN COUNTRIES	—	—	—	—	—	11,650	3,695	4,755	10,208	928
Share of Bengal	—	—	—	—	—	*700*	*5,664*	*2,695*	*4,300*	*6,944*
,, *Bombay*	—	—	—	—	—	*15,995*	*18,010*	*7,068*	*13,903*	*7,461*
,, *Sind*	—	—	—	—	—	*1,200*	*3,003*	*840*	*5,432*	*2,000*
,, *Madras*	—	—	—	—	—	*25,354*	*5,793*	*3,750*	*5,121*	*12,892*
,, *Burma*	—	—	—	—	—	*356*	*5,030*	*5,377*	*920*	*245*
TOTAL	—	—	—	—	—	43,635	42,410	24,730	29,681	29,582
Total value of Jewellery, etc., also Plate of Gold and Silver	—	—	—	—	—	66,145	13,18,608	35,271	30,162	29,582

No. 11—*continued*

ARTICLES, AND COUNTRIES OF FINAL DESTINATION; ALSO SHARE OF EACH PROVINCE	QUANTITY					VALUE				
	1929-30	1930-31	1931-32	1932-33	1933-34	1929-30	1930-31	1931-32	1932-33	1933-34
						R	R	R	R	R
Kapok (H. S)—	Cwts.	Cwts.	Cwts.	Cwts.	Cwts.					
United Kingdom (*including* Channel Islands)	4,057	3,408	3,105	5,716	8,217	1,92,275	1,87,719	1,17,200	1,70,760	1,09,481
Aden and Dependencies	2	7	..	..	303	100	390	..	..	6,840
Union of South Africa	1,914	2,008	660	685	692	95,047	79,587	30,691	21,113	17,580
Commonwealth of Australia	3,508	136	59	..	23	2,15,445	5,432	1,727	..	800
Other British Possessions	63	71	41	90	33	1,535	2,475	1,119	2,967	906
TOTAL BRITISH EMPIRE	9,544	5,630	3,865	6,491	9,268	5,04,402	2,25,593	1,50,737	1,94,849	2,34,827
Denmark	235	470	582	971	806	11,150	17,203	17,886	24,981	20,103
Germany	3,992	2,532	2,343	461	646	1,37,956	1,08,750	40,745	13,136	13,775
Netherlands	7,505	5,228	9,590	6,206	5,598	2,91,131	1,55,807	2,43,093	1,61,666	1,29,548
Belgium	935	481	514	855	102	45,707	22,000	20,980	23,216	3,080
France	3,282	1,201	3,058	593	935	1,33,654	48,190	63,727	17,603	22,356
Spain	779	1,415	1,242	1,696	944	29,536	41,542	28,613	38,125	22,348
Portugal (Azores and Madiera)	..	..	124	176	190	..	..	3,775	4,900	5,190
Italy (*including* Fiume)	1,124	2,628	2,376	3,226	2,546	49,376	96,089	66,776	86,488	63,491
China (*exclusive* of Hong-kong and Macao)	302	861	773	1,719	2,023	12,682	28,586	25,467	48,725	48,782
Portuguese East Africa	567	572	206	225	386	25,758	22,173	6,787	9,444	10,247
United States of America—										
Vid Atlantic Coast	4,102	262	368	167	..	1,78,444	7,891	9,850	3,600	..
„ Pacific „	42	3	..	..	..	2,520	96	..	..	..
Cuba	1,393	852	96	235	72	70,138	25,968	3,060	5,450	1,825
Other Foreign Countries	647	90	29	104	47	4,288	2,640	1,250	3,010	1,280
TOTAL FOREIGN COUNTRIES	24,005	16,595	20,200	16,922	14,394	9,92,540	5,88,015	5,51,940	4,42,783	3,33,913
Share of Bengal	*22,625*	*13,797*	*19,901*	*16,919*	*17,359*	*10,50,324*	*6,65,233*	*8,22,613*	*6,63,790*	*6,13,771*
„ *Bombay*	*5,793*	*6,225*	*7,488*	*4,233*	*4,388*	*2,45,291*	*2,44,679*	*2,21,008*	*1,25,971*	*1,03,488*
„ *Sind*	*5,872*	*3,173*	*5,862*	*2,158*	*2,010*	*1,97,701*	*1,02,165*	*1,21,686*	*47,718*	*43,476*
„ *Madras*	*79*	..	*20*	*5*	*5*	*1,816*	..	*360*	*163*	*89*
„ *Burma*	*75*	*30*	..	..	..	*1,442*	*1,050*	..	..	..
TOTAL	34,449	22,225	24,065	23,315	23,662	14,96,942	8,13,302	6,72,667	6,37,631	5,60,740
Lac—										
Button (H. D)—	Cwts.	Cwts.	Cwts.	Cwts.	Cwts.					
United Kingdom (including Channel Islands)	14,787	15,779	12,883	11,807	13,050	18,81,847	11,09,844	6,39,900	4,84,211	4,72,673
Union of South Africa	106	110	61	81	225	12,868	9,060	3,354	3,689	7,940
Commonwealth of Australia	717	541	822	946	929	95,561	39,201	33,134	35,217	37,832
New Zealand	48	53	24	21	21	7,014	4,468	1,218	756	843
Other British possessions	..	..	2	16	52	..	..	102	61	1,800
TOTAL BRITISH EMPIRE	15,658	16,483	13,306	12,871	14,277	19,44,763	11,70,573	6,77,708	5,03,953	5,20,943
Sweden	167	169	80	196	130	21,585	12,486	3,198	5,962	3,600
Germany	2,292	2,403	1,635	1,386	1,120	2,91,275	1,82,171	80,796	49,180	29,168
Netherlands	165	363	125	178	343	21,740	34,881	3,675	7,775	14,928
Belgium	190	270	462	268	190	15,691	23,280	22,610	13,197	3,715
France	1,561	1,511	897	1,044	841	1,86,789	1,17,541	44,512	68,760	39,960
Spain	29	50	66	44	24	4,680	5,472	3,896	1,775	1,080
Italy (including Fiume)	550	213	130	279	272	66,506	15,567	14,291	11,340	9,480
Portuguese East Africa	12	51	50	120	167	1,478	3,198	2,496	4,391	5,472
United States of America—										
Vid Atlantic Coast	2,468	1,853	930	715	1,189	4,37,746	1,82,912	69,984	37,462	52,116
Brazil	60	20	164	20	80	7,140	1,960	8,208	720	3,360

No. 11—*continued*

ARTICLES AND COUNTRIES OF FINAL DESTINATION; ALSO SHARE OF EACH PROVINCE	QUANTITY					VALUE				
	1929-30	1930-31	1931-32	1932-33	1933-34	1929-30	1930-31	1931-32	1932-33	1933-34
Lac—*continued*	Cwts.	Cwts	Cwts.	Cwts.	Cwts.	R	R	R	R	R
***Button* (II. D)—continued**										
Argentine Republic (*including* the Atlantic Coast of Patagonia)	22	62	..	20	73	3,000	5,184	..	648	2,377
Other Foreign Countries	46	119	132	126	111	6,497	7,698	6,598	4,857	3,433
TOTAL FOREIGN COUNTRIES	8,517	7,103	4,858	4,561	4,823	10,65,314	5,61,738	2,70,195	1,80,738	1,69,710
Share of Bengal	*24,175*	*23,676*	*18,164*	*17,432*	*19,100*	*30,12,077*	*17,22,391*	*9,43,099*	*6,84,406*	*6,90,656*
Seed (II. D)—	Cwts.	Cwts.	Cwts.	Cwts.	Cwts.					
United Kingdom (*including* Channel Islands)	7,786	9,765	9,597	11,652	11,638	7,88,416	4,96,229	3,48,693	3,12,890	3,31,237
Other British possessions	..	..	..	3	..	..	..	..	48	..
TOTAL BRITISH EMPIRE	7,786	9,765	9,597	11,655	11,638	7,88,416	4,96,229	3,48,693	3,12,938	3,31,267
Germany	671	3,778	5,225	8,517	7,211	72,891	1,97,518	1,94,550	2,30,208	2,16,428
Netherlands	208	585	..	11,866	668	19,410	38,578	..	3,66,270	19,170
Belgium	1,099	6,039	11,171	2,461	12,562	1,08,293	4,11,684	4,34,001	80,042	4,55,174
France	1,149	1,581	1,873	2,276	2,235	1,17,057	84,186	50,916	68,490	54,819
Italy (*including* Fiume)	95	125	67	73	37	11,306	8,199	2,535	3,000	1,000
United States of America—										
Vid Atlantic Coast	57,022	82,005	77,012	83,958	117,834	57,34,742	45,20,370	27,11,758	21,30,600	30,86,948
„ Pacific „	..	7	44	..	..	..	349	1,410	..	..
Brazil	..	..	146	..	..	..	..	5,000	..	..
Other Foreign Countries	8	104	22	26	20	360	4,530	770	670	444
TOTAL FOREIGN COUNTRIES	60,247	96,524	95,060	1,09,167	140,570	60,64,059	52,65,364	34,00,940	28,73,275	38,33,443
Share of Bengal	*68,476*	*103,361*	*104,188*	*120,733*	*161,946*	*62,91,837*	*54,88,995*	*37,44,733*	*31,82,785*	*41,58,273*
„ *Bombay*	..	..	..	..	..	..	..	..	..	..
„ *Sind*	*197*	*573*	*269*	*89*	..	*19,500*	*35,300*	*4,900*	*3,428*	..
„ *Madras*	..	*13*	..	..	..	..	*1,320*	..	..	..
„ *Burma*	*5,362*	*2,343*	..	..	*268*	*5,41,138*	*2,35,978*	..	..	*6,435*
TOTAL	68,033	106,289	104,657	120,822	162,214	68,52,475	57,61,593	37,49,633	31,86,213	41,64,710
Shell (II. D)—										
United Kingdom (*including* Channel Islands)	120,319	95,835	83,032	81,414	309,277	1,31,12,024	58,61,495	24,85,344	24,85,193	1,23,42,451
Palestine	7	10	21	105	140	750	902	1,297	5,296	4,658
Ceylon (*excluding* Maldives)	115	133	105	165	161	18,139	9,375	6,207	6,489	6,180
Straits Settlements	2,052	2,269	1,702	1,482	1,462	2,62,615	1,71,248	84,293	48,619	52,278
Hongkong	1,339	2,106	1,937	1,948	1,129	1,71,551	1,43,110	1,12,191	74,429	40,997
Union of South Africa	621	946	321	562	517	76,916	48,024	14,529	19,551	19,960
Canada—										
Vid Atlantic Coast	..	..	123	871	2,601	..	..	6,160	32,100	95,123
„ Pacific „	..	..	..	74	63	..	..	..	3,429	2,838
Commonwealth of Australia	6,108	4,172	2,010	3,818	3,021	7,27,601	2,98,441	1,04,362	1,55,431	1,27,389
New Zealand	984	1,125	347	719	667	1,34,950	94,523	20,271	32,337	27,561
Other British Possessions	46	77	20	18	40	7,167	6,303	1,089	2,273	1,435
TOTAL BRITISH EMPIRE	131,591	106,673	89,618	91,176	319,078	1,45,08,713	61,33,421	33,35,743	28,65,190	1,27,20,912
Finland	33	103	..	15	7	3,520	6,168	..	490	170
Sweden	3,010	4,869	2,822	2,803	2,452	3,56,520	2,99,154	1,30,620	92,064	77,093
Norway	508	600	526	594	623	57,134	40,690	46,070	21,645	21,136
Denmark	994	1,513	1,099	1,442	1,269	1,13,244	1,07,087	49,861	43,298	41,955
Poland (*including* Danzig)	998	1,360	1,249	2,083	2,703	1,10,849	83,147	53,018	66,218	96,425
Germany	65,437	64,218	54,498	34,264	60,299	74,42,556	38,69,938	14,72,420	10,43,101	11,04,512
Netherlands	2,489	3,189	1,281	2,466	2,506	2,69,244	1,38,563	48,358	76,748	85,782

No. 11—*continued*

ARTICLES, AND COUNTRIES OF FINAL DESTINATION; ALSO SHARE OF EACH PROVINCE	Quantity					Value				
	1929-30	1930-31	1931-32	1932-33	1933-34	1929-30	1930-31	1931-32	1932-33	1933-34
	Cwts.	Cwts.	Cwts.	Cwts.	Cwts.	R	R	R	R	R
Lac—*continued*										
Shell* (II. D)—*continued										
Belgium	5,402	4,477	4,798	3,707	3,025	4,77,166	3,49,844	2,05,424	1,08,494	1,04,242
France	11,703	11,195	9,895	11,049	12,249	12,85,547	6,66,076	4,22,387	3,46,042	3,86,670
Spain	2,654	2,049	1,186	1,808	1,318	2,76,627	1,23,278	51,304	62,915	39,176
Portugal (*including* Azores and Madeira)	978	..	45	32	31	1,25,991	..	2,530	1,220	783
Italy (*including* Fiume)	5,865	6,333	5,092	5,179	6,339	6,59,297	4,12,679	2,43,281	1,90,396	2,22,044
Roumania	..	37	..	35	191	..	1,747	..	1,632	6,719
Greece (*including* Crete)	267	433	662	617	305	32,034	23,914	32,368	22,854	11,856
Turkey, European	110	178	120	215	75	13,730	11,005	5,201	7,076	2,730
Syria	99	97	119	88	133	10,766	6,194	5,484	2,873	5,748
Iraq	54	67	80	68	80	6,217	5,077	1,770	2,217	1,280
Java	1,450	1,837	1,543	1,413	1,373	1,87,836	1,35,960	74,038	65,810	47,668
Siam	58	66	..	..	86	6,600	3,697	..	..	2,150
Philippines	452	1,282	877	1,457	777	60,400	1,06,238	48,225	53,163	27,181
China (*exclusive* of Hongkong and Macao)	3,019	2,478	1,961	1,893	1,796	3,64,964	1,58,925	91,579	61,074	58,969
Japan	27,523	27,912	33,932	26,997	31,454	32,64,968	17,97,815	15,47,018	8,03,750	9,84,884
Egypt	907	1,090	762	921	1,036	1,13,790	83,076	60,822	36,348	33,506
Portuguese East Africa	221	144	162	286	317	24,317	8,939	7,110	8,980	10,392
United States of America—										
Vid Atlantic Coast	222,241	115,403	99,239	64,254	91,193	2,56,51,232	77,29,949	43,24,938	21,37,429	30,94,316
,, Pacific ,,	3,416	1,640	1,630	1,804	1,909	4,01,868	99,513	76,861	56,388	66,041
Cuba	322	163	321	299	444	38,161	11,926	9,987	13,839	15,490
Mexico	29	..	..	15	257	2,116	..	..	400	8,764
Brazil	1,171	2,027	2,116	1,256	1,775	1,48,999	1,46,514	89,236	47,078	61,144
Uruguay	297	337	159	254	229	35,980	23,830	6,976	9,164	8,232
Argentine Republic (*including* the Atlantic Coast of Patagonia)	4,268	4,717	1,102	2,545	2,288	4,86,342	3,34,250	50,298	86,521	79,364
Chile (*including* the Pacific Coast of Patagonia)	597	541	96	491	188	66,727	34,198	3,836	14,673	5,600
Other Foreign Countries	118	106	221	112	113	11,835	7,067	9,607	4,070	3,640
TOTAL FOREIGN COUNTRIES	366,661	259,746	207,396	170,557	209,997	4,32,86,887	1,67,31,445	91,48,848	54,73,296	67,04,037
Share of Bengal	*698,215*	*366,413*	*297,002*	*261,720*	*528,478*	*5,67,91,480*	*2,28,64,291*	*1,29,53,868*	*83,37,817*	*1,93,75,617*
,, *Bombay*	*3*	*6*	*9*	*12*	*597*	*800*	*570*	*600*	*640*	*49,437*
,, *Madras*	*2*	..	*1*	*1*	..	*811*	*25*	*58*	*27*	*36*
,, *Burma*	*27*	..	..	..	..	*5,809*	..	..	..	..
TOTAL	496,252	366,419	297,012	261,733	529,075	5,67,98,900	2,28,64,886	1,29,54,526	83,38,484	1,94,24,089
***Stick* (II. D)—**										
United Kingdom (*including* Channel Islands)	983	608	624	417	508	76,330	30,206	20,979	12,908	16,[illegible]
Other British Possessions	9	1	..	..	..	843	120	..	..	..
TOTAL BRITISH EMPIRE	992	609	624	417	508	76,[illegible]	30,325	20,979	12,908	16,[illegible]
Germany	2,674	1,280	3,456	1,297	1,781	1,84,968	96,626	84,123	31,705	31,718
Netherlands	125	97	201	1,870	199	10,192	8,[illegible]00	8,745	34,757	6,319
Belgium	1,910	1,396	3,346	303	4,[illegible]2	1,49,606	42,643	1,89,[illegible]50	7,[illegible]68	[illegible],[illegible]44
France	..	518	214	..	..	..	13,[illegible]98	6,792	..	..
United States of America— Vid Atlantic Coast	850	219	..	..	21	69,719	11,182	..	..	1,[illegible]21
Other Foreign Countries	1	27	..	117	1	140	2,[illegible]20	..	2,750	30
TOTAL FOREIGN COUNTRIES	5,560	4,096	12,217	3,787	6,304	3,[illegible]6,[illegible]45	1,[illegible],[illegible]89	1,[illegible],[illegible]10	69,[illegible]60	1,[illegible],[illegible]15
Share of Bengal	*3,560*	*3,[illegible]15*	*6,[illegible]96*	*1,[illegible]13*	*3,[illegible]07*	*2,[illegible],[illegible]60*	*1,[illegible],[illegible]40*	*1,[illegible],[illegible]06*	*42,[illegible]17*	*1,[illegible],[illegible]60*
,, *Bombay*	*2,[illegible]*	*56*	..	..	*2*	*1,[illegible],[illegible]02*	*[illegible],[illegible]60*	..	..	*[illegible]*
,, *Sind*	*379*	*655*	*[illegible]65*	*75*	*21*	*[illegible],[illegible]38*	*[illegible],[illegible]28*	*[illegible],[illegible]75*	*[illegible],[illegible]60*	*[illegible],[illegible]40*
,, *Madras*	—	*1*	*21*	*56*	..	—	*[illegible]20*	*[illegible],[illegible]52*	*[illegible],[illegible]04*	..
,, *Burma*	*49*	*781*	*[illegible],[illegible]89*	*[illegible],[illegible]97*	*[illegible],[illegible]0[illegible]*	*[illegible],[illegible]67*	*[illegible],[illegible]76*	*[illegible],[illegible]18*	*[illegible]8,[illegible]18*	*[illegible]7,[illegible]78*
TOTAL	8,921	4,[illegible]96	12,841	4,[illegible]04	6,[illegible]72	4,71,[illegible]28	[illegible],[illegible]64	2,[illegible],[illegible]89	81,[illegible]43	1,[illegible],[illegible]66

No. 11—*continued*

ARTICLES, AND COUNTRIES OF FINAL DESTINATION; ALSO SHARE OF EACH PROVINCE	QUANTITY					VALUE				
	1929-30	1930-31	1931-32	1932-33	1933-34	1929-30	1930-31	1931-32	1932-33	1933-34
						R	R	R	R	R
Lac—continued										
Other kinds (excluding *lac-dye*) (II. D)—	Cwts.	Cwts.	Cwts.	Cwts.	Cwts.					
United Kingdom (*including* Channel Islands)	1,130	1,491	160	..	1,876	43,770	33,814	1,707	..	31,536
Other British Possessions	4	3	..	1	1	376	189	30	50	30
TOTAL BRITISH EMPIRE	1,134	1,494	160	1	1,877	44,146	34,003	1,737	50	31,566
Germany	44,215	27,587	16,924	10,049	8,154	18,15,224	5,02,358	2,22,155	89,412	61,108
Netherlands	..	2,320	..	2,648	257	..	20,043	..	31,106	1,815
Belgium	25,856	14,054	13,544	983	13,234	6,87,816	2,50,036	1,79,800	9,215	1,33,521
France	440	614	411	410	205	18,719	10,413	4,203	2,516	1,258
United States of America—Vid Atlantic Coast	448	..	..	..	..	24,146	..	..	..	..
Other Foreign Countries	5	3	11	18	..	563	255	680	915	..
TOTAL FOREIGN COUNTRIES	70,959	44,578	30,890	14,108	21,850	24,96,468	7,92,105	4,06,928	1,33,164	1,97,702
Share of Bengal	*70,485*	*45,984*	*30,992*	*14,090*	*23,726*	*24,48,699*	*8,21,133*	*4,07,572*	*1,32,249*	*2,09,238*
„ *Bombay*	*1,031*	*55*	*11*	*19*	*1*	*77,330*	*2,895*	*582*	*965*	*30*
„ *Sind*	*2*	..	..	..	..	*240*	..	..	..	..
„ *Madras*	..	*24*	..	..	..	..	*1,874*	..	..	..
Burma	*575*	*9*	*47*	..	..	*14,445*	*206*	*411*	..	..
TOTAL	72,093	46,073	31,050	14,109	23,727	25,40,614	8,26,108	4,08,565	1,33,214	2,09,268
Total Lac—	Cwts.	Cwts.	Cwts.	Cwts.	Cwts.					
United Kingdom (*including* Channel Islands)	116,005	123,478	105,996	105,290	336,409	1,58,51,807	70,30,603	44,96,722	32,75,122	1,31,74,816
Palestine	7	10	21	105	140	750	902	1,297	5,206	4,658
Ceylon (*excluding* Maldes)	117	134	107	165	101	15,358	9,424	6,309	6,489	6,180
Straits Settlements	2,060	2,269	1,702	1,482	1,462	2,62,878	1,71,248	84,323	48,619	52,278
Hongkong	1,389	2,106	1,937	1,948	1,129	1,71,551	1,48,110	1,12,191	74,422	40,037
Union of South Africa	727	1,056	382	643	742	89,756	57,074	18,185	22,190	27,949
Canada—										
Vid Atlantic Coast	..	..	123	882	2,653	..	..	6,160	32,625	96,732
„ Pacific „	..	..	..	74	63	..	..	..	3,429	2,880
Commonwealth of Australia	6,825	4,718	2,649	4,767	3,950	5,23,163	3,36,642	1,37,496	1,91,606	1,05,221
New Zealand	1,032	1,178	375	740	688	1,41,964	98,991	21,584	33,143	28,404
Other British Possessions	49	80	20	24	41	6,404	6,552	789	1,623	1,465
TOTAL BRITISH EMPIRE	157,161	185,024	113,305	116,120	347,438	1,73,63,631	78,54,561	48,85,056	36,94,654	1,36,01,570
Finland	33	103	..	15	7	3,520	6,168	..	490	370
Sweden	3,177	5,125	2,882	3,006	2,598	3,77,105	3,15,619	1,33,918	98,058	81,003
Norway	505	600	548	594	626	57,383	40,690	47,270	21,645	20,487
Denmark	1,005	1,881	1,163	1,511	1,315	1,14,774	1,11,125	52,830	51,165	43,511
Poland (*including* Dantzig)	993	1,350	1,249	2,089	2,804	1,10,849	83,147	53,013	66,333	86,725
Germany	113,291	99,857	61,741	55,013	58,640	98,07,014	48,48,611	20,72,053	14,40,571	14,53,334
Netherlands	2,067	5,794	1,555	19,126	3,663	3,20,586	2,43,814	60,978	5,16,651	1,28 850
Belgium	34,397	28,335	28,318	7,839	33,243	15,38,576	9,77,287	10,31,785	2,18,318	7,96,475
France	14,853	15,419	12,773	14,819	15,570	16,10,062	8,91,464	5,31,870	4,59,847	4,71,596
Spain	2,663	2,106	1,252	1,947	1,949	2,81,027	1,26,349	55,189	64,520	40,708
Portugal (*including* Azores and Madeira)	978	..	45	32	30	1,25,991	..	2,530	1,220	783
Italy (*including* Fiume)	6,510	6,676	5,489	5,641	6,050	7,39,108	4,36,470	2,62,207	2,07,244	2,32,479
Roumania	..	87	..	43	191	..	1,747	..	1,692	6,712
Greece (*including* Crete)	267	433	662	632	363	32,084	23,914	32,365	23,256	11,954
Turkey, European	110	178	120	215	78	13,730	11,005	5,200	7,076	2,750
Syria	101	97	119	88	122	11,006	6,194	5,484	3,671	3,786
Iraq	54	67	39	66	30	6,217	5,077	1,770	2,217	1,290
Java	1,450	1,837	1,543	1,413	1,373	1,87,838	1,35,960	74,038	45,819	42,463
Siam	58	66	..	..	55	6,600	3,697	..	..	2,150
Dutch India	452	1,362	877	1,467	777	60,400	1,08,236	48,225	53,163	21,151

No. 11—*continued*

ARTICLES, AND COUNTRIES OF FINAL DESTINATION; ALSO SHARE OF EACH PROVINCE	QUANTITY					VALUE				
	1929-30	1930-31	1931-32	1932-33	1933-34	1929-30	1930-31	1931-32	1932-33	1933-34
Lac—*concluded*										
Total Lac—continued	Cwts.	Cwts.	Cwts.	Cwts.	Cwts.	R	R	R	R	R
China (*exclusive of* Hongkong and Macao)	3,019	2,511	1,983	1,915	1,629	3,64,964	1,60,930	82,629	61,918	64,824
Japan	27,560	27,963	23,978	27,032	31,472	32,80,224	19,02,118	15,49,187	8,04,887	9,85,808
Egypt	907	1,090	762	921	1,036	1,13,760	83,076	60,822	36,369	38,346
Portuguese East Africa	233	195	221	406	499	25,793	12,197	10,006	13,321	15,877
United States of America—										
Vid Atlantic Coast	283,848	199,480	177,190	148,927	211,737	3,14,97,843	1,24,14,353	70,28,668	43,01,611	68,25,878
„ Pacific *„*	3,416	1,647	1,676	1,804	1,999	4,07,689	99,862	75,971	56,283	65,041
Cuba	322	163	221	299	448	38,181	11,926	9,987	13,539	15,490
Mexico	29	..	..	18	257	2,116	..	..	603	8,764
Brazil	1,231	2,047	2,426	1,276	1,863	1,56,559	1,48,404	1,02,816	48,459	70,474
Uruguay	297	337	159	254	229	35,940	25,820	6,976	9,164	9,288
Argentine Republic (*including* the Atlantic Coast of Patagonia)	4,290	4,779	1,102	2,565	2,361	4,89,942	3,39,434	50,295	87,169	81,941
Chile (*including* the Pacific Coast of Patagonia)	597	541	96	491	169	66,727	35,198	3,836	14,673	5,400
Other Foreign Countries	116	109	232	120	113	13,158	7,307	10,287	4,965	3,640
TOTAL FOREIGN COUNTRIES	511,758	412,127	350,419	302,180	382,560	5,23,06,393	2,35,19,221	1,35,09,116	67,38,111	1,10,42,107
Share of Bengal	*458,909*	*362,519*	*450,673*	*416,588*	*727,247*	*6,23,24,443*	*3,10,30,396*	*1,53,67,866*	*1,21,30,889*	*2,48,60,078*
„ Bombay	*3,357*	*167*	*90*	*31*	*600*	*2,37,935*	*8,548*	*1,388*	*1,665*	*49,587*
„ Sind	*575*	*1,027*	*374*	*164*	*21*	*46,679*	*44,328*	*5,176*	*4,774*	*1,300*
„ Madras	*2*	*38*	*23*	*26*	..	*211*	*2,339*	*1,150*	*1,111*	*38*
„ Burma	*6,038*	*3,120*	*6,736*	*5,492*	*3,120*	*5,82,760*	*3,01,770*	*1,13,869*	*84,448*	*62,710*
TOTAL	508,914	547,151	463,724	418,300	730,988	6,06,72,024	3,13,73,782	1,53,94,178	1,24,23,765	2,49,63,677
Lacquered-ware (of Indian manufacture) (III. B)—										
United Kingdom (*including* Channel Islands)	—	—	—	—	—	9,170	10,148	6,672	5,510	8,872
Other British Possessions	—	—	—	—	—	13,170	7,398	8,078	9,285	11,135
TOTAL BRITISH EMPIRE	—	—	—	—	—	22,340	17,536	9,748	12,795	18,907
France	—	—	—	—	—	6,811	2,699	270	1,253	748
Other Foreign Countries	—	—	—	—	—	13,982	10,717	16,642	19,062	16,902
TOTAL FOREIGN COUNTRIES	—	—	—	—	—	20,793	13,416	16,912	20,315	17,750
Share of Bombay	—	—	—	—	—	*39,127*	*18,511*	*21,627*	*26,697*	*29,167*
„ Sind	—	—	—	—	—	*210*	*309*	*48*	..	*70*
„ Madras	—	—	—	—	—	*139*	..	..	*38*	..
„ Burma	—	—	—	—	—	*13,927*	*12,119*	*6,975*	*6,379*	*8,473*
TOTAL	—	—	—	—	—	43,403	30,962	28,650	33,113	37,750
Leather—										
Hides, tanned or dressed—										
Buffalo hides (III. B)—	Tons	Tons	Tons	Tons	Tons					
United Kingdom (*including* Channel Islands)	879	598	546	375	636	19,15,691	10,38,350	9,46,508	5,21,745	11,08,348
Palestine	..	8	6	3	1	1,388	10,400	8,526	3,740	1,045
Hongkong	..	5	..	..	..	..	7,200	..	..	..
Zanzibar and Pemba	4	2	3	1	2	8,424	7,910	7,530	5,260	8,806
Kenya Colony	44	23	16	11	13	25,725	45,797	26,981	19,917	21,976
Tanganyika Territory	5	2	4	4	3	11,450	8,046	7,525	8,256	7,850
Other British Possessions	..	..	1	..	2	2,518	3,024	3,504	1,504	6,770
TOTAL BRITISH EMPIRE	1,033	637	574	394	710	20,24,197	11,20,727	9,98,587	5,59,423	11,64,044

No. 11—*continued*

ARTICLES, AND COUNTRIES OF FINAL DESTINATION; ALSO SHARE OF EACH PROVINCE	QUANTITY					VALUE				
	1929-30	1930-31	1931-32	1932-33	1933-34	1929-30	1930-31	1931-32	1932-33	1933-34
Leather—*continued*	Tons	Tons	Tons	Tons	Tons	R	R	R	R	R
Hides, tanned or dressed—continued										
Buffalo hides (III. I)—*continued*										
Syria	16	18	21	8	4	40,048	36,800	20,550	13,150	4,400
Iraq	20	20	18	10	18	30,070	33,010	26,438	17,158	23,000
Persia	4	2	1	..	..	8,245	6,518	2,300	1,230	200
China (*exclusive* of Hongkong and Macao)	..	5	..	..	..	..	5,000	..	..	..
United States of America—										
Vid Atlantic Coast	32	6	9	8	7	71,292	15,000	19,830	15,070	12,000
Other Foreign Countries	1	..	..	..	4	1,710	712	100	347	4,400
TOTAL FOREIGN COUNTRIES	73	51	49	26	33	1,60,965	97,040	78,218	46,955	44,000
Share of Bombay	*97*	*73*	*67*	*41*	*48*	*2,00,916*	*1,50,617*	*1,10,793*	*85,130*	*73,677*
" *Sind*	..	..	*1*	*2*	..	..	*600*	*950*	*4,519*	*5€*
" *Madras*	*1,009*	*605*	*555*	*377*	*704*	*19,86,332*	*11,14,460*	*9,50,862*	*5,15,112*	*11,13,313*
" *Burma*	..	*10*	..	..	..	*115*	*12,223*	..	..	..
TOTAL	1,106	688	623	420	752	21,87,352	12,77,890	10,72,605	6,04,761	11,92,044
Cow hides (III. I)—	Tons	Tons	Tons	Tons	Tons					
United Kingdom (*including* Channel Islands)	10,788	9,616	8,689	7,722	11,306	2,55,28,846	2,16,80,389	1,79,60,852	1,38,52,802	2,05,11,455
Aden and Dependencies	14	16	17	15	21	31,908	33,988	25,994	22,521	29,678
Ceylon (*excluding* Maldives)	..	..	..	..	..	4,203	468	3,410	2,442	5,488
Straits Settlements	16	2	2	3	..	33,824	4,330	2,202	2,160	7.8
Hongkong	148	42	68	35	5	2,78,925	58,150	87,250	43,120	6,200
Mauritius and Zanzibar	..	2	..	..	..	2,103	11,615	887	1,232	880
Kenya Colony	16	7	1	1	3	52,545	27,844	11,620	11,885	17,648
Canada—										
Vid Atlantic Coast	29	53	..	..	..	55,370	77,455	..	..	..
Other British Possessions	1	..	1	..	..	1,161	725	1,725	300	1,424
TOTAL BRITISH EMPIRE	11,009	9,738	8,778	7,776	11,335	2,59,88,888	2,18,92,964	1,80,93,040	1,39,36,462	2,06,73,306
China (*exclusive* of Hongkong and Macao)	177	162	136	105	43	3,22,725	1,93,560	1,07,080	1,09,047	34 [illegible]
United States of America—										
Vid Atlantic Coast	768	51	1	..	29	17,35,719	1,13,250	1,500	..	59,595
Other Foreign Countries	2	..	4	1	1	15,979	2,551	5,430	4,910	1,563
TOTAL FOREIGN COUNTRIES	947	213	141	106	73	20,65,423	3,09,361	1,74,010	1,13,957	95,158
Share of Bengal	*8*	*27*	*33*	*46*	*59*	*53,516*	*3,707*	*65,902*	*86,836*	*90,750*
" *Bombay*	*864*	*477*	*368*	*197*	*371*	*21,43,783*	*17,[illegible],206*	*13,25,715*	*6,97,541*	*3,33,816*
" *Sind*	*33*	*5*	*8*	*17*	*37*	*79,456*	*12,358*	*15,908*	*37,199*	*77,286*
" *Madras*	*10,793*	*9,136*	*8,505*	*7,481*	*10,393*	*2,41,37,605*	*2,01,15,[illegible]24*	*1,65,03,392*	*1,30,75,517*	*1,97,31,414*
" *Burma*	*343*	*806*	*906*	*143*	*48*	*6,49,731*	*2,51,040*	*2,56,531*	*1,54,127*	*40,850*
TOTAL	11,966	9,951	8,919	7,882	11,408	2,80,54,211	2,22,02,[illegible]15	1,82,67,950	1,40,50,419	2,07,68,814
Calf Skins—										
Buffalo Calf Skins (III. I)—	Tons	Tons	Tons	Tons	Tons					
United Kingdom (*including* Channel Islands)	359	351	306	315	411	10,01,800	8,37,[illegible]34	6,38,021	5,55,306	7,[illegible]8,53
Other British Possessions	1	..	..	..	..	2,104	439	214	26	1[illegible]
TOTAL BRITISH EMPIRE	360	351	306	315	411	10,03,904	8,37,[illegible]73	6,38,235	5,55,332	7,82,48

No. 11—*continued*

ARTICLES AND COUNTRIES OF FINAL DESTINATION; ALSO SHARE OF EACH PROVINCE	QUANTITY					VALUE				
	1929-30	1930-31	1931-32	1932-33	1933-34	1929-30	1930-31	1931-32	1932-33	1933-34
Leather—*continued.*						R	R	R	R	R
***Hides, tanned or dressed*—continued**										
Calf Skins—*continued*										
Buffalo Calf Skins (III. I)—*continued*	Tons	Tons	Tons	Tons	Tons					
United States of America—										
Vid Atlantic Coast	179	36	..	..	..	5,54,422	1,19,489	..	..	
Other Foreign Countries	..	..	..	..	..	378	..	..	..	..
TOTAL FOREIGN COUNTRIES	179	36	..	..	..	5,54,867	1,19,489	..	..	..
Share of Bombay	*5*	*1*	*1*	..	*1*	*31,610*	*5,000*	*3,000*	..	*3,000*
,, *Sind*	*4*	..	*1*	*3*	..	*7,910*	..	*1,800*	*3,407*	*994*
,, *Madras*	*630*	*386*	*804*	*312*	*410*	*18,19,278*	*9,81,949*	*6,33,436*	*6,81,925*	*7,71,693*
TOTAL	639	387	806	315	411	18,58,771	9,87,861	6,38,236	5,15,332	7,75,687
Cow Calf Skins (III. I)—	Tons	Tons	Tons	Tons	Tons					
United Kingdom (*including* Channel Islands)	652	516	450	419	585	25,27,331	15,20,933	12,84,068	10,00,284	13,83,748
Ceylon (*excluding* Maldives)	..	..	..	..	..	5,643	2,070	1,084	480	781
Other British Possessions	..	..	..	..	..	83	150	..	..	..
TOTAL BRITISH EMPIRE	652	516	450	419	585	25,33,057	15,23,153	12,85,112	10,00,764	13,84,031
United States of America—										
Vid Atlantic Coast	8	..	..	..	..	30,155	..	..	..	930
Other Foreign Countries	..	1	..	..	..	750	4,800	1,000	480	2,070
TOTAL FOREIGN COUNTRIES	8	1	..	..	..	30,905	4,800	1,000	480	2,000
Share of Bengal	..	..	..	..	..	..	*600*	*600*	..	*2,000*
,, *Bombay*	*55*	*11*	..	..	*2*	*2,55,755*	*65,160*	*2,000*	..	*7,070*
,, *Sind*	*6*	*6*	*2*	*4*	*4*	*20,170*	*19,902*	*6,411*	*7,169*	*7,200*
,, *Madras*	*599*	*500*	*448*	*415*	*578*	*23,66,537*	*14,62,311*	*12,76,700*	*9,94,595*	*13,19,995*
TOTAL	660	517	450	419	585	25,93,962	15,27,953	12,86,117	10,01,214	13,36,071
Total Calf Skins—	Tons	Tons	Tons	Tons	Tons					
United Kingdom (*including* Channel Islands)	1,011	847	756	734	996	25,29,181	23,69,207	19,28,079	15,55,592	21,15,185
Ceylon (*excluding* Maldives)	1	..	..	..	..	7,072	2,253	1,248	500	253
Other British Possessions	..	..	..	..	..	158	600	..	..	100
TOTAL BRITISH EMPIRE	1,012	847	756	734	996	25,36,961	23,71,046	19,29,347	15,56,092	21,15,538
United States of America—										
Vid Atlantic Coast	187	36	..	..	..	5,84,647	1,19,489	..	..	930
Other Foreign Countries	..	1	..	..	..	1,123	4,800	1,000	480	2,070
TOTAL FOREIGN COUNTRIES	187	37	..	..	..	5,85,772	1,24,289	1,000	480	3,000
Share of Bengal	..	..	..	..	..	..	*600*	*600*	..	*2,000*
,, *Bombay*	*60*	*12*	*1*	..	*4*	*3,20,365*	*69,160*	*2,000*	..	*10,170*
,, *Sind*	*10*	*6*	*3*	*7*	*4*	*28,118*	*19,902*	*8,211*	*10,169*	*7,200*
,, *Madras*	*1,129*	*886*	*751*	*727*	*988*	*37,84,749*	*24,76,253*	*19,19,636*	*15,46,910*	*20,36,654*
TOTAL	1,199	906	754	734	996	41,33,732	26,25,931	19,29,847	15,56,540	21,19,024
Other hides (III. I)—	Tons	Tons	Tons	Tons	Tons					
TOTAL BRITISH EMPIRE	..	..	2	..	..	1,527	760	616	..	176
Iraq	..	..	..	..	..	1,680	..	..	..	..
Share of Bengal	..	..	*2*	..	..	*1,541*	..	*662*	..	..
,, *Madras*	..	..	..	..	..	*1,139*	*760*	*54*	..	*191*
TOTAL	..	..	2	..	..	2,207	760	616	..	191

No. 11—*continued*

ARTICLES, AND COUNTRIES OF FINAL DESTINATION; ALSO SHARE OF EACH PROVINCE	QUANTITY					VALUE				
	1929-30	1930-31	1931-32	1932-33	1933-34	1929-30	1930-31	1931-32	1932-33	1933-34
Leather—*continued*										
Total Hides, tanned or dressed—	Tons	Tons	Tons	Tons	Tons	R	R	R	R	R
United Kingdom (*including* Channel Islands)	12,777	11,082	9,993	8,881	13,000	3,09,74,807	2,51,47,135	2,08,23,996	1,59,29,427	2,38,33,932
Palestine	..	8	5	3	1	1,258	10,500	9,050	3,700	1,600
Aden and Dependencies	14	16	17	15	22	32,733	38,818	27,259	23,599	31,573
Ceylon (*excluding* Maldives)	1	..	..	..	..	13,007	4,292	5,261	3,274	6,831
Straits Settlements	16	2	2	3	1	34,227	4,358	3,402	2,160	2,275
Hongkong	148	47	68	35	5	2,78,925	60,350	87,250	43,120	6,200
Zanzibar and Pemba	6	4	3	1	2	12,010	19,781	8,417	6,572	6,556
Kenya Colony	60	28	17	12	16	1,38,270	78,641	38,305	31,862	39,518
Tanganyika Territory	5	2	4	4	3	11,983	8,625	8,425	6,250	8,700
Canada—										
Pld Atlantic Coast	26	53	..	..	..	55,370	77,455	..	..	..
Other British Possessions	1	..	1	..	..	1,168	650	1,025	400	848
TOTAL BRITISH EMPIRE	13,054	11,242	10,110	8,004	13,050	3,15,53,763	2,54,45,600	2,10,12,290	1,60,50,364	2,39,38,033
Syria	16	18	23	8	4	42,848	36,800	31,850	13,150	4,400
Iraq	21	20	18	10	10	45,145	38,890	27,233	21,208	26,049
Persia	4	2	1	..	..	514	7,518	2,900	1,350	200
Java	..	..	..	..	..	12,495	..	..	..	..
China (*exclusive* of Hongkong and Macao)	177	167	136	105	43	3,22,725	1,98,560	1,67,080	1,09,047	34,350
United States of America—										
Pld Atlantic Coast	987	93	10	6	36	23,82,658	2,47,739	21,330	15,070	72,195
Other Foreign Countries	2	1	2	1	4	7,175	6,183	2,835	1,537	4,914
TOTAL FOREIGN COUNTRIES	1,207	301	190	132	106	28,13,560	5,30,690	2,53,228	1,61,362	1,42,108
Share of Bengal	*8*	*27*	*34*	*44*	*59*	*54,202*	*4,307*	*66,984*	*85,835*	*92,760*
" *Bombay*	*1,021*	*852*	*436*	*238*	*423*	*36,74,564*	*20,00,418*	*14,42,509*	*7,82,671*	*9,12,611*
" *Sind*	*43*	*11*	*12*	*26*	*41*	*1,07,603*	*32,860*	*23,070*	*52,254*	*85,730*
" *Madras*	*12,846*	*10,727*	*9,612*	*8,585*	*12,585*	*2,98,90,115*	*2,35,75,447*	*1,94,76,443*	*1,51,36,609*	*2,29,43,510*
" *Burma*	*343*	*216*	*206*	*143*	*48*	*6,40,839*	*2,63,263*	*2,56,532*	*1,54,327*	*40,358*
TOTAL	14,261	11,543	10,300	9,036	13,156	3,43,67,323	2,59,76,290	2,12,65,518	1,62,11,726	2,40,80,141
Skins, tanned or dressed—										
Goat skins (III. 1)—	Tons	Tons	Tons	Tons	Tons					
United Kingdom (*including* Channel Islands)	2,897	2,986	2,496	2,887	3,400	2,05,72,609	1,70,89,501	1,56,78,805	1,67,82,273	1,65,46,668
Ceylon (*excluding* Maldives)	2	..	..	3	1	11,873	5,818	3,078	1,238	5,081
Commonwealth of Australia	6	..	3	..	..	46,376	4,100	7,516	3,965	1,130
Other British Possessions	..	..	..	..	..	1,847	1,220	400	291	275
TOTAL BRITISH EMPIRE	2,905	2,986	2,499	2,890	3,401	2,05,32,705	1,70,70,639	1,56,89,799	1,67,87,767	1,65,53,354
Germany	2	4	..	..	3	16,694	21,635	1,319	..	12,710
Netherlands	31	50	34	6	1	2,17,015	3,32,276	2,25,000	42,000	6,000
Belgium	..	..	4	1	..	1,680	3,000	19,384	3,069	2,400
France	..	1	13	9	20	1,000	9,520	86,118	50,519	1,97,555
Japan	4	1	..	2	17	17,500	6,060	2,000	15,400	84,800
United States of America—										
Pld Atlantic Coast	240	79	56	7	87	16,45,637	4,22,390	2,96,340	2,[illegible],000	3,86,564
" Pacific "	..	..	..	..	3	..	..	..	..	15,000
Other Foreign Countries	2	..	..	1	..	4,600	134	..	1,228	3,000
TOTAL FOREIGN COUNTRIES	279	135	107	26	150	19,04,126	7,94,995	6,30,161	1,50,246	7,07,533

No. 11—*continued*

ARTICLES, AND COUNTRIES OF FINAL DESTINATION; ALSO SHARE OF EACH PROVINCE	QUANTITY					VALUE				
	1929-30	1930-31	1931-32	1932-33	1933-34	1929-30	1930-31	1931-32	1932-33	1933-34
Leather—*continued*						R	R	R	R	R
Skins, tanned or dressed—continued										
Goat skins (III. 1)—*continued*	Tons	Tons	Tons	Tons	Tons					
Share of Bengal	6	2	1	..	..	*37,859*	*11,698*	*9,691*	*2,150*	*969*
„ *Bombay*	*668*	*312*	*201*	*216*	*279*	*31,61,742*	*19 3,818*	*21,33,961*	*9,15,961*	*11,65,975*
„ *Sind*	*34*	*18*	*9*	*6*	*8*	*1,63,147*	*1,20,242*	*29,373*	*11,176*	*21,412*
„ *Madras*	*2,674*	*2,779*	*2,345*	*2,646*	*3,264*	*1,91,90,613*	*1,57,39 515*	*1,09 96 916*	*1,64,1 949*	*1 9,15,433*
„ *Burma*	*2*	..	..	..	..	*3,750*	*100*	..	..	..
TOTAL	3,184	3,121	2,606	2,916	3,551	2,23,36,831	1,78,65,634	1,63,19,960	1,69,28,918	1,[illegible]
Sheep skins (III. 1)—	Tons	Tons	Tons	Tons	Tons					
United Kingdom (*including* Channel Islands)	2,555	2,357	2,180	1,869	2,253	1,59,14,215	1,40,97,547	1,06,96,249	96,38,936	1,11,2[illegible]
Ceylon (*excluding* Maldives)	4	1	4	17	8	21,600	16,490	13,144	11,804	18,712
Straits Settlements	100	108	88	85	73	5,07,026	4,41,621	3,00,633	2,95,009	2 84,021
Federated Malay States	15	..	..	..	..	69,394	..	..	..	..
Kenya Colony	2	1	1	1	..	16,020	10,554	6,42[illegible]	5,800	6,[illegible]7
Mauritius and Dependencies	..	..	..	..	..	7,148	2,604	1,160	2,600	[illegible]
Other British Possessions	..	..	..	1	..	2,274	2,417	2,780	6,197	[illegible]
TOTAL BRITISH EMPIRE	2,686	2,467	2,273	1,973	2,334	1,65,37,677	1,48,71,433	1,10,20,362	99,70,010	1,14,21,[illegible]
Germany	..	2	..	..	30	2,585	15,580	..	..	49,687
Netherlands	13	13	6	12	..	60,140	58,507	24,000	58,000	..
Belgium	1	..	..	..	..	6,000	..	..	600	..
Italy (*including* Fiume)	4	1	..	..	..	22,986	13,066	3,000	91	..
Java	19	1	..	..	..	83,284	3,640	500	500	..
Siam	3	1	1	1	..	12,984	2,700	1,008	2,168	..
China (*exclusive* of Hongkong and Macao)	6	1	..	1	..	16,586	4,750	..	812	..
Japan	613	504	505	463	520	31,72,686	21,00,152	25,66,982	20,49,615	20,10,844
United States of America—										
Via Atlantic Coast	77	15	5	..	3	5,41,551	1,19,258	33,600	..	76,940
Other Foreign Countries	..	..	..	..	..	240	1,228	3,279	1,200	198
TOTAL FOREIGN COUNTRIES	735	538	517	477	553	89,18,112	31,22,806	26,32,416	21,09,866	21,46,709
Share of Bengal	*1*	..	..	..	..	*11,979*	*710*	*900*	*60*	*987*
„ *Bombay*	*289*	*230*	*223*	*106*	*237*	*19,23,603*	*14,58,637*	*9,43,449*	*1,81,369*	*3,10,396*
„ *Sind*	*132*	*96*	*63*	*19*	*60*	*5,69,291*	*4,11,473*	*2,27,191*	*60,633*	*1,80,689*
„ *Madras*	*3,001*	*2,678*	*2,305*	*2,224*	*2,590*	*1,79,90,745*	*1,57,93,648*	*1,24,81,021*	*1,16,50,941*	*1,11,67,791*
„ *Burma*	*7*	*1*	..	*1*	..	*21,343*	*4,710*	..	*811*	..
TOTAL	2,421	3,005	2,799	2,450	2,887	2,04,15,789	1,76,98,239	1,36,52,778	1,19,66,908	1,[illegible]
Other skins (III. 1)—	Tons	Tons	Tons	Tons	Tons					
United Kingdom (*including* Channel Islands)	100	62	94	109	128	22,44,143	21,21,633	18,04,206	18,77,[illegible]	[illegible]
Ceylon (*excluding* Maldives)	..	..	..	..	..	27,[illegible]	2,770	[illegible]	696	[illegible]
Straits Settlements	..	..	..	..	..	800	[illegible]	..	..	..
Commonwealth of Australia	..	..	..	..	..	[illegible]	[illegible]	[illegible]	[illegible]	[illegible]
Other British Possessions	..	..	..	..	..	..	[illegible]	..	[illegible]	..
TOTAL BRITISH EMPIRE	100	62	94	109	128	[illegible]	[illegible]	[illegible]	[illegible]	[illegible]
Germany	..	..	..	2	..	11,127	[illegible]	[illegible]	[illegible]	[illegible]
Netherlands	..	..	..	6	..	80,007	[illegible]	[illegible]	[illegible]	[illegible]
Belgium	..	..	..	..	..	..	[illegible]	..	[illegible]	..
France	1	..	6	..	..	[illegible]	[illegible]	[illegible]	[illegible]	[illegible]
Italy (*including* Fiume)	..	..	..	..	..	[illegible]	[illegible]	[illegible]	[illegible]	[illegible]
United States of America—										
Via Atlantic Coast	25	2	..	..	..	[illegible]	[illegible]	[illegible]	[illegible]	..
Other Foreign Countries	..	..	..	..	..	[illegible]	[illegible]	[illegible]	[illegible]	..
TOTAL FOREIGN COUNTRIES	[illegible]	[illegible]	[illegible]	10	..	[illegible]	[illegible]	[illegible]	[illegible]	[illegible]

No. 11—*continued*

ARTICLES, AND COUNTRIES OF FINAL DESTINATION; ALSO SHARE OF EACH PROVINCE	QUANTITY					VALUE				
	1929-30	1930-31	1931-32	1932-33	1933-34	1929-30	1930-31	1931-32	1932-33	19 32-
	Tons	Tons	Tons	Tons	Tons	R	R	R	R	R
Leather—continued										
Skins, tanned or dressed—concluded										
Other skins (III.I)—*continued*										
Share of Bengal	*16*	*15*	*36*	*63*	*83*	*6,14,170*	*3,41,644*	*6,36,729*	*9,42,221*	*11,12,663*
,, *Bombay*	*10*	*3*	*1*	*2*	*1*	*1,42,177*	*41,738*	*35,768*	*15,036*	*11,244*
,, *Sind*	*36*	*12*	*8*	*8*	*6*	*4,66,371*	*1,31,132*	*1,49,359*	*89,726*	*50,819*
,, *Madras*	*74*	*34*	*63*	*46*	*39*	*19,42,981*	*6,39,516*	*5,74,411*	*4,68,595*	*3,72,684*
TOTAL	136	64	98	119	128	31,67,699	11,97,025	13,96,260	15,15,577	15,46,748
TOTAL SKINS, TANNED OR DRESSED—	Tons	Tons	Tons	Tons	Tons					
United Kingdom (*including* Channel Islands)	5,552	5,405	4,770	4,865	5,781	3,87,30,967	3,22,78,691	2,76,79,354	2,76,99,207	2,91,77,568
Ceylon (*excluding* Maldives)	6	1	4	20	9	61,276	27,017	17,146	13,238	24,160
Straits Settlements	109	108	88	85	73	5,07,826	4,58,081	3,00,633	2,95,003	2,61,895
Federated Malay States	15	..	..	..	..	69,394	..	..	..	..
Kenya Colony	3	1	1	1	..	16,445	11,074	6,522	5,816	6,807
Mauritius and Dependencies	..	..	..	..	..	7,248	2,604	1,160	2,600	500
Commonwealth of Australia	6	..	3	..	..	49,521	5,150	13,416	20,155	20,325
Other British Possessions	..	..	..	1	..	3,401	2,752	3,020	7,209	3,570
TOTAL BRITISH EMPIRE	5,691	5,515	4,866	4,972	5,868	3,94,46,078	3,27,80,759	2,80,21,251	2,80,43,228	2,94,94,825
Germany	2	6	..	2	38	30,606	42,905	8,782	54,510	78,747
Netherlands	44	68	40	26	1	2,97,162	3,88,883	2,51,500	1,29,697	8,850
Belgium	1	..	4	1	..	7,620	8,400	19,384	5,669	2,400
France	1	1	17	9	89	3,560	10,670	1,46,527	63,724	2,06,187
Italy (*including* Fiume)	4	1	..	..	..	24,106	13,696	5,277	11,756	3,350
Java	19	1	..	..	..	82,334	3,600	500	500	..
Siam	2	1	1	2	..	13,634	2,700	1,005	3,180	..
China (*exclusive of* Hongkong and Macao)	8	1	..	1	..	20,936	4,750	1,000	642	..
Japan	617	505	505	465	537	31,90,186	29,15,202	25,68,912	20,64,816	21,54,619
United States of America—										
Pcd Atlantic Coast	342	96	61	7	90	30,43,647	5,87,274	3,41,461	41,530	4,11,864
,, Pacific ,,	..	..	..	..	3	..	..	..	..	15,000
Other Foreign Countries	..	..	..	..	..	310	459	3,379	2,045	1,388
TOTAL FOREIGN COUNTRIES	1,040	675	628	513	703	67,14,241	39,78,539	33,47,747	28,78,268	28,81,785
Share of Bengal	*21*	*17*	*37*	*63*	*83*	*6,66,678*	*3,53,979*	*6,47,320*	*9,44,631*	*11,13,889*
,, *Bombay*	*768*	*645*	*425*	*324*	*517*	*82,16,372*	*36,21,181*	*32,62,207*	*13,89,447*	*20,60,713*
,, *Sind*	*182*	*135*	*79*	*31*	*73*	*11,96,809*	*7,12,837*	*4,06,116*	*1,47,631*	*1,92,848*
,, *Madras*	*5,749*	*5,491*	*4,953*	*5,066*	*5,393*	*3,90,54,348*	*3,21,65,700*	*2,81,53,356*	*2,79,39,275*	*2,90,09,160*
,, *Burma*	*9*	*1*	..	*1*	..	*26,118*	*5,150*	..	*812*	..
TOTAL	6,731	6,190	5,494	5,485	6,366	4,61,60,319	3,67,58,898	3,13,68,498	3,04,21,496	3,23,76,610
Total Hides and Skins, tanned or dressed —	Tons	Tons	Tons	Tons	Tons					
United Kingdom (*including* Channel Islands)	13,319	16,487	14,748	13,496	16,781	6,97,05,774	5,74,25,816	4,85,03,350	4,36,28,684	5,20,11,5 0
Palestine	.	8	5	3	1	1,218	10,500	9,050	3,700	1,600
Aden and Dependencies	14	16	17	16	22	33,095	29,853	27,309	26,121	31,573
Ceylon (*excluding* Maldives)	7	1	4	20	9	74,283	31,300	22,407	16,513	30,991
Straits Settlements	135	110	90	68	74	5,42,083	4,57,434	3,03,035	2,97,163	2,64,170
Federated Malay States	15	..	..	..	..	69,394	..	..	..	..
Hongkong	148	47	66	25	5	2,78,925	60,350	37,250	43,120	5,200
Zanzibar and Pemba	6	4	3	1	2	13,724	11,198	11,002	8,182	9,066
Kenya Colony	63	29	18	13	16	1,54,715	84,715	44,827	37,678	46,285
Tanganyika Territory	5	2	4	4	3	13,218	8,922	8,610	7,650	9,740
Mauritius and Dependencies	1	..	..	..	..	7,858	2,904	1,485	2,900	800

No. 11—*continued*

ARTICLES, AND COUNTRIES OF FINAL DESTINATION; ALSO SHARE OF EACH PROVINCE	QUANTITY					VALUE				
	1929-30	1930-31	1931-32	1932-33	1933-34	1929-30	1930-31	1931-32	1932-33	1933-34
Leather—*continued*						R	R	R	R	R
Total Hides and Skins, tanned or dressed—continued	Tons	Tons	Tons	Tons	Tons					
Canada—										
Vid Atlantic Coast	26	53	..	..	..	55,870	77,455	..	..	..
Commonwealth of Australia	6	..	4	..	..	49,521	5,150	14,016	20,185	20,288
Other British Possessions	..	..	..	..	..	588	850	300	1,777	845
TOTAL BRITISH EMPIRE	18,745	16,757	14,976	13,876	18,918	7,09,99,841	5,83,25,969	4,90,33,541	4,40,93,502	5,34,32,858
Germany	2	7	..	2	23	21,806	46,505	8,807	54,510	78,747
Netherlands	44	63	40	26	1	2,97,163	3,58,883	2,51,500	1,89,697	8,850
Belgium	1	..	4	1	..	7,550	8,400	19,284	5,699	2,400
France	2	1	17	9	29	5,699	11,270	1,45,527	63,721	2,08,187
Italy (*including* Fiume)	4	1	..	..	..	24,106	13,606	5,277	11,756	8,150
Syria	16	18	23	8	4	42,848	36,840	21,851	13,150	4,400
Iraq	21	20	18	10	19	45,145	33,890	27,733	21,708	26,187
Persia	4	2	1	..	..	12,535	7,515	2,900	1,850	200
Java	19	1	..	..	..	52,698	3,600	500	500	..
Siam	2	1	1	2	..	14,084	2,700	1,006	2,150	..
China (*exclusive* of Hongkong and Macão)	185	168	136	106	43	3,43,661	2,03,310	1,68,080	1,09,789	36,850
Japan	617	505	507	468	587	21,91,811	29,15,902	25,71,622	20,68,805	21,54,810
United States of America—										
Vid Atlantic Coast	1,329	189	71	18	126	54,26,805	8,35,013	3,62,791	56,600	4,82,650
,, Pacific ,,	..	..	..	..	2	..	..	..	..	15,000
Other Foreign Countries	1	..	..	..	6	1,800	2,442	2,480	2,52	5,916
TOTAL FOREIGN COUNTRIES	2,247	976	818	645	809	96,37,801	45,09,129	36,10,975	26,39,680	31,23,998
Share of Bengal	*31*	*44*	*71*	*107*	*142*	*1,30,810*	*3,55,286*	*7,14,244*	*10,30,116*	*13,06,630*
,, *Bombay*	*1,739*	*1,107*	*861*	*648*	*910*	*58,99,938*	*55,71,586*	*39,94,718*	*31,71,715*	*39 71,324*
,, *Sind*	*328*	*147*	*91*	*57*	*114*	*13,84,412*	*7,16,743*	*4,39,116*	*2,99,116*	*2,76,568*
,, *Madras*	*18,595*	*16,218*	*14,568*	*13,681*	*18,478*	*6,89,64,467*	*5,53,61,147*	*4,76,29,198*	*4,10,76,184*	*5,19 67,670*
,, *Burma*	*352*	*217*	*206*	*144*	*43*	*6,66,967*	*2,01,411*	*1,56,632*	*1,68,139*	*49 66?*
TOTAL	20,992	17,733	15,796	14,531	19,722	8,06,37,643	6,27,35,186	5,26,34,516	4,66,39,722	5,64,56,751
Unwrought (III. 1)—	Cwts.	Cwts.	Cwts.	Cwts.	Cwts.					
United Kingdom (*including* Channel Islands)	829	1,083	266	2,784	7,068	2,39,601	4,76,024	2,37,906	5,52,146	13 15 [illegible]
Cyprus	2	31	6	9	10	235	3,782	847	3,083	3,451
Palestine	94	8	..	22	..	14,048	00	..	2,500	..
Ceylon (*excluding* Maldives)	52	105	79	107	90	13,618	20,[illegible]31	21,452	19,962	16,815
Straits Settlements	85	49	27	41	64	9,317	7,034	4,854	3,467	6,489
Hongkong	60	..	112	..	..	500	150	6,000	250	..
Zanzibar and Pemba	28	24	27	39	17	3,012	4,[illegible]22	4,[illegible]98	5,[illegible]16	2 937
Kenya Colony	102	75	64	118	134	14,606	11,421	9,411	18,[illegible]34	26,[illegible]68
Mauritius and Dependencies	2	17	4	3	3	250	1,619	1 000	600	627
Commonwealth of Australia	2	4	6	..	..	2,209	10,578	2 100	..	..
New Zealand	8	20	..	6	2	964	18,041	.	18,480	1 00
Other British Possessions	40	35	26	63	60	6,925	5,250	4,220	12,621	9,329
TOTAL BRITISH EMPIRE	1,337	1,451	737	3,501	7,466	3,26,[illegible]	5 6[illegible],2[illegible]	2,[illegible],[illegible]2	6 [illegible],151	13,[illegible],[illegible]30
Germany	..	..	16	6	275	60	..	9,[illegible]00	[illegible]34	15 [illegible]00
Syria	100	75	49	10	..	13,[illegible]12	5,[illegible]28	,[illegible]93	1 [illegible]	..
Iraq	1,725	1,451	1,656	1,508	1,172	2,65,[illegible]18	1 71,[illegible]64	[illegible] 4,[illegible]50	1 [illegible],[illegible]17	1,[illegible]56,[illegible]47
Persia	207	77	47	252	70	31,[illegible]39	12,[illegible]27	9,[illegible]96	[illegible],[illegible]12	2,[illegible]75
Java	615	708	231	125	4	1,[illegible],[illegible]48	1,66,[illegible]19	[illegible]0,[illegible]15	[illegible]7 1 [illegible]	1[illegible]0
Egypt	1	48	..	..	..	[illegible] 0	[illegible],[illegible]72	..	..	..
United States of America—										
Vid Atlantic Coast	8	..	..	..	..	11,808	.	..	.	..
Other Foreign Countries	52	230	33	36	67	15,[illegible]42	[illegible] 341	6,[illegible]50	[illegible] [illegible]08	9,477
TOTAL FOREIGN COUNTRIES	[illegible],617	2,597	2,029	1,[illegible]33	1,[illegible]25	[illegible],60,[illegible]07	[illegible],72,[illegible]35	[illegible] [illegible],[illegible]49	[illegible],[illegible],[illegible]56	[illegible],[illegible]65,[illegible]93

No. 11—*continued*

ARTICLES, AND COUNTRIES OF FINAL DESTINATION, ALSO SHARE OF EACH PROVINCE	QUANTITY					VALUE				
	1929-30	1930-31	1931-32	1932-33	1933-34	1929-30	1930-31	1931-32	1932-33	1933-34
Leather—*continued*										
Unwrought (III. 1)—*contd.*	Cwts.	Cwts.	Cwts.	Cwts.	Cwts.	R	R	R	R	R
Share of Bengal	*640*	*1,021*	*150*	*1,259*	*4,534*	*1,60,522*	*1,41,566*	*21,017*	*2,01,520*	*7,64,589*
,, *Bombay*	*3,434*	*1,766*	*1,825*	*3,169*	*1,949*	*1,73,107*	*2,15,672*	*2,26,483*	*3,99,020*	*2,54,466*
,, *Sind*	*139*	*84*	*83*	*326*	*337*	*19,100*	*2,774*	*7,931*	*17,552*	*19,621*
,, *Madras*	*1,131*	*1,215*	*610*	*482*	*2,178*	*3,75,218*	*5,80,681*	*3,16,970*	*2,10,629*	*5,00,372*
,, *Burma*	..	*2*	*95*	..	..	..	*50*	*1,140*	..	..
TOTAL	4,354	4,048	2,763	5,136	8,998	8,07,947	9,40,733	5,73,541	8,28,721	15,39,387
Manufactures (*excluding boots and shoes*)—										
Bags, trunks and travelling requisites (III. 1)—										
Aden and Dependencies	—	—	—	—	—	1,265	3,127	1,405	5,440	7,560
Ceylon (*excluding* Maldives)	—	—	—	—	—	14,240	2,350	12,701	7,400	7,120
Union of South Africa	—	—	—	—	—	7,500	1,200	538	1,460	2,744
Kenya Colony	—	—	—	—	—	13,700	19,726	15,790	17,595	25,270
Tanganyika Territory	—	—	—	—	—	6,475	8,100	1,600	1,625	3,050
Other British Possessions	—	—	—	—	—	3,654	4,108	4,730	7,252	5,075
TOTAL BRITISH EMPIRE	—	—	—	—	—	46,840	38,611	36,764	40,772	50,799
Iraq	—	—	—	—	—	6,729	9,187	5,469	5,140	7,495
Portuguese East Africa	—	—	—	—	—	18,933	11,685	18,535	13,947	18,705
Other Foreign Countries	—	—	—	—	—	7,376	3,025	2 090	6 370	4,980
TOTAL FOREIGN COUNTRIES	—	—	—	—	—	33,038	23,897	26,014	25,457	31,180
Share of Bengal	—	—	—	—	—	*48*	..	*738*	*300*	..
,, *Bombay*	—	—	—	—	—	*78,111*	*62,210*	*61,988*	*65,695*	*81,794*
,, *Sind*	—	—	—	—	—	*20*	..	..	..	*186*
,, *Madras*	—	—	—	—	—	*589*	*172*	*88*	*236*	..
,, *Burma*	—	—	—	—	—	*1,110*	*126*	*50*	..	..
TOTAL	—	—	—	—	—	79,878	62,508	62,858	66,229	81,979
Leather belting (III. 1)—(*a*)	Cwts.	Cwts.	Cwts.							
TOTAL BRITISH EMPIRE	27	11	6	—	—	3,738	3,125	1 092	3,625	475
Siam	..	42	..	—	—	..	11,400	..	..	..
Other Foreign Countries	3	1	..	—	—	350	175	..	3,038	175
TOTAL FOREIGN COUNTRIES	3	43	..	—	—	350	11,575	..	3,038	175
Share of Bengal	*10*	*42*	..	—	—	*1,000*	*11,400*	..	*1,425*	*175*
,, *Bombay*	*20*	*12*	*6*	—	—	*3,035*	*3,300*	*1,092*	*5,235*	*175*
,, *Madras*	..	..	..	—	—	*3*	..	..	..	..
TOTAL	30	54	6	—	—	4,088	14,700	1,092	6,663	650
Saddlery and harness (III. 1)—										
TOTAL BRITISH EMPIRE	—	—	—	—	—	1,112	5,489	1,780	4,965	1,786
Persia	—	—	—	—	—	2,750	140	1,32,545	..	64,667
Siam	—	—	—	—	—	1,628	30,806	150	150	..
Other Foreign Countries	—	—	—	—	—	2,517	2,050	2,478	2,040	777
TOTAL FOREIGN COUNTRIES	—	—	—	—	—	6,895	32,996	1,35,173	2,190	65 444
Share of Bengal	—	—	—	—	—	*158*	*29,581*	*300*	*307*	*560*
,, *Bombay*	—	—	—	—	—	*6,619*	*3,362*	*1,36,448*	*6,593*	*66,220*
,, *Sind*	—	—	—	—	—	*150*	..	..	..	*10*
,, *Madras*	—	—	—	—	—	*300*	..	..	*250*	..
Burma	—	—	—	—	—	*150*	*43*	*295*	..	..
TOTAL	..	—	—	—	—	8,007	38,485	1,36,953	7,153	67 3.0

(*a*) Quantity not recorded from 1933-34

No. 11—*continued*

ARTICLES, AND COUNTRIES OF FINAL DESTINATION; ALSO SHARE OF EACH PROVINCE	QUANTITY					VALUE				
	1929-30	1930-31	1931-32	1932-33	1933-34	1929-30	1930-31	1931-32	1932-33	1933-34
						R	R	R	R	R
Leather—continued										
Manufactures (*excluding* boots and shoes)—*continued*										
Other sorts (III. 1)—										
Ceylon (*excluding* Maldives)	—	—	—	—	—	42,280	64,111	87,211	44,126	74,251
Straits Settlements	—	—	—	—	—	6,265	4,486	3,136	1,048	3,718
Hongkong	—	—	—	—	—	13,680	800	8,017	1,700	193
Union of South Africa	—	—	—	—	—	4,500	370	50	..	5,862
Zanzibar and Pemba	—	—	—	—	—	7,900	425	1,27	925	1,480
Kenya Colony	—	—	—	—	—	15,130	11,985	8,775	9,980	27,250
Tanganyika Territory	—	—	—	—	—	6,125	2,275	1,950	..	400
Other British Possessions	—	—	—	—	—	9,965	7,881	6,507	6,876	10,248
TOTAL BRITISH EMPIRE	—	—	—	—	—	1,05,815	72,423	66,921	64,902	1,74,026
Iraq	—	—	—	—	—	6,650	7,155	5,188	4,694	6,869
Persia	—	—	—	—	—	5,130	2,036	800	1,243	..
Siam	—	—	—	—	—	6,976	22,190	26,902	176	..
Portuguese East Africa	—	—	—	—	—	7,400	3,950	3,500	7,160	16,330
United States of America—										
Vid Atlantic Coast	—	—	—	—	—	..	4,106	1,280	17,979	..
,, Pacific ,,	—	—	—	—	—	150	2,200	..	..	..
Other Foreign Countries	—	—	—	—	—	4,596	5,475	6,445	3,917	5,621
TOTAL FOREIGN COUNTRIES	—	—	—	—	—	30,701	47,171	43,815	35,109	28,350
Share of Bengal	—	—	—	—	—	*15,171*	*29,219*	*23,325*	*6,473*	*6,818*
,, *Bombay*	—	—	—	—	—	*1,10,613*	*76,831*	*69,456*	*58,271*	*1,34,969*
,, *Sind*	—	—	—	—	—	*80*	*1,170*	*775*	*710*	*6*
,, *Madras*	—	—	—	—	—	*10,802*	*6,627*	*7,006*	*7,256*	*13,476*
,, *Burma*	—	—	—	—	—	..	*7*	*75*	..	..
TOTAL	—	—	—	—	—	1,36,516	1,19,594	1,10,736	99,711	1,82,276
Total Value of Leather—										
United Kingdom (*including* Channel Islands)	—	—	—	—	—	6,90,80,421	5,71,08,823	4,87,46,721	4,41,61,885	5,48,29,784
Cyprus	—	—	—	—	—	835	1,782	847	3,063	2,841
Palestine	—	—	—	—	—	15,708	11,000	9,050	6,340	1,648
Aden and Dependencies	—	—	—	—	—	38,908	46,618	31,896	35,029	42,470
Ceylon (*excluding* Maldives)	—	—	—	—	—	1,45,050	98,204	98,971	91,700	1,28,587
Straits Settlements (*including* Labuan)	—	—	—	—	—	5,56,540	4,54,998	3,10,859	3,02,251	2,78,052
Federated Malay States	—	—	—	—	—	70,344	761	..	190	2,529
Hongkong	—	—	—	—	—	2,93,201	61,446	1,01,297	65,076	9,320
Union of South Africa	—	—	—	—	—	12,755	6,467	2,458	5,948	14,041
Zanzibar and Pemba	—	—	—	—	—	20,761	26,645	16,845	15,823	14,473
Kenya Colony	—	—	—	—	—	2,08,835	1,29,547	77,808	66,687	1,25,479
Tanganyika Territory	—	—	—	—	—	29,412	20,775	16,625	14,350	15,699
Mauritius and Dependencies	—	—	—	—	—	12,704	10,013	6,422	6,189	8,847
Canada—										
Vid Atlantic Coast	—	—	—	—	—	55,270	79,622	..	..	..
Commonwealth of Australia	—	—	—	—	—	57,571	15,725	17,016	20,155	20,825
New Zealand	—	—	—	—	—	1,239	15,041	25	14,729	950
Other British Possessions	—	—	—	—	—	5,730	4,165	3,285	6,944	6,260
TOTAL BRITISH EMPIRE	—	—	—	—	—	7,14,84,806	5,99,13,901	4,94,22,650	4,60,15,016	5,67,92,648
Germany	—	—	—	—	—	82,028	46,506	20,387	56,246	64,144
Netherlands	—	—	—	—	—	2,97,212	2,98,983	2,53,600	1,80,297	3,150
Belgium	—	—	—	—	—	7,080	6,600	20,004	7,886	4,765
France	—	—	—	—	—	6,150	11,270	1,64,742	66,736	2,04,187
Italy (*including* Fiume)	—	—	—	—	—	26,779	1,501	5,277	11,736	3,450
Syria	—	—	—	—	—	57,840	42,250	34,468	13,680	4,950
Iraq	—	—	—	—	—	3,26,245	2,26,722	2,44,078	1,94,140	1,60,215
Persia	—	—	—	—	—	76,795	24,304	1,45,439	20,810	67,647

No. 11—*continued*

ARTICLES, AND COUNTRIES OF FINAL DESTINATION; ALSO SHARE OF EACH PROVINCE	QUANTITY					VALUE				
	1929-30	1930-31	1931-32	1932-33	1933-34	1929-30	1930-31	1931-32	1932-33	1933-34
						R	R	R	R	R
Leather—*concluded*										
Total Value of Leather—continued										
Java	—	—	—	—	—	2,66,043	1,67,797	50,935	28,175	180
Siam	—	—	—	—	—	25,071	67,541	30,205	5,851	200
China (*exclusive* of Hongkong and Macau)	—	—	—	—	—	3,44,305	2,06,060	1,63,455	1,09,889	34,980
Japan	—	—	—	—	—	31,94,989	29,15,202	25,71,702	20,65,865	21,59,154
Egypt	—	—	—	—	—	8,270	8,767	400	820	4,400
Portuguese East Africa	—	—	—	—	—	27,475	16,160	22,435	21,732	35,185
United States of America—										
Atlantic Coast	—	—	—	—	—	54,38,028	8,39,178	3,64,145	74,670	4,83,962
„ Pacific „	—	—	—	—	—	150	2,200	..	..	15,000
Other Foreign Countries	—	—	—	—	—	12,804	10,491	8,080	15,093	12,449
TOTAL FOREIGN COUNTRIES	—	—	—	—	—	1,01,89,772	49,97,303	40,86,606	28,26,685	33,05,340
Share of Bengal	—	—	—	—	—	*8,37,779*	*5,80,042*	*7,69,664*	*12,39,293*	*19,79,122*
„ *Bombay*	—	—	—	—	—	*94,62,401*	*58,86,450*	*41,00,283*	*27,34,937*	*35,03,637*
„ *Sind*	—	—	—	—	—	*15,24,312*	*7,49,641*	*4,37,592*	*2,18,077*	*2,98,390*
„ *Madras*	—	—	—	—	—	*6,93,21,369*	*5,84,26,427*	*4,79,53,855*	*4,32,94,255*	*5,24,76,618*
„ *Burma*	—	—	—	—	—	*6,68,217*	*2,68,638*	*2,68,002*	*1,55,139*	*40,550*
TOTAL	—	—	—	—	—	8,16,24,078	6,39,11,208	5,35,19,696	4,76,41,701	5 82,98,323
Liquors—	Gals.	Gals.	Gals.	Gals.	Gals.					
Spirits (I. D)—										
Ceylon	228	136	1,052	..	12,266	310	398	980	..	10,833
Other Foreign Countries	375	51	368	135	550	828	141	954	350	1,174
TOTAL BRITISH EMPIRE	603	187	1,420	135	12,816	1,139	539	1,934	350	11,509
TOTAL FOREIGN COUNTRIES	..	178	264	178	..	..	328	396	388	..
Share of Bengal	*375*	*51*	*1,219*	*100*	*12,736*	*828*	*141*	*1,618*	*250*	*11,401*
„ *Bombay*	..	*178*	*264*	*213*	..	..	*329*	*396*	*458*	..
„ *Madras*	*228*	*136*	*200*	..	*80*	*310*	*398*	*236*	..	*107*
„ *Burma*	..	..	*1*	..	..	..	..	*87*	..	..
TOTAL	603	365	1,684	313	12,816	1,138	867	2,330	738	11,509
Other sorts of Liquors (I. D)—	Gals.	Gals.	Gals.	Gals.	Gals.					
TOTAL BRITISH EMPIRE	64	6	..	670	1	298	20	..	715	5
TOTAL FOREIGN COUNTRIES	5	..	3	..	..	20	..	40	..	..
Share of Bengal	*69*	..	..	*556*	..	*287*	..	..	*452*	..
„ *Bombay*	*5*	..	*3*	..	..	*20*	..	*40*	..	..
„ *Madras*	*3*	*6*	..	*114*	..	*41*	*20*	..	*263*	..
„ *Burma*	..	..	..	..	*1*	..	..	..	..	P 5
TOTAL	69	6	3	670	1	318	20	40	715	5
TOTAL LIQUORS	Gals. 672	Gals. 371	Gals. 1,687	Gals. 983	Gals. 12,817	1,456	887	2,370	1,453	11,514
Machinery and Mill-work of all kinds (III. J)—										
United Kingdom (*including* Channel Islands)	—	—	—	—	—	11,457	5,263	16,195	33,359	1,284
Ceylon (*excluding* Maldives)	—	—	—	—	—	13,417	7,127	5,074	6,854	11,800
Straits Settlements	—	—	—	—	—	3,579	2,700	1,775	2,024	3,677
Union of South Africa	—	—	—	—	—	..	930	..	..	2,448
Kenya Colony	—	—	—	—	—	4,118	4,240	600	3,385	11,112
Other British Possessions	—	—	—	—	—	2,372	3,040	3,707	2,137	4 356
TOTAL BRITISH EMPIRE	—	—	—	—	—	34,937	23,370	27,351	48,268	40,757

No. 11—*continued*

ARTICLES, AND COUNTRIES OF FINAL DESTINATION; ALSO SHARE OF EACH PROVINCE	QUANTITY					VALUE				
	1929-30	1930-31	1931-32	1932-33	1933-34	1929-30	1930-31	1931-32	1932-33	1933-34
Machinery and Millwork of all kinds (III. J)—*continued*	Tons	Tons	Tons	Tons	Tons	R	R	R	R	R
Germany	—	—	—	—	—	..	8,564	969	..	80
Java	—	—	—	—	—	6,097	1,750	..	80	1,600
United States of America—										
Vid Atlantic Coast	—	—	—	—	—	..	..	..	15,155	..
„ Pacific „	—	—	—	—	—	..	..	..	1,150	..
Other Foreign Countries	—	—	—	—	—	10,867	8,723	6,190	4,116	10,270
TOTAL FOREIGN COUNTRIES	—	—	—	—	—	16,964	19,037	8,149	20,629	12,720
Share of Bengal	—	—	—	—	—	*37,270*	*37,721*	*17,751*	*46,368*	*60,949*
„ *Bombay*	—	—	—	—	—	*9,177*	*7,115*	*10,726*	*6,670*	*13,227*
„ *Madras*	—	—	—	—	—	*13,754*	*6,820*	*4,118*	*6,119*	*390*
„ *Burma*	—	—	—	—	—	*2,750*	*650*	..	..	..
TOTAL	—	—	—	—	—	61,921	62,357	32,500	59,897	82,977
Manures—										
Bones—										
Bones for manurial purposes (II. S)—	Tons	Tons	Tons	Tons	Tons					
United Kingdom (*including* Channel Islands)	..	..	71	10	61	..	..	6,152	1,000	8,780
Ceylon (*excluding* Maldives)	50	..	842	1,727	1,302	3,498	..	64,671	1,45,982	1,04,260
Other British Possessions	20	..	22	35	8	2,640	3,675	2,745	3,571	857
TOTAL BRITISH EMPIRE	70	32	935	1,772	1,371	6,138	2,675	73,799	1,49,933	1,13,887
Germany	..	..	200	20	400	..	..	26,549	2,000	26,791
Belgium	48	..	2,209	980	2,297	6,080	..	2,82,285	95,561	1,76,702
France	..	..	1,211	995	195	..	..	1,39,395	32,870	19,814
Japan	..	..	50	..	..	..	..	2,580	..	..
TOTAL FOREIGN COUNTRIES	48	..	3,750	1,845	2,892	6,080	..	4,80,829	1,31,231	2,22,507
Share of Bengal	..	..	..	..	*250*	..	..	..	..	16,995
„ *Bombay*	*48*	..	*1,763*	*78*	*977*	*6,080*	..	*1,44,070*	*7,395*	*64,496*
„ *Madras*	..	..	*2,782*	*2,309*	*3,018*	..	..	*3,22,562*	*2,49,344*	*2,56,024*
„ *Burma*	*70*	*32*	*140*	*230*	*8*	*6,138*	*2,675*	*5,016*	*14,475*	*587*
TOTAL	118	32	4,685	3,117	4,268	12,168	2,675	4,94,128	2,81,164	3,36,074
Lenseed (II. S) —	Tons	Tons	Tons	Tons	Tons					
United Kingdom (*including* Channel Islands)	3,894	4,065	4,847	5,749	10,456	2,42,297	2,96,288	2,17,027	3,58,894	5,36,256
Ceylon (*excluding* Maldives)	10,963	12,838	10,051	7,925	7,191	9,60,396	10,44,641	5,25,611	4,18,208	3,62,446
Straits Settlements	577	36	134	..	..	57,866	2,600	9,536	..	..
Hongkong	150	62	64	48	..	14,366	5,170	3,135	2,800	..
New Zealand	1,350	770	160	..	..	1,37,500	84,700	8,600	..	..
Other British Possessions	18	50	..	..	10	992	5,024	..	..	640
TOTAL BRITISH EMPIRE	16,944	17,821	14,966	13,719	17,656	14,83,039	14,38,823	7,73,939	7,79,399	9,50,784
Norway	65	..	..	..	..	6,503	..	..	..	..
Germany	961	965	603	60	253	1,01,561	1,00,304	58,748	5,000	15,980
Netherlands	90	10	90	..	..	10,935	1,150	2,000	..	..
Belgium	1,335	1,427	920	15	649	1,68,158	1,91,216	62,110	900	62,161
France	812	892	290	..	..	90,278	9,300	34,529	..	..
Philippine	..	20	..	250	..	..	2,605	..	17,500	..
Japan	5,450	5,000	5,050	2,924	20	2,76,580	3,37,000	4,42,156	2,72,530	1,27
United States of America—										
Vid Atlantic Coast	4,954	7,121	7,681	345	1,000	4,17,442	5,14,217	4,30,046	14,000	60,000
„ Pacific „	6,123	8,042	..	250	250	5,00,215	5,42,025	..	17,500	14,000
Hawaii	1,582	2,724	644	..	500	1,32,714	2,70,147	62,904	..	21,000
Other Foreign Countries	34	72	21	..	150	5,200	4,047	1,500	..	6,000
TOTAL FOREIGN COUNTRIES	19,346	20,140	15,131	4,737	2,...	18,16,751	17,...	13,59,250	2,...	1,61,...

No. 11—*continued*

ARTICLES AND COUNTRIES OF FINAL DESTINATION; ALSO SHARE OF EACH PROVINCE	QUANTITY					VALUE				
	1929-30	1930-31	1931-32	1932-33	1933-34	1929-30	1930-31	1931-32	1932-33	1933-34
						R	R	R	R	R
Manures—*continued*										
Bones—*contd.* *Bonemeal (H. S)*—*contd.*	Tons	Tons	Tons	Tons	Tons					
Share of Bengal	*19,182*	*23,036*	*16,432*	*3,700*	*12,709*	*18,35,476*	*19,88,670*	*10,63,221*	*5,26,965*	*6,54,811*
,, *Bombay*	*1,760*	*384*	*1,460*	*779*	*517*	*2,01,010*	*42,820*	*1,14,600*	*52,081*	*35,144*
,, *Sind*	*11,004*	*10,987*	*13,066*	*6,495*	*4 267*	*7,61,377*	*6,79,815*	*4,70,857*	*3,37,287*	*2,44,696*
,, *Madras*	*3,342*	*3,424*	*1,750*	*1,464*	*1,891*	*3,97,947*	*4,20,818*	*1,56,935*	*96,201*	*1,14,009*
,, *Burma*	*900*	*150*	*385*	*1,008*	*1,162*	*85,480*	*10,000*	*20,574*	*55,569*	*63,445*
TOTAL	36,188	37,981	33,093	18,446	20,550	32,81,790	31,42,123	18,26,187	10,68,103	11,12,105
Total Bones*—	Tons	Tons	Tons	Tons	Tons					
United Kingdom (*including* Channel Islands)	4,154	4,055	4,618	5,759	10,516	3,24,509	2,96,324	2,28,210	3,59,894	5,95,008
Ceylon (*excluding* Maldives)	13,400	14,468	10,498	9,652	8,493	12,09,736	12,06,366	5,93,502	5,63,667	4,68,106
Straits Settlements	577	86	134	18	..	57,686	2,500	9,536	784	..
Hongkong	170	87	86	67	..	17,006	8,109	5,880	4,957	..
New Zealand	1,350	770	160	..	..	1,37,500	84,700	9,600	..	..
Other British Possessions	13	50	..	..	18	1,188	5,024	..	..	1,207
TOTAL BRITISH EMPIRE	19,564	19,470	15,891	15,491	19,027	17,47,625	16,02,923	8,41,728	9,29,332	10,64,321
Norway	65	..	..	..	..	6,503	..	..	..	..
Germany	8,486	4,646	888	60	653	8,65,833	5,00,088	70,312	8,400	42,211
Netherlands	324	75	20	..	..	35,722	7,500	2,000	..	..
Belgium	53,561	54,778	2,829	945	2,946	54,92,125	58,63,436	2,94,455	96,461	2,18,863
France	11,008	8,810	1,501	305	195	11,70,847	9,39,120	1,73,924	32,860	19,514
Spain	217	..	..	..	..	23,437	..	..	..	..
Philippine	..	28	..	250	..	..	2,605	..	17,500	..
Japan	3,912	4,089	3,088	3,024	28	3,07,180	3,43,344	4,44,906	2,32,339	1,770
United States of America—										
Fld Atlantic Coast	4,899	7,125	7,681	248	1,000	4,22,779	5,18,217	4,39,606	14,865	60,000
,, Pacific ,,	6,188	2,408	..	250	350	5,85,235	2,12,028	..	17,500	10,500
Hawaii	1,582	3,734	864	..	500	1,53,214	2,76,187	43,204	..	25,000
Other Foreign Countries	10	72	21	..	120	1,920	4,607	1,680	..	6,000
TOTAL FOREIGN COUNTRIES	90,147	85,755	21,887	6,072	5,792	90,73,795	86,67,141	14,70,087	4,19,925	3,83,858
Share of Bengal	*56,710*	*54,886*	*16,432*	*3,700*	*12,959*	*54,49,952*	*51,62,325*	*10,63,221*	*5,26,965*	*6,59,506*
,, *Bombay*	*7,645*	*4,064*	*3,223*	*857*	*1,514*	*9,62,426*	*5,68,660*	*2,98,670*	*59,476*	*99,640*
,, *Sind*	*36,401*	*37,915*	*11,066*	*6,495*	*4 267*	*34,39,776*	*36,01,914*	*4,70,857*	*3,37,287*	*2,44,696*
,, *Madras*	*7,629*	*8,038*	*4,522*	*4,278*	*4,919*	*8,40,913*	*9,14,976*	*4,59,477*	*3,55,485*	*3,70,035*
,, *Burma*	*1,520*	*324*	*638*	*1,238*	*1,160*	*1,28,374*	*22,189*	*28,690*	*70,014*	*64,002*
TOTAL	109,711	105,225	37,778	21,568	24,819	1,08,21,420	1,03,70,064	23,20,915	13,49,257	14,48,179
Fish manures (H. S)—	Tons	Tons	Tons	Tons	Tons					
United Kingdom (*excluding* Channel Islands)	40	..	..	..	297	5,296	..	..	..	16,169
Ceylon (*excluding* Maldives)	3,103	919	2,590	1,103	3,747	2,22,627	1,28,288	2,57,955	1,11,060	1,87,382
Straits Settlements	1,752	1,222	1,721	1,167	1,118	1,75,790	1,18,186	1,14,461	58,766	74,025
Hongkong	..	..	69	37	..	..	..	5,294	2,155	..
Other British Possessions	1	..	2	..	..	132	..	224	..	..
TOTAL BRITISH EMPIRE	2,896	2,171	4,382	2,307	4,162	4,04,845	2,46,474	3,77,944	1,71,981	2,57,576
Germany	1,098	2,567	905	552	431	2,83,324	3,65,241	1,27,787	46,440	43,892
Netherlands	177	54	135	196	224	22,405	9,500	8,048	15,457	19,783
Belgium	183	402	202	138	84	24,559	55,944	32,980	13,420	4,460
Other Foreign Countries	..	..	..	..	10	..	50	..	58	300
TOTAL FOREIGN COUNTRIES	2,360	3,023	1,242	886	719	3,30,288	4,30,735	1,68,815	74,975	68,355

* Figures prior to 1931-32 represent bones crushed, uncrushed and bonemeal. Crushed bones are separately shown as "Bones for manufacturing purposes" from 1933.

No. 11—*continued*

ARTICLES, AND COUNTRIES OF FINAL DESTINATION; ALSO SHARE OF EACH PROVINCE	QUANTITY					VALUE				
	1929-30	1930-31	1931-32	1932-33	1933-34	1929-30	1930-31	1931-32	1932-33	1933-34
	Tons	Tons	Tons	Tons	Tons	R	R	R	R	R
Manures—*continued*										
Fish manures (II. S)—contd.										
Share of Bengal	*14*	*90*	*89*	..	*241*	*1,965*	*10,140*	*7,100*	..	*6,641*
,, *Bombay*	*39*	*16*	*103*	*24*	*53*	*5,367*	*3,240*	*19,892*	*6,647*	*3,377*
,, *Sind*	*2,888*	*3,212*	*2,656*	*1,813*	*1,612*	*3,96,794*	*4,59,560*	*3,02,302*	*1,68,610*	*1,45,600*
,, *Madras*	*1,560*	*624*	*988*	*158*	*1,642*	*1,56,981*	*58,994*	*97,927*	*14,931*	*1,01,360*
,, *Burma*	*1,755*	*1,769*	*1,788*	*1,193*	*1,311*	*1,76,756*	*1,14,126*	*2,19,428*	*60,645*	*66,953*
TOTAL	6,256	5,194	5,624	3,188	4,861	7,87,183	6,77,209	8,46,759	2,16,810	3,23,931
Guano (II. S)—	Tons	Tons	Tons	Tons	Tons					
Ceylon (*excluding* Maldives)	291	276	22	6	2,341	33,061	44,439	3,634	600	1,49,504
Other British Possessions	..	..	..	..	5	..	..	..	..	1,000
Share of Madras	*291*	*276*	*22*	*6*	*2,346*	*33,061*	*44,439*	*3,634*	*600*	*1,50,504*
Total Fish manures, and guano (II. S)—	Tons	Tons	Tons	Tons	Tons					
United Kingdom (*including* Channel Islands)	40	..	..	..	297	5,296	..	..	..	16,169
Ceylon (*excluding* Maldives)	2,394	1,194	2,612	1,114	5,048	2,66,688	1,78,727	2,60,549	1,11,640	3,78,892
Straits Settlements	1,752	1,252	1,781	1,167	1,118	1,76,790	1,18,166	1,14,661	80,766	94,078
Hongkong	..	..	69	27	..	..	..	5,294	2,138	..
Other British Possessions	1	..	2	..	5	132	..	234	..	1,000
TOTAL BRITISH EMPIRE	4,187	2,446	4,464	2,308	6,508	4,27,906	2,90,913	3,80,878	1,72,540	4,91,139
Germany	1,998	2,567	906	582	431	2,83,324	3,68,241	1,27,787	80,640	62,802
Netherlands	177	56	135	121	224	22,615	8,490	9,048	8,237	19,703
Belgium	185	402	302	181	84	24,589	55,944	32,980	15,940	4,660
Other Foreign Countries	..	..	..	..	10	..	80	..	83	940
TOTAL FOREIGN COUNTRIES	2,360	3,025	1,342	888	749	3,30,288	4,30,755	1,69,815	76,900	88,785
Share of Bengal	*14*	*90*	*89*	..	*241*	*1,965*	*10,140*	*7,100*	..	*6,641*
,, *Bombay*	*39*	*16*	*103*	*24*	*53*	*5,367*	*3,240*	*19,892*	*6,647*	*3,377*
,, *Sind*	*2,888*	*3,212*	*2,656*	*1,813*	*1,612*	*3,96,794*	*4,59,560*	*3,02,302*	*1,68,610*	*1,45,600*
,, *Madras*	*1,851*	*901*	*1,026*	*164*	*1,958*	*1,88,042*	*1,36,433*	*1,00,561*	*15,531*	*1,02,360*
,, *Burma*	*1,755*	*1,353*	*1,788*	*1,193*	*1,311*	*1,76,763*	*1,14,236*	*2,19,428*	*60,645*	*66,953*
TOTAL	6,547	5,469	5,646	3,194	7,227	7,68,194	7,21,648	8,49,308	2,47,484	4,75,441
Bonemeal (II. S) —	Tons	Tons	Tons	Tons	Tons					
United Kingdom (*including* Channel Islands)	344	346	396	139	54	33,399	36,306	40,964	48,654	47,872
Ceylon (*excluding* Maldives)	120	89	80	35	..	15,430	10,240	3,250	2,004	..
Other British Possessions	..	..	..	80	..	..	..	..	3,600	..
TOTAL BRITISH EMPIRE	464	435	476	254	54	48,829	46,546	44,214	54,258	47,872
France	259	..	100	10	..	32,970	..	12,000	800	..
Italy (*including* Fiume)	79	..	..	110	110	10,263	..	..	9,900	7,350
Java	150	..	..	..	..	22,730	..	..	..	..
Japan	2,388	1,535	2,535	475	..	3,45,049	1,81,448	1,97,291	48,250	..
Other Foreign Countries	62	..	..	..	..	3,715	..	..	..	..
TOTAL FOREIGN COUNTRIES	2,938	1,535	2,635	595	110	4,14,457	1,81,448	2,09,291	58,950	7,350
Share of Bengal	*2,994*	*1,970*	*2,675*	*700*	*196*	*4,07,969*	*2,33,988*	*2,50,015*	*50,831*	*13,491*
,, *Bombay*	*79*	..	*11*	*114*	*57*	*10,730*	..	*8,900*	*13,750*	*10,727*
,, *Sind*	*248*	..	*450*	*295*	*348*	*22,877*	..	*44,500*	*24,500*	*24,078*
,, *Madras*	*61*	..	..	..	..	*6,250*	..	..	..	..
,, *Burma*	..	..	*25*	..	..	..	..	*1,250*	..	..
TOTAL	3,382	1,970	3,071	1,409	598	4,98,276	2,29,088	2,53,565	1,19,164	52,781

No. 11—*continued*

ARTICLES, AND COUNTRIES OF FINAL DESTINATION; ALSO SHARE OF EACH PROVINCE	QUANTITY					VALUE				
	1929-30	1930-31	1931-32	1932-33	1933-34	1929-30	1930-31	1931-32	1932-33	1933-34
						R	R	R	R	R
Manures—*continued*	Tons	Tons	Tons	Tons	Tons					
Sulphate of Ammonia (II. 8)—										
Ceylon (*excluding* Maldives)	..	4,850	2,977	303	2,121	..	5,62,600	3,74,073	34,997	1,78,104
Other British Possessions	..	..	..	..	..	..	..	..	..	44
TOTAL BRITISH EMPIRE	..	4,850	2,977	303	2,121	..	5,62,600	3,74,073	34,997	1,78,208
Japan	..	..	74	..	..	..	..	5,960	..	..
Share of Bengal	..	*4,850*	*3,051*	*303*	*2,121*	..	*5,62,600*	*3,80,033*	*34,997*	*1,78,208*
Other kinds (II. 8)—	Tons	Tons	Tons	Tons	Tons					
United Kingdom (*including* Channel Islands)	182	549	1,507	3,306	3,830	23,985	36,860	80,228	1,56,026	1,67,922
Ceylon (*excluding* Maldives)	1,964	2,218	1,867	959	1,337	3,03,083	3,38,625	2,37,902	93,798	1,55,956
Federated Malay States	..	100	55	70	95	..	15,225	7,060	8,000	15,200
Hongkong	187	258	..	..	..	21,900	49,000	..	..	..
Kenya Colony	10	30	10	..	..	2,000	6,000	2,000	..	..
Other British Possessions	..	2	1	10	10	..	378	75	135	2,000
TOTAL BRITISH EMPIRE	2,343	3,152	3,440	4,345	5,272	4,10,978	4,46,094	3,27,925	2,62,959	3,41,078
Germany	176	216	..	16	153	18,022	26,195	5	665	8,273
Belgium	100	..	100	319	..	7,330	90	2,100	11,523	..
France	..	..	25	71	415	10	..	1,025	6,005	22,703
Java	..	..	..	..	45	..	..	..	..	5,010
Japan	50	1	..	..	..	5,500	200	..	..	..
United States of America—										
,, Atlantic Coast	..	..	54	..	100	..	..	3,705	..	5,652
,, Pacific ,,	1	..	1	..	10	100	..	187	..	672
Other Foreign Countries	4	..	..	80	82	554	..	..	6,954	4,340
TOTAL FOREIGN COUNTRIES	331	217	180	486	814	31,516	26,485	7,022	25,147	46,740
Share of Bengal	*1,933*	*2,487*	*1,368*	*1,418*	*2,901*	*2,07,450*	*3,50,997*	*1,59,297*	*91,108*	*2,08,564*
,, *Bombay*	*696*	*843*	*2,080*	*3,125*	*3,039*	*1,40,316*	*1,10,941*	*1,68,818*	*1,65,702*	*1,66,124*
,, *Sind*	..	..	..	*43*	*75*	..	..	..	*2,300*	*6,000*
,, *Madras*	*28*	*199*	*194*	*245*	*72*	*1,979*	*10,641*	*16,832*	*23,736*	*6,830*
,, *Burma*	*50*	..	..	..	..	*2,751*	..	..	..	..
TOTAL	2,676	3,369	3,620	4,831	6,086	4,42,489	4,72,579	3,34,947	2,88,106	3,87,818
Total Manures*—	Tons	Tons	Tons	Tons	Tons					
United Kingdom (*including* Channel Islands)	4,720	4,960	6,811	9,924	15,101	3,87,189	3,69,495	3,44,402	5,31,574	8,26,171
Ceylon (*excluding* Maldives)	17,878	22,809	18,399	12,053	17,030	18,41,942	22,90,458	14,69,376	8,11,122	11,33,118
Straits Settlements	2,329	1,389	1,656	1,190	1,119	2,33,175	1,20,974	1,24,07[illegible]	59,684	54 02[illegible]
Federated Malay States	..	130	55	70	105	..	18,250	7,06[illegible]	8,00[illegible]	15 850
Hongkong	357	345	155	91	8	38,906	57,109	11,174	7,142	557
Kenya Colony	10	30	12	..	5	2,000	6,000	2,231	..	1 000
New Zealand	1,240	770	160	..	..	1,37,200	84,70[illegible]	9,600	..	..
Other British Possessions	14	20	..	30	10	1,320	2,089	..	3,40[illegible]	2 044
TOTAL BRITISH EMPIRE	26,548	30,953	27,148	23,261	33,476	26,45,231	29,49,078	19,68,518	14,70,922	20 39,065

* Figures prior to 1931-32 include crushed bones which are now shown separately as "Bones for manufacturing purposes."

No. 11—*continued*

ARTICLES, AND COUNTRIES OF FINAL DESTINATION; ALSO SHARE OF EACH PROVINCE	QUANTITY					VALUE				
	1929-30	1930-31	1931-32	1932-33	1933-34	1929-30	1930-31	1931-32	1932-33	1933-34
Manures—*concluded*						R	R	R	R	R
*Total Manures**—continued	Tons	Tons	Tons	Tons	Tons					
Norway	65	..	..	..	..	6,503	..	..	..	..
Germany	10,654	7,429	1,788	658	1,237	11,70,591	8,91,524	2,07,104	89,705	94,376
Netherlands	501	129	155	121	274	58,187	17,009	10,046	8,237	21,164
Belgium	58,846	55,180	8,131	1,447	3,000	55,24,016	59,19,470	3,29,585	1,23,974	3,21,323
France	11,267	8,810	1,036	476	630	12,09,527	9,39,130	1,56,949	59,668	48,407
Spain	217	..	..	..	..	22,437	..	..	..	..
Italy (*including* Fiume)	89	65	..	150	235	12,063	8,972	..	18,000	12,850
Java	150	1	..	..	65	22,700	90	..	..	7,010
Philippines	..	28	..	250	..	..	2,606	..	17,510	..
Japan	6,820	5,625	10,697	4,399	28	6,87,769	5,25,037	6,48,187	2,70,584	1,770
United States of America—										
Vid Atlantic Coast	4,899	7,125	7,785	275	1,109	4,22,779	5,18,217	4,42,211	16,983	63,65[illegible]
,, Pacific ,,	6,184	2,408	..	261	360	5,88,335	2,12,088	..	18,270	11,178
Hawaii	1,582	3,724	864	..	500	1,52,216	2,76,187	43,204	..	25,000
Other Foreign Countries	4	6	22	2	7	674	596	1,867	149	870
TOTAL FOREIGN COUNTRIES	95,728	90,550	26,018	8,039	7,435	96,50,086	93,06,584	18,70,175	5,66,022	5,06,203
Share of Bengal	*61,457*	*61,223*	*25,423*	*11,121*	*13,417*	*61,37,352*	*63,14,219*	*17,99,706*	*7,03,291*	*10,73,940*
,, *Bombay*	*8,578*	*6,720*	*6,487*	*4,120*	*6,707*	*11,14,379*	*6,57,461*	*6,24,990*	*3,40,601*	*3,27,967*
,, *Sind*	*39,577*	*41,127*	*14,182*	*8,946*	*8,316*	*48,58,941*	*40,81,474*	*8,37,239*	*5,64,497*	*6,33,671*
,, *Madras*	*9,269*	*9,037*	*5,736*	*4,652*	*5,978*	*10,37,366*	*10,56,950*	*5,76,570*	*3,99,519*	*6,29,736*
,, *Burma*	*3,305*	*1,576*	*2,338*	*2,431*	*2,473*	*3,07,230*	*1,49,451*	*2,49,284*	*1,30,719*	*1,28,944*
TOTAL	123,286	120,883	53,166	31,300	40,931	1,24,95,369	1,22,54,959	58,54,603	30,56,964	35,49,368
Mats and Matting, *except* **coir and rubber (III. U)**—	Sq. yards	Sq. yards	Sq. yards	Sq. yards	Sq. yards					
United Kingdom (*including* Channel Islands)	19,942	16,504	63,948	15,638	1,255	4,585	9,048	11,965	[illegible]28	623
Ceylon (*excluding* Maldives)	295,474	362,716	177,897	230,656	194,711	20,093	49,076	19,947	9,940	9,067
Other British Possessions	25,621	55,331	33,173	36,753	35,098	7,579	13,606	7,073	7,009	4,715
TOTAL BRITISH EMPIRE	341,037	434,551	274,018	283,047	231,064	32,260	71,818	38,875	23,477	14,405
United States of America— *Vid* Atlantic Coast	100	15,065	..	..	..	25	3,836	..	..	..
,, Pacific ,,	12,568	..	..	..	50	3,223	..	..	..	34
Other Foreign Countries	261	4,179	208	200	500	212	2,186	116	118	180
TOTAL FOREIGN COUNTRIES	12,929	20,144	208	200	550	3,460	11,019	116	118	184
Share of Bengal	*53,619*	*94,522*	*66,116*	*50,221*	*91,183*	*17,553*	*51,166*	*19,417*	*8,422*	*6 692*
,, *Bombay*	*771*	*200*	..	*538*	*2,160*	*606*	*190*	..	*138*	*530*
,, *Sind*	*250*	..	*6,050*	*250*	*1,200*	*66*	..	*610*	*60*	*[illegible]1*
,, *Madras*	*298,175*	*356,250*	*3,02,060*	*258,906*	*[illegible]302,121*	*19,218*	*29,941*	*13,544*	*13,940*	*7 [illegible]46*
,, *Burma*	*1,211*	*3,213*	..	*5,250*	*10*	*168*	*1,631*	..	*78*	*10*
TOTAL	353,966	454,695	274,236	285,247	313,616	37,750	81,887	33,991	22,562	15,864
Metals and Ores—										
Brass, Bronze (and similar alloys and manufactures thereof)—	Cwts.	Cwts.	Cwts.	Cwts.	Cwts.					
Unwrought (III. L)—										
United Kingdom (*including* Channel Islands)	248	11	..	..	40 ..	8,918	80	..	..	..
Other British Possessions	..	..	..	..	..	67	..	..	..	..
TOTAL BRITISH EMPIRE	248	11	..	..	..	8,985	80	..	..	..

* Figures prior to 1931-32 include crushed bones which are now shown separately as "Bones for manufacturing purposes".

No. 11—*continued*

ARTICLES, AND COUNTRIES OF FINAL DESTINATION; ALSO SHARE OF EACH PROVINCE	QUANTITY					VALUE				
	1929-30	1930-31	1931-32	1932-33	1933-34	1929-30	1930-31	1931-32	1932-33	1933-34
							R	R	R	R
Metals and Ores—*continued*										
Brass, Bronze, and similar alloys—*continued*	Cwts.	Cwts.	Cwts.	Cwts.	Cwts.					
Unwrought (III. L.)—*concluded*										
Germany	3,456	2,660	..	..	..	1,02,352	55,600	..	..	..
Belgium	..	820	..	..	..	..	21,000	..	..	..
Italy (*excluding* Fiume)	..	7	..	..	..	..	150	..	..	..
TOTAL FOREIGN COUNTRIES	3,456	3,487	..	..	..	1,02,352	76,750	..	..	..
Share of Bengal	*2,704*	*3,498*	..	..	..	*76,321*	*76,780*	..	..	..
„ *Bombay*	*1,000*	..	..	..	..	*35,950*	..	..	..	..
„ *Madras*	..	..	..	..	..	*47*	..	..	..	..
TOTAL	3,704	*3,498*	..	..	..	1,11,318	76,780	..	..	..
Wrought (III. L.)—	Cwts.	Cwts.	Cwts.	Cwts.	Cwts.					
United Kingdom (*including* Channel Islands)	2,467	464	215	121	222	1,85,117	90,086	51,384	30,806	32,184
Gibraltar	85	56	102	71	48	14,650	7,622	13,350	11,150	7,885
Malta and Gozo	52	41	17	17	15	6,900	5,150	1,583	2,000	2,217
Ceylon (*excluding* Maldives)	4,685	4,012	3,415	3,540	4,148	4,53,831	2,05,107	2,03,688	2,01,494	1,94,366
Straits Settlements	672	237	127	87	168	70,588	26,780	12,680	7,553	11,642
Federated Malay States	337	182	174	175	206	35,130	16,823	13,640	14,206	16,227
Union of South Africa	434	109	128	80	80	60,765	11,804	11,266	2,955	6,200
Zanzibar and Pemba	80	56	50	40	37	11,081	7,809	5,778	5,050	4,496
Kenya Colony	205	94	109	94	80	27,288	11,970	10,849	7,106	8,555
Tanganyika Territory	145	78	59	15	26	19,868	11,229	7,220	2,050	2,908
Mauritius and Dependencies	35	76	46	37	171	4,500	8,330	5,760	5,565	11,245
Canada—										
Pid Atlantic Coast	374	305	100	25	4	75,878	46,820	16,344	3,096	443
„ Pacific „	109	36	76	7	9	18,878	5,842	12,597	1,130	1,288
British West India Islands (*excluding* Bahama)	150	98	158	113	87	16,961	11,565	24,530	11,184	9,918
British Guiana	40	28	37	128	13	3,950	4,000	3,165	5,425	1,405
Commonwealth of Australia	240	85	6	14	7	37,383	12,844	1,253	2,782	1,286
New Zealand (*including* Nauru and British Samoa)	326	175	32	17	13	49,008	24,279	4,445	2,585	1,821
Fiji Islands	111	19	50	48	61	14,861	2,107	6,176	3,419	4,284
Other British Possessions	33	43	41	30	65	4,991	5,150	4,380	2,985	7,840
TOTAL BRITISH EMPIRE	10,580	6,188	4,942	4,909	5,460	11,12,621	6,05,336	4,10,038	3,23,489	3,26,879
Sweden	33	23	3	3	3	6,744	3,524	950	340	620
Germany	1,000	27	9	4	8	60,905	6,027	1,800	1,800	2,500
France	45	18	128	24	11	9,626	3,302	9,841	5,029	1,531
Italy (*excluding* Fiume)	69	38	16	73	15	7,723	4,456	2,642	6,084	2,000
Syria	36	30	28	59	80	8,080	3,925	3,700	8,330	9,505
Native States in Arabia *other than* Muskat Territory and Trucial Oman	918	515	126	387	60	1,58,451	94,788	19,230	76,210	4,920
Iraq	11	7	35	32	116	3,721	1,000	2,270	2,445	6,135
Egypt	61	25	14	32	23	12,873	3,365	1,760	5,511	2,813
Portuguese East Africa	109	108	105	88	100	15,140	14,614	13,621	10,433	12,262
United States of America— Pid Atlantic Coast	196	278	89	70	93	43,506	30,022	16,695	13,193	19,501
„ Pacific „	234	80	24	26	3	35,703	11,021	4,311	4,193	342
Panama	21	3	9	3	11	3,850	450	3,450	1,050	2,130
Other Foreign Countries	319	200	151	218	135	33,760	32,571	20,481	24,130	15,057
TOTAL FOREIGN COUNTRIES	3,084	1,358	765	1,046	651	3,90,088	2,29,744	1,12,741	1,41,478	80,316
Share of Bengal	*2,395*	*849*	*617*	*406*	*459*	*2,56,030*	*1,12,510*	*73,933*	*55,416*	*54,684*
„ *Bombay*	*4,904*	*2,185*	*1,379*	*1,411*	*1,193*	*7,53,597*	*4,01,511*	*2,06,912*	*2,10,256*	*1,35,0..*
„ *Madras*	*3,362*	*1,230*	*3,704*	*3,743*	*4,421*	*6,12,271*	*3,17,97..*	*2,26,817*	*2,17,473*	*2,14,..*
„ *Burma*	*9*	*10*	*7*	*2*	*33*	*2,811*	*2,253*	*1,263*	*415*	*3,1..*
TOTAL	13,670	7,540	6,707	5,68..	6,111	15,02,709	8,35,050	..,12,..29	4,64,237	4,07,1..

No. 11—*continued*

ARTICLES, AND COUNTRIES OF FINAL DESTINATION; ALSO SHARE OF EACH PROVINCE	QUANTITY					VALUE				
	1929-30	1930-31	1931-32	1932-33	1933-34	1929-30	1930-31	1931-32	1932-33	1933-34
Metals and Ores—*continued*						R	R	R	R	R
Chromite (Chrome Iron Ore) (II. F)—	Tons	Tons	Tons	Tons	Tons					
United Kingdom (*including* Channel Islands)	1,600	2,454	3,799	6,836	7,400	30,810	54,025	1,00,472	2,18,906	2,52,000
Norway	..	4,260	..	3,043	7,501	..	1,27,770	..	1,20	2,24,900
Germany	7,100	3,500	2,000	3,103	1,343	2,18,000	1,05,000	1,18,[illegible]	1,02,204	38,568
Netherlands	..	..	150	1,606	450	..	..	6,000	61,770	13,000
Belgium	180	267	200	761	1,9[illegible]	6,346	9,850	6,600	29,540	61,781
France	150	1,401	395	1,418	1,087	5,500	43,043	14,580	52,539	30,[illegible]
Italy (*including* Fiume)	750	1,560	100	480	800	22,500	46,800	3,000	18,600	10,[illegible]
United States of America— *Via* Atlantic Coast	7,500	6,750	..	1,133	500	2,50,500	2,25,225	..	38,400	16,000
„ Pacific „	..	450	..	..	..	..	18,000	..	..	..
TOTAL FOREIGN COUNTRIES	15,560	18,187	6,445	11,544	13,096	5,27,446	6,80,675	1,40,330	3,04,449	3,97,[illegible]
Share of Bengal	*821*	*871*	*1,699*	*5,219*	*5,031*	*7,759*	*33,479*	*63,570*	*1,00,792*	*1,54,[illegible]*
„ *Sind*	*9,400*	*11,020*	*4,045*	*5,823*	*11,661*	*2,22,000*	*3,05,[illegible]*	*1,21,[illegible]*	*1,14,[illegible]*	*1,49,[illegible]*
„ *Madras*	*7,659*	*8,750*	*2,500*	*6,838*	*3,[illegible]*	*2,[illegible]*	*1,10,[illegible]*	*47,803*	*1,[illegible]*	*1,[illegible]*
TOTAL	17,880	20,641	8,244	17,880	20,39[illegible]	5,7[illegible]	6,[illegible]	[illegible]	6 [illegible]	[illegible]
Copper—	Tons	Tons	Tons	Tons	Tons					
Ore (II. F)— United Kingdom (*including* Channel Islands)	..	..	..	..	.	..	.	..	..	20
Share of Bombay	..	..	..	..	..	..	..	..	..	*20*
Wrought—										
Sheets and other manufactures (III. L)—	Cwts.	Cwts.	Cwts.	Cwts.	Cwts.					
United Kingdom (*including* Channel Islands)	22	12	1	141	4	2,410	1,320	340	7,387	400
Aden and Dependencies	55	33	35	34	35	5,147	3,[illegible]	3,540	3,126	3,848
Ceylon (*including* Maldives)	781	564	485	555	549	[illegible]	51,340	34,247	37,744	34,116
Straits Settlements	945	373	218	178	356	78,140	70,[illegible]	17,120	12,253	17,786
Kenya Colony	93	46	28	21	11	9,045	5,[illegible]	2,765	1,[illegible]	[illegible]
Other British Possessions	148	105	105	74	48	15,040	9,[illegible]	8,352	8,070	3,050
TOTAL BRITISH EMPIRE	2,044	1,133	872	1,003	1,[illegible]	1,7[illegible]	1,01,76[illegible]	70,[illegible]	65,[illegible]	[illegible]
Native States in Arabia other than Muskat Territory and Trucial Oman	127	76	84	65	11[illegible]	12,096	5,826	2,[illegible]	4,[illegible]	3,337
Iraq	46	28	87	5	3	6,178	[illegible],780	12,5[illegible]	240	300
Other Foreign Countries	120	50	29	10	7[illegible]	[illegible],845	4,[illegible]20	2,028	1,467	6,467
TOTAL FOREIGN COUNTRIES	293	164	149	80	1[illegible]	27,118	13,7[illegible]	17,[illegible]	[illegible]	13,[illegible]
Share of Bengal	*1,515*	*773*	*693*	*561*	*[illegible]15*	*1,20,953*	[illegible],[illegible]61	*44,[illegible]*	*38,907*	*46,[illegible]*
„ *Bombay*	*753*	*674*	*380*	*486*	*361*	*72,346*	*64,694*	*[illegible],219*	*30,241*	*23,[illegible]*
„ *Madras*	*78*	*80*	*49*	*62*	*34*	*6,238*	*6,841*	*3,769*	*2,909*	*1,921*
„ *Burma*	..	..	..	..	..	..	*18*	*30*	..	..
TOTAL	2,337	1,2[illegible]7	1,[illegible]21	1,[illegible]0[illegible]	1,[illegible]02	2,[illegible]0,531	[illegible],[illegible]15,[illegible]	[illegible]47,[illegible]70	[illegible]72,[illegible]38	[illegible],[illegible]6
Others—	Cwts.	Cwts.	Cwts.	Cwts.	Cwts.					
United Kingdom (*including* Channel Islands)	97	764	6,855	4,025	81	5[illegible]0	8,[illegible]00	42,5[illegible]	26,[illegible]0[illegible]	681
Other British Possessions	5	..	..	46	70	295	..	..	[illegible]7	3,[illegible]3
TOTAL BRITISH EMPIRE	102	764	6,855	4,071	121	796	8,[illegible]00	42,[illegible]65	[illegible],[illegible]86	4,0[illegible]4
Germany	245,719	344,128	241,[illegible]62	2[illegible],[illegible]02	[illegible],[illegible]72	49,16,[illegible]78	[illegible],[illegible]99,240	26,71,[illegible]68	24,75,[illegible]53	27,[illegible],[illegible]06
Netherlands	20,850	..	..	..	..	6,[illegible]7,[illegible]00	..	..	..	..
Belgium	..	..	..	..	[illegible]	—	..	..	..	[illegible]
TOTAL FOREIGN COUNTRIES	266,666	44,[illegible]2[illegible]	241,[illegible]8[illegible]	[illegible],[illegible]6,[illegible]02	[illegible],[illegible]2[illegible],[illegible]1[illegible]	[illegible],[illegible]1,[illegible]79	[illegible],[illegible]6,[illegible]2[illegible]	[illegible],[illegible]71,[illegible]4[illegible]	[illegible],[illegible]4,[illegible]93	[illegible],[illegible]7[illegible],[illegible]04
Share of Bengal	*102*	*764*	*6,[illegible]5[illegible]*	*[illegible],[illegible]96*	*[illegible]75*	*796*	*[illegible],[illegible]60*	*[illegible]1,[illegible]6[illegible]*	*27,[illegible]72*	*[illegible],[illegible]73*
„ *Bombay*	..	..	..	*70*	[illegible]	..		..	*[illegible],[illegible]00*	*[illegible],[illegible]16*
„ *Madras*	..	..	..	*6*	..		..	..	*81.*	..
„ *Burma*	*266,949*	*[illegible]44,[illegible]7*	*[illegible]41,[illegible]0[illegible]*	*[illegible],[illegible]27,[illegible]162*	*[illegible],[illegible]2[illegible],[illegible]1[illegible]*	*[illegible],[illegible]21,[illegible]73*	*[illegible]69,[illegible]53,[illegible]99[illegible]*	*[illegible]26,[illegible]73,[illegible]8[illegible]*	*[illegible]24,[illegible],[illegible]481*	*[illegible],[illegible],[illegible]20*
TOTAL	266,171	344,[illegible]6[illegible]	248,837	[illegible],[illegible]4,[illegible]	[illegible],[illegible]3,[illegible]34	[illegible],[illegible]22,[illegible]73	[illegible],[illegible]1,[illegible]0[illegible],[illegible]6[illegible]	[illegible],[illegible]27,[illegible]6,[illegible]16[illegible]	[illegible],[illegible]25,[illegible],[illegible]1[illegible]8	[illegible],[illegible],[illegible]14,[illegible]6
Total Copper excluding Ore	Cwts. 266,[illegible]0	Cwts. 346,1[illegible]3	Cwts. [illegible],[illegible]4[illegible]	Cwts. [illegible],[illegible]2[illegible]	Cwts. [illegible],[illegible]1[illegible]	R [illegible],[illegible]22,[illegible]0[illegible]	R [illegible],[illegible]1,[illegible]2[illegible]	R [illegible],[illegible]1,[illegible]0[illegible]	R [illegible],[illegible]27,[illegible]12	R [illegible],[illegible]2[illegible],[illegible]2[illegible]

No. 11—*continued*

ARTICLES, AND COUNTRIES OF FINAL DESTINATION; ALSO SHARE OF EACH PROVINCE	QUANTITY					VALUE				
	1929-30	1930-31	1931-32	1932-33	1933-34	1929-30	1930-31	1931-32	1932-33	1933-34
Metals and Ores—*continued*						R	R	R	R	R
Ferro Manganese (III. L)—	Tons	Tons	Tons	Tons	Tons					
TOTAL BRITISH EMPIRE	..	..	..	..	..	..	..	..	..	..
Belgium	2,000	..	..	..	..	12,000	..	..	..	..
France	1,200	..	..	..	..	7,200	..	..	..	..
TOTAL FOREIGN COUNTRIES	3,200	..	..	..	..	19,200	..	..	..	..
Share of Madras	*3,200*	..	..	..	..	*19,200*	..	..	..	..
TOTAL	3,200	..	..	..	..	19,200	..	..	..	..
Iron —										
Ore (II. F)—	Tons	Tons	Tons	Tons	Tons					
Japan	101	502	437	752	818	3,080	12,520	3,431	7,068	5,477
Share of Bengal	*101*	*502*	*437*	*752*	*818*	*3,080*	*12,520*	*3,431*	*7,068*	*5,477*
Pig (III. K)—	Tons	Tons	Tons	Tons	Tons					
United Kingdom (*including* Channel Islands)	71,277	98,950	69,088	75,802	93,183	33,20,747	38,48,148	24,10,609	26,05,590	21,55,372
Ceylon (*excluding* Maldives)	184	114	107	74	219	3,278	4,423	3,747	2,590	9,296
Straits Settlements (*including* Labuan)	1,261	925	294	236	375	56,764	35,527	10,276	8,298	10,788
Federated Malay States	533	172	111	..	185	23,961	6,218	3,871	..	5,802
Hongkong	1,309	2,134	2,268	3,603	2,508	58,881	80,122	79,384	1,26,012	67,862
Canada—										
Vid Pacific Coast	..	..	150	..	..	..	..	5,250	..	..
Union of South Africa	603	500	152	101	302	28,167	22,020	5,350	3,110	7,238
Mauritius and Dependencies	..	..	..	..	20	..	..	..	..	200
TOTAL BRITISH EMPIRE	75,167	102,795	72,170	79,816	96,782	34,96,793	39,96,458	25,18,487	27,45,609	22,56,958
Norway	463	303	90	163	140	21,849	13,879	3,153	4,868	3,360
Sweden	3,280	4,881	1,383	3,735	653	1,50,884	1,89,088	48,550	1,25,613	15,662
Germany	14,723	11,032	13,022	7,834	7,495	6,72,956	4,27,716	4,54,842	2,74,572	1,81,338
Netherlands	136	664	2,806	1,776	602	6,347	22,805	98,150	56,560	16,065
Belgium	4,354	13,626	3,302	1,786	477	1,96,281	4,87,544	1,15,535	57,513	11,430
France	..	1,099	..	..	..	..	24,189	..	..	..
Italy (*including* Fiume)	11,779	3,194	5,019	864	1,057	5,55,100	3,32,561	1,04,518	30,237	25,417
Java	11	29	62	290	321	488	1,041	2,171	10,231	7,872
Siam	..	503	..	..	..	..	17,614	..	..	..
French Indo-China	..	..	1,010	..	..	..	..	35,340	..	..
China (*exclusive* of Hongkong and Macao)	11,753	17,527	12,742	13,499	19,258	5,49,071	6,38,727	4,51,345	4,59,069	4,37,348
Japan	349,512	160,586	188,106	71,371	183,832	1,58,63,071	64,11,426	65,75,921	24,21,364	40,26,190
Egypt	449	831	621	507	1,645	20,202	32,639	21,760	17,609	42,811
United States of America —										
Vid Atlantic Coast	68,619	99,460	44,520	31,481	57,097	30,97,740	37,81,426	15,60,108	10,48,210	12,87,181
,, Pacific ,,	17,240	8,702	6,450	1,076	4,177	7,76,648	3,54,246	2,25,627	37,675	96,097
Mexico	505	..	..	..	..	22,946	..	..	..	..
Argentine Republic (*including* the Atlantic Coast of Patagonia)	8,399	7,125	910	3,658	2,670	4,08,781	2,90,554	31,874	1,22,384	64,227
Chile (*including* the Pacific Coast of Patagonia)	1,560	1,154	846	313	604	70,267	44,968	12,116	10,946	13,589
Hawaii	315	202	253	103	508	23,141	9,098	8,370	3,610	12,571
Other Foreign Countries	148	355	46	113	161	9,479	15,566	1,598	5,664	4,122
TOTAL FOREIGN COUNTRIES	498,646	330,340	278,088	138,568	280,782	2,24,43,195	1,30,43,772	97,51,337	46,86,165	62,46,460
Share of Bengal	*568,733*	*439,130*	*350,858*	*218,384*	*377,511*	*2,59,36,144*	*1,70,38,105*	*1,22,69,874*	*74,30,874*	*85,02,408*
,, *Bombay*	*40*	*15*	..	*10*	*3*	*3,875*	*1,125*	..	*1,500*	*310*
,, *Burma*	*40*	..	..	..	..	*969*	..	..	..	..
TOTAL	568,813	439,145	350,858	218,384	377,514	2,59,39,988	1,70,40,230	1,22,69,874	74,31,774	85,02,518
Manufactures—	Tons	Tons	Tons	Tons	Tons					
Angle, bolt and rod (III. K)—										
TOTAL BRITISH EMPIRE	3	1	..	1	..	1,107	482	352	664	..
TOTAL FOREIGN COUNTRIES	4	2	..	2	10	2,859	530	127	412	1,962
Share of Bengal	..	..	..	..		..	..	*21*	..	..
,, *Bombay*	*5*	*3*	..	*3*	*2*	*3,466*	*966*	*431*	*1,076*	*342*
,, *Madras*	..	..	..	..	*3*	..	*45*	..	..	*1,620*
,, *Burma*	*2*	..	..	..	..	*500*	..	*27*	..	..
TOTAL	7	3	..	3	10	3,966	1,003	479	1,076	1,962

No. 11—*continued*

ARTICLES, AND COUNTRIES OF FINAL DESTINATION; ALSO SHARE OF EACH PROVINCE	QUANTITY					VALUE				
	1929-30	1930-31	1931-32	1932-33	1933-34	1929-30	1930-31	1931-32	1932-33	1933-34
						R	R	R	R	R
Metals and Ores—*continued*										
Iron—*continued*										
Bars and channel (III. K)—	Tons	Tons	Tons	Tons	Tons					
United Kingdom (*including* Channel Islands)	..	..	9,317	16,337	5	..	..	4,90,742	9,48,[illegible]	663
Other British Possessions	27	6	5	21	7	4,887	1,485	1,300	3,693	1,916
TOTAL BRITISH EMPIRE	27	6	9,322	16,358	12	4,887	1,485	4,92,042	9,52,4[illegible]9	2,579
Iraq	72	..	1	..	20	12,338	..	200	..	3,450
Japan	..	..	93	6,746	..	..	..	1,760	3,62,842	..
Other Foreign Countries	25	19	3	17	3	6,080	4,952	1,147	3,723	940
TOTAL FOREIGN COUNTRIES	97	19	97	6,763	23	18,418	4,952	3,10[illegible]	3,56,605	4,[illegible]
Share of Bengal	..	..	*9,410*	*23,035*	..	..	..	*4,92,502*	*13,62,539*	..
" *Bombay*	*124*	*25*	*9*	*36*	*35*	*23,[illegible]*	*6,437*	*2,647*	*6,475*	*6,969*
" *Burma*		..	..	..	..	*30*	..	..	..	
TOTAL	124	25	9,419	23,121	35	23,305	6,437	4,95,149	13,09,034	6,969
Total Iron (*excluding* ore) (a)—										
United Kingdom (*including* Channel Islands)	—	—	—	—	93,128	—	—	—	—	21,56,037
Ceylon (*excluding* Maldives)	—	—	—	—	221	—	—	—	—	10,058
Straits Settlements	—	—	—	—	375	—	—	—	—	10,788
Federated Malay States	—	—	—	—	185	—	—	—	—	5,[illegible]
Hongkong	—	—	—	—	2,508	—	—	—	—	67,362
Union of South Africa	—	—	—	—	302	—	—	—	—	7,238
Other British Possessions	—	—	—	—	25	—	—	—	—	1,354
TOTAL BRITISH EMPIRE	—	—	—	—	96,744	—	—	—	—	22,58,617
Sweden	—	—	—	—	653	—	—	—	—	15,[illegible]
Germany	—	—	—	—	7,496	—	—	—	—	1,81,338
Netherlands	—	—	—	—	692	—	—	—	—	16,965
Belgium	—	—	—	—	477	—	—	—	—	11,430
Italy (*including* Fiume)	—	—	—	—	1,057	—	—	—	—	25,417
Iraq	—	—	—	—	82	—	—	—	—	5,410
Java	—	—	—	—	321	—	—	—	—	7,874
China (*exclusive* of Hongkong and Macao)	—	—	—	—	19,258	—	—	—	—	4,3[illegible]
Japan	—	—	—	—	1,83,832	—	—	—	—	40,[illegible]
Egypt	—	—	—	—	1,645	—	—	—	—	42,811
United States of America—										
Via Atlantic Coast	—	—	—	—	57,097	—	—	—	—	1,[illegible]
" Pacific "	—	—	—	—	4,177	—	—	—	—	[illegible]
Argentine Republic (*including* the Atlantic Coast of Patagonia)	—	—	—	—	2,670	—	—	—	—	[illegible]
Chile (*including* the Pacific Coast of Patagonia)	—	—	—	—	604	—	—	—	—	12,[illegible]
Hawaii	—	—	—	—	503	—	—	—	—	12,371
Other Foreign Countries	—	—	—	—	302	—	—	—	—	8,424
TOTAL FOREIGN COUNTRIES	—	—	—	—	2,80,815	—	—	—	—	[illegible]
Share of Bengal	—	—	—	—	*377,517*	—	—	—	—	*43,[illegible]*
" *Bombay*	—	—	—	—	*46*	—	—	—	—	*7,441*
" *Madras*	—	—	—	—	*8*	—	—	—	—	*1,[illegible]*
TOTAL	—	—	—	—	377,550	—	—	—	—	[illegible]

(a) Shown separately from 1933-34.

No. 11—*continued*

ARTICLES, AND COUNTRIES OF FINAL DESTINATION; ALSO SHARE OF EACH PROVINCE	QUANTITY					VALUE				
	1929-30	1930-31	1931-32	1932-33	1933-34	1929-30	1930-31	1931-32	1932-33	1933-34
						R	R	R	R	R
Metals and Ores—*continued*										
Steel (a)—										
Bars—					Tons					
United Kingdom (*including Channel Islands*)	—	—	—	—	41,099	—	—	—	—	17,35,838
Kenya Colony	—	—	—	—	..	—	—	—	—	35
TOTAL BRITISH EMPIRE	—	—	—	—	41,099	—	—	—	—	17,35,873
Iraq	—	—	—	—	5	—	—	—	—	1,500
Japan	—	—	—	—	5,261	—	—	—	—	3,00,319
TOTAL FOREIGN COUNTRIES	—	—	—	—	5,266	—	—	—	—	3,01,819
Share of Bengal	—	—	—	—	*40,360*	—	—	—	—	*20,36,157*
„ *Bombay*	—	—	—	—	*5*	—	—	—	—	*1,535*
TOTAL	—	—	—	—	46,365	—	—	—	—	20,37,692
Iron or Steel—										
Anchors and cables (III, K)—	Tons	Tons	Tons	Tons	Tons					
TOTAL BRITISH EMPIRE	12	14	16	12	5	4,231	5,620	5,566	4,035	2,420
Japan	..	..	98	444	..	..	..	3,920	11,422	..
Other Foreign Countries	16	11	10	12	9	5,977	3,475	3,164	3,543	2,342
TOTAL FOREIGN COUNTRIES	16	11	108	456	9	5,977	3,475	7,084	14,965	2,342
Share of Bengal	*1*	*5*	*105*	*445*	*2*	*450*	*2,390*	*5,885*	*11,982*	*300*
„ *Bombay*	*27*	*17*	*19*	*23*	*7*	*9,328*	*5,796*	*6,487*	*6,758*	*4,111*
„ *Sind*	..	*3*	..	..	*5*	*370*	*509*	*277*	*290*	*348*
„ *Burma*	..	..	..	..	..	*60*	..	..	..	..
TOTAL	28	25	124	468	14	10,208	8,695	12,649	19,030	4,76
Hoops and strips (III, K)—	Tons	Tons	Tons	Tons	Tons					
United Kingdom (*including Channel Islands*)	12	2	20	..	..	6,819	190	1,640	..	2
Other British Possessions	..	..	..	..	..	30	..	40	..	..
TOTAL BRITISH EMPIRE	12	2	20	..	..	6,849	190	1,680	..	2
TOTAL FOREIGN COUNTRIES	5	1	1	27	1	2,035	195	400	2,700	1
Share of Bengal	*12*	*3*	*26*	..	*1*	*6,889*	*355*	*1,700*	..	1
„ *Bombay*	*5*	..	..	*27*	..	*2,065*	..	*240*	*2,700*	..
„ *Burma*	..	..	*1*	..	..	..	*30*	*140*	..	..
TOTAL	17	3	27	27	1	8,884	385	2,080	2,700	1
Nails, screws, rivets, and washers (III, K)—	Tons	Tons	Tons	Tons	Tons					
Aden and Dependencies	2	2	4	14	18	701	825	1,730	6,606	9,
Zanzibar and Pemba	12	11	11	11	6	5,340	4,130	3,955	4,465	1,
Other British Possessions	15	13	14	11	6	5,725	4,411	3,921	3,933	1,
TOTAL BRITISH EMPIRE	29	26	29	36	30	11,766	[illegible]	9,606	15,004	12,

(a) Separately recorded from 1933-34.

No. 11—*continued*

ARTICLES, AND COUNTRIES OF FINAL DESTINATION; ALSO SHARE OF EACH PROVINCE	QUANTITY					VALUE				
	1929-30	1930-31	1931-32	1932-33	1933-34	1929-30	1930-31	1931-32	1932-33	1933-34
Metals and Ores—*continued*										
Iron or Steel—*continued*	Tons	Tons	Tons	Tons	Tons	R	R	R	R	R
Nails, screws, rivets and washers (III. h)—*continued*										
Syria	14	..	..	..	..	6,233	..	..	..	..
Muskat Territory and Trucial Oman	31	28	35	22	25	15,702	[illegible]	9,042	6,850	7,011
Other Native States in Arabia	12	14	2	8	3	6,294	4,[illegible]50	421	1,900	1,[illegible]5
Portuguese East Africa	13	..	..	..	..	5,024	785	80	..	80
Other Foreign Countries	19	10	7	8	10	7,288	3,425	2,145	2,499	2,708
TOTAL FOREIGN COUNTRIES	80	52	44	38	36	40,541	17,623	12,188	11,249	11,114
Share of Bengal	..	1	..	..	..	..	360	..	..	..
" *Bombay*	117	72	70	72	66	51,815	34,525	20,883	23,491	23,068
" *Sind*	1	5	3	2	..	589	383	285	743	120
" *Madras*	..	..	..	..	..	70	..	..	..	23
" *Burma*	..	..	..	..	..	..	..	26	..	..
TOTAL	118	78	73	74	66	52,277	[illegible] 37,[illegible]68	21,194	24,243	23,219
Old, for re-manufacture (*II. D*)—	Tons	Tons	Tons	Tons	Tons					
United Kingdom (*including* Channel Islands)	44	..	..	..	..	11,770	..	..	..	..
Other British Possessions 0	1	3	..	92	2	743	350	..	1,130	60
TOTAL BRITISH EMPIRE	45	3	..	92	2	12,113	350	..	1,130	60
Latvia	146	..	..	..	..	6,524	..	..	..	..
Germany	253	..	..	..	..	101,970	..	..	..	..
Belgium	150	91	265	46	..	5,834	1,218	3,624	218	..
Italy (*including* Fiume)	7,865	2,734	1,689	798	354	2,40,268	90,432	40,018	19,283	3,750
Japan	69,568	50,374	85,616	88,020	91,152	21,37,206	1,41,284	37,85,045	20,44,627	22,61,719
Other Foreign Countries	1	..	..	..	..	204	..	..	..	..
TOTAL FOREIGN COUNTRIES	77,492	53,199	87,570	88,864	91,508	25,32,006	16,41,934	14,30,687	20,63,928	22,61,469
Share of Bengal	72,159	51,129	84,794	81,923	65,113	23,87,819	16,40,[illegible]34	14,[illegible]8,048	19,37,846	17,[illegible]9,210
" *Bombay*	777	53	..	..	161	33,894	1,[illegible]0	..	..	4,080
" *Madras*	3,350	..	..	6,161	19,484	94,80[illegible]	..	..	1,16,096	4,[illegible]096
" *Burma*	1,253	20	1,786	929	4,126	24,111	200	24,642	11,077	20,233
TOTAL	77,537	53,202	87,570	88,956	91,[illegible]	25,44,119	16,42,[illegible]34	14,30,690	20,63,[illegible]	[illegible]
Pipes and fittings, cast (III. k)—										
Straits Settlements	125	2,012	736	318	34	14,142	2,18,546	84,[illegible]	28,[illegible]	61,635
Other British Possessions	5	11	9	29	5	1,140	3,015	1,287	5,[illegible]	824
TOTAL BRITISH EMPIRE	130	2,023	[illegible]47	347	39	15,[illegible]	2,[illegible]61	[illegible],[illegible]	3[illegible]	[illegible],449
TOTAL FOREIGN COUNTRIES	1	5	..	..	1	571	1,[illegible]65	175	..	2,160
Share of Bengal	1.8	2,017	806	343	363	15,[illegible]43	2,[illegible]6,[illegible]63	84,[illegible]40	31,[illegible]92	61,[illegible]7
" *Bombay*	3	10	1	5	..	1,261	3,[illegible]28	410	7[illegible]	779
" *Madras*	..	1	..	..	..	..	176	..	..	..
" *Burma*	..	..	..	..	..	..	..	..	81	..
TOTAL	131	2,[illegible]8	[illegible]07	347	3[illegible]	16,[illegible]84	2,[illegible]7,[illegible]44	[illegible],[illegible]4	3,[illegible]7	[illegible],[illegible]9

No. 1—*continued*

ARTICLES, AND COUNTRIES OF FINAL DESTINATION; ALSO SHARE OF EACH PROVINCE.	QUANTITY					VALUE				
	1929-30	1930-31	1931-32	1932-33	1933-34	1929-30	1930-31	1931-32	1932-33	1933-34
Metals and Ores—*contd.*						R	R	R	R	R
Iron or Steel—continued	Tons	Tons	Tons	Tons	Tons					
Sheets and plates (*including* galvanised and tinned plates) (III, K)—										
TOTAL BRITISH EMPIRE	8	1	1	15	..	2,195	721	305	3,193	319
TOTAL FOREIGN COUNTRIES	86	2	..	10	14	3,737	840	..	2,000	2,185
Share of Bengal . .	*4*	..	..	*10*	..	*1,100*	..	*65*	*2,035*	..
,, *Bombay* . .	*12*	*3*	*1*	*15*	*14*	*3,272*	*1,561*	*240*	*3,157*	2,329
,, *Madras* . .	..	..	..	..	..	..	..	..	..	75
,, *Burma* . . .	*78*	..	..	..	..	*1,560*	..	..	..	..
TOTAL	94	3	1	25	14	5,932	1,561	305	5,193	2,404
Tubes, Pipes and Fittings, wrought (III, K)—	Tons	Tons	Tons	Tons	Tons					
Straits Settlements . .	627	287	137	47	..	86,660	48,082	17,608	7,188	..
Federated Malay States .	34	16	18	..	..	5,340	3,014	3,197	..	..
Other British Possessions .	3	..	16	2	..	344	90	1,853	417	75
TOTAL BRITISH EMPIRE .	664	303	171	49	..	92,344	51,786	22,658	7,605	75
TOTAL FOREIGN COUNTRIES .	..	..	..	..	..	25	57	10	..	..
Share of Bengal . .	*664*	*303*	*171*	*49*	..	*92,319*	*51,786*	*22,568*	*7,605*	..
,, *Bombay* . .	..	..	..	..	..	*150*	*57*	..	..	75
,, *Madras* . .	..	..	..	..	..	..	..	*100*	..	..
TOTAL .	664	303	171	49	..	92,369	51,843	22,668	7,605	75
Other manufactures of Iron or Steel (III, K)—	Tons	Tons	Tons	Tons	Tons					
United Kingdom (*including* Channel Islands) . .	..	1	158	81	2	200	90	12,841	5,309	640
Straits Settlements . .	15	111	19	..	4	2,330	16,840	3,384	..	1,053
Other British Possessions .	17	16	8	8	10	6,514	6,404	2,480	1,825	4,054
TOTAL BRITISH EMPIRE	32	128	185	89	16	9,044	23,334	18,705	7,134	5,749
Netherlands . . .	..	..	..	..	60	..	..	..	..	22,000
Japan	..	231	3,751	5,516	331	..	6,421	1,61,477	2,71,799	17,673
Other Foreign Countries .	120	4	201	7	3	6,721	2,570	4,821	1,782	732
TOTAL FOREIGN COUNTRIES	120	235	3,952	5,523	394	6,721	8,992	1,66,298	2,73,581	40,404
Share of Bengal . . .	*19*	*343*	*4,139*	*5,597*	*339*	*3,193*	*24,427*	*1,83,083*	*2,77,108*	*29,221*
,, *Bombay* . . .	*25*	*20*	*5*	*15*	*71*	*9,068*	*7,859*	*2,916*	*3,607*	*25,932*
,, *Madras* . . .	..	..	..	..	..	*574*	..	..	..	..
,, *Burma* . . .	*108*	..	..	..	..	*2,635*	*40*	*5*	..	..
TOTAL .	152	363	4,137	5,612	410	15,765	32,326	1,85,003	2,80,715	4[illegible]
Total Iron or Steel (*excluding* ore)—*	Tons	Tons	Tons	Tons	Tons					
United Kingdom (*including* Channel Islands) .	71,338	94,053	78,589	92,220	2	33,40,546	38,48,691	29,15,852	35,59,661	6[illegible]
Aden and Dependencies	25	11	20	50	27	4,225	2,838	5,560	13,305	12,3[illegible]
Ceylon (*excluding* Maldives)	201	133	135	101	2	12,630	10,266	8,662	7,765	5[illegible]
Straits Settlements . .	2,030	3,358	1,248	603	344	1,61,297	2,14,635	1,15,562	44,925	42,[illegible]
Federated Malay States .	861	188	129	3	4	29,351	9,722	7,118	895	6[illegible]
Hongkong . . .	1,309	2,134	2,268	3,697	3	59,381	80,122	79,384	1,27,549	1[illegible]

* Does not include figures of iron from 1933-34.

No. 11—*continued*

ARTICLES, AND COUNTRIES OF FINAL DESTINATION; ALSO SHARE OF EACH PROVINCE	QUANTITY					VALUE				
	1929-30	1930-31	1931-32	1932-33	1933-34	1929-30	1930-31	1931-32	1932-33	1933-34
						R	R	R	R	R
Metals and Ores—*continued*										
Iron or Steel—*continued*										
Manufactures—continued										
Total Iron or Steel (excluding ore)—contd.	Tons	Tons	Tons	Tons	Tons					
Union of South Africa	603	500	152	101	.	24,227	22,180	5,350	3,150	..
Zanzibar and Pemba	16	16	18	14	7	6,805	6,416	6,380	6,620	3,740
Kenya Colony	18	21	10	11	4	4,196	6,823	3,115	2,843	1,745
Seychelles	14	7	1	5	..	5,077	1,873	335	1,671	160
Canada, *via* Pacific Coast	..	..	150	..	..	..	..	6,260	..	..
Other British Possessions	16	9	7	10	6	5,418	3,499	2,447	2,058	2,093
TOTAL BRITISH EMPIRE	76,129	105,322	82,727	96,818	306	36 57,648	43 06 314	31,54,916	37,70,445	61,697
Latvia	146	..	..	..	..	6,234	..	..	..	..
Sweden	3,280	4,881	1,382	3,735	..	1,50,884	1,99,083	48,550	1,25,611	..
Norway	463	263	90	163	..	21,849	13,379	3,163	6,858	..
Germany	14,976	11,032	13,022	7,834	..	7,74,836	6,27,716	6,54,842	2,74,572	..
Netherlands	136	664	2,806	1,776	64	6,747	27,705	98,180	56,560	2,000
Belgium	4,513	13,717	3,567	1,832	..	2,02,160	4,26,743	1,19,180	57,731	..
France	..	1,099	..	..	.	..	24,149	..	..	..
Italy (*including* Fiume)	19,144	20,925	4,908	1,688	354	8,35,313	6,27,703	1,48,536	52,028	1,770
Syria	14	..		..	..	6,293	..	..	..	..
Muskat Territory and Trucial Oman	47	32	43	32	20	23,009	11,440	13,771	9,852	8,681
Other Native States in Arabia	18	18	4	15	5	7,761	6,501	1,097	4,345	1,920
Iraq	67	18	1	13	10	16,812	1,790	341	2,150	3,090
Persia	149	20	1	12	18	15,569	5,172	1,102	2,898	2,672
Java	11	20	62	300	..	484	1,341	2,171	12,231	..
Siam	..	503	..	..	..	22	1,621	62	..	..
China (*exclusive* of Hongkong and Macao)	11,753	17,527	12,742	13 490	..	5 49,071	6,58,727	4,51,245	4,80,185	..
French Indo-China	..	..	1,010	..	91,473	..	..	35,340	..	91,70 891
Japan	419,158	211,188	277,664	172,097	..	1,80,01,932	70,80,182	85,80,128	51 61 494	..
Egypt	449	831	621	507	..	20 208	21,020	21,779	17,609	..
Portuguese East Africa	77	56	2	7	1	9,704	3,625	714	3,743	130
United States of America—										
Via Atlantic Coast	68,819	99,189	44,520	31,481	..	30,07,760	37,30,498	15,60,149	10,48 210	..
,, Pacific ,,	17,240	8,702	6,450	1,076	..	7,76,668	3,46,240	2,25,627	37,674	..
Mexico	505	..	..	..	..	23,941	..	..	..	..
Argentine Republic (*including* the Atlantic Coast of Patagonia)	8,899	7,125	910	3 658	.	6,01,731	2,10,5 4	31,874	1,22 364	..
Chile (*including* the Pacific Coast of Patagonia)	1,560	1,154	348	313	..	70,857	44,948	12,116	10,946	..
Hawaii	515	302	752	108	..	23,141	9,000	8,970	3,810	..
Other Foreign Countries	97	296	58	42	5	9,725	14,851	2,501	4,155	1,800
TOTAL FOREIGN COUNTRIES	571,556	399,686	370,460	240,251	91,978	2,50,76,084	1,6 ,23,805	1,17,71,468	74,11,580	23,82,614
Share of Bengal	*641,720*	*494,941*	*4,51,239*	*329,775*	*69 038*	*7 81 43 641*	*1,39,7 ,200*	*1,48,79,065*	*1,30,97,111*	*13,76,4 0*
,, *Bombay*	*1,135*	*718*	*303*	*:06*	*319*	*1,39,647*	*56,597*	*36,243*	*51,554*	*60,168*
,, *Sind*	*1*	*3*	*3*	*2*	*5*	*1,259*	*3,812*	*1,163*	*1,942*	*217*
,, *Madras*	*2,5 0*	*1*		*6,164*	*13 443*	*96,187*	*770*	*100*	*1,16,965*	*4,71,165*
,, *Burma*	*1,479*	*99*	*1,787*	*919*	*4,176*	*31,467*	*970*	*23,956*	*11,132*	*70,763*
TOTAL	647,656	496,1 8	456,187	337,946	9 3 0	2,47,13,207	1,98,9 ,4 5	1,99 28,378	1,11,82 484	39,06,191
Coal—										
Rig (III. 1.)—	Cwts.	Cwts.	Cwts.	Cwts.	Cwts.					
United Kingdom (*including* Channel Islands)	980,778	1,144,745	792,650	943,780	1 0 06	1,54,10,0 8	1,64,70 660	1,06,10,313	1,17,04,880	1,27,06,705
Ceylon (*excluding* Maldives)	66,9 6	57,1 3	49,946	33,491	3 6	11,0 ,9 2	9,81,11	5,87,849	3,98,667	3,17,3 0
Straits Settlements	3 840	4,800	2,160	2,400	960	64,7 6	74,167	38,830	33,712	10,184

* Does not include figures of less than 1,000 Rs.

No. 11—*continued*

ARTICLES, AND COUNTRIES OF FINAL DESTINATION; ALSO SHARE OF EACH PROVINCE	QUANTITY					VALUE				
	1929-30	1930-31	1931-32	1932-33	1933-34	1929-30	1930-31	1931-32	1932-33	1933-34
						R	R	R	R	R
Metals and Ores—*continued*										
Lead—*continued*										
Pig (III, L)—*continued*										
Federated Malay States	60	..	80	..	66	990	..	1,064	..	672
Hongkong	6,697	18,083	22,793	18,193	12,997	1,09,859	1,87,356	2,98,880	2,28,587	1,43,316
TOTAL BRITISH EMPIRE	997,283	1,210,879	852,448	1,018,264	1,135,523	1,07,33,130	1,77,23,049	1,13,45,685	1,24,20,811	1,32,78,226
Germany	201,004	59,002	52,001	..	..	33,97,610	8,16,930	6,90,909	..	..
Netherlands	20,003	..	..	..	..	3,40,081	..	..	..	..
Belgium	122,000	27,999	32,003	..	..	20,57,958	4,26,990	4,55,037	..	..
Italy (*including* Fiume)	..	49,002	66,001	12,000	..	..	6,78,424	8,70,124	1,50,003	..
Java	290	519	103	360	917	5,237	9,572	2,580	8,074	10,200
China (*exclusive* of Hongkong and Macão)	10,027	10,994	6,000	7,400	8,098	1,79,280	1,56,912	83,989	92,454	95,548
Japan	104,256	130,963	285,850	179,478	150,587	17,38 288	18,78,740	38,69,360	20,91,411	17,09,063
Portuguese East Africa	..	..	..	..	6,932	..	..	..	..	78,032
Other Foreign Countries	71	200	134	98	203	917	2,998	1,748	1,140	2,381
TOTAL FOREIGN COUNTRIES	458,500	278,679	442,182	199,236	166,737	77,10,266	39,65,566	60,82,762	24,28,082	18,96,124
Share of Bengal	..	*2,940*	..	..	..	..	*30,696*	..	..	..
„ *Bombay*	*71*	..	..	*8*	*3*	*917*	..	..	*160*	*51*
„ *Burma*	*1,455,772*	*1,496,618*	*1,294,630*	*1,217,492*	*1,302,257*	*2,44,51,479*	*2,16,07,919*	*1,73,28,147*	*1,47,58,733*	*1,51,74,309*
TOTAL	1,455,843	1,498,558	1,294,630	1,217,500	1,302,260	2,44,52,396	2,16,38,615	1,73,28,447	1,47,58,893	1,51,74,360
Other sorts (III, L)—										
United Kingdom (*including* Channel Islands)	Cwts. 10,700	Cwts. 8,208	Cwts. 8,161	Cwts. 15,102	Cwts. 22,180	31,517	96,475	99,953	1,39,074	2,12,008
Ceylon (*excluding* Maldives)	22,019	11,483	13,271	14,685	12,355	5,49,901	2,88,108	2,81,444	2,97,838	2,97,468
Straits Settlements		..	..	305	366	..	..	..	5,750	5,657
Union of South Africa	..	..	..	..	1,220	..	..	..	..	13,500
Other British Possessions	4	105	5	52	84	350	1,952	130	961	484
TOTAL BRITISH EMPIRE	32,723	19,751	21,437	30,144	36,151	5,81,768	3,86,535	3,81,527	4,43,658	4,30,107
Germany	65,320	347	..	..	1,000	1,82,718	2,153	..	..	5,000
Belgium	89,479	1,845	1,025	..	2,531	2 68,192	12,310	13,374	..	9,903
Java	4,154	2,745	8,198	2,314	1,847	1,22,522	91,206	72,900	46,390	24,121
Other Foreign Countries	55	29	460	28	80	1,481	578	3,169	512	2,974
TOTAL FOREIGN COUNTRIES	159,008	4,966	5,283	2,342	5,151	5,74,908	1,06,247	89,443	46,902	41,998
Share of Bengal	*25,599*	*16,360*	*17,619*	*17,356*	*14,192*	*6,98,650*	*3,93,514*	*3,61,185*	*3,50,967*	*2,28,935*
„ *Bombay*	*236*	*93*	..	*25*	*4*	*3,330*	*1,720*	..	*510*	*85*
„ *Madras*	*2*	..	..	..	..	*100*	..	..	..	—
„ *Burma*	*165,594*	*8,259*	*9,101*	*15,102*	*26,636*	*4,64,786*	*97,348*	*1,09,785*	*1,39,078*	*2 62,185*
TOTAL	191,731	24,717	26,720	32,486	41,332	11,50,676	4,92,782	4,70,970	4,90,555	4,91,205
Total Lead	Cwts. 1,647,574	Cwts. 1,523,275	Cwts. 1,321,350	Cwts. 1,249,986	Cwts. 1,343,512	2,56,09,072	2,21,81,397	1,77,99,417	1,52,49,448	1,56 55,565
Manganese Ore (II. F)—	Tons	Tons	Tons	Tons	Tons					
United Kingdom (*including* Channel Islands)	292,377	114,010	53,843	55,377	116,902	86,64,816	34,22,883	16,09,032	14,16,345	26,39,754
Gibraltar	1,000	2,000	..	..	..	30,000	48,000	..	..	..
Canada—										
Via Atlantic Coast	..	3 260	..	..	..	..	88,020	..	..	..
„ Pacific „	..	..	100	1,000	4 0	..	..	3,000	25,000	7,500
Commonwealth of Australia	4,100	..	..	..	..	1,12,750	..	..	..	..
TOTAL BRITISH EMPIRE	297,477	119,270	53,943	56,377	117 302	88,07,566	35,58,903	16 09,032	14,41,345	25,16,954

No. 11—*continued*

ARTICLES, AND COUNTRIES OF FINAL DESTINATION; ALSO SHARE OF EACH PROVINCE	QUANTITY					VALUE				
	1929-30	1930-31	1931-32	1932-33	1933-34	1929-30	1930-31	1931-32	1932-33	1933-34
						R	R	R	R	R
Metals and Ores—*continued*										
Manganese Ore (II, F)—*continued.*	Tons	Tons	Tons	Tons	Tons					
U. S. S. R.—										
Northern	1,838	..	..	..	..	80,554	..	..	..	..
Norway	2,300	5,000	3,500	..	1,000	56,300	1,75,000	98,000	..	22,498
Sweden	300	2,500	..	..	..	8,300	75,000	..	..	..
Germany	22,550	15,380	1,820	1,311	2,920	7,08,930	4,61,400	40,534	2[illegible],224	60 208
Netherlands	34,350	11,500	2,500	2,000	3,060	9,78,112	4,00,000	80,375	50,000	54,780
Belgium	177,584	78,495	35,400	82,452	18,854	48,[illegible]3,671	23,97,91[illegible]	10,65,100	9,49,8[illegible]	3,12,006
France	208,238	188,409	80,325	76,591	60,954	53,52,7[illegible]5	49,46,106	17,[illegible]7,140	16,83,4[illegible]	10,10 251
Italy (*including* Fiume)	4,246	620	..	400	..	1,49,920	15,600	..	9,750	..
Hungary	..	6,500	..	..	..	..	2,55,000	..	..	..
Czechoslovakia	..	1,500	..	..	..	..	45,000	..	..	..
Japan	15,290	5,799	6,129	80,[illegible]99	62,000	3,70,365	1,8[illegible],018	1,23,547	6,65,[illegible]28	[illegible]0 58 687
United States of America—										
Vid Atlantic Coast	51,500	48,850	28,120	..	11	15,45,000	14,41,100	5,44,200	..	[illegible]85
Other Foreign Countries	..	..	..	..	..	..	..	25	..	..
TOTAL FOREIGN COUNTRIES	518,196	366,503	157,794	141,353	148 799	1,40,48,887	1,03,50,951	40,42,911	38,83,180	25,86,960
Share of Bengal	*441,567*	*236,333*	*149,348*	*137,224*	*133,743*	*1,26,14,913*	*68,71,571*	*42,93,[illegible]*	*37,28,758*	*24,79,701*
,, *Bombay*	*355,908*	*245,309*	*63,0[illegible]*	*46,056*	*61 415*	*95,76,241*	*70,04,335*	*13,56,5[illegible]*	*8,71,26[illegible]*	*15 84,418*
,, *Madras*	*18,200*	*6,131*	*300*	*14,450*	*70,940*	*1,66,200*	*83,948*	*1,100*	*3 17,480*	*10,68,710*
TOTAL	815,673	485,773	211,737	197,730	266,101	2,28,56,453	1,39,00,854	56,51,943	48 24,475	51 13,904
Ferruginous Manganese Ore (II, F)—	Tons	Tons	Tons	Tons	Tons					
United Kingdom (*including* Channel Islands)	..	..	..	..	..	..	..	300	..	..
Belgium	5,600	3,000	1,200	..	..	33,600	19,500	7,2[illegible]	..	..
France	19,210	2,000	2,000	..	..	1,15,260	16,000	16,000	..	..
TOTAL FOREIGN COUNTRIES	24,810	5,000	3,200	..	..	1,48,860	35,500	23,300	..	..
Share of Bombay	..	..	..	..	..	..	..	*300*	..	..
,, *Madras*	..	*5,000*	*3,200*	..	..	..	*35 500*	*23,[illegible]00*	..	..
,, *Burma*	*24,810*	..	..	..	..	*1,48,860*	..	..	..	..
TOTAL	24,810	5,000	3,200	..	..	1,48,860	35,5[illegible]0	23,[illegible]00	..	..
Tin—	Tons	Tons	Tons	Tons	Tons					
Ore (II, F)—										
United Kingdom (*including* Channel Islands)	1,122	669	121	45	55	26,76,716	11,97,818	1,18,887	54,993	1,13,656
Ceylon (*excluding* Maldives)	..	..	..	..	150	..	..	..	..	1,78,249
Straits Settlements	2,206	1,855	2,241	2,489	3,001	57,64,240	21 78,479	23,14,193	2[illegible],[illegible]01	5[illegible]7,440
TOTAL BRITISH EMPIRE	3,331	2,524	2,362	2,528	3,206	64,[illegible]8,[illegible]56	33,7[illegible],217	24,[illegible],[illegible]80	26,57,[illegible]26	68,19 185
Germany	..	..	..	..	7	9	..	..	..	12,992
Share of Burma	*3,311*	*2,524*	*2,3[illegible]*	*2,[illegible]28*	*3 213*	*64,28,[illegible]65*	*33,76,2[illegible]7*	*24,[illegible],[illegible]66*	*26,[illegible],[illegible]94*	*68 3[illegible],717*
Unwrought (*blocks, ingots, bars, and slabs*) (III, L)—	Cwts.	Cwts.	Cwts.	Cwts.	Cwts.					
United Kingdom	4,293	1,913	43,[illegible]84	89,554	1,[illegible]3[illegible]	1, 3,317	59,9[illegible]	1,[illegible],[illegible]62	2,7[illegible],143	42 497
Federated Malay States	..	..	..	..	693	..	..	..	..	20,7[illegible]
Other British Possessions	2	2	..	..	..	1[illegible]	1[illegible]	..	..	..
TOTAL BRITISH EMPIRE	4,295	1,915	43,584	89,554	2,22[illegible]	1 35 467	60,[illegible]2	1,14,[illegible]62	2,7[illegible],143	63 297
Netherlands	2,600	2 750	..	..	..	8,3[illegible]0	8,662	..	..	..
Belgium	1,700	7,572	8,3[illegible]3	5,[illegible]60	..	8,506	8,787	1[illegible],248	6,[illegible]30	..
Italy	1,681	3,[illegible]68	..	..	..	9,[illegible]00	8,667	..	..	..
Japan	..	..	..	..	10,[illegible]52	..	..	..	..	12,[illegible]60
Other Foreign Countries	510	..	..	5,[illegible]72	..	6[illegible]4	..	..	3,[illegible]45	..
TOTAL FOREIGN COUNTRIES	6,491	14,[illegible]32	8,[illegible]53	11,[illegible]72	10,[illegible]52	39,913	26,[illegible]36	1[illegible],[illegible]48	10,[illegible]75	[illegible]1 197

No. 11—*continued*

ARTICLES, AND COUNTRIES OF FINAL DESTINATION; ALSO SHARE OF EACH PROVINCE	Quantity					Value				
	1929-30	1930-31	1931-32	1932-33	1933-34	1929-30	1930-31	1931-32	1932-33	1933-34
	Cwts.	Cwts.	Cwts.	Cwts.	Cwts.	R	R	R	R	R
Metals and Ores—*continued*										
Tin—*continued*										
Unwrought (blocks, ingots, bars, and slabs) (III. L)—continued.										
Share of Bengal	*10,783*	*16,165*	*51,937*	*100,646*	*18,518*	*1,55,150*	*80,069*	*1,46,310*	*2,88,805*	*76,350*
„ *Bombay*	..	*2*	..	..	..	..	*100*	..	..	..
„ *Burma*	*3*	..	..	..	*39*	*230*	..	..	..	*37*
TOTAL	10,786	16,167	51,937	100,646	18,578	1,55,380	80,169	1,46,310	2,88,808	76,387
Wrought (including *Plates, or sheets, not being tinned iron*) *(III. L)*—										
TOTAL BRITISH EMPIRE	2	..	1	..	121	100	..	16	..	131
TOTAL FOREIGN COUNTRIES	..	..	2,484	2,480	1,194	..	..	2,412	1,271	2,389
Share of Bengal	..	..	*2,484*	*2,480*	*1,195*	..	..	*2,378*	*1,271*	*2,495*
„ *Bombay*	..	..	*1*	..	..	..	..	*50*	..	..
„ *Madras*	*2*	..	..	..	..	*100*	..	..	..	*15*
„ *Burma*	..	..	..	..	*120*	..	..	..	..	*100*
TOTAL	2	..	2,485	2,480	1,315	100	..	2,428	1,271	2,520
Total Tin (excluding *Ore*)	Cwts. *10,784*	Cwts. *16,167*	Cwts. *54,422*	Cwts. *103,126*	Cwts. *19,893*	*1,55,480*	*80,169*	*1,48,738*	*2,90,079*	*78,907*
Wolfram Ore* (II. F)—	Tons	Tons	Tons	Tons	Tons					
United Kingdom (*including* Channel Islands)	1,247	3,204	3,351	3,110	3,777	19,61,166	52,46,991	56,15,046	50,23,036	60,91,732
Sweden	..	..	..	..	25	..	..	..	..	25,300
Germany	383	413	656	151	288	5,17,364	3,84,462	3,76,633	69,828	1,70,944
Belgium	125	122	362	25	202	1,78,000	1,00,895	2,24,578	11,385	1,52,068
France	83	62	25	..	..	99,200	63,200	17,710	..	..
Italy (*including* Fiume)	..	10	..	80	..	..	6,000	..	38,428	..
United States of America—*Via* Atlantic Coast	30	..	..	..	..	43,000	..	..	..	..
TOTAL FOREIGN COUNTRIES	621	607	1,033	256	465	8,87,564	5,54,547	6,18,921	1,19,641	3,48,297
Share of Bombay	..	*8*	..	..	..	..	*4,000*	..	..	..
„ *Burma*	*1,808*	*3,803*	*4,334*	*3,366*	*4,242*	*27,98,730*	*57,97,638*	*62,34,867*	*51,43,627*	*64,40,029*
TOTAL	1,808	3,811	4,334	3,366	4,242	27,98,730	58,01,638	62,34,867	51,43,627	64,40,029
Zinc or Spelter, all sorts (III. L)	Cwts.	Cwts.	Cwts.	Cwts.	Cwts.					
United Kingdom (*including* Channel Islands)	1,244	1	..	4,000	110,000	7,960	50	..	10,000	2,75,000
Other British Possessions	14	..	..	..	..	165	..	..	..	..
TOTAL BRITISH EMPIRE	1,258	1	..	4,000	110,000	8,125	50	..	10,000	2,75,000
Germany	64,000	80,000	50	25,000	33,000	3,20,000	75,000	1,000	62,500	66,000
Belgium	1,250,950	1,195,000	1,126,300	935,000	1,229,000	62,54,750	54,25,000	28,15,250	23,37,500	29,68,750
Japan	.	..	..	..	34,194	..	..	..	..	75,773
TOTAL FOREIGN COUNTRIES	1,314,950	1,275,000	1,126,350	960,000	1,296,194	65,74,750	55,00,000	28,16,250	24,00,000	31,10,523
Share of Bengal	*1,814*	*1*	..	..	..	*7,960*	*50*	..	..	..
„ *Bombay*	..	..	*50*	..	..	..	..	*1,000*	..	..
„ *Madras*	*10*	..	..	..	..	*125*	..	..	..	..
„ *Burma*	*1,314,954*	*1,275,000*	*1,126,300*	*964,000*	*1,406,194*	*65,74,790*	*55,00,000*	*28,15,250*	*24,10,000*	*33,85,523*
TOTAL	1,316,978	1,275,001	1,126,350	964,000	1,406,194	65,82,875	55,00,050	28,16,250	24,10,000	33,85,523
Metals, unenumerated (III. L)—	Cwts.	Cwts.	Cwts.	Cwts.	Cwts.					
United Kingdom (*including* Channel Islands)	11,396	1,616	105	1,498	4,816	2,74,975	74,546	57,942	95,629	1,80,976
Aden and Dependencies	416	399	88	4	7	58,079	45,925	6,225	530	898
Bahrein Islands	155	60	19	4	..	27,850	7,175	2,390	600	..
Ceylon (*excluding* Maldives)	87	318	90	69	27	12,281	33,317	7,853	6,243	2,973
Straits Settlements	525	87	46	87	47	50,798	6,901	4,275	2,179	5,735
Hongkong	3	1	900	9	183	230	100	5,752	385	3,526
Union of South Africa	67	75	60	12	12	13,925	15,200	11,900	2,210	1,540
Zanzibar and Pemba	233	88	20	1	6	40,600	11,918	2,910	125	725
Kenya Colony	801	126	38	25	51	47,899	17,408	5,004	2,510	7,075

*Includes figures for mixed tin and wolfram concentrates.

No. 11—*continued*

ARTICLES, AND COUNTRIES OF FINAL DESTINATION; ALSO SHARE OF EACH PROVINCE	QUANTITY					VALUE				
	1929-30	1930-31	1931-32	1932-33	1933-34	1929-30	1930-31	1931-32	1932-33	1933-34
Metals and Ores—*continued*										
Metals unenumerated (III. L)—*continued*	Cwts.	Cwts.	Cwts.	Cwts.	Cwts.	R	R	R	R	R
Tanganyika Territory	206	200	31	7	5	29,762	28,875	4,450	1,000	680
Anglo-Egyptian Sudan	295	384	..	..	11	36,775	40,138	..	..	1,250
Mauritius and Dependencies	269	70	38	16	16	39,226	9,670	4,747	1,145	1,000
Fiji Islands	3,194	35	23	55	36	41,040	5,050	1,818	5,380	4,713
Other British Possessions	51	25	27	37	17	4,495	1,770	2,465	2,870	1,655
TOTAL BRITISH EMPIRE	17,893	3,439	895	1,818	5,234	6,78,375	2,95,300	1,18,761	1,21,748	7,12,000
Germany	73,535	67,003	64,283	69,120	69,182	8,26,730	6,81,817	7,72,477	8,14,642	9,03,000
Netherlands	..	1,701	820	600	..	..	50,016	14,760	7,000	..
Belgium	322	200	..	2,000	720	25,000	9,000	..	23,000	25,000
France	760	..	..	..	..	26,530	..	00 ..	..	..
Italy (*including* Fiume)	..	471	..	400	1,250	..	12,000	..	20,000	63,000
Maskat Territory and Trucial Oman	67	61	24	5	9	12,545	5,440	1,000	800	915
Other Native States in Arabia	788	501	36	43	22	1,35,000	83,526	6,819	4,674	2,403
Iraq	904	620	47	2	5	1,24,384	1,00,435	25,000	170	641
Persia	635	221	24	5	13	86,070	15,343	2,750	5-7	2,015
Siam	256	173	34	3	17	39,417	21,105	3,000	378	1,802
Japan	1	59	..	400	240	27	925	..	34,000	9,850
Portuguese East Africa	35	36	21	13	5	5,040	1,125	2,835	1,822	675
Other Foreign Countries	28	47	28	19	8	2,855	6,536	4,018	1,9	618
TOTAL FOREIGN COUNTRIES	77,281	71,185	65,317	72,610	71,481	12,76,719	10,07,321	8,42,809	9,14,101	10,11,971
Share of Bengal	*15,117*	*6,224*	*3,299*	*2,162*	*4,614*	*2,75,488*	*1,39,617*	*68,114*	*1,31,271*	*1,94,617*
" *Bombay*	*3,343*	*3,978*	*631*	*154*	*3,313*	*3,02,959*	*4,56,665*	*82,231*	*18,691*	*1,21,213*
" *Madras*	*414*	*48*	*2,043*	*108*	*68*	*47,050*	*30,530*	*91,469*	*13,717*	*6,077*
" *Burma*	*77,210*	*65,074*	*60,229*	*72,004*	*68,654*	*7,27,597*	*6,34,989*	*7,98,736*	*8,48,534*	*9,01,183*
TOTAL	96,174	74,624	66,202	74,428	76,715	19,53,094	13,02,711	9,61,660	10,15,902	12,23,090
Ores, unenumerated (II. F)—	Tons	Tons	Tons	Tons	Tons					
United Kingdom (*including* Channel Islands)	2,141	1,464	1,440	1,886	1,897	2,16,586	80,214	40,180	74,846	57,133
Commonwealth of Australia	350	350	..	350	20	6,562	6,562	..	6,562	1,000
TOTAL BRITISH EMPIRE	2,491	1,814	1,440	2,236	1,917	2,23,098	86,776	40,180	81,408	58,133
Germany	311	1,047	..	161	178	20,730	64,180	17	10,342	17,178
Netherlands	.	1,830	314	642	3,490	..	66,426	15,604	17,600	1,10,000
Belgium	2,144	3,136	507	60	1,950	75,064	1,12,850	13,211	2,130	61,200
France	5	..	280	317	180	500	20	13,032	13,640	5,644
Persia	3,750	..	..	..	..	70,311	..	..	..	..
Japan	196	619	953	803	1,025	3,718	18,11-	18,153	15,000	18,000
United States of America—										
Fm Atlantic Coast	208	618	724	572	978	7,280	21,636	21,754	13,128	42,675
" Pacific "	..	..	..	..	15	..	..	..	.	750
Other Foreign Countries	20	..	..	.	25	000	..	..	00	2,500
TOTAL FOREIGN COUNTRIES	6,624	7,249	2,608	2,515	7,446	1,78,403	2,77,807	81,571	82,013	2,70,347
Share of Bengal	*3,242*	*2,525*	*1,927*	*1,741*	*3,822*	*1,33,618*	*1,77,961*	*1,15,250*	*1,50,670*	*2,70,063*
" *Bombay*	*4,541*	*195*	*811*	*994*	*344*	*66,600*	*18,812*	*6,192*	*44,700*	*6,175*
" *Sind*	*1*	..	.	..	..	*160*	..	..	..	..
" *Madras*	..	*13*	..	*16*	*150*	..	*31,174*	..	*17,000*	*3,500*
" *Burma*	*731*	*336*	..	..	..	*1,11,273*	00, 00	..	..	
TOTAL	9,115	9,083	4,138	4,723	9,71	4,01,501	5,64,243	1,21,751	1,47,319	3,00,000
Total Metals—	Tons	Tons	Tons	Tons	Tons					
United Kingdom (*including* Channel Islands)	118,492	1,4,780	1,01,668	106,172	106,670	1,94,36,044	2,97,60,026	1,37,21,611	1,52,97,340	1,70,01,000
Gibraltar	6	3	5	4	2	11,000	7,812	13,250	11,150	7,000
Malta and Gozo	3	2	1	1	1	0,000	5,160	1,543	2,000	2,217
Aden and Dependencies	60	32	27	52	31	71,252	46,000	17,634	14,000	19,716
Bahrein Islands	18	10	2	2	2	31,170	0 000	6,300	1,500	910

No. 11—*continued*

ARTICLES, AND COUNTRIES OF FINAL DESTINATION; ALSO SHARE OF EACH PROVINCE	QUANTITY					VALUE				
	1929-30	1930-31	1931-32	1932-33	1933-34	1929-30	1930-31	1931-32	1932-33	1933-34
Metals and Ores—*continued*	Tons	Tons	Tons	Tons	Tons	R	R	R	R	R
Total Metals—continued										
Ceylon (*excluding* Maldives)	4,875	3,802	3,196	2,719	2,6[illegible]3	22,01,347	15,60,263	11,27,743	9,52,063	8,08,342
Straits Settlements	2,330	3,636	1,414	776	810	1,26,934	4,63,947	1,88,322	1,07,432	1,06,072
Federated Malay States	589	198	143	15	230	69,381	26,825	24,912	12,142	45,522
Hongkong	1,644	2,788	3,423	4,607	3,169	1,69,610	2,07,658	3,84,181	3,56,890	2,14,508
Union of South Africa	629	[illegible]41	102	104	368	1,06,222	52,124	29,356	8,880	29,268
Zanzibar and Pemba	34	24	23	17	9	63,306	27,617	17,675	11,700	8,400
Kenya Colony	43	35	19	18	12	88,803	41,385	21,733	14,182	18,636
Tanganyika Territory	24	17	10	10	9	54,235	41,845	18,752	5,838	6,035
Anglo-Egyptian Sudan	15	17	..	..	1	37,275	41,086	300	..	1,400
Mauritius and Dependencies	15	9	4	3	30	44,216	20,170	10,612	6,885	13,765
Seychelles	16	7	2	5	..	7,038	2,808	1,685	2,016	720
Canada—										
Via Atlantic Coast	19	15	5	1	..	75,878	46,820	16,344	3,094	443
„ Pacific „	5	2	154	..	1	18,873	5,842	17,847	1,130	1,838
British West India Islands (*excluding* Bahamas)	8	5	8	7	4	17,121	11,765	24,630	13,005	9,948
British Guiana	2	1	2	6	1	3,950	4,000	8,165	5,430	1,405
Commonwealth of Australia	12	5	..	1	..	37,306	12,844	1,253	2,784	1,386
New Zealand (*including* Nauru and W. Samoa)	16	9	2	1	1	49,008	24,279	4,445	2,585	1,821
Fiji Islands	205	3	4	5	5	56,625	5,157	8,024	8,799	8,82[illegible]
Other British Possessions	2	2	3	2	5	2,108	3,420	3,056	2,625	5,3[illegible]
TOTAL BRITISH EMPIRE	129,450	167,977	129,270	154,488	203,034	2,30,90,442	2,34,87,280	1,56,57,943	1,74,02,595	1,87,16,703
Latvia	146	..	..	..	..	6,524	..	..	..	..
Sweden	3,282	4,882	1,383	3,736	653	1,57,628	1,92,607	49,500	1,25,053	1[illegible],282
Norway	463	363	90	163	140	21,849	13,370	3,153	4,918	3,442
Germany	47,083	36,100	30,938	23,854	25,261	1,05,69,376	81,64,881	45,04,951	36,50,145	38,90,404
Netherlands	2,287	800	2,847	1,806	752	7,63,043	84,778	1,18,481	63,757	30,224
Belgium	70,780	75,389	62,106	48,055	62,131	88,21,302	68,42,554	34,17,760	24,25,690	30,21,067
France	1,200	1,100	6	1	3	43,836	27,491	9,841	5,029	4,731
Italy (*including* Fiume)	10,232	13,703	8,209	2,312	1,174	8,[illegible]2,516	11,32,392	10,80,302	2,32,112	92,9[illegible]7
Syria	16	2	1	3	4	14,373	3,925	3,700	3,330	9,[illegible]05
Maskat Territory and Trucial Oman	53	36	44	31	32	37,849	20,820	15,181	11,572	10,308
Other Native States in Arabia	107	73	14	40	15	3,14,275	1,90,438	27,701	69,717	17,733
Iraq	137	52	9	15	63	1,51,085	1,07,355	50,886	5,105	17,306
Persia	185	42	4	13	20	1,04,374	34,471	4,072	4,480	7,352
Java	235	105	233	429	435	1,32,995	1,06,616	83,010	62,730	62,014
Siam	14	522	3	2	2	31,440	43,907	5,618	1,005	2 827
French Indo China	..	10	1,010	..	..	..	463	35,340	..	..
China (*exclusive* of Hongkong and Macao)	12,[illegible]91	16,077	13,042	13,569	19,663	7,29,4[illegible]	8,45,79[illegible]	5,35,324	5,52,063	5,32,974
Japan	424,171	217,740	291,957	181,688	230,719	1,97,40,13[illegible]	98,13,[illegible]58	1,23,99,489	72,32,455	84,18,951
Egypt	452	832	643	509	1,646	33,375	36,1[illegible]4	25,916	24,453	4[illegible],724
Portuguese East Africa	84	64	11	80	409	30,[illegible]95	27,029	19,020	16,018	94,057
Italian East Africa (Somaliland and Eritrea)	7	6	7	13	10	6,34[illegible]	8,801	4,163	8,124	[illegible],190
French Somaliland	3	1	..	..	..	5,640	2,67[illegible]	695	3,50	270
United States of America—										
Via Atlantic Coast	68,829	9[illegible],4[illegible]3	44,[illegible]25	31,48[illegible]	57,102	31,41,246	37,8[illegible],614	15,76,880	10,61,4[illegible]	12,06,783
„ Pacific „	17,252	8,70[illegible]	6,451	1,077	4,177	8,12,351	1,65,269	2,24,918	41,8[illegible]	6[illegible],439
Mexico	503	..	..	..	..	22,946	..	..	..	..

No. 11—*continued*

ARTICLES, AND COUNTRIES OF FINAL DESTINATION; ALSO SHARE OF EACH PROVINCE	QUANTITY					VALUE				
	1929-30	1930-31	1931-32	1932-33	1933-34	1929-30	1930-31	1931-32	1932-33	1933-34
Metals and Ores—*continued*										
***Total Metals*—concluded**	Tons	Tons	Tons	Tons	Tons	R	R	R	R	R
Argentine Republic (*including* the Atlantic Coast of Patagonia)	8,899	7,125	910	3,658	2,870	4,07,731	2,90,764	31,874	1,22,562	1,01,?
Chile (*including* the Pacific Coast of Patagonia)	1,560	1,154	346	313	616	70,829	45,768	12,116	10,949	13,8?0
Panama	1	..	2	..	1	3,850	4,0	5,450	..	2,?70
Hawaii	516	203	253	103	308	25,?77	10,948	10,070	4,?80	13,178
Other Foreign Countries	101	287	58	44	116	25,757	30,453	13,721	20,274	2?,?46
TOTAL FOREIGN COUNTRIES	680,217	487,026	465,102	313,901	468,608	4,70,79,717	3,17,47,619	2,44,11,918	1,57,46,?05	1,77,01,?56
Share of Bengal	*641,859*	*497,173*	*485,459*	*334,358*	*494,925*	*3,01,31,846*	*1,99,71,197*	*1,86,38,510*	*1,18,77,?26*	*1,?9,31,611*
" *Bombay*	*1,949*	*678*	*230*	*318*	*681*	*18,09,?46*	*9,80,887*	*3,74,?48*	*3,13,?94*	*3,?8,?42*
" *Sind*	*1*	*8*	*3*	*2*	*5*	*1,359*	*82,162*	*1,?42*	*1,94?*	*477*
" *Madras*	*6,544*	*230*	*290*	*6,359*	*19,123*	*6,80,?73*	*3,?2,?87*	*3,81,?58*	*3,56,497*	*6,46,?68*
" *Burma*	*168,016*	*156,926*	*138,399*	*77,354*	*154,961*	*3,?8,86,933*	*3,39,48,?99*	*2,36,56,?83*	*?,06,61,?30*	*3,?8,?,?,?*
TOTAL	818,607	655,003	594,381	468,389	671,612	7,01,70,189	5,52,29,?05	3,99,88,?86	3,32,0?,647	3,61,?0,?66
***Total Ores*—**										
United Kingdom (*including* Channel Islands)	Tons 298,488	Tons 121,?01	Tons 62,554	Tons 66,754	Tons 130,?06	1,35,67,?44	1,00,36,581	75,07,112	67,??,?73	9?,??,?4?
Gibraltar	1,000	2,000	..	..	..	30,000	48,?00	..	..	..
Ceylon (*excluding* Maldives)	..	..	..	..	150	..	..	..	..	1,?4,?1?
Straits Settlements	2,?08	1,?05	2,241	2,483	3,?01	37,64,240	21,74,479	23,14,1?3	28,02,?01	55,?7,?10
Canada—										
Vid Atlantic Coast	..	3,?60	..	..	..	..	84,?20	..	?	..
" Pacific "	..	..	100	1,000	?00	..	..	3,?00	??,???	7,?10
Commonwealth of Australia	4,450	350	..	350	20	1,19,312	6,?62	..	6,?62	1,??0
TOTAL BRITISH EMPIRE	306,146	129,?66	64,895	70,587	133,?77	1,76,80,?96	1,23,?7,?92	98,?4,?06	96,?3,?36	1,47,?1,1?8
U. S. S. R.—										
Northern	1,?29	..	..	..	..	60,654	..	..	10	..
Sweden	?00	2,500	..	..	25	8,?00	7,?0?	..	..	??,?4?
Norway	2,?00	9,?60	3,?10	3,043	8,?01	56,?,??	3,?2,??0	??,???	91,?40	2,?7,?16
Germany	30,?14	?,?00	6,?76	?,?26	4,?86	14,55,?38	10,11,?,?	5,?1,1?4	2,16,??	3,?0,?12
Netherlands	31,?50	13,?39	2,?64	4,?48	?,???	9,?4,112	4,6?,?16	1,19,??4	1,??,1??	1,?7,?1?
Belgium	184,?73	??,?10	37,?59	??,?08	??,?,?	?1,16,?81	??,61,?13	19,14,?4?	9,?4,?09	?,??,?81
France	227,?86	191,?71	82,?45	76,?26	??,?11	?3,?8,1??	?0,?? ?26	18,?,?32	17,49,?67	1?,?,?17
Italy (*including* Fiume)	?,?16	2,1??	1??	?60	4??	1,?3,?2?	?4,?1?	?,??	??,?7?	1?,?4?
Hungary	..	?,?00	..	..	..	..	?,?5,?8?	..	..	..
Czechoslovakia	..	1,?00	..	..	..	..	? ?8?	..	..	..
Persia	?,?50	..	..	..	..	?0,?11	..	..	..	..
Japan	15,?77	?,?10	?,?19	??,?54	??,?4?	?,?7,111	1,?? ?56	1,?5,?81	?,?7,1??	1?,??,?1?
United States of America—										
Vid Atlantic Coast	??,?34	?6,?18	??,?44	1 ???	1,1?4	18,?3,?98	16,??,?41	?,??,?54	?1,?7,?	?,1?,?4?
" Pacific "	..	?5?	..	..	1?	..	1?,???	..	..	?,??
Other Foreign Countries	..	..	..	..	..	..	..	?5	??	..
TOTAL FOREIGN COUNTRIES	??6,?72	??,?18	1??,??7	1?6,?5?	1?0,?45	1,?7,?4,?79	1,?8,1?,?1?	49,1?,?41	??,??,?84	?,??,?1?
Share of Bengal	*?55,?31*	*?1?,?31*	*1??,?11*	*1??,?16*	*?18,?17*	*1,?9,?8,?19*	*??,?6,?14*	*??,?6,?61*	*??,?6,?18*	*?,??,?16*
" *Bombay*	*?6?,?47*	*?46,?12*	*6?,?00*	*?7,?11*	*6?,?69*	*??,?7,?91*	*?0,11,?? ?*	*11,?7,?5?*	*?,?6,?? ?*	*??,?,?,?*
" *Sind*	*?,?91*	*?1,?29*	*?,?45*	*?,?1?*	*?1,?51*	*?,?7,?50*	*?,?0,?75*	*1,?1,?5?*	*?,?1,?? ?*	*?,??,?5?*
" *Madras*	*??,?58*	*1?,??1*	*6,?00*	*??,?02*	*?1,?29*	*6,?4,?06*	*6,10,?77*	*1,?1,?6?*	*6,?,?2*	*?,??,?78*
" *Burma*	*?6,?74*	*?,?57*	*6,?16*	*?,?16*	*?,?45*	*?1,?7,?24*	*?,?2,?7?*	*??,?7,?53*	*?,??,?,?*	*?,??,?,?*
TOTAL	?1?,?17?	?27,?16	?24,?02	227,?07	?,??,?2	?,??,?,?46	?,61,?6,?7?	1,?7,?,?29	?,??,?,?4?	?,??,?,??

No. 11—*continued*

ARTICLES, AND COUNTRIES OF FINAL DESTINATION; ALSO SHARE OF EACH PROVINCE	QUANTITY					VALUE				
	1929-30	1930-31	1931-32	1932-33	1933-34	1929-30	1930-31	1931-32	1932-33	1933-34
Metals and Ores—*continued*						R	R	R	R	R
Total Metals and Ores—	Tons	Tons	Tons	Tons	Tons					
United Kingdom (*including* Channel Islands)	417,380	278,631	183,222	212,886	325,876	3,30,03,108	3,07,87,157	2,12,28,723	2,26,96,319	2,61,38,995
Gibraltar	1,004	2,003	5	4	2	44,650	55,622	13,350	11,150	7,885
Malta and Gozo	3	2	1	1	1	6,900	5,150	1,583	2,000	2,217
Aden and Dependencies	50	36	27	52	33	71,232	55,068	17,634	18,060	19,216
Bahrein Islands	18	10	2	2	2	32,170	9,968	4,330	1,550	910
Ceylon (*excluding* Maldives)	4,875	3,802	3,108	2,710	2,803	22,01,347	15,60,203	11,27,743	9,52,003	9,86,591
Straits Settlements	4,588	5,501	3,655	3,259	3,820	41,90,574	26,32,420	25,02,505	29,10,133	56,34,412
Federated Malay States	589	198	143	16	230	69,381	26,825	24,912	17,142	45,522
Hongkong	1,044	2,788	3,423	4,607	3,109	1,69,610	2,67,658	3,84,181	3,56,890	2,14,508
Union of South Africa	629	511	162	104	368	1,06,222	52,124	29,356	8,880	29,268
Zanzibar and Pemba	34	24	23	17	9	53,300	37,617	17,675	11,700	8,490
Kenya Colony	43	35	19	18	12	88,803	41,385	21,733	14,182	18,536
Tanganyika Territory	24	17	10	10	9	54,236	41,845	13,752	5,888	6,035
Anglo-Egyptian Sudan	15	17	..	..	1	37,275	41,086	300	..	1 400
Mauritius and Dependencies	15	9	4	3	30	44,216	20,170	10,612	6,385	13,765
Seychelles	16	7	2	5	..	7,938	2,808	1,635	2,016	720
Canada—										
Atlantic Coast	19	3,275	5	1	..	75,878	1,34,840	10,344	3,094	443
„ Pacific „	5	2	254	1,000	401	18,873	5,842	20,847	10,130	9,038
British West India Islands (*excluding* Bahamas)	8	5	8	7	4	17,121	11,765	24,630	13,905	9,048
British Guiana	2	1	2	6	1	8,950	4,000	3,165	5,439	1,405
Commonwealth of Australia	4,402	855	..	351	20	1,56,708	19,4 66	1,253	9,346	2,546
New Zealand	16	9	2	1	1	49,008	24,279	4,445	2,585	1,821
Fiji Islands	205	3	4	5	5	56,625	5,158	8,024	8,799	8,827
Other British Possessions	2	2	3	2	5	2,108	3,420	3,660	2,625	5,352
TOTAL BRITISH EMPIRE	485,596	297,243	194,174	228,075	336,811	4,05,71,288	3,58,44,881	2,54,82,438	2,70,85,831	3,34,67,850
U. S. S. R.—										
Northern	1,838	..	..	..	..	60,654	..	..	10	..
Latvia	140	..	..	..	..	6,524	..	..	..	..
Sweden	3,582	7,382	1,383	3,735	078	1,65,828	2,67,607	49,500	1,25,953	41,58
Norway	2,763	9,023	3,500	3,206	8,011	78,149	3,16,149	96,153	96,108	2,50,83
Germany	78,027	56,480	37,014	28,580	29,850	1,20,24,409	91,79,701	51,28,105	38,46,743	41,90,876
Netherlands	36,637	14,220	5,811	6,054	7,752	17,41,105	5,51,602	2,24,210	1,93,107	2,26 900
Belgium	265,309	160,399	99,765	82,953	84,786	1,39,40,983	69,83,567	47,34,349	34,19,699	36,13,147
France	228,046	193,971	82,951	76,327	62,234	56,17,031	50,95,817	18,58,573	17,54,606	11,01 54
Italy (*including* Fiume)	24,248	15,792	8,309	3,272	1,879	10,25,736	12,01,092	10,33,302	2,98,690	1,06,387
Hungary	..	3,600	..	..	..	..	2,55,000	..	10	..
Czechoslovakia	..	1,500	..	..	..	..	45,000	..	..	..
Syria	16	2	1	3	4	14,373	3,925	3,700	8,380	9,505
Muskat Territory and Trucial Oman	53	36	44	34	32	37,849	20,529	15,181	11,572	10 308
Other Native States in Arabia	107	73	14	40	15	3,14,275	1,90,438	27,791	60,717	17,733
Java	3,935	42	4	13	20	1,74,685	34,471	4,072	4,480	7,132
Iraq	187	52	9	15	03	1,51,085	1,07,355	50,886	5,105	17,306
Java	215	195	333	429	435	1,38,995	1,06,616	83,010	62,730	42,914
Siam	14	522	3	2	2	31,440	43,907	5,638	1,995	2,827
French India China	..	10	1,010	..	..	..	463	35,365	..	..
China (exclusive of Hongkong and Macao)	12,301	18,077	13,042	13,569	10,063	7,29,438	8,45,735	5,35,324	5,52,063	5,32 974
Japan	459,948	224,960	299,176	213,812	354,562	2,01,17,245	99,97,514	1,25,44,640	79,19,585	95,17,766
Egypt	452	332	643	509	1,646	23,375	36,194	25,916	24,453	45,724
Portuguese East Africa	84	64	11	80	400	30,895	25,029	10,020	16,018	94,057
Italian East Africa (Somaliland and Eritrea)	7	6	7	13	10	6,345	8,800	4,163	8,144	3,490
French Somaliland	3	1	..	..	..	5,640	2,675	695	350	270
United States of America— Atlantic Coast	128,067	158,701	73,369	33,150	58,536	50,17,026	54,78,505	24,42,934	11,12,957	13,65,843
„ Pacific „	17,252	9 156	6,451	1,077	4,192	8,12,351	3,83,269	2,39,438	41,868	97,1 9

No. 11—*continued*

ARTICLES, AND COUNTRIES OF FINAL DESTINATION; ALSO SHARE OF EACH PROVINCE	QUANTITY					VALUE				
	1929-30	1930-31	1931-32	1932-33	1933-34	1929-30	1930-31	1931-32	1932-33	1933-34
Metals and Ores—*concluded*						R	R	R	R	R
Total Metals and Ores—continued	Tons	Tons	Tons	Tons	Tons					
Mexico	505	..	..	..	..	21,946	..	..	..	
Argentine Republic (*including* the Atlantic Coast of Patagonia)	8,399	7,125	410	3,[illegible]56	2,670	4,06,781	2,90,551	31,[illegible]76	1,22,[illegible]43	66,2[illegible]7
Chile (*including* the Pacific Coast of Patagonia)	1,500	1,154	346	313	604	70,[illegible]29	45,766	12,116	10,946	[illegible]9
Panama	1	..	2	2	1	3,550	430	3,450	6,000	[illegible]70
Hawaii	516	203	253	103	503	26,077	10,946	10,070	4,[illegible]00	13,171
Other Foreign Countries	5	287	8	42	116	2[illegible],3[illegible]7	29,453	1[illegible],[illegible]21	16,244	15,[illegible]24
TOTAL FOREIGN COUNTRIES	1,265,429	8,85,374	634,709	670,321	6[illegible],303	6,28,21,316	4,35,59,113	2,07,[illegible]7,[illegible]06	1,[illegible]1,[illegible]36	2,14,04,[illegible]90
Share of Bengal	*1,090,590*	*743,104*	*610,379*	*531,291*	*64[illegible],[illegible]10*	*4,30,79,054*	*2,71,66,[illegible]21*	*1,90,91,[illegible]78*	*1,59,[illegible]1,[illegible]42*	*1 [illegible],60,[illegible]92*
„ *Bombay*	*381,396*	*246,790*	*62,530*	*47,367*	*61,129*	*1,17,[illegible]7,647*	*79,[illegible]4,[illegible]76*	*17,[illegible]7,[illegible]75*	*18,[illegible],[illegible]10*	*20,[illegible]1,[illegible]53*
„ *Sind*	*9,402*	*11,034*	*4,048*	*6,525*	*11,6[illegible]6*	*2,[illegible],[illegible]09*	*3,[illegible],[illegible]37*	*1,28,[illegible]18*	*1,[illegible]3,[illegible]1[illegible]*	*2,[illegible],[illegible]16*
„ *Madras*	*32,703*	*18,[illegible]11*	*6,290*	*27,662*	*91,[illegible]12*	*11,[illegible]6,[illegible]78*	*7,[illegible]3,[illegible]34*	*6,[illegible]4,[illegible]67*	*8,[illegible],[illegible]8[illegible]*	*[illegible]1,[illegible]1,[illegible]58*
„ *Burma*	*195,754*	*183,[illegible]61*	*145,[illegible]18*	*83,[illegible]48*	*164,[illegible]96*	*1,[illegible]1,[illegible],[illegible]66*	*6,[illegible]1,[illegible],[illegible]78*	*3,[illegible]3,[illegible],[illegible]18*	*1,[illegible]6,[illegible],[illegible]61*	*1,[illegible]7,[illegible],[illegible]97*
TOTAL	1,690,845	1,182,617	828,883	695,796	976,[illegible]64	10,[illegible]3,[illegible],[illegible]40	7,[illegible]4,[illegible],[illegible]96	5,[illegible]7,[illegible],[illegible]34	4,[illegible],[illegible],[illegible]27	[illegible],[illegible],[illegible],[illegible]6[illegible]
Mica (II, 8)—										
In blocks—	Cwts.	Cwts.	Cwts.	Cwts.	Cwts.					
United Kingdom (*including* Channel Islands)	8,967	8,247	5,189	4,390	5,631	21,38,195	15,[illegible],472	9,23,[illegible]63	9,[illegible],936	[illegible],[illegible],970
Canada—										
Via Atlantic Coast	21	36	8	1	4	4,[illegible]66	9,[illegible]01	3,[illegible]67	425	1,[illegible]00
Commonwealth of Australia	7	30	1	16	8	5,000	17,[illegible]76	3[illegible]0	8,[illegible]86	3,[illegible]25
Other British Possessions	1	2	1	..	..	700	1,[illegible]60	[illegible]54	[illegible]60	..
TOTAL BRITISH EMPIRE	8,996	8,315	5,199	4,407	[illegible],[illegible]3[illegible]	21,[illegible],[illegible]46	15,[illegible],[illegible]99	9,[illegible],[illegible]04	9,[illegible],[illegible]96	15,[illegible],[illegible]96
Germany	915	515	91	480	716	1,61,[illegible]50	79,[illegible]39	[illegible]0,[illegible]83	94,[illegible]60	[illegible],[illegible],[illegible]11
Netherlands	..	66	..	1	2	..	[illegible]4,[illegible]28	..	[illegible]60	[illegible]70
Belgium	116	1	7	57	90	6,[illegible]23	[illegible]00	[illegible],[illegible]66	[illegible]7,[illegible]74	[illegible]4,[illegible]13
France	1,[illegible]96	707	184	202	[illegible]02	[illegible],[illegible],[illegible]32	1,[illegible],[illegible]64	[illegible]9,[illegible]26	[illegible],[illegible]70	[illegible],[illegible]48
Italy (*including* Fiume)	642	277	201	403	670	[illegible]6,[illegible]62	[illegible]4,[illegible]04	[illegible]3,[illegible]31	[illegible]3,[illegible]76	[illegible]1,[illegible]18
Japan	576	720	895	936	874	1,[illegible],[illegible]09	1,[illegible],[illegible]68	1,[illegible]7,[illegible]34	[illegible],[illegible],[illegible]63	1,[illegible]1,[illegible]23
United States of America—										
Via Atlantic Coast	6,[illegible]84	1,[illegible]48	1,[illegible]11	1,[illegible]13	[illegible],[illegible]68	[illegible]6,[illegible],[illegible]82	[illegible],[illegible],[illegible]24	1,[illegible],[illegible]12	[illegible],[illegible],[illegible]97	[illegible],[illegible],[illegible]16
Other Foreign Countries	3	22	..	20	5	3,700	4,710	..	3,[illegible]00	1,[illegible]00
TOTAL FOREIGN COUNTRIES	9,032	3,949	2,489	3,782	7,913	[illegible]1,[illegible],[illegible]28	[illegible],[illegible]1,[illegible]11	4,[illegible],[illegible]61	[illegible],[illegible]00	[illegible],[illegible],[illegible]01
Share of Bengal	*[illegible]3,[illegible]24*	*[illegible],[illegible]63*	*[illegible],[illegible]48*	*[illegible],[illegible]67*	*[illegible]3,[illegible]83*	*[illegible]0,[illegible],[illegible]18*	*[illegible]7,[illegible]6,[illegible]91*	*[illegible],[illegible]8,[illegible]69*	*[illegible]3,[illegible],[illegible]35*	*[illegible]9,[illegible]0,[illegible]14*
„ *Bombay*	..	*[illegible]8*	*[illegible]2*	..	..	..	*[illegible],[illegible]13*	*[illegible],[illegible]00*	..	..
„ *Madras*	*[illegible],[illegible]04*	*[illegible],[illegible]73*	*[illegible],[illegible]28*	*[illegible],[illegible]22*	*[illegible],[illegible]23*	*[illegible]3,[illegible]3,[illegible]76*	*[illegible],[illegible],[illegible]94*	*[illegible],[illegible]8,[illegible]16*	*[illegible],[illegible],[illegible]76*	*[illegible],[illegible],[illegible]42*
TOTAL	[illegible]6,[illegible]28	[illegible]2,[illegible]24	7,[illegible]88	[illegible],[illegible]89	[illegible]8,[illegible]46	[illegible]2,[illegible]6,[illegible]08	[illegible]2,[illegible]5,[illegible]10	[illegible]3,[illegible]0,[illegible]85	[illegible]6,[illegible]-8,[illegible]06	[illegible]5,[illegible]1,[illegible]08
In splinters—	Cwts.	Cwts.	Cwts.	Cwts.	Cwts.					
United Kingdom (*including* Channel Islands)	33,170	26,026	19,073	14,039	15,[illegible]8	[illegible]1,[illegible]1,[illegible]47	19,[illegible]7,[illegible]86	13,[illegible]2,[illegible]83	[illegible],[illegible]6,[illegible]11[illegible]	[illegible],[illegible]8,[illegible]..[illegible]4
Canada—										
Via Atlantic Coast	918	434	709	201	[illegible] 311	[illegible],[illegible]6,[illegible]84	[illegible]7,[illegible]84	1,[illegible],[illegible]87	[illegible],[illegible]82	[illegible]3,[illegible]4[illegible]
Other British Possessions	1,403	825	606	[illegible]85	19	[illegible],[illegible]75	[illegible],[illegible]85	1,[illegible]00	[illegible],[illegible]21	1,[illegible]70
TOTAL BRITISH EMPIRE	35,486	27,[illegible]85	20,[illegible]87	14,[illegible]45	16,[illegible]83	23,[illegible],[illegible]77	20,[illegible],[illegible]40	13,[illegible],[illegible]70	[illegible],[illegible],[illegible]21	[illegible],[illegible],[illegible]3
Sweden	..	[illegible]3	[illegible]0	..	[illegible]	..	[illegible],[illegible]82	1,[illegible]35	..	[illegible],[illegible]70
Germany	10,[illegible]64	[illegible],[illegible]08	[illegible],[illegible]66	[illegible],[illegible]18	[illegible],[illegible]43	[illegible],[illegible],[illegible]39	[illegible],[illegible]03	1,[illegible],[illegible]06	1,[illegible],[illegible]..[illegible]4	[illegible],[illegible],[illegible]18
Netherlands	[illegible]45	[illegible]24	[illegible]41	[illegible]01	[illegible]97	[illegible],[illegible]60	[illegible],[illegible]..[illegible]	[illegible],[illegible]44	[illegible],[illegible]..[illegible]	[illegible],[illegible]15
Belgium	[illegible],[illegible]25	1,[illegible]14	1,[illegible]31	[illegible]40	[illegible]91	[illegible],[illegible],[illegible]97	[illegible],[illegible]..[illegible]	[illegible],[illegible],[illegible]71	[illegible],[illegible]..[illegible]	[illegible],[illegible],[illegible]40
France	7,[illegible]53	[illegible],[illegible]86	[illegible],[illegible]63	[illegible]16	[illegible]79	1,[illegible],[illegible]60	1,[illegible],[illegible]76	[illegible],[illegible],[illegible]63	[illegible],[illegible]..[illegible]	[illegible],[illegible],[illegible]68
Italy (*including* Fiume)	[illegible]49	1,[illegible]53	[illegible],[illegible]93	[illegible]48	1,[illegible]..[illegible]8	[illegible],[illegible]66	1,[illegible],[illegible]63	[illegible],[illegible],[illegible]06	[illegible],[illegible]..[illegible]71	[illegible],[illegible],[illegible]37
Austria	..	[illegible]40	..	..	..	..	[illegible],[illegible]..[illegible]8	..	..	..

No. 11—*continued*

ARTICLES, AND COUNTRIES OF FINAL DESTINATION; ALSO SHARE OF EACH PROVINCE	QUANTITY					VALUE				
	1929-30	1930-31	1931-32	1932-33	1933-34	1929-30	1930-31	1931-32	1932-33	1933-34
						R	R	R	R	R
Mica (II. B)—*continued*										
In Splittings—*continued*	Cwts.	Cwts.	Cwts.	Cwts.	Cwts.					
Japan	2,598	2,440	3,158	3,272	3,230	1,45,607	61,067	67,030	84,067	1,15,937
United States of America—Vid Atlantic Coast	36,242	19,135	12,001	6,258	21,368	27,40,481	15,54,888	6,20,374	2,39,037	5,07,766
Other Foreign Countries	..	..	..	20	..	..	..	..	2,508	..
TOTAL FOREIGN COUNTRIES	60,226	34,519	25,403	17,612	33,009	36,91,597	23,16,742	12,42,048	6,36,265	10,36,695
Share of Bengal	*89,292*	*54,303*	*40,660*	*27,887*	*43,574*	*55,36,037*	*38,31,195*	*22,33,562*	*12,45,730*	*16,48,418*
„ *Bombay*	*2*	*590*	*3*	..	..	*718*	*66,030*	*620*	..	..
„ *Madras*	*6,418*	*6,911*	*5,017*	*4,390*	*5,698*	*5,04,019*	*4,66,126*	*3,46,450*	*2,77,866*	*2,82,210*
TOTAL	95,712	61,804	45,680	32,277	49,172	60,40,774	43,63,401	25,85,638	15,23,596	19,30,628
TOTAL MICA—	Cwts.	Cwts.	Cwts.	Cwts.	Cwts.					
United Kingdom (*including* Channel Islands)	42,137	34,278	24,202	18,429	24,454	42,59,442	34,63,058	21,55,196	18,07,054	24,37,704
Canada—Vid Atlantic Coast	934	470	717	202	315	2,30,008	96,689	1,13,544	20,087	34,730
Commonwealth of Australia	1,409	855	406	441	27	7,750	19,361	1,400	11,237	4,895
Other British Possessions	2	2	1	..	..	725	1,950	154	859	..
TOTAL BRITISH EMPIRE	44,482	35,600	25,386	19,072	24,796	44,97,925	35,81,058	22,70,294	18,48,237	24,77,428
Sweden	..	50	40	20	45	..	7,050	1,125	3,300	5,420
Germany	11,770	5,018	3,057	5,008	6,159	6,47,189	3,83,132	1,92,789	2,67,104	3,55,322
Netherlands	405	389	341	502	209	18,060	32,598	12,644	16,228	8,813
Belgium	2,341	1,215	1,038	537	881	1,03,220	89,055	83,406	50,606	62,762
France	8,579	5,695	2,647	1,018	1,071	4,29,701	2,84,642	72,979	97,317	96,590
Italy (*including* Fiume)	1,191	1,410	2,704	1,051	1,725	1,55,306	1,89,437	3,27,837	1,42,947	1,60,340
Austria	..	140	..	..	..	..	15,680	..	..	..
Japan	3,174	3,160	4,053	4,268	4,104	2,81,496	2,26,925	2,05,678	2,84,430	2,56,959
United States of America—Vid Atlantic Coast	42,626	20,777	13,112	7,381	26,630	41,71,103	19,46,812	7,09,986	4,30,034	10,48,580
Other Foreign Countries	8	8	..	20	5	3,700	2,522	..	2,508	1,506
TOTAL FOREIGN COUNTRIES	70,158	38,468	27,982	21,304	40,922	58,00,835	31,77,853	16,65,529	13,04,164	19,96,280
Share of Bengal	*102,116*	*62,308*	*46,108*	*34,354*	*55,697*	*55,89,847*	*55,97,896*	*31,76,731*	*26,03,465*	*35,58,362*
„ *Bombay*	*2*	*618*	*15*	..	..	*718*	*67,395*	*2,220*	..	..
„ *Madras*	*12,522*	*11,084*	*7,245*	*6,112*	*10,021*	*17,17,195*	*10,93,620*	*7,56,572*	*5,48,236*	*9,14,852*
TOTAL	114,640	74,068	53,368	40,466	65,718	1,03,07,760	67,58,911	39,35,823	31,52,401	44,73,714
Monazite (II. B)—	Tons	Tons	Tons	Tons	Tons					
TOTAL FOREIGN COUNTRIES	212	..	..	..	..	25,446	..	..	..	..
Share of Madras	*212*	..	..	..	..	*25,446*	..	..	..	..
Oils—	Gals.	Gals.	Gals.	Gals.	Gals.					
Animal (II. G)—										
TOTAL BRITISH EMPIRE	1,097	841	512	134	5,992	3,583	2,230	1,270	225	3,240
TOTAL FOREIGN COUNTRIES	2,314	37	..	..	24	3,846	50	..	..	38
Share of Bombay	*14*	*13*	*43*	..	*32*	*70*	*225*	*17*	..	*71*
„ *Sind*	*2,712*	*17*	..	..	*24*	*4,646*	*50*	..		*31*
„ *Madras*	*685*	*796*	*464*	*134*	*5,960*	*2,713*	*2,005*	*1,100*	*225*	*3,176*
TOTAL	3,411	878	512	134	6,016	7,429	2,280	1,270	225	3,284

No. 41—*continued*

ARTICLES, AND COUNTRIES OF FINAL DESTINATION; ALSO SHARE OF EACH PROVINCE	QUANTITY					VALUE				
	1929-30	1930-31	1931-32	1932-33	1933-34	1929-30	1930-31	1931-32	1932-33	1933-34
Oils—*continued*						Rs	Rs	Rs	Rs	Rs
Essential—										
LEMON GRASS OIL (H. G)—	Gals.	Gals.	Gals.	Gals.	Gals.					
United Kingdom (*including* Channel Islands)	13,490	4,986	11,118	10,564	14,075	1,83,040	61,181	1,06,710	99,132	1,61,533
Ceylon (*excluding* Maldives)	2,484	1,860	1,117	3,301	748	31,020	26,490	11,068	32,930	7,346
Other British Possessions	50	481	200	..	150	750	6,700	1,775	..	1,950
TOTAL BRITISH EMPIRE	16,024	7,327	12,435	13,865	14,973	2,14,880	96,381	1,20,541	1,32,077	1,70,729
Germany	11,805	5,019	4,897	3,086	3,159	1,52,962	69,658	46,327	30,101	37,053
Netherlands	3,184	571	3,542	2,611	720	43,904	7,800	34,728	25,704	9,882
Belgium	1,636	534	36	580	62	21,674	7,304	360	5,840	818
France	10,756	12,576	10,997	2,772	5,240	2,33,432	1,72,094	1,10,218	26,906	68,868
Italy (*including* Fiume)	1,796	702	1,657	1,747	1,608	28,804	9,804	18,212	19,952	23,620
Japan	4,818	786	2,726	1,573	249	61,846	9,653	21,858	15,484	2,468
United States of America—										
Via Atlantic Coast	21,524	11,703	14,380	16,726	19,720	2,97,748	1,53,096	1,36,317	1,63,382	2,31,028
Other Foreign Countries	..	..	..	136	136	..	..	..	1,160	1,160
TOTAL FOREIGN COUNTRIES	60,519	32,031	38,235	20,238	30,448	8,38,567	4,30,768	3,60,084	3,88,660	4,19,127
Share of Madras	*76,543*	*39,358*	*50,670*	*43,098*	*45,416*	*10,53,447*	*5,27,149*	*4,80,625*	*4,17,748*	*5,89,914*
SANDALWOOD OIL (H. G) —	Gals.	Gals.	Gals.	Gals.	Gals.					
United Kingdom (*including* Channel Islands)	5,065	1,064	4,542	3,046	5,230	7,54,350	1,65,[illegible]	[illegible]	3,53,206	6,51,923
Hongkong	174	67	139	..	83	4,485	1,840	[illegible]	..	7,000
Anglo-Egyptian Sudan	223	387	193	312	314	38,616	41,280	[illegible]	33,088	26,170
Other British Possessions	27	26	25	199	41	4,177	3,610	3,793	5,860	5,968
TOTAL BRITISH EMPIRE	5,489	1,564	4,899	3,557	5,694	8,01,627	2,14,840	[illegible]	3,92,454	6,51,061
Germany	1,424	417	500	..	50	2,18,166	64,920	[illegible]	..	5,936
France	6,088	4,516	2,622	..	..	10,26,268	6,83,701	4,01,221	..	..
Siam	..	..	224	..	..	..	..	14,000	..	..
China (*exclusive* of Hong Kong and Macao)	..	..	80	56	93	..	..	11,270	8,625	12,562
Japan	1,937	2,043	4,235	2,609	2,294	2,82,645	3,02,460	5,46,251	3,44,[illegible]	3,43,987
Egypt	30	11	..	42	61	7,400	1,650	..	3,[illegible]	[illegible]
United States of America— Via Atlantic Coast	..	170	92	..	..	..	18,[illegible]	11,250	..	..
Other Foreign Countries	..	3	37	8	..	..	400	3,770	2,[illegible]	..
TOTAL FOREIGN COUNTRIES	9,499	7,160	7,780	2,710	2,498	16,34,479	10,68,367	10,[illegible]	3,54,[illegible]	3,69,615
Share of Bengal	*1*	..	*9*	*3*	..	*185*	..	*1,[illegible]*	*2[illegible]*	..
,, *Bombay*	*14,221*	*8,247*	*11,091*	*6,212*	*7,144*	*[illegible],35,159*	*13,35,543*	*[illegible],16*	*7,11,10[illegible]*	*7,[illegible]*
,, *Madras*	*766*	*477*	*1,179*	*33*	*1,918*	*1,00,742*	*47,630*	*1,38,[illegible]*	*1,0[illegible]*	*1,[illegible]*
TOTAL	14,988	8,724	12,279	6,247	9,192	[illegible]	[illegible]	[illegible]	[illegible]	[illegible]
GINGER GRASS OIL (H. G)—	Gals.	Gals.	Gals.	Gals.	Gals.					
United Kingdom (*including* Channel Islands)	355	1[illegible]8	[illegible]20	[illegible]3	[illegible]8	[illegible]7,[illegible]7	[illegible],[illegible]6	[illegible]0,[illegible]3	[illegible],[illegible]0	[illegible],[illegible]0
Ceylon (*excluding* Maldives)	[illegible]20	..	..	..	..	[illegible]3,[illegible]8	..	..	..	..
Anglo-Egyptian Sudan	..	..	..	..	[illegible]6	..	..	..	..	[illegible]
TOTAL BRITISH EMPIRE	[illegible]75	183	[illegible]20	73	[illegible]27	[illegible]1,[illegible]5	[illegible],[illegible]6	[illegible]0,[illegible]3	[illegible],[illegible]2	[illegible],[illegible]0
TOTAL FOREIGN COUNTRIES	139	56	[illegible]2	[illegible]9	..	[illegible],[illegible]2	[illegible]15	[illegible],[illegible]2	[illegible],[illegible]2	..

No. 11—*continued*

ARTICLES, AND COUNTRIES OF FINAL DESTINATION; ALSO SHARE OF EACH PROVINCE	QUANTITY					VALUE				
	1929-30	1930-31	1931-32	1932-33	1933-34	1929-30	1930-31	1931-32	1932-33	1933-34
Oils—*continued*										
Essential—continued						R	R	R	R	R
GINGER GRASS OIL (H. G)—*contd.*	Gals.	Gals.	Gals.	Gals.	Gals.					
Share of Bombay	*687*	*219*	*322*	*101*	*129*	*35,967*	*8,475*	*14,302*	*2,750*	*3,400*
Madras	*27*	..	..	..	..	*1,050*	..	..	..	..
TOTAL	714	219	322	101	129	36,717	8,475	14,302	2,750	3,400
PALMA ROSA OIL (H. G)—	Gals.	Gals.	Gals.	Gals.	Gals.					
United Kingdom (*including* Channel Islands)	1,029	295	831	917	657	50,590	14,550	37,781	42,650	28,400
Aden and Dependencies	..	..	348	..	..	..	..	9,800	..	..
Hongkong	107	305	88	107	333	1,000	3,500	300	6,000	6,000
Anglo-Egyptian Sudan	5,130	5,319	3,268	4,428	4,677	2,07,440	1,92,750	1,06,050	1,27,550	1,13,636
Other British Possessions	19	..	..	..	..	450	..	..	..	..
TOTAL BRITISH EMPIRE	6,346	5,919	4,520	5,512	5,667	2,65,390	2,10,800	1,53,931	1,76,200	1,48,036
Germany	1,518	1,047	1,179	912	1,165	79,629	39,809	44,662	35,875	46,212
Netherlands	42	264	..	56	56	2,250	8,875	..	2,500	2,400
France	590	270	195	307	195	28,500	10,250	7,999	13,150	9,350
Italy (*including* Fiume)	84	140	56	83	112	4,500	5,281	2,000	3,250	3,562
Egypt	177	150	102	65	290	4,675	3,200	3,250	2,280	5,811
United States of America—Pal Atlantic Coast	447	782	532	392	746	27,500	30,937	24,500	15,300	28,200
Other Foreign Countries	62	50	..	46	154	3,100	1,537	..	1,750	5,377
TOTAL FOREIGN COUNTRIES	2,920	2,662	2,064	1,861	2,667	1,50,154	99,889	82,411	74,105	1,00,912
Share of Bombay	*9,268*	*8,581*	*6,584*	*7,373*	*8,334*	*4,15,544*	*3,10,689*	*2,36,342*	*2,50,305*	*2,48,948*
THYMOL OIL (H. G)—	Gals.	Gals.	Gals.	Gals.	Gals.					
TOTAL BRITISH EMPIRE	1	..	..	..	..	25	..	..	..	..
Share of Burma	*1*	..	..	..	..	*25*	..	..	..	..
CITRONELLA OIL (H. G)—	Gals.	Gals.	Gals.	Gals.	Gals.					
TOTAL BRITISH EMPIRE	267	8	..	50	..	2,700	96	..	562	..
TOTAL FOREIGN COUNTRIES	1	..	..	..	..	30	..	..	..	..
Share of Sind	*1*	..	..	..	..	*30*	..	..	..	..
Madras	..	*8*	..	..	..	..	*96*	..	..	..
Burma	*267*	..	..	*50*	..	*2,700*	..	..	*562*	..
TOTAL	268	8	..	50	..	2,730	96	..	562	..
CINNAMON OIL (H. G)—	Gals.	Gals.	Gals.	Gals.	Gals.					
Anglo-Egyptian Sudan	186	..	..	..	..	9,000	..	..	..	..
TOTAL FOREIGN COUNTRIES	..	..	2	..	80	..	..	56	..	1,400
Share of Bombay	*186*	..	..	..	*80*	*9,000*	..	..	..	*1,400*
Sind	..	..	*2*	..	..	..	..	*56*	..	..
TOTAL	186	..	2	..	80	9,000	..	56	..	1,400
OTHER SORTS (H. G)—	Gals.	Gals.	Gals.	Gals.	Gals.					
Anglo-Egyptian Sudan	1,672	1,858	1,515	1,249	1,353	48,517	40,150	25,250	28,750	23,275
Other British Possessions	268	221	294	267	162	6,763	3,463	4,281	2,442	2,391
TOTAL BRITISH EMPIRE	1,940	2,079	1,809	1,516	1,515	55,280	43,613	29,531	31,192	25,666

No. 11—*continued*

ARTICLES, AND COUNTRIES OF FINAL DESTINATION; ALSO SHARE OF EACH PROVINCE	QUANTITY					VALUE				
	1929-30	1930-31	1931-32	1932-33	1933-34	1929-30	1930-31	1931-32	1932-33	1933-34
Oils—*continued*						R	R	R	R	R
Essential—concluded										
Other sorts (II. G)—*continued*	Gals.	Gals.	Gals.	Gals.	Gals.					
Egypt	272	125	33	140	216	6,550	2,180	81[illegible]	2,625	4,925
Other Foreign Countries	493	122	22	13	47	1,600	3,770	505	1,065	1,[illegible]90
TOTAL FOREIGN COUNTRIES	765	247	55	153	263	8,150	5,950	1,090	3,690	6,215
Share of Bengal	76	12	12	5	..	940	62	60	1045	..
,, *Bombay*	2,050	2,267	1,797	1,650	1774	51,787	47,225	29 965	33 690	31,110
,, *Sind*	12	..	..	..	..	265	..	515	..	..
,, *Madras*	62	47	15	14	4	1,227	2,140	721	147	21
,, *Burma*	605	..	37	..	..	1,121	.	..	..	..
TOTAL	2,705	2,326	1,864	1,669	1,778	63,490	49,515	30,861	34 842	31,871
Total Essential Oils—	Gals.	Gals.	Gals.	Gals.	Gals.					
United Kingdom (*including* Channel Islands)	20,804	6,549	16,711	14,652	20,066	10,18,795	2,54,842	6,65 828	4,97,466	8,54,796
Aden and Dependencies	..	19	343	..	12	..	800	8,[illegible]00	..	300
Ceylon (*excluding* Maldives)	2,724	1,894	1,156	2,324	752	45,054	27,006	12,189	23,136	7 393
Hongkong	341	372	389	334	416	8,485	5,[illegible]40	17,810	7,800	6,7[illegible]
Anglo-Egyptian Sudan	7,220	7,564	4,971	5,989	6,406	4,04,472	2,74,010	1,57,770	1,[illegible]9,929	1,63,881
Other British Possessions	241	682	315	274	314	7,108	12 558	8,078	8,[illegible]58	9,725
TOTAL BRITISH EMPIRE	30,330	17,080	23,885	24,573	27,970	15,80,915	6,78,236	10,61,474	7,34,[illegible]96	10,[illegible]2,[illegible]15
Germany	14,345	6,533	6,590	4,000	4,374	4,54,494	1,76,693	1,71,862	66,066	94,731
Netherlands	2,240	849	3,856	2,667	676	68,779	17,080	60,328	26,204	12,252
Belgium	1,638	[illegible]534	48	590	62	21,674	7,800	1,800	8,[illegible]00	812
France	23,434	17,401	13,902	8,030	5,475	12,55,180	6,66,910	5,12,566	41,106	75,226
Italy (*including* Fiume)	1,880	842	1,713	1,630	1,720	31,304	14,781	17,218	20,[illegible]02	26,[illegible]48
Siam	..	..	224	..	..	..	..	14,000	..	..
China (*exclusive* of Hongkong and Macao)	648	..	80	56	93	840	..	11,170	6,625	12,[illegible]93
Japan	6,253	2,557	6,961	4,224	2,641	8,44,491	3,12,980	5,[illegible]8,108	3,61,817	2,[illegible]0,118
Egypt	499	286	186	247	816	18,626	6,750	3,775	8 15[illegible]	17,[illegible]26
United States of America—										
Via Atlantic Coast	23,008	12,731	15,004	17,146	10,185	3,[illegible]5-5	3,01,373	1, 2,067	1,79 487	2,09,[illegible]23
,, ,, Pacific ,,	..	3	..	..	..	..	120	..	..	..
Other Foreign Countries	103	100	23	155	239	3,630	2,300	2,310	1 935	6,[illegible]50
TOTAL FOREIGN COUNTRIES	73,543	42,136	48,236	33,988	35,951	25,26,602	15,[illegible],906	15,15,[illegible]0a	7,19,[illegible]43	7,87,[illegible]40
Share of Bengal	76	11	21	8	..	1,166	62	1,[illegible]60	1,[illegible]45	..
,, *Bombay*	36,618	19,216	18,794	15,146	17,161	27,52,987	14,92,078	19,44,[illegible]13	10,[illegible],[illegible]46	10,[illegible],[illegible]78
,, *Sind*	12	..	2	..	..	264	..	271	..	..
,, *Madras*	77,280	29,290	53,267	43,146	66,663	13,59,416	5,77,902	6,19,917	6,21,[illegible]	7,16,[illegible]41
,, *Burma*	772	..	27	89	..	3,254	..	..	[illegible]67	..
TOTAL	104,673	68,216	72,121	58,556	63,920	39,17,717	21 70 142	25,76,821	14,[illegible],[illegible]7	18,[illegible]0,[illegible]14
Mineral—										
Dangerous petroleum (having below 76° F.), including petrol, benzine and benzol (II. G)—	Gals.	Gals.	Gals.	Gals.	Gals.					
TOTAL BRITISH EMPIRE	458	..	256	42	26	350	-	2-9	67	35
TOTAL FOREIGN COUNTRIES	..	92	46	..	36	..	115	6[illegible]	..	47

No. 11—*continued*

ARTICLES, AND COUNTRIES OF FINAL DESTINATION; ALSO SHARE OF EACH PROVINCE	QUANTITY					VALUE				
	1929-30	1930-31	1931-32	1932-33	1933-34	1929-30	1930-31	1931-32	1932-33	1933-34
Oils —*continued*	Gals.	Gals.	Gals.	Gals.	Gals.	R	R	R	R	R
Mineral—continued										
Dangerous petroleum flashing below 76° F *including* petrol, benzine and benzol (II-G)—*continued.*										
Share of Bengal	..	..	..	*38*	..	..	..	..	*50*	..
" *Sind*	..	..	*138*	..	*8*	..	..	*217*	..	*16*
" *Burma*	*486*	*92*	*164*	*4*	*54*	*350*	*115*	*132*	*7*	*61*
TOTAL	488	92	302	42	62	350	115	349	57	77
Kerosene (II.-G)—	Gals.	Gals.	Gals.	Gals.	Gals.					
TOTAL BRITISH EMPIRE	796	..	280	170	202	687	..	212	126	235
TOTAL FOREIGN COUNTRIES	..	..	128	68	124	..	..	36	78	85
Share of Bengal	*12*	..	..	..	..	*50*	..	..	..	..
" *Bombay*	..	..	..	*38*	*68*	..	..	..	*78*	*44*
" *Sind*	..	..	..	*16*	..	..	..	..	*9*	..
" *Madras*	*780*	..	*216*	..	*256*	*633*	..	*167*	..	*201*
" *Burma*	*4*	..	*192*	*154*	*92*	*4*	..	*81*	*117*	*67*
TOTAL	796	..	408	258	416	687	..	248	204	320
Other kinds (II. G)—	Gals.	Gals.	Gals.	Gals.	Gals.					
United Kingdom (*including* Channel Islands)	1,807	306	1,471	1,123	4,704	2,706	1,119	4,312	2,700	9,234
Ceylon (*excluding* Maldives)	23,557	9,882	4	2,634	14,409	48,575	23,198	17	3,088	17,868
Straits Settlements	73,090	61,578	85,650	62,988	54,504	71,596	65,092	83,904	71,124	63,583
Federated Malay States	120	330	9,560	14,866	4,400	116	370	10,389	17,491	5,086
Other British Possessions	48	120	232	230	240	65	140	575	385	270
TOTAL BRITISH EMPIRE	97,122	72,801	96,917	81,841	78,257	1,23,058	89,919	99,197	94,878	95,031
TOTAL FOREIGN COUNTRIES	1,853	1,873	1,701	1,003	293	3,715	3,009	1,353	2,740	3,320
Share of Bengal	*1,757*	*1,326*	*1,344*	*1,092*	*1,048*	*5,272*	*5,298*	*5,686*	*5,851*	*5,530*
" *Bombay*	*308*	*78*	..	..	*48*	*640*	*180*	..	..	*42*
" *Sind*	*443*	..	*6*	*350*	*510*	*378*	..	*10*	*186*	*1,733*
" *Madras*	*1,041*	..	*6*	*184*	*3,356*	*1,466*	..	*27*	*240*	*5,332*
" *Burma*	*95,526*	*72,273*	*96,763*	*81,218*	*73,588*	*1,19,018*	*87,180*	*94,938*	*91,361*	*85,664*
TOTAL	98,975	73,674	98,618	82,844	78,550	1,26,773	92,928	1,00,565	97,618	98,351
Petrol shipped in aircraft for consumption during the outward journey (a) *—	Gals.	Gals.	Gals.	Gals.	Gals.					
Share of Sind	—	—	—	—	*26,466*	—	—	—	—	—
" *Burma*	—	—	—	—	*14,412*	—	—	—	—	—
TOTAL	—	—	—	—	40,878	—	—	—	—	—
Vegetable, non-essential—										
Castor (II. G)—	Gals.	Gals.	Gals.	Gals.	Gals.					
United Kingdom (*including* Channel Islands)	318,126	309,174	685,376	766,976	752,876	6,87,285	6,30,637	10,93,859	12,17,492	10,17,328
Ceylon (*excluding* Maldives)	25,648	21,550	18,144	23,416	27,232	50,961	40,506	24,290	28,897	25,145
Straits Settlements	14,240	11,155	8,090	8,067	9,684	35,170	22,849	13,400	12'601	10 629
Union of South Africa	51,200	31,050	25,426	26,625	43,265	82,011	51,210	33,825	(37,149	47,622
Mauritius and Dependencies	20,686	16,893	19,969	13,865	27,339	38,127	28,761	27,157	17,598	31,896
Canada *via* Atlantic Coast	..	..	6,065	24,656	58,444	..	..	10,700	43,760	83,912

* Petrol shipped in aircraft is not exports in the ordinary acceptation of the term and the value thereof is, accordingly, not included in these accounts.
(a) Separately recorded from 1933-34.

No. 11—*continued*

ARTICLES, AND COUNTRIES OF FINAL DESTINATION; ALSO SHARE OF EACH PROVINCE	QUANTITY					VALUE				
	1929-30	1930-31	1931-32	1932-33	1933-34	1929-30	1930-31	1931-32	1932-33	1933-34
Oils—*continued*						R	R	R	R	R
Vegetable, non-essential—continued	Gals.	Gals.	Gals.	Gals.	Gals.					
Castor (II. G)—*continued*										
Commonwealth of Australia	22,073	13,211	8,655	8,344	10,945	37,540	21,119	10,978	9,688	10,309
New Zealand	31,899	30,088	22,065	24,555	30,090	64,187	53,084	28,471	6[illegible]	31,070
Other British Possessions	396	2,046	2,180	1,458	1,668	6,601	3,737	3,171	2,174	2,017
TOTAL BRITISH EMPIRE	486,773	435,167	796,190	907,878	906,315	10,02,042	8,51,013	12,46,861	14,17,943	13,67,036
Sweden	..	..	5,424	2,496	12,420	..	..	9,876	4,276	16,857
Denmark	1,120	1,120	12,320	21,856	16,091	2,150	1,974	17,209	30,035	17,880
Germany	7,620	14,061	131,189	158,520	210,452	17,104	31,542	1,77,552	2,29,547	2,90,458
Netherlands	2,400	3,600	1,680	6,000	52,819	6,000	9,000	2,490	9,847	76,898
Belgium	5,610	19,475	23,079	15,539	22,672	13,340	47,928	54,782	34,[illegible]2	37,060
Italy (*including* Fiume)	..	..	11,676	..	19,920	..	..	16,490	..	33,840
Portuguese East Africa	3,082	3,160	360	2,618	1,871	8,546	4,506	650	4,[illegible]84	1,888
United States of America—*Vid* Atlantic Coast	..	..	..	6,733	3,600	..	..	..	11,800	5,960
Other Foreign Countries	1,550	19	177	2,984	5,085	3,9[illegible]3	33	276	6,729	11,169
TOTAL FOREIGN COUNTRIES	21,582	41,475	185,902	216,746	376,460	47,941	94,980	2,85,004	3,17,968	5,90,521
Share of Bengal	*163,998*	*112,377*	*149,802*	*165,978*	*145,203*	*2,35,411*	*1,50,134*	*1,93,[illegible]46*	*2,17,[illegible]58*	*1,69,497*
" *Bombay*	*107,944*	*222,809*	*663,267*	*695,648*	*930,660*	*2,76,224*	*5,46,364*	*10,51,740*	*11,12,[illegible]89*	*14,37,[illegible]40*
" *Sind*	*50*	..	*137*	*1,332*	*9*	*300*	..	*726*	*2,935*	*54*
" *Madras*	*246,369*	*141,663*	*365,436*	*252,868*	*255,899*	*4,92,202*	*2,83,326*	*2,50,207*	*2,09,[illegible]96*	*2,16,[illegible]19*
" *Burma*	*84*	..	..	..	..	*945*	..	..	..	..
TOTAL	508,855	476,648	982,092	1,124,618	1,324,773	10,49,[illegible]8	9,45,998	18,09,885	17,35,[illegible]06	18,23,[illegible]1
Coconut (II. G)—	Gals.	Gals.	Gals.	Gals.	Gals.					
United Kingdom (*including* Channel Islands)	14,881	13,146	11,467	12,049	12,476	24,560	27,634	18,218	17,307	17,190
Ceylon (*excluding* Maldives)	1,456	624	911	813	180	7,207	2,[illegible]35	[illegible],644	1,745	180
Other British Possessions	1,277	1,907	1,472	706	1,321	3,047	5,187	2,601	1,618	2,632
TOTAL BRITISH EMPIRE	17,616	15,677	13,850	13,068	13,977	44,804	34,956	23,[illegible]70	21,780	19,[illegible]2
Netherlands	41,068	20,624	13,414	3,660	3,614	80,225	41,466	10,[illegible]82	4,775	4,168
Muskat Territory and Trucial Oman	4,638	3,960	1,438	4,015	2,[illegible]72	9,016	6,861	2,466	7,191	3,[illegible]24
Other Native States in Arabia	4,707	2,682	2,824	4,[illegible]22	4,[illegible]90	17,479	9,418	[illegible],108	[illegible],[illegible]58	[illegible],[illegible]28
Persia	2,116	1,807	96	2,291	911	5,741	3,168	96	3,[illegible]06	1,158
United States of America—										
Vid Atlantic Coast	..	9	2,612	..	2,612	..	66	3,025	..	2,716
Other Foreign Countries	4,670	6,841	2,158	2,082	3,015	12,170	12,[illegible]8	3,671	3,270	4,[illegible]85
TOTAL FOREIGN COUNTRIES	57,219	35,078	22,324	16,210	17,734	1,24,691	73,[illegible]40	29,[illegible]90	24,[illegible]92	31,[illegible]64
Share of Bengal	*300*	..	..	*170*	*644*	*666*	..	..	*312*	*818*
" *Bombay*	*6,899*	*6,466*	*3,[illegible]*	*5,[illegible]48*	*4,[illegible]92*	*16,[illegible]82*	*16,041*	*10,[illegible]04*	*14,[illegible]17*	*8,[illegible]31*
" *Sind*	*2,252*	*3,[illegible]13*	*1,[illegible]61*	*3,[illegible]46*	*3,[illegible]48*	*6,[illegible]25*	*6,[illegible]41*	*3,[illegible]98*	*6,[illegible]01*	*4,[illegible]33*
" *Madras*	*45,[illegible]73*	*[illegible],710*	*[illegible],[illegible]16*	*[illegible],[illegible]78*	*[illegible],[illegible]42*	*1,[illegible],[illegible]66*	*[illegible],[illegible]88*	*[illegible],[illegible]15*	*1,[illegible]04*	*[illegible],[illegible]11*
" *Burma*	..	*27*	..	..	..	..	*66*	..	..	..
TOTAL	74,735	50,750	[illegible],[illegible]74	[illegible],[illegible]78	[illegible],[illegible]11	[illegible],[illegible]96	[illegible],[illegible]96	[illegible],[illegible]13	[illegible],[illegible]60	[illegible],[illegible]46

No. 11—*continued*

ARTICLES, AND COUNTRIES OF FINAL DESTINATION; ALSO SHARE OF EACH PROVINCE	QUANTITY					VALUE				
	1929-30	1930-31	1931-32	1932-33	1933-34	1929-30	1930-31	1931-32	1932-33	1933-34
Oils—*continued*						R	R	R	R	R
Vegetable, non-essential—continued	Gals.	Gals.	Gals.	Gals.	Gals.					
Cotton seed (II. G)—										
United Kingdom (*including* Channel Islands)	..	..	24,877	..	353,862	..	..	27,983	..	3,57,851
Other British Possessions	202	45	..	172	553	604	90	..	360	608
TOTAL BRITISH EMPIRE	202	45	24,877	172	354,421	604	90	27,983	360	3,58,459
Netherlands	..	..	..	..	11,200	..	..	..	..	11,978
Other Foreign Countries	30	16	..	..	3,156	120	26	..	..	3,021
TOTAL FOREIGN COUNTRIES	30	16	..	..	14,356	120	26	..	..	14,999
Share of Bengal	..	..	..	*30*	*40*	..	..	..	*79*	*100*
„ *Bombay*	*150*	..	..	*12*	*24*	*440*	..	..	*15*	*50*
„ *Sind*	*74*	..	..	..	..	*144*	..	..	..	..
„ *Burma*	*68*	*61*	*24,877*	*130*	*368,713*	*140*	*116*	*27,983*	*266*	*3,73,308*
TOTAL	292	61	24,877	172	368,777	724	116	27,983	360	3,73,488
Groundnut (II. G)—										
United Kingdom (*including* Channel Islands)	24	9,807	280,112	663,964	507,133	90	10,649	3,72,031	10,43,927	6,24,750
Aden and Dependencies	6,004	9,182	7,660	3,713	7,342	16,070	24,517	22,510	10,365	14,710
Palestine	..	..	..	..	5,724	..	..	..	..	6,682
Ceylon (*excluding* Maldives)	28,958	18,404	10,129	4,786	16,531	47,916	24,585	9,056	4,821	10,487
Straits Settlements	69,881	1,848	11,907	2,029	43,114	1,70,029	2,931	22,027	2,578	58,154
Federated Malaya States	..	..	..	..	32,454	..	..	..	..	38,843
Mauritius and Dependencies	58,151	99,481	42,400	53,154	33,714	1,37,073	1,97,689	83,059	91,031	62,993
Canada *via* Atlantic Coast	..	..	..	2,520	..	..	..	..	6,000	..
Other British Possessions	2,077	1,815	2,332	1,452	1,874	4,898	3,706	4,588	1,137	2,282
TOTAL BRITISH EMPIRE	167,045	140,537	354,600	731,018	647,886	3,77,606	2,64,077	5,19,471	11,50,909	8,18,901
Germany	20	3	25,062	53,223	4,080	37	15	35,188	74,950	5,200
Netherlands	240	..	38,820	60,527	6,000	600	..	50,901	88,050	7,500
Belgium	1,020	2,352	18,816	34,122	24	2,100	2,352	25,650	51,800	20
Muskat Territory and Trucial Oman	1,143	2,048	3,568	3,870	6,800	1,986	4,692	4,857	4,830	6,234
Other Native States in Arabia	8,033	7,687	7,950	2,544	4,566	6,980	18,790	22,435	6,770	9,770
Siam	..	..	..	18,388	..	..	..	..	23,044	..
Portuguese East Africa	1,779	..	15	75	..	7,400	..	30	250	..
Egypt	..	..	..	9,816	36,948	..	..	..	12,500	39,013
Somaliland (French)	360	12,643	4,962	3,111	1,956	1,500	35,020	12,220	8,850	5,055
Other Foreign Countries	1,132	371	900	594	7,834	4,199	1,131	1,200	760	10,312
TOTAL FOREIGN COUNTRIES	8,727	25,101	100,093	186,270	68,208	24,752	61,970	1,52,481	2,72,404	83,104
Share of Bengal	*711*	*1,317*	*1,210*	*43*	*3,133*	*2,100*	*2,903*	*2,699*	*90*	*2,765*
„ *Bombay*	*143,063*	*143,563*	*442,384*	*907,685*	*649,043*	*3,46,463*	*2,96,211*	*6,58,093*	*14,21,388*	*8,28,641*
„ *Sind*	*311*	*199*	*533*	..	*2,500*	*705*	*143*	*575*	..	*2,267*
„ *Madras*	*31,693*	*20,167*	*10,466*	*3,678*	*22,513*	*53,054*	*26,769*	*10,329*	*10,375*	*18,118*
„ *Burma*	*6*	*19*	*122*	*852*	*39,606*	*6*	*21*	*258*	*660*	*50,617*
TOTAL	175,772	165,633	454,693	917,288	716,094	4,02,358	3,26,047	6,71,952	14,32,313	9,02,095
Linseed (II. G)—	Gals.	Gals.	Gals.	Gals.	Gals.					
Ceylon (*excluding* Maldives)	5,377	1,808	2,458	1,930	5,564	13,547	3,006	4,766	3,275	9,013
Straits Settlements	51,223	28,681	12,828	17,921	19,449	1,28,780	78,887	22,775	31,760	31,463
Federated Malaya States	1,351	941	978	1,772	2,971	3,361	2,624	1,805	3,096	5,066
Hongkong	2,036	660	852	..	9,317	5,535	1,847	1,116	..	13,907
Union of South Africa	5,535	10,615	..	24	69	18,332	33,373	..	48	119
Mauritius and Dependencies	1,956	4,216	1,030	500	2,016	5,175	12,800	2,047	862	2,769

No. 11—*continued*

ARTICLES, AND COUNTRIES OF FINAL DESTINATION, ALSO SHARE OF EACH PROVINCE	QUANTITY					VALUE				
	1929-30	1930-31	1931-32	1932-33	1933-34	1929-30	1930-31	1931-32	1932-33	1933-34
Oils—*continued*						R	R	R	R	R
Vegetable, non-essential—continued										
Linseed (III. G)—*continued*	Gals.	Gals.	Gals.	Gals.	Gals.					
Other British Possessions	144	1,557	572	640	324	620	4,995	1,900	1,004	[illegible]
TOTAL BRITISH EMPIRE	67,522	48,078	18,483	22,787	33,710	1,75,146	1,35,902	53,750	59,998	62,936
Siam	11,406	8,250	2,218	3,721	2,892	32,254	10,467	5,067	5,378	4,491
Philippines	31,711	21,170	16,190	16,432	23,800	80,161	44,953	34,[illegible]	[illegible]	41,077
Japan	36,920	..	..	..	..	81,444	..	..	..	..
United States of America—										
Pacific Atlantic Coast	18,720	..	..	..	..	56,140	..	..	..	..
Other Foreign Countries	3,274	4,425	1,268	1,169	700	8,584	10,187	3,332	2,913	1,320
TOTAL FOREIGN COUNTRIES	102,031	28,845	19,676	21,322	27,392	2,58,579	65,147	29,947	30,570	47,438
Share of Bengal	*169,236*	*74,003*	*87,339*	*42,897*	*64,941*	*4,32,749*	*1,91,667*	*64,114*	*87,948*	*1,44,921*
" Bombay	*816*	*2,905*	*[illegible] 670*	*1,197*	*2,160*	*968*	*8,736*	*1 710*	*3,487*	*4,433*
" Sind	..	..	..	*6*	..	..	..	..	*10*	
" Madras	*1*	*16*	..	*10*	..	*15*	*72*	..	*100*	..
TOTAL	169,553	76,923	88,009	44,109	67,102	4,33,719	2,00,340	65,686	91,545	1,49,354
Mustard or Rape (II. G)—	Gals.	Gals.	Gals.	Gals.	Gals.					
United Kingdom (*including* Channel Islands)	8,779	8,712	4,096	23,694	16,210	11,[illegible]62	11,943	12,345	51,[illegible]79	22,955
Straits Settlements	7,318	8,563	6,696	5,968	9,617	22,908	29,842	12,176	12,[illegible]49	12,489
Union of South Africa	38,256	18,308	15,480	8,515	8,080	94,806	40,[illegible]54	25,980	15,010	9,189
Mauritius and Dependencies	120,222	111,428	165,284	93,240	161,696	2,75,927	2,30,585	2,[illegible]0,[illegible]06	1,29,[illegible]57	1,81,064
British West India Islands (*excluding* Bahamas)	4,745	6,121	5,224	3,884	6,075	11,747	15,958	9,973	5,[illegible]45	7,197
British Guiana	4,765	5,001	4,[illegible]61	5,113	4,090	12,143	11,[illegible]40	8,[illegible]64	9,464	5,248
Commonwealth of Australia	2,300	2,440	509	4,900	..	6,171	6,153	851	11 000	..
Fiji Islands	43,008	43,112	40,486	62,760	[illegible]0,557	1,21,064	96,071	84,[illegible]43	1,00,[illegible]68	69,617
Other British Possessions	4,043	4,508	4,[illegible]2	4,427	3,196	11,639	12,217	9,559	7,611	5,028
TOTAL BRITISH EMPIRE	228,436	2[illegible]8,217	247,021	222,512	2[illegible],221	5,74,087	6,[illegible],633	6,34,875	3,42,517	3,[illegible],[illegible]31
TOTAL FOREIGN COUNTRIES	3,455	3,602	3,070	3,675	3,[illegible]12	10,641	9,987	8,797	8,705	8,2[illegible]6
Share of Bengal	*22[illegible],[illegible]16*	*202,[illegible]91*	*247,163*	*193,224*	*246,294*	*5,73,971*	*4,61,963*	*6,31,466*	*3,91,734*	*5,46,977*
" Bombay	*2,611*	*3,170*	*3,370*	*3,613*	*3,[illegible]18*	*9,168*	*8,[illegible]13*	*3,943*	*5,6[illegible]9*	*8,[illegible]14*
" Sind	*1,028*	*[illegible]16*	*634*	*29,346*	*16,814*	*3,459*	*1 [illegible]39*	*1,959*	*44,[illegible]78*	*29,[illegible]61*
" Burma	..	*37*	*1,934*	..	..	..	*[illegible]91*	*683*	..	..
TOTAL	231,921	206,819	250,091	226,147	2[illegible],[illegible]3	5,[illegible]4,[illegible]60	[illegible],28,570	6,31,171	3,[illegible],[illegible]22	3,[illegible],[illegible]6
Sesamum (til or jinjeli) (II. G)—	Gals.	Gals.	Gals.	Gals.	Gals.					
[illegible] and Dependencies	41,956	26 922	25,761	9 [illegible]48	24,961	1,[illegible],[illegible]2[illegible]	1,[illegible],[illegible]78	[illegible],[illegible]97	27 761	66,197
Ceylon (*excluding* Maldives)	11,[illegible]65	8,049	8,011	2 080	10 005	[illegible],[illegible]44	14,788	9,741	[illegible]	[illegible],[illegible]92
Straits Settlements	2,076	1,548	1,[illegible]61	933	.13	5,[illegible]7[illegible]	[illegible] [illegible]	4,[illegible]91	[illegible]	1,7[illegible]
Kenya Colony	14[illegible]	419	410	7,148	66	1 [illegible]60	1,[illegible]10	1,[illegible]15	[illegible]	1,176
Mauritius and [illegible], of [illegible]	11,755	21,779	16,[illegible]90	5 [illegible]2	12,[illegible]28	27 [illegible]7[illegible]	[illegible],[illegible]21	[illegible],[illegible]16	[illegible] [illegible]5	11 [illegible]5
Other British Possessions	[illegible],[illegible]47	1, [illegible]48	631	1 710	1,177	[illegible],707	2,[illegible]47	1,[illegible]5[illegible]	[illegible],[illegible]48	1,[illegible]7
TOTAL BRITISH EMPIRE	70,[illegible]50	[illegible]0,[illegible]56	69,007	27,311	[illegible]0,[illegible]15	2 [illegible],[illegible]84	[illegible] [illegible]14	1,61,[illegible]59	[illegible],[illegible]51	[illegible],[illegible]51

No. 11—*continued*

ARTICLES, AND COUNTRIES OF FINAL DESTINATION; ALSO SHARE OF EACH PROVINCE	QUANTITY					VALUE				
	1929-30	1930-31	1931-32	1932-33	1933-34	1929-30	1930-31	1931-32	1932-33	1933-34
						R	R	R	R	R
Oils—*continued*										
***Vegetable, non-essential*—continued**										
Sesamum (til or jinjili) (II. G) —*continued*	Gals.	Gals.	Gals.	Gals.	Gals.					
Muskat Territory and Trucial Oman	56,725	49,212	20,854	33,978	44,716	1,41,088	1,05,440	34,750	53,941	65,465
Other Native States in Arabia	11,810	10,521	24,527	11,034	7,947	29,609	21,029	50,610	21,929	13,801
Italian East Africa (Somaliland and Eritrea)	7,802	156	36	72	360	17,371	290	100	123	780
Somaliland (French)	11,840	4,110	180	..	1,020	34,480	10,585	300	..	2,988
Other Foreign Countries	1,556	1,662	1,038	2,745	1,243	4,352	3,405	1,707	4,969	2,103
TOTAL FOREIGN COUNTRIES	89,733	65,661	46,635	47,824	55,886	2,26,950	1,41,349	87,563	80,964	85,136
Share of Bengal	*929*	*484*	*478*	*309*	*181*	*2,401*	*1,435*	*627*	*720*	*226*
,, *Bombay*	*126,042*	*91,235*	*60,756*	*55,947*	*66,561*	*3,64,096*	*2,53,486*	*1,60,884*	*1,10,031*	*1,19,381*
,, *Sind*	*21,144*	*35,498*	*29,347*	*15,861*	*26,902*	*51,458*	*69,526*	*58,564*	*24,608*	*37,483*
,, *Madras*	*12,468*	*7,998*	*5,031*	*2,934*	*10,057*	*32,382*	*19,456*	*10,267*	*6,134*	*8,956*
,, *Burma*	..	*403*	..	*4*	*400*	..	*660*	..	*6*	*509*
TOTAL	160,588	135,617	95,642	75,055	104,101	4,50,337	3,44,563	2,30,322	1,41,499	1,66,586
Other sorts (II. G) —	Gals.	Gals.	Gals.	Gals.	Gals.					
United Kingdom (*including* Channel Islands)	1,163	1,312	1,468	1,259	2,089	12,591	10,163	9,496	8,036	8,951
Ceylon (*excluding* Maldives)	12,310	10,158	11,217	11,369	10,713	23,040	17,974	12,611	12,989	9,301
Straits Settlements	4,424	4,140	2,596	2,623	4,628	11,692	9,658	6,218	5,746	8,562
Mauritius and Dependencies	1,812	..	887	80	..	9,815	..	2,410	93	..
Other British Possessions	1,110	1,1 6	893	1,406	1,407	4,181	4,490	1,490	3,490	7,079
TOTAL BRITISH EMPIRE	20,819	16,700	16,561	16,737	18,837	61,318	42,285	32,234	30,353	33,893
Philippines	480	840	840	..	..	1,200	1,400	5,548	..	..
United States of America—*Vid* Atlantic Coast	3,781	9,268	354	9,469	8,137	4,888	16,498	2,070	10,683	7,588
,, Pacific	..	..	..	240	..	..	..	..	1,142	..
Other Foreign Countries	1,425	347	740	1,291	7,341	11,147	3,478	3,345	4,992	12,674
TOTAL FOREIGN COUNTRIES	5,686	10,455	1,934	11,000	10,478	17,185	21,376	10,963	16,817	20,212
Share of Bengal	*2,293*	*2,067*	*1,558*	*1,197*	*1,387*	*23,507*	*17,777*	*12,676*	*8,321*	*10,520*
,, *Bombay*	*707*	*444*	*203*	*472*	*552*	*3,646*	*810*	*615*	*1,138*	*784*
,, *Sind*	*460*	..	*25*	*25*	..	*970*	..	*80*	*40*	..
,, *Madras*	*23,036*	*24,712*	*16,709*	*26,043*	*27,376*	*51,120*	*44,779*	*29,926*	*37,677*	*42,801*
,, *Burma*	*29*	*28*	..	..	..	*260*	*295*	..	..	..
TOTAL	26,505	27,245	18,495	27,737	29,315	78,503	63,661	43,197	47,170	54,105
Total *Vegetable*, non-essential—	Gals.	Gals.	Gals.	Gals.	Gals.					
United Kingdom (*including* Channel Islands)	836,016	837,164	1,007,892	1,477,961	1,644,721	7,46,610	6,91,090	15,35,578	23,39,941	20,49,101
Palestine	..	..	..	..	5,975	..	..	..	..	6,920
Aden and Dependencies	50,293	46,721	33,746	18,346	30,271	1,67,037	1,45,633	1,14,472	38,930	61,037
Ceylon (*excluding* Maldives)	57,015	61,729	49,393	45,988	71,302	1,78,133	1,18,488	67,897	60,134	64,777
Straits Settlements (*including* Labuan)	149,114	56,005	44,127	37,603	87,6 6	3,75,061	1,42,415	81,087	67,584	1,2 ,689
Federated Malay States	3,462	3,857	4,414	4,542	37,197	9,078	9,515	6,883	6,946	46,867
Hongkong	2,254	1,526	1,703	1,029	10,095	9,466	4,229	3,663	2,014	15,141
Union of South Africa	96,617	60,832	42,218	35,576	52,976	2,03,853	1,25,036	62,868	53,544	61,791
Kenya Colony	1,861	2,007	1,801	8,192	1 196	7,860	6,454	4,857	14,563	2,801
Mauritius and Dependencies	214,522	253,788	244,050	165,841	237,746	4,93,789	5,25,80	4,15,023	2,47,056	3,01,077
Canada—Vid Atlantic Coast	50	6	5,085	27,176	23,534	160	20	10,700	49,760	85,032
British West India Islands (*excluding* Bahamas)	5,813	6,336	5,824	4,100	6,291	14,012	16,215	9,973	6,211	8,051
British Guiana	4,770	5,006	4,863	5,113	4 090	12,155	11,340	8,368	8,464	5,234

No. 11—*continued*

ARTICLES, AND COUNTRIES OF FINAL DESTINATION; ALSO SHARE OF EACH PROVINCE	QUANTITY					VALUE				
	1929-30	1930-31	1931-32	1932-33	1933-34	1929-30	1930-31	1931-32	1932-33	1933-34
						R	R	R	R	R
Oils—*continued*										
***Total Vegetable, non-essential*—continued**	Gals.	Gals.	Gals.	Gals.	Gals.					
Commonwealth of Australia	24,373	16,700	9,445	13,169	10,918	43,711	27,412	12,248	20,468	15,719
New Zealand . . .	31,899	30,090	22,085	34,585	30,024	64,127	52,104	29,501	48,286	34,100
Fiji Islands . . .	44,657	45,670	41,248	64,148	51,426	1,25,476	1,02,652	55,543	1,02,639	60,760
Other British Possessions .	3,607	3,050	3,145	3,058	3,20[illegible]	9,236	6,221	5,678	5,442	5,082
TOTAL BRITISH EMPIRE	1,059,323	929,467	1,520,539	1,911,397	2,338,680	24,59,764	19,81,140	24,53,975	30,72,373	29,41,710
Sweden	1,212	1,220	5,424	2,496	13,164	2,525	2,781	9,576	4,270	17,725
Denmark	1,120	1,120	12,320	21,656	16,691	2,150	1,976	17,290	30,635	17,880
Germany	10,258	15,492	156,498	212,965	2,48,333	25,425	34,282	2,14,230	2,96,405	3,70,687
Netherlands . . .	43,872	24,224	53,998	70,271	73,093	98,315	50,464	74,423	1,03,021	1,00,715
Belgium	6,635	24,046	43,272	50,417	26,503	15,360	54,147	66,372	77,11[illegible]	41,080
Italy (*including* Fiume) .	..	..	11,676	..	19,[illegible]20	..	..	16,499	..	32,550
Muskat Territory and Trucial Oman	62,955	55,746	26,481	42,207	54,834	1,53,180	1,16,035	43,614	64,550	76,306
Other Native States in Arabia	19,550	20,852	25,520	18,088	17,903	54,019	49,857	51,996	39,215	32,805
Iraq	1,206	3,838	1,782	1,963	3,[illegible]90	4,676	8,[illegible]12	2,825	4,540	6,256
Persia	5,046	2,951	121	2,465	1,518	13,375	7,648	178	3,908	1,948
Java	1,519	278	557	351	388	3,332	2,157	867	597	785
Siam	12,537	4,786	4,034	24,178	5,031	26,033	13,863	7,098	32,677	7,673
Philippines . . .	32,191	22,010	17,030	16,444	23,824	61,261	46,[illegible]58	29,876	23,[illegible]02	41,668
Japan	36,961	86	129	104	496	61,615	377	202	203	682
Egypt	414	2,056	218	10,138	39,800	2,806	4,178	638	13,125	61,846
Portuguese East Africa .	5,027	3,462	581	3,076	2,216	13,415	5,818	1,063	4,940	2,451
Italian East Africa (Somaliland and Eritrea) . .	9,166	504	86	197	2,181	22,428	1,340	180	428	3,200
French Somaliland . .	12,302	16,750	3,142	4,732	3,500	30,125	45,806	12,82[illegible]	11,730	5,081
United States of America—*Vid* Atlantic Coast .	22,501	9,831	3,766	16,202	9,149	60,998	16,722	7,096	21,981	14,204
,, Pacific ,, . .	36	..	..	259	..	180	..	..	1,186	..
Other Foreign Countries .	3,871	1,530	1,834	4,536	13,590	11,042	4,280	3,271	8,167	19,599
TOTAL FOREIGN COUNTRIES	266,403	210,228	379,534	503,047	576,026	7,20,653	4,88,145	5,88,805	7,54,811	8,60,091
Share of Bengal . . .	*555,521*	*392,735*	*437,550*	*383,918*	*464,127*	*13,16,799*	*8,53,510*	*7,06,130*	*6,91,906*	*8,78,351*
,, *Bombay* . . .	*337,602*	*459,534*	*1,173,390*	*1,679,632*	*1,716,[illegible]*	*10,23,580*	*16,59,235*	*15,91,710*	*26,71,209*	*24,01,017*
,, *Sind* . . .	*25,316*	*19,634*	*25,178*	*49,833*	*48,197*	*61,331*	*78,651*	*63,475*	*77,874*	*64,173*
,, *Madras* . . .	*379,190*	*237,849*	*231,922*	*340,186*	*319,318*	*7,77,268*	*4,24,449*	*3,53,494*	*4,52,304*	*3 14,737*
,, *Burma* . . .	*185*	*563*	*26,035*	*1,816*	*604,713*	*1,349*	*1,971*	*35,921*	*833*	*4,26,456*
TOTAL .	1,847,816	1,139,695	1,900,073	2,444,444	2,914,708	31,80,617	24,49,286	30,43,730	38,27,183	3[illegible],81,901
***Total Oils*—**	Gals.	Gals.	Gals.	Gals.	Gals.					
United Kingdom (*including* Channel Islands) . .	880,119	844,109	1,026,394	1,[illegible]43,910	1,[illegible]49,545	17,08,[illegible]66	9,46,541	23,[illegible]6,[illegible]60	29,[illegible]0,130	29,[illegible]0,788
Palestine . . .	,,	..	..	..	5,971	..	..	[illegible]50	108	6,920
Aden and Dependencies .	50,220	46,740	34,090	18,344	30,[illegible]2[illegible]	1,07,027	1,46,[illegible]28	1,34,272	34,[illegible]30	61,227
Ceylon (*excluding* Maldives)	113,507	76,[illegible]17	49,561	51,970	86,471	2,72,637	1,64,[illegible]19	[illegible],[illegible]48	96,[illegible]33	[illegible],[illegible]08
Straits Settlements . .	221,279	117,[illegible]86	129,789	10[illegible],661	142,[illegible]76	6,47,[illegible]80	2,07,[illegible]0	1,46,081	1,62,[illegible]19	1,[illegible],[illegible]61
Federated Malay States .	3,584	4,167	13,974	19,[illegible]05	41,[illegible]97	8,276	9,[illegible]86	17,272	24,[illegible]27	51,[illegible]68
Hongkong . . .	3,586	1,[illegible]28	2,[illegible]92	1,343	10,511	14,961	8,[illegible]2[illegible]	2[illegible],[illegible]73	9,[illegible]16	21,[illegible]91

No. 11—*continued*

ARTICLES, AND COUNTRIES OF FINAL DESTINATION; ALSO SHARE OF EACH PROVINCE	QUANTITY					VALUE				
	1929-30	1930-31	1931-32	1932-33	1933-34	1929-30	1930-31	1931-32	1932-33	1933-34
						R	R	R	R	R
Oils—*concluded*										
Total Oils—continued	Gals.	Gals.	Gals.	Gals.	Gals.					
Union of South Africa	96,625	61,130	42,168	35,579	53,000	2,03,873	1,29,186	62,888	53,644	62,041
Kenya Colony	1,565	2,028	1,849	8,416	1,278	8,030	6,754	6,207	16,808	4,354
Anglo-Egyptian Sudan	7,806	8,782	5,457	6,264	6,688	3,06,058	2,78,185	1,58,736	1,90,444	1,64,496
Mauritius and Dependencies	214,530	253,788	244,050	165,841	2,37,746	4,93,964	5,25,806	4,15,093	2,47,056	3,01,078
Canada—										
Pfd Atlantic Coast	100	280	6,285	27,176	53,684	910	3,220	12,475	49,760	86,957
British West India Islands (excluding Bahamas)	5,813	6,336	5,324	4,100	6,291	14,012	16,215	973	6,211	8,054
British Guiana	4,770	5,006	4,863	5,117	4,090	12,155	11,849	8,368	8,549	5,284
Commonwealth of Australia	24,398	15,725	9,470	13,219	10,043	47,761	31,002	16,038	21,083	14,651
New Zeland	31,899	30,090	22,085	34,555	30,024	64,127	52,104	29,501	48,286	34,100
Fiji Islands	44,659	45,670	41,248	64,148	51,426	1,25,526	1,02,652	85,542	1,02,639	60,740
Other British Possessions	9,047	4,197	6,004	4,298	9,488	22,612	7,767	11,798	7,478	8,121
TOTAL BRITISH EMPIRE	1,189,656	1,019,689	1,642,389	2,048,157	2,451,225	39,68,357	26,46,525	36,16,866	39,01,944	40,70,685
Sweden	1,212	1,220	5,424	2,496	13,164	2,525	2,731	9,578	4,275	17,775
Denmark	1,120	1,120	12,320	21,856	16,691	2,150	1,976	17,299	30,635	17,630
Germany	24,780	22,145	163,208	217,090	2,58,717	4,80,650	2,09,210	3,86,642	3,72,891	4,58,316
Netherlands	47,113	25,078	57,554	72,988	74,370	1,45,114	67,514	1,14,651	1,32,129	1,12,498
Belgium	8,271	24,580	48,320	50,997	26,505	37,034	61,447	68,172	82,912	42,292
France	22,916	17,402	18,902	3,080	5,475	12,80,066	8,68,918	5,12,568	41,106	94,818
Italy (including Fiume)	1,680	842	13,894	1,830	21,640	31,304	14,781	33,721	20,202	53,738
Muskat Territory and Trucial Oman	63,047	55,845	26,481	42,297	54,846	1,54,547	1,18,455	43,614	66,650	76,324
Other Native States in Arabia	19,596	20,680	35,520	18,088	17,963	54,680	50,287	81,995	39,215	32,805
Iraq	2,604	3,838	1,732	1,963	3,200	7,001	8,322	2,823	4,540	4,256
Persia	5,549	5,039	121	2,556	1,731	14,229	7,775	173	4,009	2,094
Java	1,531	285	570	488	488	5,772	3,607	2,607	1,897	2,755
Siam	13,323	5,868	5,222	24,590	5,031	36,533	14,547	21,670	32,729	7,073
Pallippines	33,191	22,010	17,030	16,444	23,824	81,361	46,358	29,576	23,002	41,003
China (exclusive of Hong kong and Macao)	2,371	1,066	1,548	671	447	5,555	2,891	13,951	7,765	13,022
Japan	43,236	2,945	7,090	4,341	3,137	4,26,106	3,13,322	5,68,588	3,62,077	2,50,794
Egypt	918	2,342	453	10,385	40,816	21,520	10,923	4,607	21,280	59,572
Portuguese East Africa	5,063	3,527	584	3,098	2,238	13,825	6,618	1,203	5,830	2,871
Italian East Africa (Somaliland and Eritrea)	9,168	545	86	204	2,270	22,423	2,190	190	695	7,920
French Somaliland	12,302	16,750	5,150	4,741	3,604	36,325	45,605	12,960	11,810	8,201
United States of America—										
Pfd Atlantic Coast	44,634	22,062	18,572	33,042	29,468	3,83,533	2,18,094	1,79,449	2,01,570	3,20,535
" Pacific "	36	3	..	264	..	130	120	..	1,164	..
Other Foreign Countries	2,098	479	369	4,069	13,384	8,896	1,846	630	8,357	20,460
TOTAL FOREIGN COUNTRIES	366,503	253,866	429,645	538,123	6,2,454	32,65,016	20,77,125	21,06,467	14,76,971	16,53,162
State of Bengal	*557,370*	*394,072*	*639,418*	*384,196*	*665,276*	*13,23,286*	*8,59,225*	*7,13,458*	*6,01,126*	*6,80,311*
" Bombay	*416,238*	*488,958*	*1,199,232*	*1,616,876*	*1,671,935*	*37,77,277*	*26,91,652*	*33,46,423*	*37,01,735*	*34,85,847*
" Sind	*33,457*	*39,561*	*33,317*	*50,137*	*46,649*	*66,649*	*78,501*	*64,075*	*77,569*	*66,151*
" Madras	*459,085*	*377,736*	*254,575*	*353,567*	*296,368*	*19,41,595*	*10,65,476*	*9,74,815*	*9,05,326*	*10,80,764*
" Burma	*86,976*	*72,997*	*1,3,195*	*82,504*	*452,482*	*1,24,575*	*85,866*	*1,54,066*	*92,259*	*5,19,218*
TOTAL	1,856,189	1,273,555	2,072,034	2,586,280	3,063,679	72,30,378	47,23,750	57,22,834	53,78,915	57,23,847

No. 11—*continued*

ARTICLES, AND COUNTRIES OF FINAL DESTINATION; ALSO SHARE OF EACH PROVINCE	Quantity					Value				
	1929-30	1930-31	1931-32	1932-33	1933-34	1929-30	1930-31	1931-32	1932-33	1933-34
Oilcakes—						R	R	R	R	R
Castor cake (II. H)—	Tons	Tons	Tons	Tons	Tons					
Ceylon	111	861	1,812	785	2,434	10,554	49,068	91,140	46,170	1,14,193
Other British Possessions	..	..	1	50	..	..	..	72	3,068	..
TOTAL BRITISH EMPIRE	111	861	1,813	835	2,434	10,554	49,068	91,212	49,238	1,14,193
Share of Bengal	99	813	810	500	975	10,000	45,268	53,936	28,867	6,100
„ *Bombay*	11	..	941	335	2,089	600	..	41,092	27,175	1,01,894
„ *Madras*	1	48	262	..	70	154	3,800	16,184	1	6,199
TOTAL	111	861	1,813	835	2,434	10,554	49,068	91,212	49,238	1,14,193
Coconut cake (Punac) (II. H)—	Tons	Tons	Tons	Tons	Tons					
United Kingdom (*including* Channel Islands)	..	..	..	675	..	..	..	..	37,148	..
Other British Possessions	..	..	31	..	14	..	23	1,803	10	468
TOTAL BRITISH EMPIRE	..	..	31	675	14	..	23	1,803	37,148	478
Germany	1,552	984	655	..	..	1,59,806	96,466	36,914	..	..
Belgium	2,775	2,890	2,253	2,120	2,951	3,30,330	2,19,568	2,51,478	1,40,876	1,80,477
Other Foreign Countries	..	..	48	..	..	..	..	2,942	..	..
TOTAL FOREIGN COUNTRIES	4,327	3,874	2,956	2,120	2,951	4,90,136	3,15,032	2,91,334	1,40,876	1,80,477
Share of Bengal	20	..	..	19	..	2,266	..	..	900	..
„ *Bombay*	184	177	188	..	40	16,476	17,478	19,899	..	3,418
„ *Sind*	2,700	2,713	2,172	2,101	2,911	3,21,840	2,81,214	1,46,446	1,39,476	1,76,944
„ *Madras*	1,443	991	229	..	16	1,81,504	96,491	23,704	11	468
„ *Burma*	..	..	400	675	..	..	..	22,000	37,185	..
TOTAL	4,327	3,874	2,989	2,795	2,967	4,90,136	3,15,087	2,98,049	1,77,414	1,80,988
Cotton cake (II. H)—	Tons	Tons	Tons	Tons	Tons					
United Kingdom (*including* Channel Islands)	1,987	1,119	668	6,806	6,325	1,94,630	88,361	36,756	2,6 ,55	5,67,307
Ceylon	9	6	3	..	..	1,240	880	320	..	..
TOTAL BRITISH EMPIRE	1,996	1,125	671	6,806	6,325	1,95,870	91,241	37,076	2,62,156	5,67,307
Denmark		3,800	1,000	..	..	..	3,27,360	55,000	..	..
Germany	1,175	2,535	800	..	..	1,21,710	1,99,760	37,500	..	..
Japan	..	..	800	..	..	..	..	11,200	..	..
Other Foreign Countries	..	..	96	..	51	..	..	6,795	..	3,180
TOTAL FOREIGN COUNTRIES	1,175	6,335	1,896	..	51	1,21,710	5,27,160	3,10,295	..	3,180
Share of Bombay	184	311	90	..	..	21,440	42,484	5,040	..	..
„ *Sind*	..	..	..	..	51	..	..	..	..	3,180
„ *Burma*	2,987	7,449	2,466	6,806	6,325	2,96,210	4,73,617	1,32,756	2,62,156	5,67,307
TOTAL	3,171	7,760	2,566	6,806	6,376	3,17,650	6,72,101	1,37,796	2,62,156	5,70,487

No. 11—*continued*

ARTICLES AND COUNTRIES OF FINAL DESTINATION ALSO SHARE OF EACH PROVINCE	QUANTITY					VALUE				
	1929-30	1930-31	1931-32	1932-33	1933-34	1929-30	1930-31	1931-32	1932-33	1933-34
						R	R	R	R	R
Oilcakes—*continued*										
Groundnut cake (H. S.)—	Tons	Tons	Tons	Tons	Tons					
United Kingdom (*including* Channel Islands)	76,625	93,995	68,778	43,200	108,668	77,60,721	89,09,004	44,03,911	27,94,961	54,87,111
Ceylon (*excluding* Maldives)	25,500	21,618	20,340	8,195	9,920	26,78,409	16,94,571	14,69,570	6,50,074	5,83,323
Straits Settlements	1,568	1,454	1,128	674	517	1,55,759	82,596	72,264	43,363	25,774
Commonwealth of Australia	..	*100*	..	..	..	..	*8,184*	..	..	..
Fiji Islands	67	184	..	..	..	10,700	18,450	..	..	..
Other British Possessions	1	19	..	..	7	301	1,312	..	..	550
TOTAL BRITISH EMPIRE	103,721	117,395	90,244	52,064	119,112	1,06,05,891	87,14,117	59,45,745	34,88,398	60,96,758
U. S. S. R.—										
Northern	195	..	..	..	..	26,020	..	..	..	..
Finland	94	..	..	..	..	13,120	..	..	..	..
Norway	..	..	..	..	525	..	..	..	..	32,762
Denmark	..	..	250	..	1,119	..	..	11,250	..	66,602
Sweden	67	1,848	1,804	1,900	2,061	6,752	1,38,043	94,838	1,10,725	1,37,634
Germany	28,189	35,865	51,899	66,308	25,404	35,82,888	26,88,751	34,62,024	45,46,612	15,06,638
Netherlands	25,874	18,146	26,855	26,269	27,359	35,02,464	18,33,625	18,96,440	19,33,667	19,80,440
Belgium	12,764	7,637	12,117	12,261	11,042	17,72,485	6,67,301	8,68,211	8,99,102	8,15,140
France	28	..	..	..	..	7,278	..	..	..	..
Italy (*including* Fiume)	..	551	..	..	95	..	45,706	..	..	6,141
Sumatra	849	677	100	..	..	28,590	58,484	5,803	..	..
Java	1,173	82	328	..	..	1,19,333	7,050	18,808	..	..
Egypt	..	..	..	..	1,403	..	..	..	..	76,412
United States of America—Ud Atlantic Coast	57	..	50	..	25	7,952	5	3,400	..	1,375
,, Pacific ,,	..	..	..	..	1,000	..	..	..	..	88,856
Other Foreign Countries	11	30	20	29	10	1,329	1,510	1,481	2,017	372
TOTAL FOREIGN COUNTRIES	68,746	64,376	93,513	106,762	70,648	90,60,011	54,41,675	63,62,255	74,92,123	46,61,962
Share of Bengal	*9,962*	*5,359*	*4,162*	*148*	*1,196*	*10,05,380*	*6,37,692*	*2,42,128*	*8,374*	*48,817*
,, *Bombay*	*95,014*	*115,359*	*118,503*	*93,972*	*114,293*	*1,27,68,422*	*1,01,56,898*	*84,87,850*	*68,38,139*	*70,81,568*
,, *Sind*	..	*25*	*84*	..	..	..	*938*	*889*	..	..
,, *Madras*	*13,749*	*9,287*	*24,390*	*25,596*	*30,756*	*16,38,085*	*6,89,586*	*16,24,364*	*19,34,391*	*16,78,156*
,, *Burma*	*53,751*	*48,743*	*39,478*	*29,108*	*43,305*	*44,63,035*	*28,70,678*	*19,52,769*	*21,99,617*	*19,50,179*
TOTAL	172,467	181,771	188,757	158,586	189,755	1,96,74,902	1,41,55,792	1,28,08,000	1,09,80,521	1,07,58,720
Linseed cake (H. S.)—	Tons	Tons	Tons	Tons	Tons					
United Kingdom (*including* Channel Islands)	32,947	17,611	33,567	35,010	39,321	38,97,286	20,61,431	27,70,984	40,62,980	25,88,875
Ceylon (*excluding* Maldives)	32	49	11	14	34	5,445	8,122	1,668	1,908	1,291
Hongkong	..	..	..	..	50	..	..	..	..	6,800
Commonwealth of Australia	276	..	..	..	..	30,061	..	..	..	..
Other British Possessions	24	14	17	27	10	3,984	2,536	1,679	2,765	665
TOTAL BRITISH EMPIRE	33,279	17,674	33,595	35,051	39,415	39,36,778	20,70,089	27,74,281	40,66,951	25,98,031
Finland	150	..	..	..	..	15,723	..	..	..	..
Sweden	542	..	..	513	..	50,223	..	..	17,941	..
Germany	2,939	478	2,745	2,103	993	3,66,529	40,416	2,23,524	1,46,067	67,354
Netherlands	12,287	4,161	7,503	11,455	6,060	10,72,835	3,83,187	5,55,945	7,64,682	3,91,933
Belgium	1,691	1,443	2,739	11,437	4,106	2,05,296	1,48,215	2,01,315	7,88,679	2,42,162
France	238	363	..	616	241	23,658	25,025	..	45,757	15 207
United States of America—Ud Atlantic Coast	..	..	..	..	..	..	6	..	..	..
,, Pacific ,,	..	..	..	501	..	..	..	..	31,639	..
Other Foreign Countries	74	..	..	39	..	7,339	..	..	3,943	..
TOTAL FOREIGN COUNTRIES	17,911	6,585	12,987	26,064	11,399	23,51,963	6,02,849	9,82,784	17,96,712	8,19,756

No. 11—*continued*

ARTICLES, AND COUNTRIES OF FINAL DESTINATION; ALSO SHARE OF EACH PROVINCE	QUANTITY					VALUE				
	1929-30	1930-31	1931-32	1932-33	1933-34	1929-30	1930-31	1931-32	1932-33	1933-34
Oilcakes—*continued*						R	R	R	R	R
Linseed cake (II. H)—contd.	Tons	Tons	Tons	Tons	Tons					
Share of Bengal	*27,894*	*19,390*	*23,465*	*44,694*	*[illegible]*	*30,67,965*	*17,96,196*	*19,13,973*	*32,[illegible]*	*[illegible]*
,, *Bombay*	*23,596*	*13,669*	*23,277*	*37,944*	*24,050*	*[illegible]*	*[illegible]*	*[illegible]*	*[illegible]*	*[illegible]*
,, *Sind*	..	..	..	9	..	..	..	..	[illegible]	..
,, *Madras*	..	..	..	..	*1 351*	..	..	..	..	*91,[illegible]*
TOTAL	51,490	24.059	46,582	81,767	50,844	62,86,444	26,72,936	37,57,055	[illegible]	[illegible]
Rape and sesamum cake (II. H)—	Tons	Tons	Tons	Tons	Tons					
United Kingdom (*including* Channel Islands)	412	339	..	1,447	1,474	48,807	28,976	..	77,043	97,911
Ceylon (*excluding* Maldives)	16,451	14,835	11,939	12,447	10,775	19,94,789	13,31,775	10,98,686	[illegible]	[illegible]
Commonwealth of Australia	215	..	..	..	..	17,230	..	..	..	..
Other British Possessions	1	..	2	253	11	120	..	172	1,408	[illegible]
TOTAL BRITISH EMPIRE	17,109	15,174	11,941	14,147	12,260	20,80,945	13,60,751	10,98,858	10,45,921	[illegible]
Germany	1,043	..	..	..	14	1,00,692	..	..	..	[illegible]
Netherlands	818	..	..	1,463	..	1,08,488	..	..	[illegible]	..
Belgium	502	104	14	..	..	54,109	8,538	1,100		..
France	346	762	94	..	..	34,491	80,853	10,850	..	..
Java	..	..	200	..	..	..	..	14,422	..	..
Japan	15,665	14,713	27,995	19,554	30,781	14,08,647	10,84,038	24,43,898	10,78,916	6,76,[illegible]
Other Foreign Countries	..	..	..	..	100	..	..	..	..	[illegible]
TOTAL FOREIGN COUNTRIES	18,374	15,579	28,303	21,017	30,895	17,06,177	11,42,917	24,60,768	11,56,484	[illegible]
Share of Bengal	*12,747*	*14,854*	*23,316*	*19,618*	*29,963*	*16,10,108*	*10,97,423*	*21,83,863*	*10,81,906*	*6,66,867*
,, *Bombay*	*1,[illegible]*	*1,176*	*121*	*198*	*198*	*2,12,161*	*85,966*	*13,216*	*7,094*	*4,668*
,, *Sind*	..	9	1	38	..	6	567	76	1,902	..
,, *Madras*	*16,851*	*14,715*	*11,806*	*12,102*	*11,913*	*19,37,391*	*15,19,819*	*10,26,872*	*9,63,[illegible]*	*5,79,[illegible]*
,, *Burma*	6	..	1	*2,766*	*841*	*369*	..	*102*	*1,66,[illegible]*	*13,[illegible]*
TOTAL	33,603	30,753	50,244	35,161	33,155	37,59,022	27,03,[illegible]	54,05,952	23,01,108	[illegible]
Others (II. H)—	Tons	Tons	Tons	Tons	Tons					
United Kingdom (*including* Channel Islands)	220	229	630	629	249	31,672	68,597	89,880	[illegible]	[illegible]
Ceylon (*excluding* Maldives)	1,107	1,349	840	908	179	1,06,867	78,660	30,122	19,410	[illegible]
Straits Settlements	711	677	551	631	535	67,160	52,496	[illegible]	[illegible]	[illegible]
Federated Malay States	169	180	250	208	208	15,229	11,898	17,980	15,081	7,[illegible]
Other British Possessions	..	..	..	..	..	32	..	..	—	8
TOTAL BRITISH EMPIRE	2,207	2,154	1,770	1,465	1,180	2,19,760	2,08,[illegible]	1,14,000	[illegible]	[illegible]
Germany	3,[illegible]	1,124	630	510	80	4,24,871	63,113	35,[illegible]	26,[illegible]	[illegible]
Netherlands	89	25	11	44	..	8,166	1,260	660	[illegible]	..
France	..	107	..	..	..	..	7,210	..	..	..
Japan	81	80	..	..	257	[illegible]	2,780	..	..	[illegible]
Egypt	..	..	197	..	..	..	..	7,[illegible]	..	..
United States of America—Pacific Coast	..	80	90	..	..	..	4,[illegible]	[illegible]	..	..
,, Pacific	38	..	..	..	..	[illegible]	..	..	..	..
Other Foreign Countries	..	1	90	84	..	..	100	[illegible]	[illegible]	..
TOTAL FOREIGN COUNTRIES	[illegible]	[illegible]	[illegible]	[illegible]	[illegible]	[illegible]	[illegible]	[illegible]	[illegible]	[illegible]

No. 11—*continued*

ARTICLES, AND COUNTRIES OF FINAL DESTINATION; ALSO SHARE OF EACH PROVINCE	QUANTITY					VALUE				
	1929-30	1930-31	1931-32	1932-33	1933-34	1929-30	1930-31	1931-32	1932-33	1933-34
Oilcakes—*concluded*						R	R	R	R	R
Others (II. H)—contd.	Tons ₹	Tons	Tons	Tons	Tons					
Share of Bengal . .	*1,602*	*2,140*	*1,313*	*1,475*	*1,163*	*1,41,246*	*1,31,705*	*79,128*	*61,545*	*46,62*
,, *Bombay* . .	*3,704*	*1,672*	*1,198*	*1,190*	*50*	*4,54,905*	*1,19,528*	*73,955*	*56,916*	*3,955*
,, *Madras* . .	*595*	*291*	*36*	*16*	..	*54,006*	*29,815*	*1,232*	*589*	*131*
,, *Burma* . .	*21*	*208*	*859*	*832*	*233*	*1,274*	*12,104*	*14,566*	*14,717*	*9,52*
TOTAL .	5,922	4 511	2,800	2,443	1,486	6,51,491	2,86,152	1,68,011	1,34,667	60,541
Total Oilcakes—	Tons	Tons	Tons	Tons	Tons					
United Kingdom (*including* Channel Islands) . .	112,091	113,093	103,633	105,907	156,036	1,19,22,819	91,50,339	72,50,091	72,43,742	85,31,648
Ceylon (*excluding* Maldives)	48,306	38,753	34,476	21,828	23,355	1 47,87,403	33,58,101	25,23,306	16,83,840	15,10,978
Straits Settlements . .	2,304	2,175	1,694	1,578	1,073	2,27,023	1,37,628	1,10,465	90,125	48,136
Federated Malay States .	169	178	261	210	208	15,229	12,004	18,145	12,571	7,505
Hongkong . . .	..	..	..	..	80	32	..	..	..	6,800
Commonwealth of Australia	491	100	..	..	..	47,191	8,184	..	..	..
Fiji Islands . . .	67	184	..	..	..	10,700	18,450	..	..	..
Other British Possessions .	1	..	1	..	7	201	..	80	18	555
TOTAL BRITISH EMPIRE	158,423	155,883	140,065	129,523	180,759	1,70,10,608	1,26,91,056	1,00,02,977	90,32,308	1,01,05,622
U. S. S. R.—										
Northern	195	..	..	..	..	26,920	..	..	..	..
Sweden	809	1,388	1,894	2,418	2,661	56,977	1,38,643	94,838	1,29,65	1,87,034
Finland	244	..	..	..	..	28,852	..	..	..	..
Norway	25	..	..	..	523	2,720	..	..	..	28,455
Denmark	..	3,600	1,250	..	1,119	..	3,37,500	66,250	..	70,999
Germany	38,418	41,286	56,435	68,918	26,501	47,76,646	30,81,515	37,85,791	47,17,545	15,78,521
Netherlands . . .	39,038	22,332	34,512	39,231	33,419	52,91,003	22,24,092	24,60,592	27,78,347	24,29,500
Belgium	17,731	12,074	17,169	25,818	17,993	23,06,172	10,43,620	12,26,301	18,28,106	12 85,169
France	607	1,172	94	646	397	75,427	83,188	10,350	45,727	24,253
Italy (*including* Fiume) .	49	551	..	..	95	4,669	45,706	..	..	6,141
Sumatra	349	678	152	33	..	28,590	58,564	8,740	2,226	..
Java	1,173	62	528	..	..	1,19,333	7,670	33,230	..	..
Japan	15,716	14,763	38,295	19,554	21,008	14,10,923	10,86,753	23,60,393	10,78,916	6 84 291
Egypt	..	..	197	..	1,503	..	..	7,528	..	81,412
United States of America—										
Atlantic Coast . .	87	50	140	..	25	7,952	4,785	9,260	..	1,375
,, Pacific ,, . .	30	..	..	501	1,000	2,454	..	..	31,639	38,350
Other Foreign Countries .	11	30	20	69	10	1,327	1,508	1,491	6,115	872
TOTAL FOREIGN COUNTRIES	114,248	98,206	150,686	157,183	106 256	1,41,80,871	81,13,519	1,00,64,764	1,06,17,367	63,76,499
Share of Bengal . . .	*57,019*	*34,554*	*67,804*	*66,288*	*48 990*	*55,16,368*	*32,39,991*	*46,76,827*	*44,09,954*	*24 15,721*
,, *Bombay* . . .	*124,315*	*122,563*	*141,221*	*139,582*	*160,756*	*1,67,17,443*	*1,17,78,940*	*1,04,36,113*	*95,61 672*	*58 97,*30*
,, *Sind* . . .	*2,709*	*2,747*	*2,157*	*2,148*	*2,911*	*2,21,*46*	*2,03,401*	*1,47,448*	*1,41,287*	*1,56,965*
,, *Madras* . . .	*31,572*	*25,385*	*36,523*	*35,013*	*44,824*	*35,89,930*	*21,31,361*	*26,52,158*	*25,59,558*	*26,28,375*
,, *Burma* . . .	*56,765*	*56,190*	*62,606*	*67,675*	*59,324*	*67,56 199*	*51,62,422*	*51,25,193*	*2 ,35,632*	*23 19,*18*
TOTAL .	272,671	253,589	290,751	286,706	287 015	3,11,91,569	2 06,05,17*	2,00,67,741	1,96,50,,*3	1 64 72,1**
Opium (III. C)—	Chests= Cwts.	Chests= Cwts.	Chests= Cwts.	Chests= Cwts.	Chests= Cwts.					
British Borneo . .	51=03	43=34	..	..	..	2,04,***	1,72,000	..	..	..
Other British Possessions .	..	..= 3	..	..	..	375	3,300	1,1*5	1,***	4*
TOTAL BRITISH EMPIRE	51=03	43=37	..	..	..	2,04,375	1 75,300	1,1*5	1 ,***	4*

No. 11—*continued*

ARTICLES AND COUNTRIES OF FINAL DESTINATION, ALSO SHARE OF EACH PROVINCE	QUANTITY					VALUE				
	1929-30	1930-31	1931-32	1932-33	1933-34	1929-30	1930-31	1931-32	1932-33	1933-34
Opium (III. C)—*continued*	Chests=cwts.	Chests=cwts.	Chests=cwts.	Chests=cwts.	Chests=cwts.	Rs	Rs	Rs	Rs	Rs
Germany	..	..=1	..	..	..	..	75	..	..	..
Java	604=755	612=904	203=253	..	..	24,18,000	25,72,000	8,12,000	..	..
Siam	1,233=1,542	1,044=1,305	869=1,086	..	1,216=1,520	49,32,000	41,76,000	34,76,000	..	48,64,000
French Indo-China	1,662=2,077	1,321=1,651	1,101=1,376	281=351	800=750	66,48,000	52,84,000	44,04,000	11,24,000	31,00,00
TOTAL FOREIGN COUNTRIES	3,499=4,374	3,018=3,762	2,173=2,715	281=351	1,816=2,270	1,39,98,000	1,20,32,075	86,92,000	11,24,00	72,64,000
Share of Bengal	*3,550=4,437*	*3,051=3,814*	*2,173=2,715*	*281=351*	*1,816=2,270*	*1,42,00,000*	*1,22,04,000*	*86,92,000*	*11,24,000*	*72,64,000*
„ *Bombay*	..	..=1	..	..	..	*375*	*3,375*	*1,125*	*1,000*	*00*
TOTAL	3,550=4,437	3,051=3,815	2,173=2,715	281=351	1,816=2,270	1,42,00,375	1,22,07,375	86,93,125	11,25,000	72,64,000
Paints and Painters' Materials—										
PAINTS AND COLOURS—										
Graphite (III. E)—	Cwts.	Cwts.	Cwts.	Cwts.	Cwts.					
TOTAL BRITISH EMPIRE	..	1	..	1	1	..	10	..	81	8
Share of Bengal	..	*1*	..	..	..	..	*10*	..	..	..
„ *Madras*	..	..	..	*1*	..	..	..	..	*81*	..
„ *Burma*	..	..	..	..	*1*	..	..	..	..	*8*
TOTAL	..	1	..	1	1	..	10	..	81	8
Other sorts (III. E)—	Cwts.	Cwts.	Cwts.	Cwts.	Cwts.					
United Kingdom (*including* Channel Islands)	10,809	5,639	11,187	5,718	6,582	91,488	48,184	1,06,241	43,094	68,160
Aden and Dependencies	60	48	89	42	52	14,133	7,140	13,980	13,840	7,900
Ceylon (*excluding* Maldives)	618	284	489	260	1,167	14,895	7,756	11,620	5,916	8,016
Straits Settlements	1,400	695	561	671	859	29,920	14,775	7,856	7,922	7,157
Commonwealth of Australia	1,130	882	450	1,101	944	10,910	6,516	5,490	8,190	8,856
Other British Possessions	531	494	232	511	370	6,512	5,006	3,267	6,460	3,391
TOTAL BRITISH EMPIRE	14,432	8,022	13,937	8,512	9,744	1,66,158	90,467	1,48,899	84,448	1,07,961
Germany	980	440	8,612	80	800	6,779	3,040	86,630	640	5,000
France	..	..	8,500	..	..	..	..	13,906	..	..
Italy	140	980	800	501	100	1,280	6,370	1,960	8,000	600
Java	1	233	64	930	1,124	800	9,67[illegible]	14,856	10,400	1,078
United States of America—Fd Atlantic Coast	8,160	2,798	8,768	2,600	4,930	46,640	21,784	37,720	[illegible]	32,[illegible]
Other Foreign Countries	541	16	311	189	1,302	5,908	3,736	4,166	3,797	6,016
TOTAL FOREIGN COUNTRIES	9,422	4,527	10,706	4,300	7,[illegible]	61,907	44,405	89,234	43,334	44,196
Share of Bengal	*20,169*	*12,904*	*23,177*	*12,121*	*16,519*	*2,16,158*	*1,13,649*	*2,16,707*	*1,18,004*	*1,30,507*
„ *Bombay*	*756*	*237*	*184*	*179*	*301*	*10,670*	*2,115*	*4,143*	*6,611*	*22,004*
„ *Sind*	..	*215*	..	..	..	..	*750*	..	..	..
„ *Madras*	*313*	*177*	*341*	*191*	*80*	*2,116*	*1,[illegible]80*	*3,115*	*1,[illegible]*	*685*
„ *Burma*	*1*	*6*	..	*50*	..	*16*	*135*	..	*794*	..
TOTAL	21,244	12,549	23,672	12,421	17,[illegible]	2,27,160	1,[illegible]	2,24,[illegible]	1,27,764	1,[illegible]
PAINTERS' MATERIALS (III. E)—										
United Kingdom (*including* Channel Islands)	—	—	—		—	2,[illegible]	1,[illegible]	[illegible]	1,[illegible]	15,[illegible]
Ceylon (*excluding* Maldives)	—	—	—		—	181	..	36	17[illegible]	16,[illegible]
Commonwealth of Australia	—	—	—		—	..	..	..	[illegible]	17,[illegible]
Other British Possessions	—	—	—		—	25	706	3,[illegible]	3,[illegible]	3,[illegible]
TOTAL BRITISH EMPIRE	—	—	—		—	2,[illegible]	1,[illegible]	1,[illegible]	1,[illegible]	[illegible]

No. 11—*continued*

ARTICLES, AND COUNTRIES OF FINAL DESTINATION; ALSO SHARE OF EACH PROVINCE	QUANTITY					VALUE				
	1929-30	1930-31	1931-32	1932-33	1933-34	1929-30	1930-31	1931-32	1932-33	1933-34
						R	R	R	R	R
Paints and Painters' Materials—*continued*										
Painters, materials (III. E.)—*continued*										
Germany	—	—	—	—	—	5,160	5,888	35,380	1,11,972	10,180
Netherlands	—	—	—	—	—	50	..	17,900	19,090	..
Belgium	—	—	—	—	—	..	..	..	5,200	..
Italy (*including* Fiume)	—	—	—	—	—	44,763	48,226	1,04,662	80,341	48,589
Iraq	—	—	—	—	—	8,170	45	300	163	..
China (*exclusive of* Hong-kong and Macão)	—	—	—	—	—	10,500	3,060	10,500	12,835	11,060
Other Foreign Countries	—	—	—	—	—	..	1,175	37	53	920
TOTAL FOREIGN COUNTRIES	—	—	—	—	—	68,643	58,304	1,68,779	2,29,654	70,689
Share of Bengal	—	—	—	—	—	*35*	*1,205*	*1,19,866*	*3,49,514*	*40,176*
„ *Bombay*	—	—	—	—	—	*23,000*	*6,789*	*887*	*1,414*	*15,488*
„ *Sind*	—	—	—	—	—	*3,09,959*	*2,31,451*	*1,48,887*	*76,231*	*53,487*
„ *Madras*	—	—	—	—	—	*131*	..	*135*	*114*	..
„ *Burma*	—	—	—	—	—	*50*	*624*	*1,557*	*3,146*	*2,608*
TOTAL	—	—	—	—	—	3,33,225	2,40,069	2,71,332	4,30,419	1,16,729
Total value of Paints and Painters' Materials	—	—	—	—	—	5,65,385	3,65,151	5,04,457	5,58,254	2,70,293
Paper and Pasteboard—										
Paper—										
Printing paper (III. M)—	Cwts.	Cwts.	Cwts.	Cwts.	Cwts.					
Ceylon (*excluding* Maldives)	5	2	118	330	610	200	40	1,108	13,021	24,401
Other British Possessions	5	..	33	24	29	410	..	1,363	1,084	1,127
TOTAL BRITISH EMPIRE	10	2	151	354	639	619	40	2,471	15,005	25,591
Java	..	..	42	118	8	..	..	1,799	5,074	337
Other Foreign Countries	..	..	..	..	22	..	10	..	..	583
TOTAL FOREIGN COUNTRIES	..	..	42	118	30	..	10	1,799	5,074	920
Share of Bengal	..	..	*192*	*468*	*667*	..	..	*4,221*	*19,189*	*26,469*
„ *Bombay*	*6*	..	..	..	*2*	*375*	..	..	..	*50*
„ *Madras*	*5*	*2*	*1*	*20*	..	*209*	*50*	*49*	*897*	*52*
„ *Burma*	*1*	..	..	..	..	*38*	..	..	..	..
TOTAL	10	2	193	472	669	619	50	4,270	20,079	26,511
Other kinds of paper (including paper manufactures) (III. M)—	Cwts.	Cwts.	Cwts.	Cwts.	Cwts.					
Zanzibar and Pemba	89	115	210	173	254	3,271	4,517	7,576	6,185	6,395
Other British Possessions	302	200	154	71	116	10,127	6,924	7,126	3,076	4,744
TOTAL BRITISH EMPIRE	391	315	364	244	370	13,398	11,441	14,702	9,261	11,139
TOTAL FOREIGN COUNTRIES	122	154	107	91	98	5,411	5,210	2,022	2,300	2,775
Share of Bengal	*103*	*84*	*38*	..	*31*	*2,547*	*3,022*	*1,543*	..	*1,816*
„ *Bombay*	*372*	*371*	*389*	*339*	*623*	*12,600*	*12,730*	*11,706*	*11,376*	*11,348*
„ *Madras*	*35*	*14*	*49*	*9*	*8*	*2,566*	*879*	*3,223*	*186*	*699*
„ *Burma*	*3*	..	*4*	..	*6*	*1,096*	*20*	*252*	..	*154*
TOTAL	513	469	471	335	468	16,809	16,651	16,724	11,561	13,917
Pasteboard, millboard and cardboard of all kinds (III. M)—	Cwts	Cwts.	Cwts.	Cwts.	Cwts.					
TOTAL BRITISH EMPIRE	2	7	7	1	37	182	175	204	40	1,436
TOTAL FOREIGN COUNTRIES	62	6	1	—	..	700	70	30	..	..

No. 11—*continued*

ARTICLES, AND COUNTRIES OF FINAL DESTINATION; ALSO SHARE OF EACH PROVINCE	QUANTITY					VALUE				
	1929-30	1930-31	1931-32	1932-33	1933-34	1929-30	1930-31	1931-32	1932-33	1933-34
Paper and Pasteboard—*continued*						Rs	Rs	Rs	Rs	Rs
Pasteboard millboard and cardboard of all kinds (III. M)—continued	Cwts.	Cwts.	Cwts.	Cwts.	Cwts.					
Share of Bengal	..	..	6	..	1	—	..	376	..	347
„ Bombay	66	12	2	..	4	1,100	72	60	..	143
„ Madras	..	..	—	1	24	32	..	..	40	944
TOTAL	66	12	8	1	37	1,132	72	436	40	1,434
Total value of Paper and Pasteboard	—	—	—	—	—	20,260	16,880	21,218	21,660	41,98[illegible]
Paper-making materials (II. I.)—	Cwts.	Cwts.	Cwts.	Cwts.	Cwts.					
United Kingdom (*including* Channel Islands)	3,889	2,742	3,149	2,277	6,717	36,665	44,8[illegible]	41,536	27,724	80,710
Other British Possessions	148	7	6	10	5	1,615	200	60	100	80
TOTAL BRITISH EMPIRE	4,037	2,749	3,149	2,287	6,722	38,280	44,702	41,596	[illegible]	[illegible]
Germany	490	150	315	1,921	498	10,685	2,500	3,915	18,772	6,840
Netherlands	900	..	..	..	..	9,000	..	..	..	..
Italy (*including* Fiume)	..	..	..	..	1,590	..	..	..	..	19,[illegible]47
Spain	..	..	..	740	89	..	..	..	10,[illegible]40	871
United States of America—										
Mid Atlantic Coast	351	210	4,092	12,448	8,[illegible]68	9,184	4,163	[illegible]	[illegible]	91,980
Other Foreign Countries	69	122	32	316	694	1,190	1,[illegible]40	300	1,837	7,[illegible]87
TOTAL FOREIGN COUNTRIES	1,810	482	5,329	14,[illegible]25	11,136	29,908	8,618	69,140	1,16,[illegible]48	1,16,[illegible]79
Share of Bengal	*1,817*	*609*	*240*	*1,061*	*3,162*	*26,391*	*13,[illegible]7*	*3,473*	*13,[illegible]89*	*3,094*
„ Bombay	*4,041*	*2,[illegible]38*	*3,[illegible]28*	*16,044*	*16,698*	*84,169*	*39,[illegible]66*	*1,[illegible]8,245*	*1,64,[illegible]39*	*3,[illegible]3,[illegible]24*
„ Madras	*286*	..	..	..	..	*7,[illegible]43*	..	..	..	..
„ Burma	*3*	..	..	..	..	*15*	..	..	..	..
TOTAL	5,847	3,237	3,478	17,112	19,858	1,18,278	53,[illegible]15	1,10,738	1,[illegible]8,[illegible]00	3,[illegible]7,159
Paraffin wax (III.U)—	Tons	Tons	Tons	Tons	Tons					
United Kingdom (*including* Channel Islands)	22,480	9,933	16,640	8,141	17,[illegible]40	1,12,40,370	47,41,141	76,11,121	34,[illegible]	84,[illegible]3,[illegible]46
Cyprus	21	27	25	32	63	14,[illegible]98	11,[illegible]93	10,[illegible]20	13,[illegible]50	18,[illegible]84
Ceylon (*excluding* Maldives)	35	21	14	29	[illegible]09	11,[illegible]80	8,[illegible]16	6,[illegible]40	1,[illegible]23	27,113
Straits Settlements	627	192	79	[illegible]	86	3,41,[illegible]62	84,[illegible]06	33,[illegible]80	41,[illegible]14	37,[illegible]74
Federated Malay States	18	30	..	[illegible]	56	8,794	10,[illegible]46		[illegible],[illegible]12	22,[illegible]6
Hongkong	..	[illegible]8	..	..	..	..	23,[illegible]23	..	..	..
Union of South Africa	2,146	3,002	2,879	2,[illegible]57	[illegible]836	14,14,827	15,60,[illegible]97	12,[illegible],[illegible]70	11,78,149	10,86,[illegible]44
Canada—										
Mid Atlantic Coast	928	773	817	1,100	1,[illegible]84	3,76,760	1,44,[illegible]00	3,61,160	4,82,[illegible]00	7,[illegible]1,[illegible]00
„ Pacific „	..	34	200	2[illegible]	2[illegible]9	..	15,[illegible]72	84,000	1,00,200	1,[illegible],[illegible]00
Commonwealth of Australia	1,139	624	[illegible]48	[illegible]44	35[illegible]	5,[illegible],[illegible]4	2,44,[illegible]76	2,31,[illegible]20	1,44,[illegible]40	1,51,[illegible]42
New Zealand	65	2[illegible]	36	..	65	20,[illegible]76	1,41,[illegible]80	11,[illegible]80	..	18,[illegible]1
Other British Possessions	2	9	1	21	[illegible]	1,[illegible]1[illegible]	4,[illegible]43	[illegible],[illegible]24	[illegible],[illegible]28	1,[illegible]1[illegible]
TOTAL BRITISH EMPIRE	27,479	15,005	20,[illegible]68	12,[illegible]73	[illegible],[illegible]48	1,35,[illegible],[illegible]42	72,20,[illegible]64	94,34,[illegible]16	[illegible],[illegible],[illegible]49	[illegible],[illegible],[illegible]31

No. 11—*continued*

ARTICLES, AND COUNTRIES OF FINAL DESTINATION; ALSO SHARE OF EACH PROVINCE	QUANTITY					VALUE				
	1929-30	1930-31	1931-32	1932-33	1933-34	1929-30	1930-31	1931-32	1932-33	1933-34
						R	R	R	R	R
Paraffin wax (III. U)—*continued*	Tons	Tons	Tons	Tons	Tons					
Sweden	..	..	..	..	50	..	..	..	..	21,000
Germany	3,079	1,241	1,034	1,415	5,048	14,33,035	5,67,471	4,35,276	5,97,100	21,23,592
Netherlands	4,169	2,930	3,211	5,543	6,904	19,29,970	13,43,825	13,89,504	23,74,304	28,05,317
Belgium	4,186	3,761	2,517	4,214	4,320	20,54,255	17,44,120	10,91,800	18,04,250	18,53,573
France	1,045	545	237	579	495	4,75,475	2,47,676	99,540	2,43,257	2,07,900
Spain	4,015	1,349	550	..	..	18,26,825	6,12,999	2,31,000	..	..
Italy (*including* Fiume)	1,689	2,046	2,865	4,163	4,730	7,80,745	9,08,705	12,03,300	18,75,300	19,24,876
Siam	194	448	87	..	..	88,156	2,14,318	36,540	..	..
French Indo-China	..	61	..	..	..	..	29,575	..	..	..
Philippines	150	605	225	..	..	1,05,000	2,67,050	1,15,500	..	..
China (*exclusive of* Hong-kong and Macao)	2,560	7,166	4,995	3,050	1,140	11,94,175	35,56,536	23,45,000	14,51,246	4,78,800
Japan	1,700	5,505	1,040	1,405	..	7,78,500	27,34,819	4,40,300	6,55,900	..
Egypt	90	15	15	..	40	45,850	6,825	7,000	..	17,961
Portuguese East Africa	2,503	5,858	3,626	4,536	4,350	15,94,731	34,46,475	18,68,054	23,68,030	18,22,364
United States of America—*Vid* Atlantic Coast	7,644	3,750	5,380	2,500	5,414	34,78,020	18,07,750	22,67,300	10,50,000	22,07,190
„ Pacific „	150	2,500	700	550	174	68,250	11,23,500	3,22,000	2,31,000	73,080
Mexico	405	870	1,500	3,229	650	1,84,275	3,81,950	6,30,000	13,56,574	2,73,000
Columbia	482	400	..	..	1,814	2,19,310	1,82,000	..	..	7,62,300
Uruguay	..	25	..	..	..	..	11,375	..	..	..
Argentine Republic (*including* the Atlantic Coast of Patagonia)	1,415	1,235	610	820	590	6,43,825	5,51,775	2,56,350	3,44,400	2,47,800
Chile (*including* the Pacific Coast of Patagonia)	2,800	2,020	2,146	394	406	12,89,750	12,45,300	10,01,140	1,81,510	1,70,730
Other Foreign Countries	1	..	..	10	..	700	..	..	5,250	40
TOTAL FOREIGN COUNTRIES	37,317	42,984	30,738	32,710	36,115	1,81,86,747	2,09,53,939	1,37,39,604	1,45,38,121	1,51,39,213
Share of Bengal	*13,741*	*16,217*	*16,006*	*11,401*	*5,698*	*81,14,840*	*90,44,948*	*82,93,374*	*59,75,461*	*34,31,574*
„ *Bombay*	..	..	..	..	..	..	..	..	..	*40*
„ *Madras*	..	..	..	..	..	..	..	..	..	*5*
„ *Burma*	*51,985*	*42,742*	*35,721*	*33,832*	*48,585*	*2,36,54,449*	*1,91,37,145*	*1,49,80,846*	*1,42,12,248*	*2,04,09,626*
TOTAL	65,726	57,959	51,727	45,233	54,183	3,17,68,989	2,81,82,093	2,31,74,220	2,01,87,709	2,28,91,245
Perfumery (*not being* perfumed spirits) *including* musk (III. U)—										
United Kingdom (*including* Channel Islands)	—	—	—	—	—	1,444	10,336	1,487	1,378	370
Aden and Dependencies	—	—	—	—	—	14,220	10,596	10,003	10,726	7,771
Ceylon (*excluding* Maldives)	—	—	—	—	—	29,285	36,058	33,487	29,420	23,741
Straits Settlements	—	—	—	—	—	79,881	34,338	27,590	35,798	33,764
Federated Malay States	—	—	—	—	—	5,041	3,497	4,976	3,995	4,434
Union of South Africa	—	—	—	—	—	11,520	6,884	5,657	7,039	5,897
Kenya Colony	—	—	—	—	—	5,120	6,372	5,443	3,367	5,515
Mauritius and Dependencies	—	—	—	—	—	2,655	3,187	1,954	5,249	2,225
Other British Possessions	—	—	—	—	—	15,553	9,547	8,633	11,254	10,492
TOTAL BRITISH EMPIRE	—	—	—	—	—	1,81,728	1,34,324	99,430	1,03,226	1,04,309
France	—	—	—	—	—	15,552	9,633	4,057	1,000	4,450
Turkey, European	—	—	—	—	—	2,028	6,750	2,791	2,250	
Muskat Territory and Trucial Oman	—	—	—	—	—	2,125	1,483	678	1,658	2,434
Other Native States in Arabia	—	—	—	—	—	5,250	3,342	1,915	2,122	1,109
Persia	—	—	—	—	—	4,471	2,157	2,006	1,604	1,070
Java	—	—	—	—	—	1 289	4,760	4,119	2,885	7,196
Siam	—	—	—	—	—	2,896	7,777	2,121	260	1,081
French Indo-China	—	—	—	—	—	13,495	9,907	5,930	6,121	6,800

No. 11—*continued*

ARTICLES AND COUNTRIES OF FINAL DESTINATION; ALSO SHARE OF EACH PROVINCE	Quantity					Value				
	1929-30	1930-31	1931-32	1932-33	1933-34	1929-30	1930-31	1931-32	1932-33	1933-34
Perfumery (*not being* perfumed Spirits) *including* musk (III. U)—*continued.*						R	R	R	R	R
Portuguese East Africa	—	—	—	—	—	5,303	4,303	4,464	2,794	3,170
United States of America—										
Via Atlantic Coast	—	—	—	—	—	[illegible]	48	..	418	3,930
„ Pacific „	—	—	—	—	—	20	..	..	100	..
Other Foreign Countries	—	—	—	—	—	18,946	14,525	15,665	11,613	7,815
TOTAL FOREIGN COUNTRIES	—	—	—	—	—	70,237	63,771	63,748	52,041	41,012
Share of Bengal	—	—	—	—	—	20,781	16,286	22,943	14,282	17,[illegible]
„ *Bombay*	—	—	—	—	—	27,290	29,091	29,496	23,814	20,617
„ *Sind*	—	—	—	—	—	140	80	497	910	895
„ *Madras*	—	—	—	—	—	73,871	56,991	60,956	67,681	1,15,[illegible]92
„ *Burma*	—	—	—	—	—	3,814	..	..	..	..
TOTAL	—	—	—	—	—	2,51,916	2,03,899	1,43,215	1,40,876	2,07,[illegible]98
Plants, living (*including* Bulbs) (II. S)—										
United Kingdom (*including* Channel Islands)	—	—	—	—	—	10,147	11,247	13,271	2,925	5,115
Other British Possessions	—	—	—	—	—	4,294	8,221	4,458	6,143	5,286
TOTAL BRITISH EMPIRE	—	—	—	—	—	14,441	19,468	17,729	9,068	10,401
France	—	—	—	—	—	..	2,615	3,565	6,140	17,158
Italy (*including* Fiume)	—	—	—	—	—	5,231	615	21	60	702
Other Foreign Countries	—	—	—	—	—	7,568	13,703	6,470	3,548	4,013
TOTAL FOREIGN COUNTRIES	—	—	—	—	—	18,019	16,753	10,056	9,748	21,873
Share of Bengal	—	—	—	—	—	6,815	3,518	6,751	3,964	6,415
„ *Bombay*	—	—	—	—	—	6,468	9,976	3,493	5,151	7,617
„ *Sind*	—	—	—	—	—	5,611	2,449	3,800	6,110	14,469
„ *Madras*	—	—	—	—	—	811	3,661	2,708	1,876	979
„ *Burma*	—	—	—	—	—	18,543	21,702	15,[illegible]41	6,393	7,810
TOTAL	—	—	—	—	—	30,257	36,[illegible]21	28,[illegible]14	19,[illegible]54	31,[illegible]90
Precious stones and pearls unset (II. B)—										
TOTAL BRITISH EMPIRE	—	—	—	—	—	1,800	1,240	225	..	540
Germany	—	—	—	—	—	5,020	6,800	2,400	80	..
France	—	—	—	—	—	66,600	6,[illegible]62	800	..	..
Other Foreign Countries	—	—	—	—	—	7,190	4,100	1,740	3,278	840
TOTAL FOREIGN COUNTRIES	—	—	—	—	—	56,790	17,962	5,140	3,320	840
Share of Bengal	—	—	—	—	—	..	1,240	1,140	..	..
„ *Bombay*	—	—	—	—	—	47,490	11,040	4,365	3,320	640
„ *Sind*	—	—	—	—	—	..	..	..	..	200
„ *Madras*	—	—	—	—	—	11,100	6,272	..	..	40
TOTAL	—	—	—	—	—	58,590	18,[illegible]52	5,614	3,[illegible]20	940
Printing and Lithographing materials (*excluding* paper) (III. U)—										
Ceylon (*excluding* Maldives)	—	—	—	—	—	24,[illegible]33	11,[illegible]76	11,700	9,[illegible]11	3,[illegible]84
Straits Settlements	—	—	—	—	—	1,945	4,[illegible]76	7,365	6,047	2,[illegible]0
Federated Malay States	—	—	—	—	—	760	1,[illegible]49	1,[illegible]0	1,[illegible]0	1,[illegible]26
Kenya Colony	—	—	—	—	—	6,730	4,[illegible]90	2,[illegible]00	2,[illegible]46	6,[illegible]08
Other British Possessions	—	—	—	—	—	2,054	3,[illegible]25	4,670	54[illegible]	1,[illegible]43
TOTAL BRITISH EMPIRE	—	—	—	—	—	36,[illegible]42	30,[illegible]16	28,[illegible]54	19,[illegible]88	15,[illegible]73

No. 11—*continued*

ARTICLES AND COUNTRIES OF FINAL DESTINATION (ALSO SHARE OF EACH PROVINCE	QUANTITY					VALUE				
	1929-30	1930-31	1931-32	1932-33	1933-34	1929-30	1930-31	1931-32	1932-33	1933-34
Printing and Lithographing materials (*excluding paper*) (III. U)—*continued*						R	R	R	R	R
Germany	—	—	—	—	—	..	..	..	20,603	250
Other Foreign Countries	—	—	—	—	—	1,659	709	256	1,030	350
TOTAL FOREIGN COUNTRIES	—	—	—	—	—	1,659	709	256	21,633	600
Share of Bengal	—	—	—	—	—	*1,525*	*3,699*	*6,470*	*24,158*	*1,140*
" *Bombay*	—	—	—	—	—	*6,086*	*7,840*	*7,466*	*3,045*	*6,809*
" *Madras*	—	—	—	—	—	*30,890*	*19,438*	*14,354*	*13,478*	*19,515*
TOTAL	—	—	—	—	—	38,501	30,977	28,310	40,681	29,475
Provisions and Oilman's stores—										
Biche-de-mer (*I. E*)—	Lbs.	Lbs.	Lbs.	Lbs.	Lbs.					
United Kingdom (*including* Channel Islands)	20	..	..	..	..	7	..	..	..	..
Straits Settlements	40,191	72,736	73,167	31,320	35,462	17,855	18,520	27,425	4,805	7,855
TOTAL BRITISH EMPIRE	40,211	72,736	73,167	31,320	35,462	17,862	18,520	27,425	4,805	7,855
Share of Madras	*19,755*	*25,048*	*48,533*	*4,704*	*8,402*	*13,545*	*12,630*	*25,360*	*2,550*	*5,990*
" *Burma*	*20,453*	*47,688*	*24,635*	*26,616*	*27,060*	*4,317*	*5,890*	*2,065*	*2,225*	*1,865*
TOTAL	40,211	72,736	73,167	31,320	35,462	17,862	18,520	27,425	4,805	7,855
Butter (*I. E*) —	Cwts.	Cwts.	Cwts.	Cwts.	Cwts.					
Aden and Dependencies	187	143	80	87	61	25,109	18,381	9,831	9,600	8,955
Ceylon (*excluding* Maldives)	2,157	1,986	1,426	1,095	726	2,25,525	1,96,309	1,35,713	1,07,283	66,557
Straits Settlements	170	149	46	17	21	18,635	15,690	5,455	1,615	2,040
Zanzibar and Pemba	261	197	189	137	81	32,667	25,353	22,805	14,630	7,840
Kenya Colony	155	32	32	11	10	20,537	3,925	3,585	1,315	1,775
Tanganyika Territory	940	1,157	540	368	457	1,30,145	1,54,082	68,825	39,761	43,820
Anglo-Egyptian Sudan	193	158	106	97	91	24,948	18,508	12,078	10,429	9,049
Other British Possessions	69	53	56	61	54	8,230	5,787	5,828	5,661	5,105
TOTAL BRITISH EMPIRE	4,122	3,875	2,475	1,873	1,510	4,85,840	4,38,095	2,64,440	1,90,614	1,42,171
Belgium	..	..	..	..	77	..	..	..	..	7,201
Iraq	92	75	57	30	31	11,255	8,086	6,520	4,185	2,889
Persia	878	205	193	106	118	74,647	17,488	14,908	7,301	6,981
China (*exclusive of* Hong kong and Macao)	151	53	..	7	..	17,322	6,550	..	600	..
Portuguese East Africa	44	12	31	49	37	5,380	1,250	3,670	5,610	4,205
Italian East Africa (Somaliland and Eritrea)	9	2	2	..	70	1,200	250	295	..	7,255
French Somaliland	87	101	114	98	61	9,700	11,125	12,126	9,480	5,945
Other Foreign Countries	9	14	7	74	7	791	1,936	846	8,577	789
TOTAL FOREIGN COUNTRIES	1,280	462	404	368	401	1,20,295	46,285	38,365	35,759	35,265
Share of Bengal	..	*5*	*3*	*3*	..	*60*	*440*	*260*	*178*	63
" *Bombay*	*5,401*	*4,331*	*2,872*	*2,238*	*1,911*	*6,05,987*	*4,81,865*	*3,01,964*	*2,25,861*	*1,77,371*
" *Sind*	..	..	..	..	..	..	..	*56*	..	..
" *Madras*	..	..	..	*5*	..	..	..	..	*337*	..
" *Burma*	*1*	*1*	*4*	..	..	*84*	*75*	*525*	..	..
TOTAL	5,402	4,337	2,879	2,241	1,911	6,06,141	4,84,320	3,02,805	2,26,378	1,77,436
Cheese (*I. E*)—	Cwts.	Cwts.	Cwts.	Cwts.	Cwts.					
TOTAL BRITISH EMPIRE	41	31	46	31	24	4,090	3,145	3,478	2,490	1,745
TOTAL FOREIGN COUNTRIES	11	21	8	3	5	1,020	1,687	530	280	435

No. 11—*continued*

ARTICLES, AND COUNTRIES OF FINAL DESTINATION, ALSO SHARE OF EACH PROVINCE	QUANTITY					VALUE				
	1929-30	1930-31	1931-32	1932-33	1933-34	1929-30	1930-31	1931-32	1932-33	1933-34
Provisions and Oilman's stores—*continued*						R	R	R	R	R
Cheese (I. E)—continued	Cwts.	Cwts.	Cwts.	Cwts.	Cwts.					
Share of Bengal	48	51	50	34	29	6,856	6,731	3,511	3,710	2,145
,, *Madras*	..	..	..	..	1	..	..	..	..	35
,, *Burma*	4	1	4	..	..	254	100	481	..	..
TOTAL	52	52	54	34	29	8,110	6,831	4,092	3,710	2,180
Confectionery (I. E)—	Cwts.	Cwts.	Cwts.	Cwts.	Cwts.					
Bahrain Islands	260	40	44	..	18	6,500	1,100	1,230	..	500
Ceylon (*excluding* Maldives)	166	25	21	78	30	7,617	1,221	1,035	3,546	1,478
Other British Possessions	131	209	182	67	61	8,130	13,690	8,109	3,063	4,374
TOTAL BRITISH EMPIRE	557	374	247	143	104	22,677	16,211	10,780	9,319	6,107
Native States in Arabia *other than* Maskat Territory and Trucial Oman	358	93	37	53	92	10,008	3,907	1,425	2,000	1,078
Other Foreign Countries	198	113	81	46	71	7,867	5,359	2,989	2,252	3,082
TOTAL FOREIGN COUNTRIES	556	206	118	99	163	17,875	9,266	4,414	4,252	4,057
Share of Bengal	..	..	63	16	..	..	..	1,485	344	..
,, *Bombay*	383	395	144	176	96	21,978	18,898	5,318	11,976	6,997
,, *Sind*	653	118	84	31	139	14,664	2,766	1,889	807	3,693
,, *Madras*	72	67	75	19	31	3,894	3,475	3,178	793	1,865
,, *Burma*	..	..	..	..	..	9	80	..	..	..
TOTAL	1,113	480	366	242	267	40,547	25,477	13,904	13,920	11,164
Ghi (I. E)—	Cwts.	Cwts.	Cwts.	Cwts.	Cwts.					
United Kingdom (*including* Channel Islands)	1,556	2,085	1,523	1,160	1,100	1,63,661	2,24,240	1,38,734	98,67	73,161
Aden and Dependencies	254	280	399	519	424	27,245	21,98[illegible]	34,688	45,013	27,625
Maldives	46	47	28	74	35	3,800	7,214	1,946	5,570	2,840
Ceylon (*excluding* Maldives)	2,975	2,453	2,017	1,647	2,090	2,36,618	1,84,017	1,46,296	96,740	93,193
Straits Settlements	19,635	16,663	18,000	11,091	10,058	2,08,129	1,31,649	10,17,749	8,16,305	8,10,844
Federated Malay States	2,087	2,188	2,116	1,472	2,139	2,07,221	1,81,117	1,72,246	1,31,401	1,24,917
Hongkong	1,226	999	970	1,187	1,000	1,20,646	96,445	93,221	97,156	76,123
Union of South Africa	1,663	1,150	962	340	326	1,62,549	91,174	8[illegible],087	27,571	25,849
Zanzibar and Pemba	117	103	126	78	91	11,688	11,078	12,138	6,244	8,880
Kenya Colony	114	83	63	62	30	11,603	8,089	8,256	5,9[illegible]	2,276
Tanganyika Territory	14	57	43	31	61	1,300	5,484	4,070	2,840	4,870
Mauritius and Dependencies	1,780	1,384	1,946	546	1,715	1,78,734	1,3[illegible],477	1,88,209	53,[illegible]1	1,64,169
British West India Islands (*excluding* Bahamas)	399	409	754	34	82[illegible]	38,625	34,636	37,[illegible]04	20,791	39,443
British Guiana	326	256	231	12	947	32,110	19,235	22,102	6,666	9,[illegible]70
Fiji Islands	106	10	8	6	15	9,615	920	679	643	770
Other British Possessions	77	65	70	58	72	8,219	6,641	6,217	5,[illegible]6	6,[illegible]6
TOTAL BRITISH EMPIRE	32,371	28,169	24,122	19,[illegible]	2[illegible],91	12,06,914	15,80,165	10,30,[illegible]3	14,1[illegible],[illegible]15	11,[illegible],362
Sumatra	2	4	96	59	9	169	814	1,7[illegible]	6,2[illegible]	649
Java	633	790	768	859	672	61,641	78,[illegible]15	62,114	69,[illegible]49	35,[illegible]60
Siam	643	90	1,072	443	[illegible]	61,39[illegible]	8,[illegible]19	8,[illegible]60	61,817	6,[illegible]24
French India-China	[illegible]	[illegible]	158	5[illegible]	6[illegible]	7[illegible]	6[illegible],[illegible]00	18,[illegible]76	6,3[illegible]	3,[illegible]0

No. 11—*continued*

ARTICLES AND COUNTRIES OF FINAL DESTINATION; ALSO SHARE OF EACH PROVINCE	QUANTITY					VALUE				
	1929-30	1930-31	1931-32	1932-33	1933-34	1929-30	1930-31	1931-32	1932-33	1933-34
Provisions and Oilman's stores—*continued*						R	R	R	R	R
Ghi (I. E)—continued	Cwts.	Cwts.	Cwts.	Cwts.	Cwts.					
China (exclusive of Hongkong and Macão)	590	195	185	171	542	61,629	19,656	14,951	11,152	39,492
Japan	75	64	62	75	92	7,194	5,779	5,646	6,415	6,804
Egypt	36	110	56	123	56	2,940	11,495	7,430	10,090	3,950
Portuguese East Africa	263	167	234	178	276	31,430	20,004	27,906	20,778	23,566
Other Foreign Countries	72	68	69	108	90	5,438	7,205	6,159	9,205	1,322
TOTAL FOREIGN COUNTRIES	3,207	2,964	2,972	2,314	2,384	3,08,526	2,74,845	2,51,861	1,79,543	1,31,735
Share of Bengal	*20,732*	*18,662*	*17,483*	*14,894*	*17,641*	*21,22,146*	*17,71,330*	*14,45,581*	*10,69,915*	*9,21,405*
,, *Bombay*	*3,761*	*3,263*	*2,789*	*2,163*	*2,229*	*4,04,209*	*3,44,401*	*2,80,425*	*2,08,941*	*1,77,979*
,, *Sind*	*130*	*33*	*103*	*165*	*189*	*9,399*	*2,643*	*8,735*	*11,164*	*10,689*
,, *Madras*	*10,934*	*9,162*	*6,913*	*4,570*	*4,353*	*9,76,806*	*7,26,239*	*4,93,308*	*2,97,388*	*2,20,619*
,, *Burma*	*22*	*4*	*6*	*34*	*6*	*2,882*	*477*	*665*	*2,920*	*485*
TOTAL	35,679	31,123	27,296	21,837	24,418	35,14,442	28,54,990	22,26,714	15,90,328	13,31,077
	Cwts.	Cwts.	Cwts.	Cwts.	Cwts.					
Lard (I. E)	..	..	..	..	..	..	..	..	..	..
Pickles, Chutnies and Condiments (I. E)—	Cwts.	Cwts.	Cwts.	Cwts.	Cwts.					
United Kingdom (*including* Channel Islands)	16,043	15,147	16,843	16,085	17,530	5,42,760	4,60,229	4,08,300	5,10,834	4,85,421
Gibraltar	3	227	4	22	2	75	11,802	210	1,028	60
Ceylon (*excluding* Maldives)	506	413	379	319	267	21,570	13,528	12,352	8,859	8,144
Straits Settlements	738	959	694	580	665	31,966	36,264	25,293	20,943	19,260
Federated Malay States	142	154	120	127	74	6,167	8,900	4,102	635	2,284
Hongkong	462	349	423	454	336	23,455	16,953	20,418	20,426	13,404
Union of South Africa	134	114	92	88	102	10,015	8,280	7,265	7,032	6,883
Kenya Colony	361	346	196	227	246	16,440	15,029	9,916	10,205	9,239
Tanganyika Territory	145	89	65	58	39	6,127	3,650	2,620	2,300	1,560
Mauritius and Dependencies	..	..	..	453	..	..	..	..	37,170	..
Canada—										
Via Atlantic Coast	46	46	82	47	57	1,990	2,250	3,132	2,445	1,996
,, Pacific ,,	159	251	209	159	111	6,600	10,653	9,410	6,220	3,378
Commonwealth of Australia	2,206	2,119	1,242	2,055	1,089	1,27,034	1,27,802	69,705	1,18,608	1,14,127
New Zealand	370	201	236	150	161	17,994	11,880	13,258	8,362	7,387
Other British Possessions	210	125	141	204	255	10,724	5,135	5,351	7,502	8,255
TOTAL BRITISH EMPIRE	21,624	20,550	20,726	21,614	21,587	8,22,917	7,33,255	6,81,416	7,80,451	6,81,398
Iraq	989	802	1,071	1,422	1,618	24,401	21,492	21,778	25,038	27,382
Persia	363	333	33	51	10	11,066	9,086	927	1,404	578
Java	843	309	191	340	201	16,218	12,580	7,866	11,768	7,676
Philippines	116	78	171	115	93	4,020	3,225	10,205	4,257	3,113
China (exclusive of Hongkong and Macão)	458	439	246	520	524	28,096	23,441	13,358	14,840	23,215
Japan	115	233	263	254	132	4,262	8,978	11,717	9,927	5,471

No. 11—*continued*

ARTICLES AND COUNTRIES OF FINAL DESTINATION; ALSO SHARE OF EACH PROVINCE	QUANTITY					VALUE				
	1929-30	1930-31	1931-32	1932-33	1933-34	1929-30	1930-31	1931-32	1932-33	1933-34
Provisions and Oilman's stores—continued						R	R	R	R	R
Pickles, chutnies, and condiments (I. E)—continued	Cwts.	Cwts.	Cwts.	Cwts.	Cwts.					
United States of America—										
Vid Atlantic Coast	1,716	881	341	257	1,700	70,672	38,030	9,251	7,810	[illegible]
,, Pacific	243	304	221	189	352	10,431	12,620	8,284	8,308	13,102
Other Foreign Countries	486	568	313	343	385	20,417	22,279	12,203	13,246	10,101
TOTAL FOREIGN COUNTRIES	5,028	4,027	2,850	3,531	4,927	1,89,558	1,48,737	97,679	1,03,501	1,41,618
Share of Bengal	7,787	7,121	6,765	7,512	7,779	3,45,946	3,11,751	2,52,107	2,76,91	[illegible]
,, *Bombay*	14,081	12,115	12,186	11,810	11,716	6,12,210	3,97,061	2,57,162	2,62,660	3,44,611
,, *Sind*	18	41	30	20	18	876	702	537	365	198
,, *Madras*	6,660	6,135	4,583	5,432	4,982	2,42,760	2,61,317	2,22,279	2,39,101	2,61,166
,, *Burma*	104	18	12	5	..	11,879	1,111	734	371	33
TOTAL	26,652	24,577	23,576	25,148	26,814	10,13,673	8,61,992	7,79,046	8,00,95[illegible]	[illegible]
Other sorts of Provisions (I. E)—	Cwts.	Cwts.	Cwts.	Cwts.	Cwts.					
United Kingdom (*including* Channel Islands)	788	1,335	1,273	657	45	62,306	69,270	83,236	39,776	35,135
Aden and Dependencies	215	150	109	116	142	10,175	6,503	6,810	5,740	8,720
Bahrein Islands	268	210	111	73	104	8,123	8,546	5,298	3,797	5,517
Ceylon (*excluding* Maldives)	17,652	17,560	13,350	12,918	10,406	4,06,792	3,50,873	3,58,695	2,62,503	3,03,600
Straits Settlements	3,183	1,576	596	1,921	1,792	1,01,310	58,467	54,564	62,806	61,547
Federated Malay States	296	206	319	123	248	10,691	7,648	10,254	4,547	10,344
Hongkong	168	76	237	106	76	31,107	2,762	16,691	4,615	3,816
Zanzibar and Pemba	257	328	329	304	217	9,268	10,167	8,543	11,600	6,[illegible]26
Kenya Colony	481	401	503	429	510	22,485	18,190	[illegible]7,743	18,978	20,725
Tanganyika Territory	210	280	327	396	1[illegible]0	8,691	7,723	9,092	8,899	2,101
Mauritius and Dependencies	70	71	42	30	72	3,184	2,396	2,077	788	427
British Guiana	225	327	418	419	349	12,560	17,665	22,025	17,745	8,046
Commonwealth of Australia	28	84	181	185	229	1,701	3,119	5,428	6,533	6,782
Fiji Islands	318	621	569	1,364	1[illegible]62	18,815	14,379	14,451	27,918	19,926
Other British Possessions	382	416	251	316	4[illegible]0	18,151	11,015	8,458	8,284	12,[illegible]03
TOTAL BRITISH EMPIRE	24,596	23,439	17,615	1[illegible],258	16,537	7,16,366	5,40,256	5,21,693	4,88,727	5,[illegible]4,8[illegible]
France	29	15	24	19	32	5,881	870	1,170	761	1,044
Muskat Territory and Trucial Oman	491	381	208	387	647	10,940	8,007	5,169	4,[illegible]5	7,149
Other Native States in Arabia	440	432	185	433	325	13,311	12,198	5,614	10,027	7,[illegible]80
Iraq	816	1,950	557	739	910	24,104	61,824	20,[illegible]25	21,945	18,971
Persia	530	771	628	115	[illegible]	20,913	24,741	19,[illegible]34	3,160	1,[illegible]2
China (*exclusive* of Hongkong and Macao)	37	47	152	46	46	1,728	1,617	6,[illegible]8	3,146	1,311
Japan	[illegible]	26	[illegible]27	112	126	2,418	1,[illegible]40	[illegible],919	[illegible],[illegible]21	6,501
Egypt	573	170	207	196	231	25,715	[illegible],[illegible]07	7,[illegible]89	8,[illegible]35	2,[illegible]30
Portuguese East Africa	170	134	130	96	91	[illegible],[illegible]65	[illegible],[illegible]48	[illegible],[illegible]62	[illegible],[illegible]47	3,[illegible]26
Italian East Africa (Somaliland and Eritrea)	35	94	241	319	[illegible]18	744	2,[illegible]36	3,[illegible]42	[illegible],[illegible]01	[illegible],[illegible]20
Other Foreign Countries	743	520	292	217	7[illegible]9	15,[illegible]35	[illegible],[illegible]47	[illegible],[illegible]87	[illegible],[illegible]91	[illegible],[illegible]70
TOTAL FOREIGN COUNTRIES	[illegible],[illegible]41	[illegible],[illegible]20	2,566	[illegible]	[illegible],[illegible]61	1,27,615	1,14,619	[illegible]4,[illegible]19	[illegible]8,[illegible]16	64,[illegible]81

No. 11—*continued*

ARTICLES, AND COUNTRIES OF FINAL DESTINATION ALSO SHARE OF EACH PROVINCE	QUANTITY					VALUE				
	1929-30	1930-31	1931-32	1932-33	1933-34	1929-30	1930-31	1931-32	1932-33	1933-34
						R	R	R	R	R
Provisions and Oilman's stores—*continued*										
Other sorts of Provisions—(I. E)—continued	Cwts.	Cwts.	Cwts.	Cwts.	Cwts.					
Share of Bengal	*1,961*	*1,617*	*2,409*	*2,613*	*2,850*	*94,069*	*61,277*	*1,06,802*	*78,777*	*53,390*
,, *Bombay*	*5,241*	*5,832*	*4,580*	*4,609*	*4,380*	*2,31,676*	*2,10,397*	*1,82,033*	*1,54,724*	*1,37,055*
,, *Sind*	*705*	*461*	*339*	*331*	*325*	*12,693*	*8,958*	*5,208*	*4,509*	*9,930*
,, *Madras*	*20,193*	*19,669*	*12,549*	*14,341*	*11,379*	*4,92,824*	*4,39,913*	*2,96,483*	*3,11,320*	*2,55,962*
,, *Burma*	*477*	*80*	*311*	*92*	*67*	*12,539*	*4,121*	*8,956*	*4,866*	*5,111*
TOTAL	28,577	27,659	20,181	21,986	19,501	8,43,801	7,24,666	5,99,482	5,54,196	4,59,481
Total value of Provisions and Oilman's stores—										
United Kingdom (*including* Channel Islands)	—	—	—	—	—	7,70,705	7,26,483	7,42,445	6,47,526	5,93,802
Gibraltar	—	—	—	—	—	325	11,867	405	1,195	230
Aden and Dependencies	—	—	—	—	—	66,042	52,859	53,087	60,625	41,401
Bahrain Islands	—	—	—	—	—	21,018	10,008	6,508	3,163	3,467
Maldives	—	—	—	—	—	5,302	7,805	3,051	5,702	2,795
Ceylon (*excluding* Maldives)	—	—	—	—	—	9,00,162	7,79,397	5,54,144	4,81,005	3,71,787
Straits Settlements	—	—	—	—	—	21,81,636	16,66,717	11,35,163	9,10,623	7,02,792
Federated Malay States	—	—	—	—	—	2,24,547	2,09,630	1,86,054	1,40,664	1,22,505
Hongkong	—	—	—	—	—	1,76,448	1,16,591	1,19,250	1,22,557	94,111
Union of South Africa	—	—	—	—	—	1,78,593	1,10,188	90,175	86,617	39,168
Zanzibar and Pemba	—	—	—	—	—	57,676	48,682	47,155	38,948	18,448
Kenya Colony	—	—	—	—	—	71,205	51,307	40,055	38,418	35,051
Tanganyika Territory	—	—	—	—	—	1,45,368	1,71,348	88,167	53,840	52,208
Anglo-Egyptian Sudan	—	—	—	—	—	29,793	23,203	10,160	13,149	14,083
Mauritius and Dependencies	—	—	—	—	—	1,84,204	1,39,625	1,66,386	83,954	1,05,906
Seychelles	—	—	—	—	—	8,587	7,907	6,980	8,715	6,750
Canada—										
Pacific Atlantic Coast	—	—	—	—	—	1,900	2,250	3,132	2,480	1,906
,, Pacific ,,	—	—	—	—	—	7,550	10,953	9,410	6,220	3,378
British West India Islands (*excluding* Bahamas)	—	—	—	—	—	35,845	34,595	57,804	20,781	39,843
British Guiana	—	—	—	—	—	34,670	36,880	45 127	27,304	18,386
Commonwealth of Australia	—	—	—	—	—	1,20,830	1,30,921	75,133	1,25,231	1,20,910
New Zealand	—	—	—	—	—	20,599	14,030	10,823	9,477	12,193
Fiji Islands	—	—	—	—	—	28,864	15,499	14,930	39,393	21,729
Other British Possessions	—	—	—	—	—	1,660	867	955	635	4,249
TOTAL BRITISH EMPIRE	—	—	—	—	—	52,75,674	44,79,567	34,78,799	28,68,220	24,27,138
Germany	—	—	—	—	—	6,280	2,077	1,109	4,954	1,121
Belgium	—	—	—	—	—	907	393	1,120	3,900	3,007
France	—	—	—	—	—	8,322	3,171	3,040	2,773	3,269
Muskat Territory and Trucial Oman	—	—	—	—	—	18,600	10,656	7,124	5,834	9,902
Other Native States in Arabia	—	—	—	—	—	26,967	21,871	7,984	14,169	11,789
Iraq	—	—	—	—	—	58,965	91,702	49,323	51,966	49,952
Persia	—	—	—	—	—	1,07,750	51,510	26,394	10,835	8,781
Sumatra	—	—	—	—	—	8,060	3,402	10,035	6,367	1,638
Java	—	—	—	—	—	79,570	91,030	71,997	62,763	35,488
Siam	—	—	—	—	—	60,294	94,813	92,501	67,330	41,722

No. 11—*continued*

ARTICLES, AND COUNTRIES OF FINAL DESTINATION; ALSO SHARE OF EACH PROVINCE	QUANTITY					VALUE				
	1929-30	1930-31	1931-32	1932-33	1933-34	1929-30	1930-31	1931-32	1932-33	1933-34
Provisions and Oilman's stores—*concluded*						R	R	R	R	R
***Total value of Provisions and Oilman's Stores*—continued**										
French Indo-China	—	—	—	—	—	75,290	49,234	36,[illegible]	[illegible]	[illegible]
Philippines	—	—	—	—	—	4,920	[illegible]	11,175	[illegible]	[illegible]
China (*exclusive of* Hongkong and Macao)	—	—	—	—	—	1,09,610	[illegible]	38,119	[illegible]	[illegible]
Japan	—	—	—	—	—	14,188	16,[illegible]97	20,[illegible]	[illegible]	[illegible]
Egypt	—	—	—	—	—	29,918	18,517	[illegible],416	[illegible]	[illegible]
Portuguese East Africa	—	—	—	—	—	47,925	31,[illegible]19	36,[illegible]	[illegible]	[illegible]
Italian East Africa (Somaliland and Eritrea)	—	—	—	—	—	2,737	4,100	[illegible]	[illegible]	[illegible]
French Somaliland	—	—	—	—	—	10,780	11,365	[illegible]	[illegible]	[illegible]
United States of America—										
Via Atlantic Coast	—	—	—	—	—	71,981	38,516	11,186	[illegible]	[illegible]
,, Pacific ,,	—	—	—	—	—	11,481	13,136	[illegible]	[illegible]	[illegible]
Other Foreign Countries	—	—	—	—	—	6,282	10,[illegible]	[illegible]	[illegible]	[illegible]
TOTAL FOREIGN COUNTRIES	—	—	—	—	—	7,64,704	[illegible]	[illegible]	[illegible]	[illegible]
Share of Bengal	—	—	—	—	—	*[illegible]*	*[illegible]*	*[illegible]*	*[illegible]*	*[illegible]*
,, *Bombay*	—	—	—	—	—	*[illegible]*	*[illegible]*	*[illegible]*	*[illegible]*	*[illegible]*
,, *Sind*	—	—	—	—	—	*[illegible]*	*[illegible]*	*[illegible]*	*[illegible]*	*[illegible]*
,, *Madras*	—	—	—	—	—	*[illegible]*	*[illegible]*	*[illegible]*	*[illegible]*	*[illegible]*
,, *Burma*	—	—	—	—	—	*[illegible]*	*[illegible]*	*[illegible]*	*[illegible]*	*[illegible]*
TOTAL	—	—	—	—	—	[illegible]	[illegible]	[illegible]	[illegible]	[illegible]
Rubber—	Lbs.	Lbs.	Lbs.	Lbs.	Lbs.					
Raw (II. J)—										
United Kingdom (*including* Channel Islands)	11,841,728	11,614,886	7,315,201	1,236,671	5,336,818	[illegible]	[illegible]	[illegible]	[illegible]	[illegible]
Ceylon (*excluding* Maldives)	5,806,467	5,324,637	1,827,783	[illegible]	2,600,[illegible]	[illegible]	[illegible]	[illegible]	[illegible]	[illegible]
Straits Settlements	5,524,192	4,893,598	5,030,587	4,[illegible]8,158	7,823,678	[illegible]	[illegible]	[illegible]	[illegible]	[illegible]
TOTAL BRITISH EMPIRE	23,172,787	21,832,621	14,173,571	6,655,897	15,761,146	[illegible]	[illegible]	[illegible]	[illegible]	[illegible]
Germany	117,562	112,448	324,800	67,200	353,831	[illegible]	[illegible]	[illegible]	[illegible]	[illegible]
Netherlands	..	..	..	..	146,392	..	..	..	..	[illegible]
Belgium	5,600	..	..	..	79,920	[illegible]	..	..	..	[illegible]
France	621,843	264,820	..	31,600	300,170	[illegible]	[illegible]	..	[illegible]	[illegible]
Italy (*including* Fiume)	11,200	..	..	..	64,940	[illegible]	..	..	..	[illegible]
Korea	58,160	100,814	..	..	..	[illegible]	[illegible]	..	..	..
China (*exclusive of* Hongkong and Macao)	..	..	244,760	..	..	..	..	[illegible]	..	..
Japan	188,850	531,094	122,200	147,716	150,104	[illegible]	[illegible]	[illegible]	[illegible]	[illegible]
United States of America—										
Via Atlantic Coast	1,497,765	466,004	239,660	..	1,303,814	[illegible]	[illegible]	[illegible]	[illegible]	[illegible]
TOTAL FOREIGN COUNTRIES	2,500,480	1,494,880	931,420	249,526	2,442,711	[illegible]	[illegible]	[illegible]	[illegible]	[illegible]
Share of Madras	*[illegible]*	*[illegible]*	*[illegible]*	*[illegible]*	*[illegible]*	*[illegible]*	*[illegible]*	*[illegible]*	*[illegible]*	*[illegible]*
,, *Burma*	*[illegible]*	*[illegible]*	*[illegible]*	*[illegible]*	*[illegible]*	*[illegible]*	*[illegible]*	*[illegible]*	*[illegible]*	*[illegible]*
TOTAL	[illegible]	[illegible]	[illegible]	[illegible]	[illegible]	[illegible]	[illegible]	[illegible]	[illegible]	[illegible]
Manufactures (III. N)—										
United Kingdom (*including* Channel Islands)	—	—	—	—	—	[illegible]	[illegible]	..	..	
Ceylon (*excluding* Maldives)	—	—	—	—	—	[illegible]	[illegible]	[illegible]	[illegible]	[illegible]
Union of South Africa	—	—	—	—	—	..	[illegible]	..	..	..
Other British Possessions	—	—	—	—	—	[illegible]	[illegible]	[illegible]	..	[illegible]
TOTAL BRITISH EMPIRE	—	—	—	—	—	[illegible]	[illegible]	[illegible]	[illegible]	[illegible]
TOTAL FOREIGN COUNTRIES	—	—	—	—	—	[illegible]	[illegible]	..	[illegible]	[illegible]

No. 11—*continued*

ARTICLES, AND COUNTRIES OF FINAL DESTINATION; ALSO SHARE OF EACH PROVINCE	QUANTITY					VALUE				
	1929-30	1930-31	1931-32	1932-33	1933-34	1929-30	1930-31	1931-32	1932-33	1933-34
Rubber—*continued*						R	R	R	R	R
Manufactures (III N)—*continued*										
Share of Bengal	—	—	—	—	—	*1,061*	*9,444*	*2,136*	..	*125*
,, *Madras*	—	—	—	—	—	*28,609*	*23,326*	*4,060*	*379*	*263*
,, *Burma*	—	—	—	—	—	*206*	..	*67*	*562*	*954*
TOTAL	—	—	—	—	—	29,876	32,769	6,263	941	1,342
Salt (I. I)—	Tons	Tons	Tons	Tons	Tons					
TOTAL BRITISH EMPIRE	12	14	7	10	15	2,480	3,128	2,023	1,752	2,352
TOTAL FOREIGN COUNTRIES	1	..	1	..	..	138	87	94	55	95
Share of Bengal	*12*	*12*	*7*	*4*	*15*	*2,560*	*2,945*	*1,975*	*1,403*	*2,442*
,, *Bombay*	—	*2*	*1*	*1*	..	*8*	*270*	*124*	*142*	*5*
,, *Sind*	..	—	..	*5*	..	..	..	*18*	*262*	..
,, *Burma*	*1*	..	..	..	..	*50*	..	..	..	..
TOTAL	13	14	8	10	15	2,618	3,215	2,117	1,807	2,447
Seeds—										
Oil seeds—										
Essential—										
Ajwan (II. E)—	Tons	Tons	Tons	Tons	Tons					
Aden and Dependencies	20	18	15	15	16	6,937	6,608	5,205	4,012	5,931
Ceylon (*including* Maldives)	17	18	19	17	16	6,570	7,005	8,705	5,808	5,005
Straits Settlements	63	80	61	39	68	24,869	26,367	17,206	11,398	14,802
Other British Possessions	4	3	7	7	5	3,562	3,073	5,269	3,844	3,270
TOTAL BRITISH EMPIRE	104	114	102	78	105	41,938	43,713	36,385	25,362	29,698
TOTAL FOREIGN COUNTRIES	13	12	32	17	9	5,936	6,139	7,873	5,924	2,860
Share of Bengal	..	..	..	..	..	*42*	..	*38*	*71*	..
,, *Bombay*	*117*	*126*	*134*	*95*	*114*	*47,832*	*49,852*	*44,220*	*31,215*	*32,558*
TOTAL	117	126	134	95	114	47,874	49,852	44,258	31,286	32,558
Aniseed (II. E)—	Tons	Tons	Tons	Tons	Tons					
United Kingdom (*including* Channel Islands)	..	..	..	..	126	..	..	..	..	20,072
Other British Possessions	12	10	9	17	..	4,393	5,656	4,141	4,224	484
TOTAL BRITISH EMPIRE	12	10	9	17	126	4,393	5,656	4,141	4,224	26,556
TOTAL FOREIGN COUNTRIES	..	..	2	27	38	160	79	622	2,279	6,758
Share of Bengal	*2*	*2*	*1*	*27*	*7*	*1,513*	*1,513*	*1,191*	*4,213*	*1,972*
,, *Bombay*	*10*	*8*	*10*	*2*	*157*	*2,999*	*4,209*	*3,579*	*2,277*	*31,382*
,, *Madras*	—	..	..	..	..	*41*	*25*	..	*13*	..
TOTAL	12	10	11	44	161	4,553	5,735	4,769		33,354

No. 11—*continued*

ARTICLES, AND COUNTRIES OF FINAL DESTINATION; ALSO SHARE OF EACH PROVINCE	Quantity					Value				
	1929-30	1930-31	1931-32	1932-33	1933-34	1929-30	1930-31	1931-32	1932-33	1933-34
						R	R	R	R	R
Seeds—*continued*										
Oil seeds—*continued*										
Essential—continued										
Aniseed (H. K)—	Tons	Tons	Tons	Tons	Tons					
Ceylon (*excluding* Maldives)	8	1	..	42	1	3,830	60	..	6,589	450
Straits Settlements	32	1	6	22	6	11,809	225	801	5,096	960
Other British Possessions	17	21	27	36	31	7,420	1,128	3,791	4,410	3,627
TOTAL BRITISH EMPIRE	57	23	3	100	38	22,449	6,613	4,592	16,095	4,761
TOTAL FOREIGN COUNTRIES	3	..	2	6	4	1,817	313	347	913	697
Share of Bengal	*60*	*23*	*35*	*106*	*41*	*23,973*	*6,397*	*4,939*	*16,978*	*4,981*
,, *Bombay*	..	..	..	..	..	*211*	*349*	..	*101*	*190*
,, *Madras*	..	*1*	..	..	..	*80*	*80*	..	..	..
,, *Burma*	..	..	..	..	1	..	*3*	..	..	*650*
TOTAL	60	23	35	106	42	24,266	6,876	4,939	16,987	5,811
Coriander (H. K)—	Tons	Tons	Tons	Tons	Tons					
United Kingdom (*including* Channel Islands)	10	1	20	2	..	2,780	226	5,166	780	210
Aden and Dependencies	18	19	17	20	16	6,438	6,838	6,860	6,508	6,127
Ceylon	104	351	533	1,168	1,539	19,377	72,716	3,16,680	1,62,135	1,90,776
Straits Settlements	1,100	884	759	872	1,261	1,99,077	1,68,501	1,61,022	1,67,226	2,16,188
Federated Malay States	21	22	11	91	92	5,497	5,216	2,690	13,061	10,617
Union of South Africa	72	64	68	107	104	36,812	30,429	29,991	33,436	27,765
Zanzibar and Pemba	13	14	12	15	14	9,678	9,900	8,422	7,21	9,014
Kenya Colony	39	38	43	43	38	21,806	24,226	23,667	21,81	21,163
Tanganyika Territory	11	13	11	18	10	6,886	8,390	6,212	7,026	6,711
Mauritius and Dependencies	113	68	90	78	104	18,206	10,060	17,330	13,068	13,840
Commonwealth of Australia	3	3	26	25	58	1,186	1,475	7,214	6,179	9,113
Other British Possessions	28	12	12	17	42	9,932	6,413	6,164	6,872	8,676
TOTAL BRITISH EMPIRE	1,532	1,489	1,606	2,456	3,290	3,50,488	3,11,430	3,86,697	4,35,008	5,15,00
Netherlands	..	..	..	..	240	..	..	..	..	30,385
Germany	..	..	50	..	..	..	..	7,027	..	..
France	..	..	47	..	..	..	..	9,375	..	..
Muskat Territory and Trucial Oman	8	13	12	11	11	6,783	6,979	6,663	3,869	3,810
Other Native States in Arabia	17	17	13	13	16	10,669	6,643	6,265	8,70	6,187
Java	7	53	3	50	22	1,863	6,415	660	7,269	7,167
Portuguese East Africa	17	15	17	19	17	10,671	8,358	9,091	5,000	5,0
Other Foreign Countries	19	13	2	15	7	9,650	7,526	2,4	6,700	2,617
TOTAL FOREIGN COUNTRIES	68	111	144	116	371	37,176	36,414	37,309	34,40	7
Share of Bengal	*736*	*681*	*692*	*769*	*1,857*	*1,11,178*	*11,961*	*1,07,246*	*1,21,101*	*1,44,9*
,, *Bombay*	*550*	*619*	*619*	*563*	*1,560*	*1,04,2*	*1,01,019*	*1,24,970*	*1,11,716*	*1,01,1*
,, *Sind*	..	*1*	..	*1*	*1*	*9*	*1,1*	*919*	*6*	*18*
,, *Madras*	*213*	*191*	*396*	*891*	*871*	*31,296*	*31,466*	*68,113*	*1,11,099*	*1,14,*
,, *Burma*	*161*	*166*	*131*	*197*	*404*	*58,647*	*26,0*	*26,8*	*6*	*39,*
TOTA	1,560	1,6	1,7	2,571	3,7	1,9	1,4	4,2	6,0	5,9

No. 11—*continued*

ARTICLES, AND COUNTRIES OF FINAL DESTINATION; ALSO SHARE OF EACH PROVINCE	QUANTITY					VALUE				
	1929-30	1930-31	1931-32	1932-33	1933-34	1929-30	1930-31	1931-32	1932-33	1933-34
Seeds—*continued*										
Oil seeds—*continued*						R	R	R	R	R
***Essential*—continued**										
Cummin (*other than* black) (Il. K)—	Tons	Tons	Tons	Tons	Tons					
Aden and Dependencies	16	39	31	4	42	11,488	33,913	17,690	1,869	22,474
Ceylon (*excluding* Maldives)	8	263	204	7	493	6,455	2,10,224	1,58,088	4,235	2,73,465
Straits Settlements	256	329	260	137	279	1,83,533	2,62,092	1,87,219	70,316	1,20,036
Federated Malay States	..	..	2	4	22	..	285	888	2,020	7,669
Union of South Africa	28	30	31	27	30	38,165	1,33,855	81,807	19,590	16,178
Zanzibar and Pemba	43	37	19	10	18	43,230	34,785	14,565	4,985	15,045
Kenya Colony	16	19	19	14	29	18,205	18,907	13,387	8,782	24,349
Tanganyika Territory	10	8	7	3	7	8,550	9,597	7,230	2,635	5,252
Mauritius and Dependencies	15	16	11	16	16	16,955	16,911	8,405	9,107	9,027
Other British Possessions	5	13	7	5	13	7,433	7,024	6,180	3,500	7,160
TOTAL BRITISH EMPIRE	397	754	591	227	949	3,34,014	6,27,593	4,45,558	1,27,105	5,00,646
Muskat Territory and Trucial Oman	32	42	25	7	15	27,750	28,486	14,825	1,890	5,727
Other Native States in Arabia	6	12	12	5	4	5,900	8,059	5,035	3,380	2,541
Egypt	..	..	..	..	49	..	..	85	135	20,223
Portuguese East Africa	10	14	11	10	11	11,439	13,552	10,306	6,017	5,673
United States of America—										
Pt Atlantic Coast	..	..	..	..	46	..	..	..	..	20,412
Other Foreign Countries	11	14	22	9	10	12,073	13,561	11,099	5,351	4,128
TOTAL FOREIGN COUNTRIES	59	82	70	31	135	57,162	63,658	43,150	16,773	78,704
Share of Bengal	*8*	*23*	*28*	*17*	*31*	*10,123*	*13,163*	*13,065*	*9,569*	*9,113*
" *Bombay*	*447*	*811*	*632*	*240*	*981*	*3,79,785*	*6,76,166*	*4,74,908*	*1,33,462*	*5,31,369*
" *Sind*	*1*	*1*	..	*1*	*70*	*800*	*1,122*	*25*	*370*	*31,559*
" *Madras*	..	*1*	*1*	..	*2*	*468*	*900*	*590*	*170*	*228*
TOTAL	456	836	661	258	1,084	3,91,176	6,91,251	4,88,708	1,43,878	5,74,950
Cummin (black) (Il. K)—	Tons	Tons	Tons	Tons	Tons					
Straits Settlements	62	60	45	30	26	30,596	29,164	10,164	4,468	4,188
Other British Possessions	16	16	14	19	31	9,630	9,126	8,353	6,824	10,332
TOTAL BRITISH EMPIRE	78	76	59	49	57	40,226	32,590	18,517	11,292	14,520
Java	4	7	20	10	11	2,332	3,545	5,314	2,455	1,346
Other Foreign Countries	2	1	..	2	..	1,432	1,095	590	786	567
TOTAL FOREIGN COUNTRIES	6	8	20	12	11	3,764	4,640	5,904	3,241	1,913
Share of Bengal	*62*	*61*	*79*	*59*	*57*	*36,504*	*35,357*	*23,281*	*13,775*	*11,131*
" *Bombay*	*19*	*1*	..	*1*	..	*6,286*	*1,109*	*1,140*	*328*	*426*
" *Sind*	*2*	*2*	..	*1*	*7*	*1,220*	*711*	..	*420*	*3,947*
" *Madras*	*1*	..	..	..	*4*	*150*	*53*	..	*10*	*930*
TOTAL	84	84	79	61	68	43,990	37,230	24,421	14,533	16,433
Fennel (Il. K)—	Tons	Tons	Tons	Tons	Tons					
Aden and Dependencies	12	8	9	12	6	7,300	3,506	3,386	3,647	2,702
Bahrein Islands	..	..	13	..	..	..	..	5,830	..	..

No. 11—*continued*

ARTICLES, AND COUNTRIES OF FINAL DESTINATION; ALSO SHARE OF EACH PROVINCE	QUANTITY					VALUE				
	1929-30	1930-31	1931-32	1932-33	1933-34	1929-30	1930-31	1931-32	1932-33	1933-34
Seeds—*continued*										
Oil seeds—*continued*						R	R	R	R	R
Essential—continued	Tons	Tons	Tons	Tons	Tons					
Fennel (H. K)—*continued*										
Ceylon (*excluding* Maldives)	216	213	218	232	244	88,151	88,818	84,775	81,801	84,170
Straits Settlements	145	163	120	80	114	65,046	73,240	42,248	24,136	51,097
Kenya Colony	7	8	10	11	12	5,760	5,434	5,893	6,310	5,946
Other British Possessions	22	24	14	32	21	12,068	13,941	8,434	16,139	7,909
TOTAL BRITISH EMPIRE	403	410	384	387	397	1,78,945	1,70,074	1,46,135	94,068	1,01,820
Sweden	..	..	..	7	31	..	..	..	2,300	11,290
Germany	..	..	..	..	22	..	..	..	..	5,378
Italy (*including* Fiume)	5	..	..	..	31	2,500	..	..	..	7,060
United States of America—*Vid* Atlantic Coast	..	..	11	..	30	..	..	5,549		8,615
Other Foreign Countries	9	7	21	12	13	8,450	8,799	7,298	6,167	6,740
TOTAL FOREIGN COUNTRIES	14	7	32	19	127	10,950	8,799	12,811	8,767	39,183
Share of Bengal	*189*	*5*	..	*164*	*23*	*63,791*	*1,727*	*344*	*20,135*	*12,043*
,, *Bombay*	*388*	*418*	*416*	*242*	*439*	*2,56,104*	*1,72,021*	*1,60,615*	*78,435*	*1,31,840*
,, *Sind*	..	..	..	..	..	..	*25*	*20*	..	..
,, *Madras*	..	..	..	..	*2*	..	..	..		*3 8*
TOTAL	417	423	416	406	324	1,89,895	1,73,873	1,60,979	1,04,[illegible]80	1,43,019
Fenugreek (H. K)—										
United Kingdom (*including* Channel Islands)	Tons 471	Tons 199	Tons 5	Tons ..	Tons 410	96,912	42,194	800	9	83,470
Aden and Dependencies	13	6	6	7	5	3,200	2,789	1,815	1,839	3,442
Ceylon (*excluding* Maldives)	330	353	315	310	317	1,07,758	1,27,077	1,04,424	87,189	88,096
Straits Settlements	168	181	171	121	246	61,177	68,987	60,672	40,389	68,[illegible]64
Union of South Africa	15	17	33	31	36	3,275	3,218	10,366	7,[illegible]80	[illegible]
Kenya Colony	9	9	8	11	15	3,671	3,220	4,076	3,[illegible]08	4,120
Other British Possessions	25	27	23	37	21	10,[illegible]61	11,[illegible]48	7,[illegible]24	10,720	3,977
TOTAL BRITISH EMPIRE	731	792	560	527	1,063	2,87,629	2,61,181	1,89,[illegible]80	1,51,[illegible]36	2,18,[illegible]87
Germany	70	56	18	8	..	16,160	12,772	2,700	1,230	..
Italian East Africa (Somaliland and Eritrea)	16	6	3	1	1	7,187	2,187	857	525	621
Other Foreign Countries	46	17	8	25	53	15,068	6,807	3,784	6,[illegible]04	6,171
TOTAL FOREIGN COUNTRIES	132	79	29	34	56	38,865	22,116	9,341	7,760	7,17
Share of Bengal	*24*	*17*	*26*	*20*	*19*	*5,[illegible]10*	*4,[illegible]63*	*6,[illegible]24*	*3,740*	*,[illegible]24*
,, *Bombay*	*437*	*453*	*373*	*449*	*1,017*	*2,39,[illegible]68*	*1,[illegible]2,[illegible]48*	*1,[illegible]8,[illegible]24*	*1,[illegible]5,[illegible]31*	*2,[illegible]9,[illegible]61*
,, *Sind*	*1*	*1*	..	..	*1*	*[illegible]39*	*[illegible]51*	*67*	..	*[illegible]48*
,, *Madras*	*1*	*1*	..	*1*	.	*[illegible]41*	*[illegible]90*	*84*	*[illegible]67*	..
TOTAL	863	871	500	861	1,07[illegible]	2,[illegible]5,[illegible]16	2,[illegible],[illegible]47	1,[illegible],[illegible]0	1,[illegible],[illegible]16	2,[illegible],[illegible]61
Fawn or dil (H. K)—	Tons	Tons	Tons	Tons	Tons					
United Kingdom (*including* Channel Islands)	245	141	230	210	61[illegible]	[illegible],747	91,772	[illegible],775	57,431	[illegible],[illegible]18
Other British Possessions	31	28	27	21	16	14,[illegible]9	12,[illegible]18	11,[illegible]60	11,[illegible]09	[illegible],[illegible]64
TOTAL BRITISH EMPIRE	276	169	257	231	6[illegible]	79,[illegible]16	[illegible],[illegible]95	71,[illegible]80	[illegible],[illegible]40	[illegible] 7[illegible]

No. 11—*continued*

ARTICLES, AND COUNTRIES OF FINAL DESTINATION; ALSO SHARE OF EACH PROVINCE	QUANTITY					VALUE				
	1929-30	1930-31	1931-32	1932-33	1933-34	1929-30	1930-31	1931-32	1932-33	1933-34
						R	R	R	R	R
Seeds—*continued*										
Oil seeds—*continued*										
***Essential*—continued**										
Saws or dil (H. K)—*continued*	Tons	Tons	Tons	Tons	Tons					
Netherlands	25	14	25	9	10	7,089	5,358	4,969	1,521	1,700
France	84	27	..	..	20	26,209	8,884	..	..	3,360
United States of America—*Vid* Atlantic Coast	14	35	44	50	68	6,250	8,283	7,920	7,525	12,692
Other Foreign Countries	32	7	11	26	24	11,455	3,134	2,786	6,024	4,872
TOTAL FOREIGN COUNTRIES	155	83	80	85	122	51,001	25,659	15,675	15,070	22,104
Share of Bengal	*2*	*3*	*7*	*7*	*2*	*440*	*410*	*1,380*	*1,094*	*160*
„ *Bombay*	*429*	*249*	*430*	*420*	*554*	*1,30,337*	*69,944*	*85,540*	*83,116*	*89,700*
„ *Sind*	..	..	..	..	..	..	..	*15*	..	..
TOTAL	431	252	437	427	556	1,30,777	70,354	86,935	84,210	89,860
Other sorts (H. K)—	Tons	Tons	Tons	Tons	Tons					
TOTAL BRITISH EMPIRE	..	4	2	22	17	490	1,269	1,065	7,630	5,603
Belgium	..	..	..	35	14	..	..	..	9,382	3,887
France	..	33	201	9	50	..	10,552	65,505	2,080	10,020
Italian East Africa (Somaliland and Eritrea)	..	..	64	..	..	180	..	24,808	..	..
United States of America—*Vid* Atlantic Coast	3	121	1,025	1,244	680	2,090	70,001	4,20,555	3,76,410	1,43,925
„ Pacific „	..	..	..	24	..	..	..	..	6,880	..
Other Foreign Countries	..	..	3	5	6	195	901	1,488	2,595	2,970
TOTAL FOREIGN COUNTRIES	3	154	1,293	1,317	750	2,465	81,454	5,12,306	3,97,297	1,60,802
Share of Bengal	..	..	..	..	..	..	..	..	..	..
„ *Bombay*	*3*	*158*	*1,294*	*1,339*	*747*	*2,805*	*60,444*	*5,02,246*	*4,04,887*	*1,66,400*
„ *Sind*	..	*3*	*1*	..	..	*150*	*22,234*	*11,125*	—	—
„ *Madras*	..	..	..	..	..	..	*45*	..	*70*	*5*
TOTAL	3	158	1,295	1,339	747	2,955	82,723	5,13,371	4,04,957	1,66,405
Linseed, *Essential*—	Tons	Tons	Tons	Tons	Tons					
United Kingdom (*including* Channel Islands)	428	348	356	343	953	1,69,847	76,070	67,427	65,530	1,32,132
Aden and Dependencies	83	93	82	58	85	40,646	60,119	36,846	17,887	38,556
Bahrein Islands	4	..	18	1	5	2,751	1,119	8,763	301	2,770
Maldives	4	1	1	..	9	928	328	198	6,417	201
Ceylon (*excluding* Maldives)	701	1,209	1,304	1,794	2,628	2,38,412	5,05,102	4,75,946	3,00,318	6,28,220
Straits Settlements	1,840	1,718	1,436	1,354	2,026	5,81,550	5,90,280	4,84,087	3,27,798	4,61,963
Federated Malay States	30	31	26	107	182	7,659	5,378	6,225	18,029	22,677
Hongkong	26	32	33	52	32	10,034	6,366	5,906	9,744	6,520
Union of South Africa	141	131	139	173	181	1,12,341	89,494	78,426	64,741	56,643
Zanzibar and Pemba	60	56	33	29	33	58,149	49,549	25,318	15,496	24,066
Kenya Colony	66	81	85	90	118	54,652	57,600	48,075	43,441	57,317
Tanganyika Territory	23	22	22	26	21	18,666	22,131	16,807	13,285	12,358
Mauritius and Dependencies	142	98	110	112	132	42,414	33,977	30,099	26,191	26,454
Commonwealth of Australia	4	3	37	25	61	1,336	1,589	7,588	4,266	10,572
Fiji Islands	19	15	17	21	35	10,793	10,286	8,826	8,745	8,431
Other British Possessions	19	14	5	18	8	9,146	8,248	3,805	6,228	3,976
TOTAL BRITISH EMPIRE	3,590	3,847	3,704	4,204	6,462	13,58,348	15,15,634	13,05,242	9,34,117	14,90,686

No. 11—*continued*

ARTICLES, AND COUNTRIE OF FINAL DESTINATION; ALSO SHARE OF EACH PROVINCE	QUANTITY					VALUE				
	1929-30	1930-31	1931-32	1932-33	1933-34	1929-30	1930-31	1931-32	1932-33	1933-34
Seeds—*continued*						R	R	R	R	R
Oil seeds—*continued*										
Essential—concluded										
Total Seeds, Essential—continued	Tons	Tons	Tons	Tons	Tons					
Sweden	..	..	..	7	31	..	..	..	[illegible]	[illegible]
Germany	80	61	76	25	35	[illegible]	[illegible]	11,713	3,512	[illegible]
Netherlands	28	14	28	29	410	[illegible]	[illegible]	4,969	2,009	[illegible]
Belgium	10	..	10	37	14	[illegible]	..	[illegible]	[illegible]	[illegible]
France	84	60	268	9	70	[illegible]	[illegible]	[illegible]	[illegible]	[illegible]
Italy (*including* Fiume)	15	..	..	..	32	[illegible]	..	..	..	[illegible]
Muscat Territory and Trucial Oman	49	65	40	18	30	[illegible]	[illegible]	[illegible]	[illegible]	[illegible]
Other Native States in Arabia	38	38	43	42	30	[illegible]	[illegible]	[illegible]	[illegible]	[illegible]
Java	14	61	36	88	46	[illegible]	[illegible]	[illegible]	[illegible]	[illegible]
Siam	9	8	6	12	5	[illegible]	[illegible]	[illegible]	[illegible]	[illegible]
Egypt	11	3	3	6	95	[illegible]	[illegible]	[illegible]	[illegible]	[illegible]
Portuguese East Africa	37	31	39	35	40	[illegible]	[illegible]	[illegible]	[illegible]	[illegible]
Italian East Africa (Somaliland and Eritrea)	24	15	70	7	5	[illegible]	[illegible]	[illegible]	[illegible]	[illegible]
United States of America—Pld Atlantic Coast	17	158	1,090	1,304	830	[illegible]	[illegible]	[illegible]	[illegible]	[illegible]
,, Pacific ,,	..	..	..	24	..	..	..	10	[illegible]	..
Other Foreign Countries	87	91	15	26	9	[illegible]	[illegible]	[illegible]	[illegible]	[illegible]
TOTAL FOREIGN COUNTRIES	453	536	1,718	1,664	1,583	[illegible]	[illegible]	[illegible]	[illegible]	[illegible]
Share of Bengal	*1,063*	*796*	*778*	*1,179*	*[illegible]*	*[illegible]*	*[illegible]*	*[illegible]*	*[illegible]*	*[illegible]*
,, *Bombay*	*2,489*	*3,034*	*4,108*	*3,287*	*4,099*	*[illegible]*	*[illegible]*	*[illegible]*	*[illegible]*	*[illegible]*
,, *Sind*	*6*	*6*	*1*	*3*	*31*	*[illegible]*	*[illegible]*	*[illegible]*	*1,471*	*[illegible]*
,, *Madras*	*165*	*199*	*397*	*[illegible]*	*[illegible]*	*[illegible]*	*[illegible]*	*[illegible]*	*[illegible]*	*[illegible]*
,, *Burma*	*342*	*346*	*133*	*497*	*[illegible]*	*[illegible]*	*[illegible]*	*[illegible]*	*[illegible]*	*[illegible]*
TOTAL	[illegible]	[illegible]	[illegible]	[illegible]	[illegible]	[illegible]	[illegible]	[illegible]	[illegible]	[illegible]
Non-essential—										
Castor (H. K)—	Tons	Tons	Tons	Tons	Tons					
United Kingdom (*including* Channel Islands)	24,672	19,556	23,237	22,732	27,002	[illegible]	[illegible]	[illegible]	[illegible]	[illegible]
Commonwealth of Australia	..	739	1,166	963	960	..	[illegible]	[illegible]	1,18,183	[illegible]
New Zealand	..	..	..	100	..	..	..	..	[illegible]	..
Other British Possessions	..	8	1	8	8	198	[illegible]	[illegible]	[illegible]	[illegible]
TOTAL BRITISH EMPIRE	24,672	[illegible]	24,404	23,798	27,967	[illegible]	[illegible]	[illegible]	[illegible]	[illegible]
Poland (*including* Danzig)	..	..	..	..	100	..	..	..	..	[illegible]
Germany	1,074	1,471	925	1,562	[illegible]	[illegible]	[illegible]	[illegible]	[illegible]	[illegible]
Netherlands	..	..	..	..	[illegible]	..	..	..	..	[illegible]
Belgium	[illegible]	[illegible]	[illegible]	[illegible]	[illegible]	[illegible]	[illegible]	[illegible]	[illegible]	[illegible]
France	[illegible]	[illegible]	[illegible]	[illegible]	[illegible]	[illegible]	[illegible]	[illegible]	[illegible]	[illegible]
Spain	[illegible]	[illegible]	[illegible]	[illegible]	[illegible]	[illegible]	[illegible]	[illegible]	[illegible]	[illegible]
Portugal (*including* Azores and Madeira)	..	..	..	..	[illegible]	..	..	..	..	[illegible]
Italy (*including* Fiume)	[illegible]	[illegible]	[illegible]	[illegible]	[illegible]	[illegible]	[illegible]	[illegible]	[illegible]	[illegible]
Hungary	..	..	[illegible]	..	..	..	..	[illegible]	..	..
Greece	[illegible]	[illegible]	[illegible]	[illegible]	[illegible]	[illegible]	[illegible]	[illegible]	[illegible]	[illegible]
Philippines	..	..	..	[illegible]	..	..	..	..	[illegible]	..
Japan	[illegible]	[illegible]	[illegible]	[illegible]	..	[illegible]	[illegible]	[illegible]	[illegible]	..

No. 11—*continued*

ARTICLES AND COUNTRIES OF FINAL DESTINATION; ALSO SHARE OF EACH PROVINCE	QUANTITY					VALUE				
	1929-30	1930-31	1931-32	1932-33	1933-34	1929-30	1930-31	1931-32	1932-33	1933-34
						R	R	R	R	R
Seeds—*continued*										
Oil seeds—*continued*										
***Non-essential*—continued**										
Castor (II. K)—*continued*	Tons	Tons	Tons	Tons	Tons					
Egypt	206	..	1,068	..	50	, 84	..	1,28,405	..	4,875
Portuguese East Africa	..	..	..	..	200	..	..	..	..	20,750
United States of America—										
Via Atlantic Coast	50,987	34,179	34,748	28,434	23,451	1,01,46,527	57,24,348	48,40,656	40,80,053	20,14,863
,, Pacific ,,	..	4,840	..	..	..	..	7,38,622	..	..	..
Other Foreign Countries	..	..	..	..	..	20	..	..	..	..
TOTAL FOREIGN COUNTRIES	81,741	71,219	79,570	62,002	53,502	1,65,35,200	1,22,26,310	1,14,53,211	80,40,247	65,91,717
Share of Bengal	*11,642*	*9,673*	*10,391*	*3,347*	*1,124*	*21,06,168*	*3,95,036*	*12,99,570*	*4,52,319*	*1,12,959*
,, *Bombay*	*61,033*	*47,136*	*60,142*	*49,389*	*33,626*	*1,25,76,216*	*80,04,328*	*89,08,783*	*70,40,150*	*49,56,896*
,, *Sind*	*623*	*35*	*34*	*47*	*89*	*1,37,041*	*5,150*	*4,251*	*6,636*	*10,159*
,, *Madras*	*33,118*	*41,279*	*33,407*	*33,107*	*16,720*	*66,76,749*	*71,80,727*	*47,56,889*	*49,01,537*	*57,73,917*
TOTAL	106,418	91,022	103,974	85,890	51,559	2,14,96,164	1,55,85,241	1,49,69,493	1,24,00,641	99,52,931
Copra or coconut kernel (II. K)—	Tons	Tons	Tons	Tons	Tons					
TOTAL BRITISH EMPIRE	18	15	4	1	6	7,268	4,843	2,465	1,118	2,247
Muskat Territory and Trucial Oman	6	9	3	3	4	5,085	4,012	1,812	1,787	2,097
Iraq	23	22	18	30	23	11,070	10,350	8,472	11,785	7,254
Persia	60	10	2	..	..	41,377	10,082	950	..	..
Other Foreign Countries	5	4	..	1	..	3,119	3,372	928	1,445	1,131
TOTAL FOREIGN COUNTRIES	94	54	23	34	27	60,651	28,716	12,162	15,017	10,482
Share of Bengal	..	..	..	..	..	..	*125*	*500*	..	..
,, *Bombay*	*106*	*56*	*26*	*35*	*32*	*64,160*	*30,458*	*13,633*	*15,248*	*11,65*
,, *Sind*	..	*3*	..	..	*1*	*1,339*	*1,487*	*342*	*770*	*1,056*
,, *Madras*	*1*	..	..	.	..	*642*	..	..	*117*	..
,, *Burma*	*6*	*10*	*1*	..	..	*1,178*	*1,489*	*150*	..	*5*
TOTAL	112	69	27	35	33	67,319	33,559	14,627	16,130	12,729
Cotton (II. K)—	Tons	Tons	Tons	Tons	Tons					
United Kingdom (*including* Channel Islands)	56,797	40,538	10,745	1,500	3,334	53,69,626	21,83,128	5,20,412	85,009	1,[illegible]9,026
Aden and Dependencies	27	5	8	..	..	6,095	1,060	1,342	..	..
Ceylon (*excluding* Maldives)	933	801	894	688	736	1,05,611	87,255	72,388	56,672	52,671
Other British Possessions	1	..	..	1	..	158	10	..	100	..
TOTAL BRITISH EMPIRE	57,758	41,344	11,647	2,189	4,070	54,81,490	22,71,453	5,94,142	1,41,772	2,41,697
Spain	..		..	200	..	..	..	..	25,123	..
Egypt	..	..	..	..	1,500	..	..	..	..	82,500
Other Foreign Countries	60	6	8	..	5	5,838	2,374	1,007	139	556
TOTAL FOREIGN COUNTRIES	60	6	8	200	1,505	5,838	2,374	1,007	25,262	83,056
Share of Bengal	*200*	..	..	..	..	*13,000*	*1,650*	..	..	..
,, *Bombay*	*56,869*	*40,[illegible]95*	*10,945*	*1,638*	*4,975*	*51,96,107*	*22,11,244*	*5,46,818*	*1,01,742*	*2,37,59[illegible]*
,, *Sind*	*2,044*	*6*	*1*	..	*18*	*2,12,066*	*711*	*163*	*70*	*1,153*
,, *Madras*	*558*	*519*	*677*	*751*	*572*	*57,190*	*60,190*	*46,274*	*65,212*	*35,376*
,, *Burma*	*106*	..	*32*	..	*11*	*9,965*	*13*	*1,200*	..	*365*
TOTAL	57,818	41,350	11,655	2,389	5,575	54,87,328	22,73,307	5,96,149	1,67,054	3,24,7[illegible]3

No. 11—*continued*

ARTICLES, AND COUNTRIES OF FINAL DESTINATION; ALSO SHARE OF EACH PROVINCE	Quantity					Value				
	1929-30	1930-31	1931-32	1932-33	1933-34	1929-30	1930-31	1931-32	1932-33	1933-34
Seeds—*continued*						R	R	R	R	R
Oil seeds—*continued*										
Non-essential—continued										
Groundnuts (H. K)—	Tons	Tons	Tons	Tons	Tons					
United Kingdom (*including* Channel Islands)	53,240	47,159	77,933	31,648	52,821	1,24,36,947	71,52,358	1,14,71,816	[illegible]	[illegible]
Palestine	41	58	90	1,063	4,947	12,407	15,181	20,619	1,40,[illegible]	[illegible]
Aden and Dependencies	47	45	36	38	37	19,062	14,294	11,197	11,01[illegible]	[illegible]
Bahrein Islands	527	1	..	..	..	1,16,060	170	..	20	..
Ceylon (*exclusive* Maldives)	453	486	523	389	637	79,401	68,[illegible]18	46,638	[illegible]	[illegible]
Straits Settlements	551	2	193	67	674	1,24,306	630	13,972	8,767	75,880
Federated Malay States	..	..	..	..	132	..	..	..	10	15,205
Hongkong	477	..	..	..	..	1,11,640	..	..	..	..
Union of South Africa	850	900	1,400	700	950	1,71,128	96,[illegible]28	2,06,778	1,28,800	3,01,[illegible]
Mauritius and Dependencies	..	120	..	1	21	..	21,[illegible]00	..	132	1,[illegible]04
British West India Islands (*excluding* Bahamas)	..	..	18	17	3	..	..	3,[illegible]43	3,070	58[illegible]
Commonwealth of Australia	..	..	..	..	672	..	..	..	..	18,019
Other British Possessions	16	6	10	13	22	4,518	2,[illegible]65	2,2[illegible]	2,[illegible]78	6,[illegible]88
TOTAL BRITISH EMPIRE	56,202	49,779	80,203	33,051	60,916	1,30,79,256	73,[illegible],161	1,17,75,[illegible]76	81,07,189	[illegible]
Sweden	2,002	2,000	4,712	..	818	4,89,900	2,[illegible],9[illegible]0	3,96,[illegible]78	..	1,21,[illegible]40
Norway	3,969	9,516	6,969	2,496	2,[illegible]00	9,19,894	14,69,[illegible]70	9,01,849	3,[illegible]7,[illegible]15	2,67,[illegible]12
Denmark	3,718	900	4,138	1,501	6,818	5,57,661	1,72,[illegible]20	3,47,850	2,41,[illegible]10	7,76,780
Germany	210,068	110,707	121,751	48,129	97,249	4,79,54,798	2,[illegible]8,51,[illegible]56	1,76,[illegible],894	75,[illegible]0,119	1,[illegible]7,[illegible]19
Netherlands	154,165	107,350	147,192	87,476	100,856	3,50,64,713	2,07,[illegible],[illegible]43	2,10,[illegible]5,[illegible]68	1,37,61,[illegible]20	3,[illegible]78,[illegible]60
Belgium	6,108	2,229	4,457	8,627	13,491	13,65,815	3,[illegible]0,798	6,[illegible]9,470	13,[illegible]4,230	14,[illegible]85[illegible]
France	210,866	172,232	223,241	219,447	188,080	6,46,[illegible]8,811	3,[illegible]7,[illegible]5,460	5,53,[illegible]2,661	3,47,[illegible]8,658	2,[illegible]7,705
Spain	100	550	100	..	..	22,500	79,[illegible]19	13,000	..	..
Italy (*including* Fiume)	55,709	[illegible],07[illegible]	80,[illegible]66	28,216	73,413	1,25,33,[illegible]30	1,13,[illegible]3,[illegible]86	1,[illegible]8,[illegible]2,[illegible]83	64,[illegible]2,[illegible]19	[illegible]
Austria	1,963	26	22	..	..	5,15,232	[illegible],[illegible]2[illegible]	3,[illegible]48	..	
Greece (*including* Crete)	35	10	35	10	28[illegible]	2,[illegible]2[illegible]	1,087	[illegible],980	[illegible],[illegible]40	[illegible],[illegible]48
Turkey Asiatic	2,099	..	..	..	4	4,46,[illegible]50	..	..	..	[illegible]
Turkey, European	80	.	..	8	..	[illegible]0,[illegible]80	..	..	[illegible]00	..
Syria	129	142	93	49	182	47,700	48,[illegible]38	[illegible]7,732	[illegible]2,[illegible]48	[illegible],[illegible]80
Muskat Territory and Trucial Oman	23	25	8	9	24	7,807	[illegible],[illegible]0	[illegible],[illegible]0[illegible]	[illegible],[illegible]41	[illegible],[illegible]78
Other Native States in Arabia	23	21	40	33	49	7,[illegible]93	[illegible],[illegible]39	[illegible]0,[illegible]01	[illegible],[illegible]26	[illegible],[illegible]17
Iraq	60	44	40	41	93	15,968	[illegible],[illegible]79	[illegible]0,[illegible]85	[illegible]1,[illegible]80[illegible]	[illegible],[illegible]81
Persia	27	10	1	..	..	5,797	2,[illegible]72	[illegible]80	..	..
Egypt	6,466	76	502	3,026	1,916	[illegible]0,[illegible]4[illegible]	[illegible]0,[illegible]0[illegible]	1,[illegible]4,927	[illegible],[illegible]2,[illegible]13	[illegible],[illegible]16
United States of America—Pacific Coast	4	1	..	..	1,100	[illegible]00	[illegible]50	[illegible]6	..	[illegible],[illegible]07
Argentine Republic (*including* the Atlantic Coast of Patagonia)	101	522	..	..	..	[illegible]5,660	72,[illegible]88	..	..	..
Other Foreign Countries	4	1	21	2	10	1,402	441	[illegible],[illegible]68	[illegible]1,[illegible]	[illegible],[illegible]16
TOTAL FOREIGN COUNTRIES	667,966	[illegible]2,[illegible]43	891,770	[illegible],[illegible]61	[illegible],[illegible]48	[illegible],[illegible],[illegible]03	[illegible],[illegible],[illegible]59	[illegible],[illegible],[illegible]08	[illegible],[illegible]1,[illegible]	[illegible],[illegible],[illegible]7[illegible]
Share of Bengal	..	[illegible]0	[illegible]	..	..	..	[illegible],[illegible]10	[illegible]21	..	..
" *Bombay*	[illegible]21,[illegible]04[illegible]	[illegible]13,[illegible]47	[illegible]76,[illegible]26	[illegible]1,[illegible]94	[illegible]1,[illegible]73	[illegible],[illegible],[illegible]67,[illegible]69	[illegible],[illegible],[illegible]12,[illegible]49	[illegible],[illegible],[illegible]67,[illegible]73	[illegible],[illegible],[illegible]33,[illegible]66	[illegible],[illegible],[illegible]11
" *Sind*	[illegible]18	[illegible]18	[illegible]	[illegible]0	[illegible]4	[illegible]7,[illegible]96	[illegible]9,[illegible]73	[illegible],[illegible]87	[illegible],[illegible]46	[illegible],[illegible]16
" *Madras*	[illegible]42,[illegible]63	[illegible]47,[illegible]04	[illegible]95,[illegible]11	[illegible]49,[illegible]49	[illegible]16,[illegible]27	[illegible],[illegible],[illegible]87,[illegible]78	[illegible],[illegible],[illegible]91,[illegible]10	[illegible],[illegible],[illegible]76,[illegible]04	[illegible],[illegible],[illegible]49,[illegible]74[illegible]	[illegible],[illegible],[illegible]46,[illegible]37
" *Burma*	[illegible]7	..	[illegible]7	[illegible]	[illegible]0	[illegible]3,[illegible]39	[illegible]5	[illegible],[illegible]97	[illegible]04	[illegible],[illegible]64
TOTAL	[illegible]14,[illegible]57	[illegible]01,[illegible]06	[illegible]71,[illegible]73	[illegible]38,[illegible]18	[illegible]44,[illegible]49	[illegible],[illegible],[illegible]20	[illegible],[illegible],[illegible]78[illegible]	[illegible],[illegible],[illegible]02	[illegible],[illegible],[illegible]54[illegible]	[illegible],[illegible],[illegible]46
Linseed (H. K)—	Tons	Tons	Tons	Tons	Tons					
United Kingdom (*including* Channel Islands)	[illegible]9,[illegible]36	[illegible]7,[illegible]46	[illegible]4,[illegible]38	[illegible]4,[illegible]70	[illegible]7[illegible],[illegible]28	[illegible],[illegible],[illegible]20	[illegible],[illegible],[illegible]42	[illegible],[illegible],[illegible]82	[illegible],[illegible],[illegible]28	[illegible],[illegible],[illegible]71

No. 11—*continued*

ARTICLES, AND COUNTRIES OF FINAL DESTINATION; ALSO SHARE OF EACH PROVINCE	QUANTITY					VALUE				
	1929-30	1930-31	1931-32	1932-33	1933-34	1929-30	1930-31	1931-32	1932-33	1933-34
						R	R	R	R	R
Seeds—*continued*										
Oil seeds—*continued*										
Non essential—continued										
Linseed (H. K)—*continued*	Tons	Tons	Tons	Tons	Tons					
Commonwealth of Australia	22,775	10,970	10,038	9,415	11,958	52,16,852	21,91,836	11,55,493	10,18,780	13,60,484
New Zealand	..	100	..	..	..	..	23,179	..	..	..
Fiji Islands	..	..	200	..	..	..	..	21,840	..	..
Other British Possessions	37	17	27	22	30	10,019	6,075	6,963	6,044	5,021
TOTAL BRITISH EMPIRE	102,348	68,692	24,398	23,717	188,413	2,33,61,140	1,46,29,172	28,30,078	26,79,656	2,14,90,870
Norway	..	..	..	250	250	..	..	..	28,073	31,801
Poland (*including* Dantzig)	..	..	..	..	100	..	..	..	..	13,500
Germany	10,474	10,640	9,844	9,480	10,310	24,27,546	23,33,380	13,64,148	13,31,562	13,35,057
Netherlands	7,054	22,799	400	200	8,984	16,18,831	52,00,730	45,017	32,148	5,23,792
Belgium	12,835	13,223	760	345	10,204	33,40,185	28,68,220	90,594	30,745	12,66,716
France	50,711	24,980	44,213	21,611	42,603	1,13,93,578	52,68,997	55,21,450	25,01,495	51,33,695
Spain	7,025	8,645	3,849	1,650	9,100	17,03,235	17,64,435	5,38,677	2,09,115	10,53,215
Italy (*including* Fiume)	28,429	32,029	14,619	10,578	21,690	66,33,441	72,61,158	23,76,057	18,13,689	31,25,476
Bulgaria	..	100	..	..	..	..	17,723	..	..	..
Greece (*including* Crete)	3,505	2,075	3,100	2,080	6,304	6,98,489	5,50,077	3,42,081	3 17,001	6,95,207
Japan	10,210	2,854	6,259	150	1,404	22,69,185	5,98,292	7,46,002	17,018	1,08,429
Egypt	13,478	68,945	12,788	1,028	38	30,32,424	1,35,99,164	14,53,745	1,16,010	4,326
Portuguese East Africa	62	6	3	1	1	12,993	620	573	587	191
United States of America—										
Via Atlantic Coast	2,000	..	..	200	83,961	5,05,272	..	..	24,000	1,08,61,737
,, Pacific ,,	..	..	50	..	600	..	..	6,000	..	68,505
Other Foreign Countries	1	2	..	..	..	470	812	36	54	105
TOTAL FOREIGN COUNTRIES	145,814	188,107	95,885	48,473	190,435	3,38,85,649	3,94,77,007	1,24,80,340	64,31,097	2,42,60,252
Share of Bengal	*168,427*	*153,898*	*75,650*	*47,166*	*188,627*	*3,72,76,831*	*3,12,35,290*	*85,68,073*	*52,23,788*	*2,08,13,673*
,, *Bombay*	*79,735*	*101,901*	*44,703*	*25,024*	*184,718*	*1,99,59,629*	*2,28,71,489*	*67,43,245*	*33,86,965*	*2,43,14,891*
,, *Madras*	..	..	..	..	*5,523*	*160*	..	..	..	*6,22,561*
,, *Burma*	..	..	..	..	..	*169*	..	..	..	..
TOTAL	248,162	256,799	120,283	72,190	378,868	5,72,36,789	5,41,06,779	1,53,11,318	91,10,753	4,57,51,128
Mowa or Mowra (H. K)—	Tons	Tons	Tons	Tons	Tons					
United Kingdom (*including* Channel Islands)	..	100	..	25	..	..	10,014	..	4,700	..
Other British Possessions	2	..	..	..	..	675	..	..	..	15
TOTAL BRITISH EMPIRE	2	100	..	25	..	675	10,014	..	4,700	15
Netherlands	100	200	..	..	..	15,750	20,000	..	..	..
Belgium	300	1,130	..	146	..	46,625	1,19,796	..	16,874	..
Other Foreign Countries	..	..	..	..	..	50	..	..	..	..
TOTAL FOREIGN COUNTRIES	400	1,330	..	146	..	62,425	1,39,796	..	16,874	..
Share of Bombay	*402*	*1,226*	..	*171*	..	*63,100*	*1,26,089*	..	*21,574*	*15*
,, *Madras*	..	*205*	..	..	..	..	*23,720*	..	..	..
TOTAL	402	1,430	..	171	..	63,100	1,49,809	..	21,574	15
Mustard (H. K)—	Tons	Tons	Tons	Tons	Tons					
United Kingdom (*including* Channel Islands)	..	30	10	20	20	..	6,759	2,648	3,892	3,362
Ceylon (*excluding* Maldives)	12	92	100	61	212	4,371	19,357	15,039	8,982	26,290
Straits Settlements	68	59	29	42	74	29,209	19,304	9,899	13,[illegible]	20,494
Mauritius and Dependencies	24	27	22	31	32	7,852	9,397	8,186	7,[illegible]	7,320
Other British Possessions	35	62	47	58	49	14,658	20,469	12,381	13,786	11,510
TOTAL BRITISH EMPIRE	139	270	208	212	387	56,090	77,286	48,153	48,268	68,976

No. 11—*continued*

ARTICLES, AND COUNTRIES OF FINAL DESTINATION; ALSO SHARE OF EACH PROVINCE	QUANTITY					VALUE				
	1929-30	1930-31	1931-32	1932-33	1933-34	1929-30	1930-31	1931-32	1932-33	1933-34
						R	R	R	R	R
Seeds—*continued*										
Oil seeds—*continued*										
***Non-essential*—continued**										
Mustard (H. K)—*continued*	Tons	Tons	Tons	Tons	Tons					
Germany	306	246	306	446	337	87,463	[illegible]	[illegible]	[illegible]	[illegible]
Netherlands	118	84	164	196	257	35,236	[illegible]	[illegible]	[illegible]	[illegible]
Belgium	284	369	521	801	328	69,161	[illegible]	[illegible]	[illegible]	[illegible]
France	1,539	1,466	1,528	1,870	1 [illegible]	[illegible]	[illegible]	[illegible]	[illegible]	[illegible]
Spain	220	..	..	..	..	48,600	..	..	..	..
Italy (*including* Fiume)	6	..	..	103	5	1,460	..	.	[illegible]	[illegible]
Egypt	30	..	..	..	..	9,375	..	..	150	..
United States of America—*Vid* Atlantic Coast	..	100	72	26	101	..	[illegible]	[illegible]	[illegible]	[illegible]
Other Foreign Countries	6	..	3	3	3	2,087	591	1,891	1,143	[illegible]
TOTAL FOREIGN COUNTRIES	2,461	2,265	2,594	3,443	3 [illegible]	7,06,276	[illegible]	[illegible]	[illegible]	[illegible]
Share of Bengal	*143*	*89*	*58*	*61*	*54*	*36,189*	[illegible]	[illegible]	[illegible]	[illegible]
„ *Bombay*	*2,357*	*2,161*	[illegible]	*3,026*	*2,710*	[illegible]	[illegible]	[illegible]	[illegible]	[illegible]
„ *Sind*	*99*	*166*	*414*	*536*	*483*	*21,748*	*21,685*	*53,738*	*63,478*	*46 [illegible]*
„ *Madras*	*2*	*100*	*98*	*51*	*193*	*765*	*33 [illegible]*	*11,618*	*6,997*	*23,945*
„ *Burma*	..	..	..	..	..	*4*	*2*	*16*	..	*[illegible]*
TOTAL	2,600	2,535	2,802	3,655	3,389	[illegible]	[illegible]	[illegible]	[illegible]	[illegible]
Niger (H. K)—	Tons	Tons	Tons	Tons	Tons					
United Kingdom (*including* Channel Islands)	339	471	336	377	331	47,408	76,943	[illegible]	[illegible]	[illegible]
Other British Possessions	5	31	2	6	4	1,460	[illegible]	400	1,110	740
TOTAL BRITISH EMPIRE	344	502	338	383	335	48,948	79,763	[illegible]	[illegible]	[illegible]
Germany	1,237	897	831	1,460	1,265	[illegible]	[illegible]	[illegible]	[illegible]	[illegible]
Netherlands	111	199	178	200	[illegible]	22,675	35,002	28,435	27,444	[illegible]
Belgium	304	347	154	178	[illegible]	60,526	53,094	21,763	[illegible]	28 [illegible]
France	1,508	..	5	5	15	[illegible]	..	656	750	2,170
Spain	310	..	..	..	..	62,760	..	..	..	..
Italy (*including* Fiume)	75	100	..	..	..	14,000	[illegible]	..	..	[illegible]
United States of America—*Vid* Atlantic Coast	66	8	42	87	59	10,245	1,782	7,022	[illegible]	[illegible]
Other Foreign Countries	..	..	..	..	[illegible]	40	825	..	..	6,276
TOTAL FOREIGN COUNTRIES	3,708	1,481	1,210	1,930	1,912	[illegible]	[illegible]	[illegible]	[illegible]	[illegible]
Share of Bengal	..	..	..	*2*	*1*	..	*180*	*40*	*[illegible]*	*[illegible]*
„ *Bombay*	*2,169*	*539*	*388*	*475*	*261*	*[illegible]*	*[illegible]*	*[illegible]*	*[illegible]*	*[illegible]*
„ *Madras*	*2,782*	*1,516*	*1,209*	*1,837*	*1,938*	*[illegible]*	*[illegible]*	*[illegible]*	*[illegible]*	*[illegible]*
TOTAL	3,947	2,056	1,548	2,318	[illegible]	[illegible]	[illegible]	[illegible]	[illegible]	[illegible]
Poppy (H. K)—	Tons	Tons	Tons	Tons	Tons					
United Kingdom (*including* Channel Islands)	12	..	..	5	44	[illegible]	[illegible]	..	[illegible]	[illegible]
Ceylon (*including* Maldives)	28	20	18	19	16	[illegible]	[illegible]	[illegible]	[illegible]	[illegible]
Straits Settlements	71	80	88	40	27	[illegible]	[illegible]	[illegible]	[illegible]	[illegible]
Other British Possessions	4	7	17	9	8	[illegible]	[illegible]	[illegible]	[illegible]	[illegible]
TOTAL BRITISH EMPIRE	115	107	123	83	[illegible]	[illegible]	[illegible]	[illegible]	[illegible]	[illegible]
Denmark	..	7	..	172	[illegible]	..	[illegible]	..	[illegible]	[illegible]
Germany	22	140	1	294	9	[illegible]	[illegible]	270	[illegible]	[illegible]
Netherlands	33	..	1	135	[illegible]	[illegible]	[illegible]	[illegible]	[illegible]	[illegible]
France	..	200	104	76	[illegible]	..	[illegible]	[illegible]	[illegible]	[illegible]

No. 11—*continued*

ARTICLES, AND COUNTRIES OF FINAL DESTINATION; ALSO SHARE OF EACH PROVINCE	QUANTITY					VALUE				
	1929-30	1930-31	1931-32	1932-33	1933-34	1929-30	1930-31	1931-32	1932-33	1933-34
Seeds—*continued*						R	R	R	R	R
Oil seeds—*continued*										
Non-essential—*continued*										
Poppy (H. K)—*continued*	Tons	Tons	Tons	Tons	Tons					
Japan	..	..	..	..	65	..	..	..	..	9,500
United States of America—										
Mid Atlantic Coast	..	42	16	30	30	..	10,718	2,025	5,200	4,800
Other Foreign Countries	1	7	3	3	2	806	2,283	1,078	1,460	640
TOTAL FOREIGN COUNTRIES	62	445	125	609	818	21,535	1,24,008	21,118	1,29,807	1,52,000
Share of Bengal	*29*	*25*	*15*	*19*	*67*	*13,565*	*9,684*	*3,991*	*4,022*	*10,571*
,, *Bombay*	*146*	*455*	*213*	*673*	*798*	*67,150*	*1,41,966*	*52,509*	*1,61,709*	*1,50,059*
,, *Sind*	..	*72*	..	..	*98*	..	*21,689*	*15*	..	*19,313*
,, *Madras*	..	..	..	..	..	*20*	..	..	..	..
TOTAL	175	552	228	692	963	71,075	1,73,339	56,515	1,55,731	1,89,973
Rape (H. K)—	Tons	Tons	Tons	Tons	Tons					
United Kingdom (*including* Channel Islands)	7,840	10,623	14,443	10,680	19,710	16,25,406	14,86,818	10,02,270	13,01,412	20,88,170
Ceylon (*excluding* Maldives)	237	172	362	410	228	69,726	50,150	1,15,880	1,08,430	62,467
Straits Settlements	85	118	105	71	75	29,818	43,874	36,620	20,284	21,174
Union of South Africa	22	6	11	12	10	10,408	3,024	4,241	3,830	2,155
Commonwealth of Australia	9	..	69	..	..	2,702	..	10,104	..	..
Other British Possessions	30	17	22	13	4	10,254	5,159	5,917	3,822	1,798
TOTAL BRITISH EMPIRE	8,223	10,936	15,012	11,186	20,027	17,48,309	15,07,945	20,75,032	15,27,388	21,75,364
Sweden	300	..	..	..	..	48,000	..	..	..	..
Norway	600	1,000	800	800	1,200	1,36,000	1,88,000	1,04,000	96,024	1,27,261
Germany	6,329	2,835	4,026	9,058	9,779	12,93,335	3,99,158	5,25,134	12,28,432	10,90,583
Netherlands	15,507	3,825	8,752	11,300	14,531	32,52,979	6,21,540	11,32,067	16,34,296	16,15,766
Belgium	2,701	1,825	1,250	2,775	4,348	5,03,522	3,00,295	1,65,220	3,53,205	4,91,528
France	9,764	10,042	5,613	8,305	11,071	19,86,061	17,40,189	7,21,600	10,41,446	12,51,579
Spain	100	100	100	250	1,074	18,000	38,800	11,000	32,970	1,19,244
Italy (*including* Fiume)	725	1,700	18,048	70,497	9,672	1,25,548	2,64,900	25,64,028	91,09,755	10,85,071
Japan	..	..	100	100	..	..	..	14,110	13,952	..
United States of America—										
Mid Atlantic Coast	160	325	176	275	1,755	24	62,750	24,247	35,500	1,86,306
Other Foreign Countries	1	5	1	..	4	390	1,006	240	97	633
TOTAL FOREIGN COUNTRIES	36,087	21,007	38,856	103,360	53,430	74,59,659	36,18,738	52,61,666	1,38,45,767	59,68,066
Share of Bengal	*13*	*60*	*171*	*103*	*7*	*4,026*	*9,709*	*23,892*	*11,532*	*916*
,, *Bombay*	*1,897*	*888*	*865*	*3,014*	*1,390*	*4,63,456*	*2,10,217*	*2,17,900*	*4,81,851*	*2,11,133*
,, *Sind*	*42,180*	*31,981*	*52,797*	*111,374*	*71,765*	*87,40,487*	*49,96,757*	*70,90,196*	*1,48,66,449*	*75,89,052*
,, *Madras*	..	..	*35*	*55*	*301*	..	..	*4,710*	*7,233*	*31,969*
TOTAL	44,317	32,543	53,868	114,546	73,463	92,07,968	52,16,683	73,36,698	1,53,73,105	81,43,420
Sesamum (til or jinjili) (H. K)—	Tons	Tons	Tons	Tons	Tons					
United Kingdom (*including* Channel Islands)	3,451	..	..	..	3	8,01,922	..	..	..	480
Palestine	10	..	..	86	201	4,140	..	..	18,456	29,184
Aden and Dependencies	251	250	318	38	313	99,624	84,788	59,298	9,020	54,687
Bahrein Islands	22	9	11	13	20	5,541	2,138	2,860	2,537	3,474
Ceylon (*excluding* Maldives)	516	133	317	416	802	1,46,292	27,122	78,561	94,224	1,62,561
Straits Settlements	1	6	339	451	605	580	2,000	71,701	77,152	85,823
Hongkong	..	..	126	20	14	..	..	25,578	4,077	1,045
Other British Possessions	6	6	..	18	27	2,539	2,767	325	5,077	3,431
TOTAL BRITISH EMPIRE	4,259	404	1,011	1,042	1,918	10,65,538	1,18,815	2,38,323	2,10,812	3,10,644

No. 11—*continued*

ARTICLES, AND COUNTRIES OF FINAL DESTINATION, ALSO SHARE OF EACH PROVINCE	QUANTITY					VALUE				
	1929-30	1930-31	1931-32	1932-33	1933-34	1929-30	1930-31	1931-32	1932-33	1933-34
Seeds—*continued*										
Oil seeds—*continued*						R	R	R	R	R
Non-essential—continued										
Sesamum (til or Jinjili) (H. K) —*continued*	Tons	Tons	Tons	Tons	Tons					
Germany	411	..	900	200	8	1,00,710	..	1,39,980	30,000	2,000
Netherlands	2,850	..	775	600	..	6,51,807	..	1,20,945	1,17,000	..
Belgium	..	..	400	..	..	..	..	64,004	50	..
France	535	..	90	188	167	1,19,823	..	13,800	31,451	23,414
Spain	100	..	..	..	..	23,000	..	..	..	..
Portugal (*including* Azores and Madeira)	..	..	..	250	..	..	..	..	6,000	
Italy (*including* Fiume)	1,700	15	3,401	4,890	3,654	4,23,097	1,875	5,19,212	7,70,706	11,14,956
Turkey, European	213	..	..	..	..	55,160	..	..	..	..
Syria	..	..	5	118	224	..	..	1,440	9,115	49,149
Muskat Territory and Trucial Oman	52	5	11	14	16	13,734	1,3 6	3,451	4,013	4,091
Other Native States in Arabia	545	518	719	443	607	1,94,634	1,97,102	2,17,401	1,91,61	1,60,987
Persia	22	16	..	..	..	6,943	3,2 2	..	..	..
Japan	..	..	117	..	..	..	..	2,1	..	..
Egypt	57	131	160	2,763	4,273	21,960	36,000	44,1	5,06,16	6,66,144
Italian East Africa (Somaliland and Eritrea)	..	..	..	7	26	..	..	..	1,510	10,175
United States of America—Pnd Atlantic Coast	..	..	1,127	105	84	..	..	1,54,0 4	2 ,0 9	1 ,210
,, Pacific ,,	..	..	8,095	..		..	..	6,6 ,20	..	1 ,0 0
Other Foreign Countries	45	..	1	51	1	10,530	75	2 5	11,44	1,413
TOTAL FOREIGN COUNTRIES	6,530	712	11,311	9,2 0	13,366	16,52,657	2, ,664	20,21,380	17 9,101	19 8 719
Share of Bengal	1	2	660	65	11	688	870	80,174	10 18	1 370
,, *Bombay*	10,407	908	11,138	9,121	14,782	26,23,1 9	3,16,748	20,01,1 8	18,70,508	21 64,118
,, *Sind*	276	118	514	72	304	72,147	3 ,4 7	1,07,782	15 395	61 6 7
,, *Madras*	240	81	16	58	14	1 ,394	18,117	1,864	9,008	1 337
,, *Burma*	..	6	6	393	646	..	810	10 261	46,441	59,783
TOTAL	10,789	1,116	12,428	10,8 2	15,261	27,18 2 5	3,16,479	23,09,709	19 4 13	22 19 412
Tea (H. K)—	Tons	Tons	Tons	Tons	Tons					
Straits Settlements	18	16	10		..	33,7 0	48,560	27,8 8	10,8 0	..
Federated Malay States	17	7	8	..	..	34,90	23,4 0	10,6 2	2,7 8	..
Kenya Colony	53	17	15	9	..	1,76,270	99,9 2	77,607	47,1 8	..
Tanganyika Territory	4	4	3	4	..	13 800	21,312	11,45	12,402	..
Other British Possessions	..	..	..	..		..		1,08		7 0
TOTAL BRITISH EMPIRE	87	44	31	17	..	3,81,17	1,91,6 6	1,27,2 5	73 01	78 0
U. S. S. R.—										
Southern	123	397	3,6	..	..	1,80,7 0	5,61,2 5	5,57,77	..	..
Pacific Ports (in Asia)	..	..	26	..	..	..	..	48 7 0	..	..
Sumatra	74	74	13	3	..	1,80,6 0	1,48,2 8	32,8 6	1 6 6	..
Java	61	20	27	43	..	1,71,85	43 4 8	59,43	41 37	..
Indo-China, French	16	3	1	1	..	33,642	3,2 8	4,7 5	1,2 0	..
Egypt	25	106	100	..	..	38,0 5	1,50,9 7	1,7 ,78	.	..
Portuguese East Africa	9	10	6	2	..	46,2 0	2 ,86	10,7 6	4 7	..
Other Foreign Countries	1	..	..	..	..	2 6 5	1,2 0	2 0	1,7 6	..
TOTAL FOREIGN COUNTRIES	309	60	6 0	46	..	6 28,6 0	6,2 , 2	7,15,7 6	58,2 4	..
Share of Bengal	135	627	60	58	..	7,11,15	2 78,6 3	7,16,7 0	8 11	7 0
,, *Bombay*	58	13	18	11	..	2,1 ,01	1,2 ,8 0	48,0 2	60 10	..
,, *Madras*	2	5	6	..	..	1,30	11,87	11,2 0	2 52	..
TOTAL	398	653	611	6	..	10,13,6 1	11,2 , 8	8,16,6 3	7 4 3	7 0

1 A

No. 11—*continued*

ARTICLES, AND COUNTRIES OF FINAL DESTINATION; ALSO SHARE OF EACH PROVINCE	QUANTITY					VALUE				
	1929-30	1930-31	1931-32	1932-33	1933-34	1929-30	1930-31	1931-32	1932-33	1933-34
Seeds—*continued*						R	R	R	R	R
Oil seeds—*continued*										
Non-essential—continued										
Other sorts (H. E)—	Tons	Tons	Tons	Tons	Tons					
United Kingdom (*excluding* Channel Islands)	350	168	190	276	166	46,818	21,439	20,985	27,840	23,131
Other British Possessions	14	3	12	22	43	5,819	3,945	4,226	4,585	6,050
TOTAL BRITISH EMPIRE	364	171	202	298	209	52,637	25,384	25,211	32,425	29,181
Germany	25	18	..	176	1,780	3,352	16,917	647	25,627	1,04,699
Netherlands	79	75	2,258	282	4,202	10,062	6,125	1,09,220	30,907	5,12,908
Belgium	446	224	398	315	557	58,880	20,093	30,392	32,239	61,441
France	475	75	138	75	..	66,843	6,625	29,782	9,400	..
Spain	200	25	44	4	5	44,704	3,940	6,470	400	600
Italy (*including* Fiume)	..	49	..	..	..	..	8,669	..	..	..
United States of America—Fed Atlantic Coast	..	..	..	1	1,142	..	..	..	420	1,71,334
" " Pacific "	..	..	..	..	4	..	..	100	..	810
Other Foreign Countries	11	11	9	51	9	5,801	4,893	3,342	5,595	3,109
TOTAL FOREIGN COUNTRIES	1,236	477	2,847	904	7,099	1,79,642	68,141	2,75,953	1,04,588	9,45,400
Share of Bengal	..	..	..	49	22	50	..	196	4,314	2,051
" *Bombay*	1,599	642	3,049	1,182	7,583	2,31,777	77,644	2,93,237	1,23,897	9,62,606
" *Sind*	..	..	..	..	..	..	1,500	..	15	..
" *Madras*	1	6	7	30	32	452	14,381	7,532	8,647	6,156
" *Burma*	..	..	..	1	91	..	..	200	140	3,793
TOTAL	1,600	648	3,049	1,262	7,908	2,32,279	93,525	3,01,164	1,37,013	9,74,671
Total Seeds, non-essential—										
United Kingdom (*excluding* Channel Islands)	Tons 226,139	Tons 176,250	Tons 141,087	Tons 81,528	Tons 279,946	4,33,89,902	2,66,67,800	1,89,70,125	1,23,12,803	3,23,93,759
Palestine	51	59	90	1,169	5,145	16,547	15,181	20,649	1,65,429	6,01,752
Aden and Dependencies	330	314	287	77	283	1,28,213	1,06,527	78,397	21,038	65,736
Bahrein Islands	558	15	14	14	28	1,25,859	4,276	4,125	3,425	5,434
Ceylon (*excluding* Maldives)	2,207	1,721	2,824	1,997	2,652	4,25,582	2,69,195	3,30,021	3,10,773	3,41,348
Straits Settlements	807	287	760	698	1,546	2,52,061	1,45,508	1,84,654	1,46,951	1,98,627
Federated Malay States	91	27	18	23	168	43,002	27,830	13,150	7,674	20,332
Hongkong	485	12	130	35	17	1,18,440	2,067	26,060	6,521	1,585
Union of South Africa	887	920	1,423	721	981	1,88,036	1,11,227	2,15,155	1,35,520	1,09,611
Kenya Colony	58	24	28	36	8	2,79,833	1,05,007	81,277	54,632	3,507
Tanganyika Territory	6	4	6	5	2	14,985	25,229	12,953	13,413	801
Mauritius and Dependencies	47	162	43	52	67	16,905	36,904	18,796	12,414	12,954
Canada— Fed Atlantic Coast	18	45	.	15	5	4,715	8,175	..	4,000	660
" Pacific "	..	..	..	..	..	500	..	..	..	..
British West India Islands (*excluding* Bahamas)	3	6	27	21	7	1,145	1,389	5,297	6,289	1,270
Commonwealth of Australia	23,784	11,210	11,275	10,382	13,502	52,60,587	22,26,538	13,12,166	11,37,893	15,27,443
New Zealand	..	190	..	106	1	..	23,389	80	14,320	170
Fiji Islands	..	..	200	..	..	115	40	21,852	20	40
Other British Possessions	18	12	15	18	20	6,739	5,569	4,659	6,482	6,623
TOTAL BRITISH EMPIRE	254,429	191,167	157,561	96,902	304,390	5,01,61,214	3,97,81,897	2,13,12,416	1,43,59,497	3,53,02,764

No. 1—*continued*

ARTICLES, AND COUNTRIES OF FINAL DESTINATION; ALSO SHARE OF EACH PROVINCE	QUANTITY					VALUE				
	1929-30	1930-31	1931-32	1932-33	1933-34	1929-30	1930-31	1931-32	1932-33	1933-34
						R	R	R	R	R
Seeds—*continued*										
Oil seeds—*concluded*										
Non-essential—concluded										
Total Seeds, non-essential—continued	Tons	Tons	Tons	Tons	Tons					
Union of Socialist Soviet Republics—										
Southern	123	397	326	..	..	1,82,525	5,41,425	3,67,778	..	..
Pacific Ports (in Asia)	..	..	58	..	..	..	..	63,250	..	..
Sweden	2,202	2,006	4,718	..	820	5,17,900	2,76,200	3,96,875	..	1,72,810
Norway	6,569	10,514	5,769	3,546	3,750	10,56,988	16,57,070	10,06,849	5,11,812	6,16,776
Denmark	2,718	907	4,133	1,673	6,961	5,57,961	1,72,960	5,47,850	2,62,072	8,12,167
Poland (*including* Dantzig)	..	..	..	..	269	..	..	..	..	32,226
Germany	229,989	135,502	138,584	70,705	135,676	5,33,39,259	2,33,16,618	1,99,43,218	1,07,09,739	1,82,27,210
Netherlands	180,017	194,532	159,720	100,625	125,523	4,06,84,068	3,34,02,802	2,28,16,491	1,46,96,238	1,69,61,615
Belgium	28,567	24,492	12,009	16,948	29,478	67,36,932	46,70,970	17,79,617	26,39,168	39,67,612
France	291,950	225,622	295,218	266,359	257,161	6,62,44,256	3,91,35,893	4,51,86,453	4,01,33,791	3,17,14,765
Spain	10,655	17,730	6,143	4,907	12,501	24,66,947	34,11,411	9,50,997	6,63,597	16,16,614
Portugal (*including* Azores and Madeira)	..	..	..	200	200	..	..	..	36,000	27,180
Italy (*including* Fiume)	92,827	118,263	128,508	120,166	120,121	2,10,79,774	2,40,20,288	2,01,66,578	1,73,46,116	1,46,72,871
Austria	1,368	26	22	..	..	3,13,233	6,570	3,180	..	..
Hungary	..	..	49	..	..	..	..	11,845	..	..
Bulgaria	17	100	..	..	..	3,925	17,723	..	..	..
Greece (*including* Crete)	3,795	3,295	3,486	3,379	6,667	7,56,281	6 08,176	5,80,627	3,72,383	7,67,849
Turkey, European	243	..	..	3	..	95,880	..	..	600	..
Turkey Asiatic	2,000	..	7	..	8	6,46,850	..	1,905	..	1,185
Syria	129	142	100	167	406	67,709	63,238	39,192	42,190	86,387
Iraq	84	70	86	72	86	27,512	21,772	18,893	23,893	19,645
Muskat Territory and Trucial Oman	102	44	20	26	47	30,021	13,308	5,437	9,250	10,946
Other Native States in Arabia	845	580	776	479	717	2,09,897	2,00,553	2,25,146	1,40,919	1,75,857
Persia	116	48	10	..	..	54,218	16,519	2,042	..	10
Sumatra	74	74	13	2	1	1,80,909	1,49,292	32,854	5,844	120
Java	62	20	20	43	..	1,72,000	42,683	56,540	61,356	70
French Indo-China	10	2	1	1	..	33,661	3,700	4,775	1,200	..
Philippines	..	..	..	50	..	..	..	..	6,240	..
Japan	10,280	2,858	10,448	2,150	1,460	22,76,638	5,98,184	13,24,142	3,17,709	1,70,041
Egypt	20,362	60,260	14,778	6,817	6,781	46,67,670	1,20,06,708	19,27,662	11,32,171	8,02,760
Portuguese East Africa	72	18	13	53	202	60,921	31,491	13,675	10,288	22,816
Italian East African (Somaliland and Eritrea)	3	..	..	7	54	1,192	131	96	1,615	16,175
United States of America—										
Pacific Coast	53,210	34,858	36,176	20,158	111,858	1,07,04,709	58,15,980	50,51,508	42,08,367	1,67,08,747
„ Pacific „	..	6,340	3,648	..	609	..	1,38,922	6,66,447	..	71,746
Argentine Republic (*including* the Atlantic Coast of Patagonia)	101	522	..	..	..	28,448	72,480	20	..	..
Other Foreign Countries	20	4	18	37	32	7,845	2,05	4,612	13,060	6,20
TOTAL FOREIGN COUNTRIES	936,452	811,107	824,861	628,560	811,672	21,27,62,509	16,00,68,560	12,25,90,468	9,72,17,869	9,97,47,908
Share of Bengal	180,787	157,296	97,430	50,553	1,00,211	6,01,81,302	3,36,11,181	1,07,00,529	57,53,448	2,00,50,246
„ Bombay	561,772	561,541	599,696	511,386	2,41,691	7,24,12,181	5,79,64,241	6,91,27,164	3,96,70,169	4,66,12,914
„ Sind	45,653	32,167	53,708	111,068	12,901	91,11,262	60,94,269	72,1,209	1,4 ,53,006	89,21,781
„ Madras	619,578	560,976	521,149	151,550	1,16,544	16,11,76,966	6,10,11,891	7,44,60,993	6 13,0 ,0 0	6 11 53 600
„ Burma	388	14	130	370	719	84,250	2,213	14,672	45,184	97,346
TOTAL	1,168,871	1,012,274	942,862	726,642	1,111,911	28,29,85,787	17,87,45,447	16,90,62,710	11,1 ,54,164	13 89 45,672

, No. 11—*continued*

ARTICLES, AND COUNTRIES OF FINAL DESTINATION; AND SHARE OF EACH PROVINCE	QUANTITY					VALUE				
	1929-30	1930-31	1931-32	1932-33	1933-34	1929-30	1930-31	1931-32	1932-33	1933-34
						R	R	R	R	R
Seeds—*continued*										
Other than oil seeds (II, K)—	Tons	Tons	Tons	Tons	Tons					
United Kingdom (*including* Channel Islands)	65	11	5	32	31	17,581	8,020	1,596	7,401	8,685
Ceylon (*excluding* Maldives)	18	20	16	11	10	7,799	8,446	7,440	3,034	3,153
Straits Settlements	83	27	5	1	..	25,481	5,314	1,047	320	159
Other British Possessions	11	12	11	3	4	6,395	7,048	3,788	2,435	2,415
TOTAL BRITISH EMPIRE	177	70	37	47	45	57,256	30,330	13,877	14,069	14,403
Germany	52	3	..	22	15	11,423	4,514	..	2,105	1,809
France	55	227	32	193	172	26,393	50,165	7,450	41,346	41,195
United States of America—Vid Atlantic Coast	1	34	..	11	88	3,957	16,225	116	4,190	27,019
,, Pacific	..	..	3	..	..	..	..	296	..	..
Other Foreign Countries	3	11	23	13	5	3,751	11,038	7,728	5,089	2,392
TOTAL FOREIGN COUNTRIES	111	275	58	239	280	44,524	81,942	15,590	52,798	72,413
Share of Bengal	*51*	*15*	*13*	*2*	*3*	*18,239*	*15,882*	*3,341*	*1,471*	*2,850*
,, *Bombay*	*116*	*64*	*39*	*84*	*122*	*40,461*	*32,540*	*15,472*	*18,983*	*26,131*
,, *Sind*	*103*	*235*	*31*	*198*	*200*	*44,618*	*52,280*	*6,996*	*43,174*	*47,467*
,, *Madras*	*29*	*7*	*11*	*2*	..	*1,766*	*7,636*	*3,598*	*3,164*	*323*
,, *Burma*]	*9*	*24*	*1*	..	..	*2,704*	*3,934*	*60*	*106*	*45*
TOTAL	288	345	95	286	325	1,01,780	1,12,272	29,467	66,897	86,816
Total Seeds—	Tons	Tons	Tons	Tons	Tons					
United Kingdom (*including* Channel Islands)	226,632	176,604	141,388	81,903	260 930	4,35,77,330	2,67,52,490	1,90,30,148	1,23,85,734	3 25 34,576
Palestine	51	58	90	1,169	5,150	16,927	15,181	20,729	1,65,529	6,05,172
Aden and Dependencies	413	411	374	136	369	1,09,259	1,68,901	1,17,060	39,065	1,05 237
Bahrein Islands	562	15	32	15	33	1,28,655	5,395	12,888	3,741	8,208
Ceylon (*excluding* Maldives)	2,926	2,950	3,548	3,802	5 290	6,71,703	7,82,746	8,22,413	6,20,725	9,80,721
Maldives	5	1	1	..	9	1,112	329	198	6,417	201
Straits Settlements	2,710	2,092	2,191	2,053	3,572	8,59,092	7,41,097	6,69,788	4,75,67-	6 60,710
Federated Malay States	61	58	44	130	300	50,661	33,206	19,375	25,758	43,204
Hongkong	515	51	106	87	49	1,32,994	13,033	32,936	16,400	6,105
Union of South Africa	1,018	1,051	1,563	597	1,163	3,01,532	2,00,906	2,93,851	2,00,271	1,76,040
Zanzibar and Pemba	62	57	35	31	33	60,378	51,804	27,193	17,911	25,745
Kenya Colony	124	106	115	127	126	3,34,712	1,62,745	1,30,613	98,248	60,780
Tanganyika Territory	30	26	28	31	23	83,329	47,360	29,760	27,498	13 219
Mauritius and Dependencies	191	200	153	165	200	59 746	71,301	45,995	38,830	39,552
Canada— Vid Atlantic Coast	18	45	..	15	5	4,775	8,175	..	4,000	360
,, Pacific	..	..	..	..	1	500	..	..	..	350
British West India Islands (*excluding* Bahamas)	7	6	28	27	8	3,961	2,051	6,492	7,501	1,542
Commonwealth of Australia	22,78	11,213	11,31'	10,407	13,563	52,'0,923	22,28,177	13,26,754	11 42,159	15 34,015
New Zealand	..	100	..	107	1	..	23,3-9	114	14,303	240
Fiji Islands	19	15	217	22	28	10,208	10,326	20,675	6,765	8 471
Other British Possessions	31	25	17	29	34	10,740	9,190	5,750	8,700	8,55-
TOTAL BRITISH EMPIRE	258,196	195,084	161 302	101,163	310,837	5,16,79,827	3,13,27,861	2,26,21,515	1,53,07,713	3 68,07,825

No. 11—*continued*

ARTICLES, AND COUNTRIES OF FINAL DESTINATION, ALSO SHARE OF EACH PROVINCE	Quantity					Value				
	1929-30	1930-31	1931-32	1932-33	1933-34	1929-30	1930-31	1931-32	1932-33	1933-34
						Rs	Rs	Rs	Rs	Rs
Seeds—*concluded*										
Total Seeds—continued										
U. S. S. R.—	Tons	Tons	Tons	Tons	Tons					
Southern	128	397	326	..	..	1,82,585	5,61,986	5,27,778	..	..
Pacific Ports (in Asia)	..	..	58	..	..	..	..	63,350	..	..
Sweden	2,202	2,006	4,712	7	851	5,17,900	5,36,200	5,96,878	2,300	1,32,700
Norway	4,569	10,614	5,780	3,516	3,150	10,55,925	16,57,070	10,05,569	5,11,331	4,16,876
Denmark	2,718	907	4,135	1,673	6,901	5,57,661	1,73,960	5,49,118	2,52,094	1,02,167
Poland (*including* Danzig)	..	..	..	..	269	..	..	..	..	2,276
Germany	230,121	135,656	134,660	70,752	185,728	5,53,70,002	2,59,76,811	1,99,54,958	1,07,10,416	1,81,10,147
Netherlands	180,045	191,516	159,765	100,664	12,843	4,04,93,871	3,87,04,260	2,29,14,475	1,56,22,104	1,11,29,400
Belgium	28,577	21,492	12,019	16,985	29,494	67,39,233	46,70,930	17,82,387	25,60,000	2,15,540
France	292,089	225,009	295,512	268,561	257,623	6,62,76,486	3,92,03,494	4,51,71,942	4,31,77,166	3,17,9,741
Spain	10,935	12,730	6,143	4,907	12,501	24,66,963	24,11,611	8,50,967	6,53,102	14,38,616
Portugal (*including* Azores and Madura)	..	..	..	200	200	..	..	..	80,000	57,100
Italy (*including* Fiume)	92,842	118,266	124,506	120,161	120,156	2,10,44,654	2,00,10,920	2,01,69,578	1,28,42,116	1,46,8,,80
Austria	1,868	26	22	..	..	3,18,210	6,870	3,189	..	..
Hungary	..	..	49	..	..	..	..	11,845	..	..
Bulgaria	17	100	..	..	..	3,925	17,727	..	..	..
Greece (*including* Crete)	3,795	3,295	3,436	3,379	6,657	7,50,481	6,16,176	5,90,687	3,72,343	7,67,[illegible]
Turkey, European	248	..	..	..	..	95,60	..	..	..	..
Turkey, Asiatic	2,000	..	7	..	8	4,49,250	..	1,[illegible]	..	1,135
Syria	129	143	102	170	407	49,080	44,663	31,[illegible]	4,[illegible]	98,9 8
Iraq	89	74	60	74	48	21,[illegible]	23,818	19,70[illegible]	24,117	10,3 7
Muskat Territory and Trucial Oman	151	109	61	46	77	67,016	50,681	31,643	15,92	[illegible],479
Other Native States in Arabia	623	620	622	521	761	2,33,605	2,31,011	2,[illegible],941	1,55,567	2,86,9[illegible]
Persia	121	53	11	1	1	58,152	19,561	2,126	522	41[illegible]
Sumatra	81	74	13	2	1	1,32,965	1,49,[illegible]97	23,854	3,179	1,49
Java	70	81	64	126	60	1,78,763	84,991	69,8[illegible]7	24,112	[illegible]0
Siam	14	10	12	16	12	7,560	6,886	8,657	6,638	3,7[illegible]
French Indo-China	16	2	1	1	..	81,946	3,729	6,760	1,[illegible]	..
Philippines	..	..	..	50	1	..	..	..	[illegible]	7 6
Japan	10,891	2,865	10,470	2,104	1,472	2,[illegible],80,748	6,01,660	12,16,551	3,[illegible]4	1,79,7[illegible]2
Egypt	20,363	69,265	14,778	6,873	6,876	82,78,081	1,34,[illegible],41	19,[illegible]1	11,[illegible]	8,[illegible]9 7
Portuguese East Africa	109	50	87	98	243	86,126	87,913	43,029	2,[illegible]	8 6[illegible]
Italian East Africa (Somaliland and Eritrea)	27	15	70	16	61	16,179	10,07[illegible]	2[illegible],974	[illegible]	1 [illegible]68
United States of America—										
Via Atlantic Coast	53,237	34,[illegible]45	27,256	30,673	112,579	1,07,17,06[illegible]	58, 0,[illegible]9	56,[illegible],648	45, [illegible]	1,45,[illegible],[illegible]63
„ Pacific „	..	4,[illegible]40	8,648	[illegible]4	[illegible] 9	..	7, [illegible],62	6,66,753	6,[illegible]	75,.. 8
Argentine Republic (including the Atlantic Coast of Patagonia)	111	52[illegible]	5	5	..	[illegible]3,660	7 [illegible]61	1,220	[illegible]	
Other Foreign Countries	19	7	19	46	24	1 [illegible]12	11,375	6,7 [illegible]	1 [illegible]6	[illegible]44
TOTAL FOREIGN COUNTRIES	937,018	[illegible]41,918	826,570	651,483	81[illegible]24	21,[illegible],26,[illegible]77	11 7 [illegible],[illegible]73	13,[illegible],[illegible],[illegible]50	9,77,60,782	[illegible],[illegible],[illegible]46
Share of Bengal	[illegible]91,[illegible]53	[illegible]58,[illegible]91	[illegible]84,[illegible]19	[illegible]52,[illegible]84	[illegible]91,69[illegible]	[illegible],[illegible]4,11,[illegible]10	[illegible],[illegible]2,[illegible]16	[illegible],[illegible],[illegible]79	[illegible],[illegible],[illegible]44	[illegible],[illegible],[illegible]92
„ Bombay	[illegible]47,[illegible]77	[illegible]44,[illegible]16	[illegible]33,[illegible]42	[illegible]00,[illegible]7 9	[illegible]46,91[illegible]	[illegible],[illegible],[illegible]4	[illegible],[illegible],[illegible]6	[illegible],[illegible],[illegible]17	[illegible],[illegible],[illegible]4	[illegible],[illegible],[illegible]4
„ Sind	[illegible]5,[illegible]0	[illegible],[illegible]48	[illegible]1,[illegible]40	[illegible]18,[illegible]89	[illegible]3,498	[illegible],[illegible],[illegible]70	[illegible],[illegible],[illegible]70	[illegible],[illegible],[illegible]16	[illegible],[illegible],[illegible]6	[illegible],[illegible],[illegible]94
„ Madras	[illegible]19,[illegible]78	[illegible]41,[illegible]82	[illegible]31,[illegible]17	[illegible]06,[illegible]46	[illegible]1,[illegible]72	[illegible],[illegible],[illegible],[illegible]16	[illegible],[illegible],[illegible]76,[illegible]6	[illegible],[illegible],[illegible]13	[illegible],[illegible],[illegible]1	[illegible],[illegible],[illegible]82
„ [illegible]	[illegible]40	[illegible]31	[illegible]56	[illegible]13	[illegible]1,[illegible]14	[illegible],[illegible]97	[illegible],[illegible]97	[illegible],[illegible]9	[illegible],[illegible]75	[illegible],[illegible]06
TOTAL	[illegible],[illegible]96,[illegible]0[illegible]	[illegible],[illegible],[illegible]7,[illegible]92	[illegible],[illegible]97,[illegible]78	[illegible],[illegible]72,[illegible]46	[illegible],[illegible],[illegible]34,[illegible]92	[illegible],[illegible],[illegible]71,[illegible]7 6	[illegible],[illegible],[illegible]46,[illegible]17,[illegible]16	[illegible],[illegible],[illegible]4[illegible],[illegible]3[illegible],[illegible]45	[illegible],[illegible],[illegible]11,[illegible]3[illegible],[illegible]7[illegible]	[illegible],[illegible],[illegible]44,[illegible]31,[illegible]9

No. 11—*continued*

ARTICLES AND COUNTRIES OF FINAL DESTINATION; ALSO SHARE OF EACH PROVINCE	Quantity					Value				
	1929-30	1930-31	1931-32	1932-33	1933-34	1929-30	1930-31	1931-32	1932-33	1933-34
Shells and Cowries—						R.	R	R	R	R
Cowries (II. 8)—	Cwts.	Cwts.	Cwts.	Cwts.	Cwts.					
United Kingdom (*including* Channel Islands)	1	..	179	..	..	80	..	9,540	..	..
Other British Possessions	30	25	52	9	11	1,340	670	907	60	385
TOTAL BRITISH EMPIRE	31	25	231	9	11	1,420	670	10,447	60	385
TOTAL FOREIGN COUNTRIES	18	76	69	12	14	750	2,289	1,840	225	250
Share of Bengal	*47*	*101*	*28*	*16*	*25*	*2,080*	*2,959*	*1,240*	*235*	*635*
,, *Bombay*	..	..	..	*5*	..	..	..	..	*50*	..
,, *Madras*	*2*	..	*11*	..	..	*90*	..	*47*	..	..
,, *Burma*	..	..	*261*	..	..	..	..	*11,000*	..	..
TOTAL	49	101	300	21	25	2,170	2,959	12,287	285	635
Shells (chanks, Sankhli, large ornamental shells, cowries, mother of pearl shells, and oyster shells) (II. 8)—	Cwts.	Cwts.	Cwts.	Cwts.	Cwts.					
United Kingdom (*including* Channel Islands)	2,593	3,014	2,183	2,882	2,880	1,00,124	1,04,250	88,992	96,813	74,030
Straits Settlements	48	978	564	374	798	1,000	16,895	8,665	3,555	12,791
Other British Possessions	48	9	3	..	..	516	120	20	..	..
TOTAL BRITISH EMPIRE	2,689	4,001	2,700	3,256	3,678	1,10,640	1,20,765	97,677	1,00,368	86,821
TOTAL FOREIGN COUNTRIES	53	16	99	72	11	3,192	615	2,486	1,662	345
Share of Bengal	..	*11*	*23*	..	*1*	..	*225*	*900*	..	*30*
,, *Bombay*	*20*	*5*	..	*14*	..	*300*	*191*	..	*750*	..
,, *Sind*	..	..	..	..	..	..	..	..	*10*	..
,, *Madras*	*49*	*10*	*3*	*3*	..	*806*	*245*	*20*	*50*	..
,, *Burma*	*2,673*	*3,991*	*2,774*	*3,311*	*3,688*	*1,13,026*	*1,20,819*	*99,243*	*1,01,320*	*87,186*
TOTAL	2,742	4,017	2,799	3,328	3,689	1,13,832	1,21,380	1,00,168	1,02,030	87,216
Tortoise-shell (including nakhli or nakli) (II. 8)—	Lbs.	Lbs.	Lbs.	Lbs.	Lbs.					
United Kingdom (*including* Channel Islands)	572	1,410	..	1,473	1,266	9,253	1,000	..	2,500	435
Other British Possessions	208	..	..	..	..	250	..	..	..	..
TOTAL BRITISH EMPIRE	780	1,410	..	1,473	1,266	9,503	1,000	..	2,500	435
Japan	..	..	..	21	..	..	..	..	210	..
Share of Bengal	..	..	..	*8*	*1,243*	..	..	..	*500*	*201*
,, *Bombay*	.. *133*	..	..	*1,465*	*24*	..	..	..	*2,000*	*234*
,, *Sind*		..	..	..	..	*250*	..	..	..	..
,, *Madras*	*623*	*1,410*	..	..	..	*6,053*	*1,000*	..	..	..
,, *Burma*	*24*	..	..	*21*	..	*1,200*	..	..	*210*	..
TOTAL	780	1,410	..	1,494	1,266	9,503	1,000	..	2,710	435
Total of Shells and Cowries	—	—	—	—	—	1,25,506	1,25,339	1,12,450	1,05,025	88,286
Soap (III. 1)—	Cwts.	Cwts.	Cwts.	Cwts.	Cwts.					
Ceylon (*excluding* Maldives)	214	99	195	154	247	12,662	5,743	9,229	6,307	10,484
Straits Settlements	4	4	20	41	77	212	120	476	1,840	5,523
Kenya Colony	15	138	56	139	33	1,525	4,545	4,170	5,540	1,750
Mauritius and Dependencies	50	101	185	147	385	1,860	2,342	4,258	2,296	8,357
Other British Possessions	129	146	358	189	120	7,005	7,211	11,229	8,586	5,090
TOTAL BRITISH EMPIRE	412	488	814	670	862	23,264	19,961	29,361	25,547	31,154

ARTICLES, AND COUNTRIES OF FINAL DESTINATION; ALSO SHARE OF EACH PROVINCE	QUANTITY					VALUE				
	1929-30	1930-31	1931-32 [1]	1932-33	1933-34	1929-30	1930-31	1931-32	1932-33	1933-34 [1]
Soap (III. U)—*continued*	Cwts.	Cwts.	Cwts.	Cwts.	Cwts.	Rs	Rs	Rs	Rs	Rs
Iraq	18,547	20,167	12,184	13,711	14,442	3,98,800	3,63,922	3,06,210	3,14,839	3,38,429
Persia	284	27	..	7	..	7,237	740	..	176	..
Other Foreign Countries	148	486	320	251	227	4,245	9,147	8,208	4,419	4,071
TOTAL FOREIGN COUNTRIES	18,979	20,680	12,484	13,969	14,669	4,10,282	3,73,809	3,10,424	3,19,127	3,42,560
Share of Bengal	*53*	*83*	*182*	*46*	*231*	*1,318*	*2,051*	*4,948*	*2,818*	*5,462*
,, *Bombay*	*19,013*	*20,792*	*12,223*	*13,998*	*14,703*	*4,16,546*	*3,77,637*	*3,15,553*	*3,24,676*	*3,44,874*
,, *Sind*	*10*	*184*	*424*	*349*	*191*	*287*	*2,867*	*6,642*	*6,466*	*3,697*
,, *Madras*	*316*	*309*	*369*	*346*	*491*	*11,036*	*11,296*	*13,432*	*11,916*	*13,699*
TOTAL	19,391	21,368	13,298	14,639	15,541	4,33,548	3,93,770	3,39,575	3,44,874	3,71,694
Specimens illustrative of Natural Science (II. S)—										
United Kingdom (*including* Channel Islands)	—	—	—	—	—	15,017	33,170	15,912	20,797	17,478
Ceylon (*excluding* Maldives)	—	—	—	—	—	12,712	939	1,372	676	780
Hongkong	—	—	—	—	—	7,460	1,410	1,200	60	
Other British Possessions	—	—	—	—	—	1,436	770	540	360	1,320
TOTAL BRITISH EMPIRE	—	—	—	—	—	36,624	36,279	19,024	21,794	19,578
United States of America—										
Via Atlantic Coast	—	—	—	—	—	14,116	3,877	4,896	27,815	9,913
,, Pacific ,,	—	—	—	—	—	868	1,100	896	..	..
Other Foreign Countries	—	—	—	—	—	4,365	2,972	3,030	3,897	4,857
TOTAL FOREIGN COUNTRIES	—	—	—	—	—	19,368	7,949	7,830	31,712	14,770
Share of Bengal	—	—	—	—	—	*11,760*	*6,530*	*6,648*	*6,000*	*5,564*
,, *Bombay*	—	—	—	—	—	*47,351*	*26,796*	*12,678*	*56,816*	*7,370*
,, *Sind*	—	—	—	—	—	*940*	*672*	*1,848*	*14,330*	*12,719*
,, *Madras*	—	—	—	—	—	*3,877*	*4,879*	*3,667*	*3,144*	*2,792*
,, *Burma*	—	—	—	—	—	*3,318*	*8,451*	*3,006*	*11,186*	*3,060*
TOTAL	—	—	—	—	—	66,002	44,226	24,404	50,626	32,017
Spices—	cwts.	cwts.	cwts.	cwts.	cwts.					
Betel nuts (I. F)—										
Aden and Dependencies	354	360	300	336	306	10,348	15,234	10,107	12,831	10,183
Union of South Africa	1,456	2,126	1,048	1,574	1,640	56,818	98,157	34,841	61,126	74,340
Kenya Colony	611	508	518	496	603	41,516	20,509	24,843	19,582	22,992
Tanganyika Territory	110	120	86	64	57	7,307	7,960	5,415	2,935	3,245
Fiji Islands	189	147	176	148	208	8,278	8,771	8,588	8,140	8,227
Other British Possessions	160	217	119	137	181	10,335	7,844	5,154	4,449	6,811
TOTAL BRITISH EMPIRE	2,880	3,510	2,245	2,904	3,006	1,87,075	1,60,066	93,918	1,36,903	1,22,518
Native States in Arabia other than Muskat Territory and Trucial Oman	168	120	52	90	62	6,867	6,518	1,804	3,488	1,997
Portuguese East Africa	270	290	257	213	214	18,208	16,404	14,261	13,470	10,770
Other Foreign Countries	106	166	81	72	49	5,818	4,145	2,404	3,860	1,725
TOTAL FOREIGN COUNTRIES	538	587	390	375	324	30,468	27,267	18,279	18,718	14,747
Share of Bengal	*292*	*281*	*222*	*265*	*276*	*5,652*	*4,771*	*4,346*	*5,257*	*4,941*
,, *Bombay*	*1,909*	*2,115*	*1,317*	*1,760*	*1,661*	*1,18,643*	*1,10,140*	*71,790*	*76,167*	*66,703*
,, *Sind*	*8*	*2*	*2*	*6*	*9*	*346*	*35*	*56*	*230*	*172*
,, *Madras*	*1,117*	*1,411*	*844*	*1,136*	*1,034*	*11,112*	*11,761*	*11,653*	*11,631*	*10,806*
,, *Burma*	*1*	*110*	..	..	..	*100*	*800*	..	*20*	*70*
TOTAL	2,427	4,007	2,435	3,279	3,011	1,86,167	1,57,348	1,02,992	1,04,713	1,38,819

No. 11—*continued*

ARTICLES, AND COUNTRIES OF FINAL DESTINATION; ALSO SHARE OF EACH PROVINCE	QUANTITY					VALUE				
	1929-30	1930-31	1931-32	1932-33	1933-34	1929-30	1930-31	1931-32	1932-33	1933-34
Spices—*continued*						R	R	R	R	R
Cardamoms (I. F)—	Cwts.	Cwts.	Cwts.	Cwts.	Cwts.					
United Kingdom (*including* Channel Islands)	1,782	1,290	780	900	1,608	4,31,039	2,87,104	1,63,428	1,76,404	3,01,714
Palestine	61	146	104	152	91	10,750	24,700	14,170	23,175	10,445
Aden and Dependencies	293	433	182	227	285	70,856	70,407	28,720	31,872	33,492
Bahrein Islands	803	901	267	663	481	1,98,230	1,18,729	40,660	57,716	87,684
Ceylon (*exluding* Maldives)	9	99	36	7	24	1,194	22,967	9,025	250	2,473
Straits Settlements	182	1,358	117	65	105	46,661	57,527	14,781	9,791	11,575
Union of South Africa	52	82	58	32	92	7,000	9,756	6,081	3,832	6,233
Zanzibar and Pemba	22	25	26	17	41	4,685	5,700	4,470	3,319	7,410
Kenya Colony	24	29	29	34	51	4,720	6,405	4,995	7,420	9,550
Anglo-Egyptian Sudan	95	182	27	96	117	26,854	36,965	5,115	13,739	16,725
Other British Possessions	20	152	20	24	33	5,233	16,884	2,923	2,819	4,179
TOTAL BRITISH EMPIRE	3,342	4,703	1,655	2,217	2,928	8,07,322	6,01,144	2,05,268	3,30,328	4,91,480
U. S. S. R—										
Northern	2	40	12	31	24	450	11,394	3,024	4,942	5,400
Finland	111	89	..	..	144	33,423	16,224	..	..	19,814
Sweden	1,638	2,342	1,719	1,037	3,248	4,85,867	4,22,463	3,72,040	4,03,642	6,37,484
Norway	335	560	168	254	217	94,594	1,00,908	28,309	44,050	40,022
Denmark	548	922	307	306	757	1,21,846	1,54,897	45,884	47,476	1,24,873
Germany	1,371	1,102	855	1,34	1,584	3,50,208	2,42,587	1,15,567	2,27,772	2,22,396
Netherlands	76	78	33	136	140	18,708	11,022	24,827	20,589	26,724
France	45	..	..	..	7	12,580	..	.	..	1,104
Syria	85	92	57	37	2	16,875	13,850	7,050	6,100	250
Muskat Territory and Trucial Oman	75	64	39	48	55	21,000	17,912	7,860	8,597	10,340
Other Native States in Arabia	748	1,108	575	853	904	1,78,530	2,28,147	1,09,061	1,48,697	1,50,509
Iran	149	126	54	113	155	28,971	22,247	7,614	16,394	21,700
Persia	278	197	130	118	193	48,049	25,523	14,214	15,679	25,198
Egypt	295	349	108	314	101	62,528	62,677	15,850	48,590	14,183
Italian East Africa (Somaliland and Eritrea)	25	7	7	13	0	6,100	1,225	1,108	2,725	500
United States of America—Pcf Atlantic Coast	1,039	1,371	656	566	1,345	3,29,600	2,87,934	1,69,787	1,14,708	2,09,494
„ Pacific „	..	..	59	40	111	..	..	11,056	6,104	25,622
Other Foreign Countries	55	34	39	30	50	15,075	7,184	6,647	4,335	7,123
TOTAL FOREIGN COUNTRIES	6,875	8,787	4,808	6,139	9,052	18,23,698	16,42,794	9,41,867	11,20,401	16,32,796
Share of Bengal	*50*	*70*	*42*	*39*	*76*	*7,585*	*9,116*	*3,133*	*3,941*	*4,119*
„ *Bombay*	*8,758*	*6,022*	*3,852*	*3,333*	*3,218*	*15,76,398*	*11,39,116*	*5,12,027*	*6,01,323*	*5,39,528*
„ *Sind*	*8*	*3*	*2*	*4*	...	*868*	*426*	*155*	*310*	..
„ *Madras*	*6,396*	*6,153*	*3,559*	*4,476*	*8,686*	*10,45,074*	*10,06,847*	*7,21,353*	*8,45,585*	*15,30,617*
„ *Burma*	*10*	*1,21?*	*8*	*4*	..	*1,096*	*28,934*	*467*	*260*	*12*
TOTAL	10,217	13,490	6,463	8,356	11,980	26,30,915	23,43,938	12,37,135	14,50,729	21,24,276
Chillies (I. F)—	Cwts.	Cwts.	Cwts.	Cwts.	Cwts					
United Kingdom (*including* Channel Islands)	210	134	81	375	163	7,172	4,212	2,047	12,282	3,338
Aden and Dependencies	1,135	1,279	1,213	1,249	1,427	30,524	38,790	25,700	29,423	23,482
Ceylon (*excluding* Maldives)	134,901	153,619	146,960	150,509	134,704	35,57,229	29,94,843	20,56,400	19,04,031	19,02,562
Straits Settlements	22,837	10,370	8,837	11,766	7,315	6,29,196	2,09,037	1,16,927	1,45,574	1,21,536
Federated Malay States	2,325	1,270	1,046	3,268	1,328	67,325	30,365	14,432	38,903	19,752
Union of South Africa	433	1,542	663	173	349	14,263	47,987	16,678	3,283	5,475
Mauritius and Dependencies	1,450	1,439	1,091	1,137	1,493	37,875	21,764	12,634	12,538	21,341
Other British Possessions	303	254	236	464	391	8,926	7,754	6,937	9,667	6,709
TOTAL BRITISH EMPIRE	163,634	168,907	161,087	168,940	147,170	43,52,510	33,54,742	23,01,845	21,55,651	21,94,193
Muskat Territory and Trucial Oman	247	416	247	285	215	6,884	11,228	3,6??	4,059	3,149
Other Native States in Arabia	253	257	70	161	129	9,63?	9,384	1,???	2,813	2,060

No. 11—*continued*

ARTICLES, AND COUNTRIES OF FINAL DESTINATION; ALSO SHARE OF EACH PROVINCE	QUANTITY					VALUE				
	1929-30	1930-31	1931-32	1932-33	1933-34	1929-30	1930-31	1931-32	1932-33	1933-34
Spices—*continued*	Cwts.	Cwts.	Cwts.	Cwts.	Cwts.	R	R	R	R	R
Chillies (I. F)—continued										
Iraq	72	120	374	59	124	1,650	2,868	6,715	[illegible]	1,812
Persia	234	260	585	41	8	6,758	6,070	10,579	726	1 1
Italian East Africa (Somaliland and Eritrea)	6,409	1,634	315	328	187	1,54,828	46,328	[illegible]	6,997	3 47
United States of America—Pcf Atlantic Coast	964	120	..	140	..	21,345	2,857	..	[illegible]	..
Other Foreign Countries	295	124	61	392	62	6,704	3,371	1,507	6,180	1,0 0
TOTAL FOREIGN COUNTRIES	6,476	8,237	1,615	1,406	723	2,10,024	62,097	26,731	23,897	11,887
Share of Bengal	*97,074*	*126,819*	*112,764*	*128,411*	*86,347*	*24,65,536*	*28,65,360*	*14,48,087*	*15,61,160*	*11 76 89*
,, *Bombay*	*9,262*	*6,881*	*3,168*	*3,240*	*2,096*	*2,97,762*	*1,67,770*	*78,319*	*40,439*	*66 41*
,, *Sind*	*242*	*296*	*302*	*183*	*160*	*3,996*	*4,943*	*4,296*	*2,000*	*2 141*
,, *Madras*	*53,189*	*34,738*	*39,468*	*36,982*	*40,193*	*16,78,680*	*8,84,975*	*7,11,976*	*6,14,441*	*4 91 0 6*
,, *Burma*	*10,363*	*5,000*	*6,494*	*13,424*	*77,648*	*2,48,473*	*1,21,793*	*86,561*	*1,46,976*	*1 36 624*
TOTAL	170,130	172,144	162,702	170,346	147,833	48,72,484	34,36,839	23,14,836	23,71,513	28,05,975
Cinnamon (I. F)—	Cwts.	Cwts.	Cwts.	Cwts.	Cwts					
United Kingdom (*including* Channel Islands)	78	18	74	34	51	6,600	1,0	5,219	1,65	7,5 1
Other British Possessions	22	5	20	6	7	740	107	431	106	210
TOTAL BRITISH EMPIRE	100	23	94	40	58	7,340	1,107	5,650	1,707	7,715
TOTAL FOREIGN COUNTRIES	14	..	..	..	..	650		..	..	..
Share of Bengal	*3*	*5*	*20*	*6*	*7*	*90*	*101*	*631*	*[illegible]*	*7 0*
,, *Bombay*	*19*	..	..	*1*	..	650		..	*15*	
,, *Madras*	*92*	*13*	*74*	*34*	*51*	*7,050*	*1,000*	*5,219*	*1,56[illegible]*	*7 615*
,, *Burma*	..	..	..	..	..	*40*	..	..	..	
TOTAL	114	23	94	40	58	7,780	1,107	5,650	1,777	7,715
Cloves (I. F.)—	Cwts	Cwts.	Cwts.	Cwts.	Cwts.					
TOTAL BRITISH EMPIRE	137	11	10		1	4,019	1,234	9[illegible]	5[illegible]	1 0
TOTAL FOREIGN COUNTRIES	..	..	30	..	..	98	..	1,315	..	..
Share of Bengal	*137*	*11*	*40*	*7*	*1*	*4,117*	*1,234*	*2,236*	*[illegible]*	*1 0*
,, *Madras*	..	..	..	..	..	..	*1*	..	..	..
TOTAL	137	11	40	7	1	4,117	1,[illegible]34	2,23[illegible]	[illegible]	1 0
Ginger (I. F)—	Cwts.	Cwts.	Cwts.	Cwts.	Cwts.					
United Kingdom (*including* Channel Islands)	4,661	5,074	5,434	10,917	2,340	1,80,619	1,80,[illegible]	1,15,[illegible]	2,10,[illegible]	[illegible]
Aden and Dependencies	18,972	18,949	17,193	14,[illegible]78	16,402	7,28,127	6,17,722	6,19,763	[illegible]	7 [illegible],116
Bahrein Islands	348	299	426	245	13	12,[illegible]08	[illegible],[illegible]48	[illegible],[illegible]4	8,[illegible]3	[illegible] 7
Ceylon (*excluding* Maldives)	2,948	2,[illegible]53	[illegible],[illegible]09	2,923	1,763	1,[illegible],247	88,[illegible]95	62,[illegible]19	[illegible]	[illegible],842
Zanzibar and Pemba	449	4[illegible]	6[illegible]	348	648	23,[illegible]07	22,[illegible] 3	16,452	[illegible]	[illegible],8
Kenya Colony	354	378	440	1[illegible]	468	19,[illegible]13	[illegible],[illegible]15	17,[illegible]48	[illegible]	19,[illegible]
Anglo-Egyptian Sudan	1,349	[illegible],[illegible]4	1,[illegible]74	[illegible],115	1,978	[illegible],[illegible]0	[illegible],[illegible]64	84,[illegible]67	[illegible] [illegible]	[illegible] [illegible]
Canada—										
Pcf Atlantic Coast	..	180	4[illegible]	[illegible]	[illegible] 0	..	[illegible],[illegible]08	[illegible],[illegible]3	[illegible],[illegible]	[illegible],[illegible]
,, Pacific	..	..	..	..	65	..	..	..	..	[illegible],[illegible]80

No. 1—*continued*

ARTICLES, AND COUNTRIES OF FINAL DESTINATION; ALSO SHARE OF EACH PROVINCE	QUANTITY					VALUE				
	1929-30	1930-31	1931-32	1932-33	1933-34	1929-30	1930-31	1931-32	1932-33	1933-34
Spices—*continued*										
***Ginger (I. F.)*—continued**	Cwts.	Cwts.	Cwts.	Cwts.	Cwts.	R	R	R	R	R
Commonwealth of Australia	40	270	650	123	50	1,630	6,910	9,165	2,880	550
New Zealand	100	460	385	200	160	4,020	7,850	5,365	3,540	1,978
Other British Possessions	278	408	508	391	446	9,881	15,148	13,388	10,224	10,025
TOTAL BRITISH EMPIRE	20,571	30,813	30,966	31,068	28,041	11,05,861	9,93,841	7,35,906	6,40,436	5,17,726
U. S. S. R.—										
Southern	288	517	..	81	60	7,693	15,790	1,582	2,075	1,375
Sweden	40	472	410	513	160	2,760	16,660	9,840	13,688	3,380
Germany	1,587	2,652	2,013	3,044	3,758	72,920	98,158	56,126	74,510	87,508
Netherlands	25	245	100	390	260	875	7,562	3,500	6,980	6,760
France	200	..	160	1,575	454	6,150	..	2,830	25,015	6,528
Syria	117	229	231	245	137	4,005	6,195	5,507	6,000	2,299
Muskat Territory and Trucial Oman	84	129	122	193	95	3,070	5,458	3,820	4,907	2,516
Other Native States in Arabia	3,915	6,757	12,731	12,886	8,723	1,57,588	1,98,099	2,78,123	2,54,169	1,63,026
Iraq	292	521	436	239	253	10,283	15,476	11,598	7,656	6,055
Persia	1,274	1,972	2,165	1,047	518	46,721	65,348	63,899	28,476	12,951
Egypt	273	1,311	916	1,187	832	13,060	48,963	27,877	32,990	18,019
Italian East Africa (Somáliland and Eritrea)	1,112	997	953	1,344	1,868	45,926	38,775	28,191	27,727	32,094
United States of America—										
Vid Atlantic Coast	2,443	3,415	3,094	1,543	1,400	88,182	85,085	51,280	20,495	33,531
„ Pacific „	..	..	..	100	..	..	..	..	1,000	..
Other Foreign Countries	194	210	144	244	275	7,813	6,920	5,115	4,740	6,414
TOTAL FOREIGN COUNTRIES	11,594	19,627	23,575	24,633	18,783	4,67,961	6,08,488	5,48,788	5,10,398	3,86,016
Share of Bengal	*396*	*132*	*68*	*69*	*60*	*14,749*	*5,850*	*2,257*	*1,849*	*1,216*
„ *Bombay*	*31,164*	*34,560*	*40,533*	*38,057*	*33,819*	*12,05,909*	*11,31,102*	*9,90,465*	*7,85,872*	*6,22,073*
„ *Sind*	*40*	*60*	*109*	*18*	*31*	*1,170*	*1,590*	*1,819*	*177*	*390*
„ *Madras*	*9,131*	*15,438*	*13,831*	*15,472*	*13,914*	*4,08,996*	*4,63,737*	*2,90,123*	*3,68,943*	*2,80,063*
„ *Burma*	*436*	..	..	..	..	*8,007*	..	..	..	..
TOTAL	41,165	50,240	54,541	56,601	46,824	16,38,822	16,02,279	12,84,694	11,50,834	9,03,742
***Pepper (I. F.)*—**	Cwts.	Cwts.	Cwts.	Cwts.	Cwts.					
United Kingdom (*including* Channel Islands)	21,984	14,194	9,512	5,233	6,811	19,66,083	6,86,190	3,67,359	1,89,370	1,97,467
Palestine	287	278	358	339	43	21,975	17,820	19,610	18,170	1,900
Aden and Dependencies	2,398	2,181	1,715	391	85	1,42,409	1,30,821	89,019	15,961	2,690
Bahrein Islands	772	777	450	231	60	70 594	63,755	34,088	15,869	3,115
Ceylon (*excluding* Maldives)	1,798	2,295	1,148	186	497	1,44,737	88,102	52,044	36,068	28,016
Straits Settlements	2,227	13	6	..	..	2,33,551	580	415	..	..
Union of South Africa	171	85	58	29	93	16,560	5,015	4,825	1,945	3,128
Zanzibar and Pemba	333	179	155	151	115	24,992	11,615	10,130	7,893	5,150
Kenya Colony	192	190	166	131	195	14,930	12,883	10,281	6,457	6,960
Tanganyika Territory	130	143	149	113	71	9,307	8,695	8,140	4,935	2,950
Anglo-Egyptian Sudan	695	506	180	268	290	54,232	31,665	8,778	11,625	10,480
Seychelles	35	195	25	17	30	2,540	14,865	1,345	855	1,680
Canada—										
Vid Atlantic Coast	1,516	1,513	1,813	1,281	2,614	1,21,040	74,074	71,544	46,211	76,96[illegible]
„ Pacific „	200	60	..	400	30	18,000	2,600	..	10,000	60[illegible]
New Zealand	119	..	..	..	..	11,913	..	..	..	..
Fiji Islands	84	151	35	133	134	6,492	13,231	1,964	5,794	3,77[illegible]
Other British Possessions	61	51	127	5	15	5,561	2,658	6,950	139	491
TOTAL BRITISH EMPIRE	32,904	22,648	15,957	9,498	11,072	28,57,806	11,55,788	6,96,102	[illegible]73,002	2 45 [illegible]67

No. 11—*continued*

ARTICLES, AND COUNTRIES OF FINAL DESTINATION; ALSO SHARE OF EACH PROVINCE	QUANTITY					VALUE				
	1929-30	1930-31	1931-32	1932-33	1933-34	1929-30	1930-31	1931-32	1932-33	1933-34
Spices—*continued*	Cwts.	Cwts.	Cwts.	Cwts.	Cwts.	R	R	R	R	R
Pepper (I. P.)—continued										
U. S. S. R.—										
Northern	107	..	..	..	102	6,275	..	..	..	2,640
Southern	216	270	82	443	30	13,225	18,468	3,480	14,848	1,331
Norway	160	306	50	330	108	16,000	10,350	3,500	10,490	3,495
Germany	5,754	6,062	2,369	1,651	4,361	3,28,787	2,31,152	83,847	52,210	1,25,101
Netherlands	367	237	260	50	31	22,500	11,500	12,099	1,400	975
Belgium	85	50	143	50	..	23,906	3,500	8,625	1,300	..
France	2,859	2,907	2,817	1,041	200	2,58,492	1,24,940	1,06,063	37,098	5,750
Spain	100	120	200	332	100	10,000	6,800	6,800	14,648	2,870
Italy (*including* Fiume)	29,749	23,660	31,678	30,823	26,010	26,01,602	15,22,012	11,79,666	20,91,548	2,00,701
Bulgaria	69	212	430	167	45	6,400	8,875	19,874	7,474	1,850
Roumania	87	40	457	37	..	9,850	2,400	15,734	1,875	..
Greece (*including* Crete)	219	..	1,255	157	..	21,450	..	57,783	7,874	..
Turkey, European	672	192	1,130	248	620	65,200	10,500	49,630	10,300	15,250
Turkey, Asiatic	162	315	251	163	64	15,000	24,200	10,687	6,300	2,400
Syria	1,238	1,127	686	321	37	1,13,022	76,463	40,896	19,225	1,250
Maskat Territory and Trucial Oman	209	102	184	239	77	18,756	12,506	13,870	11,631	3,919
Other Native States in Arabia	602	988	1,102	1,113	699	58,267	70,268	64,620	52,262	27,641
Iraq	1,539	1,976	860	1,900	714	1,19,597	1,22,589	42,180	66,231	27,648
Persia	5,361	5,406	2,697	1,908	2,021	4,16,964	3,36,574	1,42,896	97,608	97,167
Egypt	6,303	5,297	5,007	3,225	2,140	6,54,299	3,29,818	2,86,184	1,67,415	1,05,001
Tunis	130	180	100	50	..	9,100	8,400	2,900	2,038	..
Morocco	282	..	187	575	—	20,424	..	7,500	20,750	—
Morocco, Spanish	—	—	—	—	150	—	—	—	—	3,150
Italian East Africa (Somaliland and Eritrea)	521	511	519	448	276	43,590	32,425	26,225	19,633	9,810
United States of America—										
Atlantic Coast	30,230	19,488	25,483	5,161	5,223	25 16,540	8,59,766	8,61,390	1,52,450	3,29,741
Pacific	300	..	82	..	1,625	23,000	..	3,200	..	61,150
Cuba	126	61	..	..	..	10,200	6,000	..	..	..
Mexico	61	..	..	..	100	5,525	..	..	..	2,600
Chile (*including* the Pacific Coast of Patagonia)	93	168	..	..	..	8,250	5,200	..	..	..
Argentine Republic (*including* the Atlantic Coast of Patagonia)	424	487	..	..	..	37,210	22,400	..	..	..
Peru	112	..	..	..	..	6,980	..	..	..	..
Other Foreign Countries	28	46	82	124	184	2,464	3,270	5,542	6,542	6,727
TOTAL FOREIGN COUNTRIES	58,543	78,261	76,140	50,227	47,837	77,14,923	40,61,786	30,82,756	18,94,494	14,75,536
Straits of Bengal	797	1,267	665	768	511	77,089	61,467	50,020	39,817	27,915
„ *Bombay*	28,252	21,316	27,616	11,108	7,764	28,72,861	16,97,168	9,66,429	6,51,813	3,16,907
„ *Aden*	16	62	117	53	89	640	1,970	4,253	1,815	3,111
„ *Madras*	91,363	76,780	61,665	47,761	40,533	51,30,761	3,51,211	27,27,244	16,77,231	11,54,606
„ *Burma*	14	6	5,394	1	..	1,249	661	572	80	..
TOTAL	121,447	100,900	94,097	59,721	48,909	1,09,93,634	62,17,563	37,50,355	23,71,484	15,05,991
Other sorts (I. P.)—	Cwts.	Cwts.	Cwts.	Cwts.	Cwts.					
Aden and Dependencies	162	161	73	87	50	6,133	4,580	2,115	1,620	1,707
Other British Possessions	236	234	219	456	610	10,467	11,171	7,610	17,337	11,121
TOTAL BRITISH EMPIRE	398	379	292	543	660	17,300	15,951	9,725	19,057	12,828
Maskat Territory and Trucial Oman	191	210	218	211	234	5,765	5,802	6,218	6,970	6,340
Other Foreign Countries	160	199	129	261	189	6,136	7,809	6,540	6,273	6,128
TOTAL FOREIGN COUNTRIES	351	409	346	472	423	11,901	13,611	9,158	13,243	12,468

No. 11—*continued*

ARTICLES, AND COUNTRIES OF FINAL DESTINATION; ALSO SHARE OF EACH PROVINCE	QUANTITY					VALUE				
	1929-30	1930-31	1931-32	1932-33	1933-34	1929-30	1930-31	1931-32	1932-33	1933-34
Spices—continued	Cwts.	Cwts.	Cwts.	Cwts.	Cwts.	R	R	R	R	R
***Other sorts (I.F)*—continued**										
Share of Bengal	*122*	*138*	*188*	*379*	*317*	*7,063*	*6,819*	*7,666*	*16,551*	*8,451*
" *Bombay*	*227*	*240*	*118*	*292*	*275*	*9,538*	*7,893*	*3,352*	*6,362*	*7,626*
" *Sind*	*280*	*303*	*276*	*283*	*286*	*8,348*	*7,638*	*6,621*	*5,555*	*6,300*
" *Madras*	*120*	*107*	*60*	*84*	*4*	*4,106*	*5,832*	*2,165*	*2,436*	*491*
" *Burma*	..	..	*1*	*17*	*6*	*36*	*51*	*79*	*445*	*761*
TOTAL	749	788	638	1,055	888	20,091	28,233	18,836	31,349	22,641
***Total Spices*—**	Cwts.	Cwts.	Cwts.	Cwts.	Cwts.					
United Kingdom (*including* Channel Islands)	28,739	20,705	15,891	17,513	13,928	26,01,913	10,83,277	6,53,552	5,92,588	6,15,673
Palestine	350	489	499	559	203	35,826	45,175	35,040	43,602	14,935
Aden and Dependencies	23,216	23,818	21,078	17,214	19,120	9,95,265	8,77,514	8,05,554	3,85,394	3,63,960
Bahrein Islands	1,939	2,003	1,159	1,328	695	2,71,787	1,83,475	91,903	87,138	94,839
Ceylon (*excluding* Maldives)	139,760	157,480	150,871	153,355	157,108	38,29,040	31,80,386	22,00,140	19,83,042	21,50,306
Straits Settlements	25,405	11,883	8,048	11,870	7,178	9,12,947	2,69,526	1,33,198	1,57,370	1,34,845
Federated Malay States	2,327	1,406	1,055	3,292	1,362	67,499	34,764	15,148	40,418	21,263
Hongkong	129	118	112	120	67	5,206	5,038	3,539	3,685	1,718
Union of South Africa	2,274	3,983	2,105	1,867	2,369	1,28,915	1,02,420	68,300	91,391	93,251
Zanzibar and Pemba	905	777	700	693	704	56,714	46,491	35,692	28,354	28,315
Kenya Colony	1,219	1,109	1,155	1,225	1,571	81,230	68,038	57,607	50,213	61,862
Tanganyika Territory	368	420	407	426	335	21,008	24,370	19,300	15,705	13,448
Anglo-Egyptian Sudan	2,148	2,556	1,807	2,405	2,406	1,31,956	1,26,013	40,370	61,421	61,162
Mauritius and Dependencies	1,517	1,488	2,017	1,163	1,528	44,018	21,243	24,434	14,530	22,761
Seychelles	55	217	46	29	53	3,205	15,682	1,705	1,229	2,000
Canada—										
Via Atlantic Coast	1,636	1,677	2,535	1,452	2,824	1,25,146	79,874	80,907	51,341	80,234
" Pacific "	200	60	..	400	105	18,000	2,600	..	10,000	2,880
British Guiana	101	50	81	25	8	6,304	2,454	2,679	458	280
Commonwealth of Australia	49	270	729	318	259	1,680	6,910	11,728	6,108	8,698
New Zealand	219	400	385	201	161	15,039	7,850	5,365	2,573	2,618
Fiji Islands	361	391	365	489	442	19,472	23,420	11,406	16,945	11,291
Other British possessions	67	74	151	85	47	1,722	2,430	3,930	1,320	1,523
TOTAL BRITISH EMPIRE	232,095	230,994	212,306	216,157	192,910	93,70,663	62,83,845	41,19,232	36 47,722	37,86,317
U. S. S. R.—										
Northern	181	43	12	23	126	7,025	10,944	3,024	3,790	6,060
Southern	661	782	166	53	90	22,208	29,005	6,377	18,082	2,703
Finland	111	89	..	..	144	23,423	16,224	..	..	19,814
Sweden	1,678	2,814	2,189	2,450	3,549	4,88,627	4,30,182	3,82,459	4,17,339	6,44,721
Norway	495	866	208	634	322	1,10,594	1,17,258	31,869	55,240	42,647
Denmark	548	947	347	326	927	1,21,346	1,50,022	46,684	47,378	1,28,923
Germany	8,599	10,162	5,237	3,075	9,707	9,54,391	5,72,944	2,57,380	3,55,007	4,35,632
Netherlands	468	560	393	576	440	52,173	30,674	40,426	28,963	34,299
Belgium	362	55	143	50	10	37,446	4,520	8,685	1,320	1,610
France	2,104	2,907	2,977	2,616	661	2,77,232	1,34,080	1,08,893	62 105	13,332
Spain	100	120	200	382	100	10,000	6,900	6,900	14,840	2,120
Italy (*including* Fiume)	20,705	28,702	31,728	30,838	21,023	26,03,262	15,21,912	11,90,819	10,91,718	7,61,141
Bulgaria	60	212	430	187	45	6,400	8,575	19,874	7,474	1,150
Roumania	108	40	457	37	..	10,447	2,400	15,724	1,875	..
Greece (*including* Crete)	219	..	1,253	169	..	21,450	..	57,753	8,000	..
Turkey, European	684	219	1,136	271	451	64,040	11,950	1,480	10,900	15,760
" Asiatic	102	341	261	180	64	15,000	24,400	36 537	6,705	2,000

No. 11—*continued*

ARTICLES, AND COUNTRIES OF FINAL DESTINATION; ALSO SHARE OF EACH PROVINCE	QUANTITY					VALUE				
	1929-30	1930-31	1931-32	1932-33	1933-34	1929-30	1930-31	1931-32	1932-33	1933-34
Spices—*concluded*										
Total Spices—continued	Cwts.	Cwts.	Cwts.	Cwts.	Cwts.	R	R	R	R	R
Syria	1,451	1,41[illegible]	978	808	186	1,32,1[illegible]	9[illegible]	88,846	81,625	8,700
Muskat Territory and Trucial Oman	833	1,023	824	944	60	58,376	5[illegible],901	58,680	33,600	81 933
Other Native States in Arabia	5,684	9,392	14,670	15,179	10,540	4,04,780	5,12,422	4,46,220	4,48,364	3 81 343
Iraq	2,058	2,745	1,777	1,842	1,248	1,91,636	1,73,178	88,81[illegible]	80,878	87,807
Persia	7,316	10,967	8,577	8,235	8,760	5,76,863	6,97,710	2,83,712	3,43,470	1 48 9[illegible]
Java	107	82	85	110	71	6,994	5,286	4,11[illegible]	5,[illegible]68	3,771
Egypt	6,988	7,009	6,039	5,047	4,[illegible]24	8 80,947	4,41,036	3,29,572	2,53,635	1,35 4 [illegible]
Tunis	130	180	100	80	..	9,100	5,400	5,000	3 000	..
Morocco (a)	282	..	187	575	—	25,424	..	7,840	20,720	..
,, Spanish	—	—	—	—	150	—	—	—	—	5 150
Portuguese East Africa	433	359	305	256	2[illegible]	28,481	21,048	18,814	15,616	16,7[illegible]
Italian East Africa (Somaliland and Eritrea)	6,076	3,304	1,784	2,130	2 3[illegible]	1,50,311	1,19,8[illegible]	9[illegible],17[illegible]	96,076	68 [illegible]
United States of America—										
Fld Atlantic Coast	34,676	24,804	29,234	7,411	10,96[illegible]	90,96,883	21,31,894	20,[illegible]4,[illegible]06	3,20,787	5,6[illegible],80[illegible]
,, Pacific ,,	309	..	141	140	1,736	23,008	..	16,2[illegible]	7,710	[illegible],278
Cuba	128	61	.	..	..	10,908	6,[illegible]00	..	..	..
Mexico	91	..	..	..	100	5,[illegible]28	..	..	..	2,[illegible]00
Argentine Republic (including the Atlantic Coast of Patagonia)	424	137	..	..	..	37,210	22,[illegible]0	..	..	..
Chile	93	113	..	..	..	8,[illegible]60	8,[illegible]0[illegible]	.	..	..
Peru	112	..	..	..	..	8,900	..	..	..	..
Other Foreign Countries	154	191	216	315	184	8,[illegible]62	8,041	8 348	11,144	5,[illegible]04
TOTAL FOREIGN COUNTRIES	114,391	110,708	108,904	93,252	77,116	1 02,59,27[illegible]	84,[illegible]4,607	66,06,184	38 [illegible],15[illegible]	[illegible],[illegible]0 [illegible]
Share of Bengal	*98,778*	*128,886*	*113,506*	*130,013*	*67 886*	*88,89,840*	*83,12,060*	[illegible],[illegible]0,[illegible]81	*16,[illegible],[illegible]*	*13,[illegible]4,[illegible]*
,, *Bombay*	*76,678*	*73,906*	*65,836*	*87,[illegible]91*	*69,[illegible]*	*6[illegible],[illegible]1,161*	*61 88,[illegible]24*	*[illegible]4,58,[illegible]*	*20,[illegible]0,[illegible]*	*16 [illegible]*
,, *Sind*	*691*	*[illegible]06*	*811*	*616*	*[illegible]*	*15,[illegible]*	*[illegible]4,[illegible]*	*16,[illegible]*	*[illegible]*	*[illegible]*
,, *Madras*	*160,511*	*232,147*	*[illegible]35,861*	*99,035*	*[illegible]*	*[illegible],[illegible],[illegible]*	*60,[illegible]0 [illegible]*	*[illegible],[illegible]*	*[illegible]*	*[illegible]*
,, *Burma*	*10,824*	*6,[illegible]*	*[illegible],[illegible]*	*[illegible],[illegible]*	*[illegible]*	*[illegible],[illegible]*	*[illegible],[illegible]*	*[illegible]*	*[illegible]*	*[illegible]*
TOTAL	347,[illegible]	341 [illegible]	321,210	390,409	[illegible] [illegible]	1,[illegible],[illegible],[illegible]	[illegible],[illegible],[illegible]	[illegible] [illegible]	[illegible]	[illegible]
Stationery (excluding paper) (III. M)—										
United Kingdom (*including* Channel Islands)	—	—	—	—	—	[illegible],[illegible]	[illegible],[illegible]	[illegible]	[illegible]	[illegible]
Aden and Dependencies	.	—	—	—	—	[illegible],[illegible]	[illegible],[illegible]	[illegible]	[illegible]	[illegible]
Ceylon (*excluding* Maldives)	—	—	—	—	—	[illegible],[illegible]	[illegible],[illegible]	[illegible]	[illegible]	[illegible]
Straits Settlements	—	—	—	—	—	[illegible],[illegible]	[illegible] [illegible]	[illegible]	[illegible]	[illegible]
Zanzibar and Pemba	—	—	—	—	—	[illegible],[illegible]	[illegible],[illegible]	[illegible]	[illegible]	[illegible]
Kenya Colony	—	—	—	—	—	[illegible],[illegible]	[illegible],[illegible]	[illegible]	[illegible]	[illegible]
Other British Possessions	—	—	—	—	—	[illegible],[illegible]	[illegible]	[illegible]	[illegible]	[illegible]
TOTAL BRITISH EMPIRE	—	—	—	—	—	[illegible],[illegible]	[illegible],[illegible]	[illegible]	[illegible]	[illegible]
China (*exclusive of* Hongkong and Macao)	—	—	—	—	—	[illegible],[illegible]	[illegible],[illegible]	[illegible]	[illegible]	[illegible]
Portuguese East Africa	—	—	—	—	—	[illegible],[illegible]	[illegible],[illegible]	[illegible]	[illegible]	[illegible]
Other Foreign Countries	—	—	—	—	—	[illegible],[illegible]	[illegible],[illegible]	[illegible]	[illegible]	[illegible]
TOTAL FOREIGN COUNTRIES	—	—	—	—	—	[illegible],[illegible]	[illegible],[illegible]	[illegible]	[illegible]	[illegible]
Share of Bengal	—	—	—	—	—	*[illegible],[illegible]*	*[illegible],[illegible]*	*[illegible]*	*[illegible]*	*[illegible]*
,, *Bombay*	—	—	—	—	—	*[illegible],[illegible]*	*[illegible],[illegible]*	*[illegible]*	*[illegible]*	*[illegible]*
,, *Sind*			—	—	—	*[illegible]*	*[illegible]*	*[illegible]*	*[illegible]*	*[illegible]*
,, *Madras*			—	—	—	*[illegible],[illegible]*	*[illegible],[illegible]*	*[illegible],[illegible]*	*[illegible]*	*[illegible]*
,, *Burma*			—	—	—	*[illegible]*	*[illegible]*	*[illegible]*	*[illegible]*	*[illegible]*
TOTAL	—	—	—	—	—	[illegible],[illegible]	[illegible],[illegible]	[illegible]	[illegible]	[illegible]

(a) [illegible] [illegible] [illegible] 1933-34.

No. 11—*continued*

ARTICLES AND COUNTRIES OF FINAL DESTINATION; ALSO SHARE OF EACH PROVINCE	QUANTITY					VALUE				
	1929-30	1930-31	1931-32	1932-33	1933-34	1929-30	1930-31	1931-32	1932-33	1933-34
						R	R	R	R	R
Stone and Marble—										
Granite setts and pavement curbs* (II B)—	Tons	Tons	Tons	Tons	Tons					
United Kingdom (*including* Channel Islands)	—	—	—	—	10,122	—	—	—	—	3,05,428
Other British Possessions	—	—	—	—	1	—	—	—	—	2,265
TOTAL BRITISH EMPIRE	—	—	—	—	10,123	—	—	—	—	3,07,693
Share of Bengal	—	—	—	—	..	—	—	—	—	..
,, *Bombay*	—	—	—	—	*1*	—	—	—	—	*2,265*
,, *Sind*	—	—	—	—	..	—	—	—	—	..
,, *Madras*	—	—	—	—	*10,122*	—	—	—	—	*3,05,428*
,, *Burma*	—	—	—	—	..	—	—	—	—	..
TOTAL	—	—	—	—	10,123	—	—	—	—	3,07,693
Other sorts* (II B)—	Tons	Tons	Tons	Tons	Tons					
TOTAL BRITISH EMPIRE	—	—	—	—	—	—	—	—	—	4,305
Argentine Republic (*including* the Atlantic Coast of Patagonia)	—	—	—	—	135	—	—	—	—	11,130
Other Foreign Countries	—	—	—	—	119	—	—	—	—	6,000
TOTAL FOREIGN COUNTRIES	—	—	—	—	254	—	—	—	—	17,130
Share of Bengal	—	—	—	—	*148*	—	—	—	—	*14,076*
,, *Bombay*	—	—	—	—	*6*	—	—	—	—	*3,477*
,, *Sind*	—	—	—	—	*6*	—	—	—	—	*716*
,, *Madras*	—	—	—	—	*220*	—	—	—	—	*3,007*
,, *Burma*	—	—	—	—	..	—	—	—	—	*160*
TOTAL	—	—	—	—	380	—	—	—	—	21,436
Total—Stone and Marble (II B)—	Tons	Tons	Tons	Tons	Tons					
United Kingdom (*including* Channel Islands)	2	905	4,213	2,929	10,125	120	18,266	1,07,136	63,887	3,07,025
Aden and Dependencies	2	101	1	84	1	131	9,731	470	7,411	2,290
Ceylon (*excluding* Maldives)	2,494	1,103	573	112	130	18,548	7,704	3,777	994	1,281
Straits Settlements	1	62	1	..	1	46	5,247	855	..	167
Other British Possessions	9	15	20	18	1	4,462	3,677	5,203	2,845	1,292
TOTAL BRITISH EMPIRE	2,508	1,946	4,808	3,143	10,258	23,307	44,597	1,17,440	74,817	3,12,073

*Separately recorded from 1933-34.

No. 11—*continued*

ARTICLES, AND COUNTRIES OF FINAL DESTINATION; ALSO SHARE OF EACH PROVINCE	QUANTITY					VALUE				
	1929-30	1930-31	1931-32	1932-33	1933-34	1929-30	1930-31	1931-32	1932-33	1933-34
Total Stone and Marble (II-B)—contd.	Tons	Tons	Tons	Tons	Tons	R	R	R	R	R
France	46	..	106	1	110	3,701	..	6,900	800	4,000
United States of America—										
Vid Atlantic Coast	742	4	..	..	..	1,44,210	1,628	..	..	14
Argentine Republic (excluding the Atlantic Coast of Patagonia	..	..	..	..	135	..	..	..	..	11,150
Other Foreign Countries	10	2	6	16	9	9,304	12,675	2,600	6,826	1,006
TOTAL FOREIGN COUNTRIES	798	26	112	17	254	1,57,215	14,103	9,500	7,216	17,000
Share of Bengal	751	175	13	6	118	2,46,743	17,291	3,764	2,094	14,978
,, *Bombay*	8	20	11	105	7	7,128	11,044	6,211	13,417	5,162
,, *Sind*	4	6	2	..	6	2,256	4,048	347	65	716
,, *Madras*	2,542	1,771	4,891	3,051	10,351	23,441	26,137	2,17,219	65,710	3,68,435
,, *Burma*	1	..	1	..	..	2,240	180	1,958	716	160
TOTAL	3,306	1,972	4,920	3,160	10,512	1,80,322	58,700	1,36,840	82,033	3,20,188
Sugar—										
Sugar, 16 Dutch standard and above (I. G)—(a)	Tons									
Bahrein Islands	23	—	—	—	—	10,858	—	—	—	—
Ceylon	65	—	—	—	—	30,554	—	—	—	—
Kenya Colony	9	—	—	—	—	5,707	—	—	—	—
Other British Possessions	16	—	—	—	—	7,027	—	—	—	—
TOTAL BRITISH EMPIRE	113	—	—	—	—	44,171	—	—	—	—
Native States in Arabia *other than* Muskat Territory and Trucial Oman	4	—	—	—	—	2,320	—	—	—	
Iraq	29	—	—	—	—	11,798	—	—	—	—
Other Foreign Countries	11	—	—	—	—	7,776	—	—	—	—
TOTAL FOREIGN COUNTRIES	44	—	—	—	—	21,894	—	—	—	—
Share of Bengal	1	—	—	—	—	391	—	—	—	—
,, *Bombay*	76	—	—	—	—	29,566	—	—	—	—
,, *Sind*	..	—	—	—	—	241	—	—	—	—
,, *Madras*	30	—	—	—	—	24,619	—	—	—	—
TOTAL	157	—	—	—	—	66,065	—	—	—	—
Sugar, 23 Dutch standard and above—(b)		Tons	Tons	Tons	Tons					
TOTAL BRITISH EMPIRE	—	..	4	2	..	—	896	1,972	720	416
TOTAL FOREIGN COUNTRIES	—	..	..	1	..	—	278	108	640	110
Share of Bengal	—	..	3	..	..	—	647	1,442	320	486
,, *Sind*	—	..	..	1	..	—	247	272	441	96
,, *Madras*	—	..	1	2	..	—	..	230	616	..
,, *Burma*	—	..	..	..	..	—	..	..	8	..
TOTAL	—	..	4	3	..	—	944	2,144	1,372	582

(a) Revised for years 1930-31.
(b) Introduced for years 1930-31.

No. 11—*continued*

ARTICLES, AND COUNTRIES OF FINAL DESTINATION; ALSO SHARE OF EACH PROVINCE	QUANTITY					VALUE				
	1929-30	1930-31	1931-32	1932-33	1933-34	1929-30	1930-31	1931-32	1932-33	1933-34
						R	R	R	R	R
Sugar—*continued*										
Sugar, below 28 Dutch standard but not below 16 Dutch standard—(*b*)		Tons	Tons	Tons	Tons					
Ceylon (*excluding* Maldives)	—	37	52	77	323	—	13,429	12,347	11,895	43,925
Other British Possessions	—	33	16	1	..	—	14,008	6,351	1,613	963
TOTAL BRITISH EMPIRE	—	70	68	78	323	—	27,437	18,698	13,508	44,888
Iraq	—	13	11	2	1	—	5,990	4,415	450	400
Other Foreign Countries	—	10	9	5	4	—	6,703	4,363	3,003	1,769
TOTAL FOREIGN COUNTRIES	—	23	20	7	5	—	12,693	8,778	3,453	2,169
Share of Bengal	—	..	..	..	..	—	*89*	*45*	*58*	*68*
„ *Bombay*	—	*37*	*31*	*8*	*5*	—	*21,018*	*13,959*	*4,682*	*3,109*
„ *Madras*	—	*56*	*67*	*77*	*323*	—	*19,023*	*13,473*	*12,179*	*43,880*
„ *Burma*	—	..	..	..	..	—	..	..	*2*	..
TOTAL	—	93	88	85	328	—	40,130	27,476	16,961	47,057
Sugar, 15 Dutch standard and below (I. G.)—	Tons	Tons	Tons	Tons	Tons					
Ceylon (*excluding* Maldives)	114	353	132	269	97	28,179	62,110	23,664	40,074	16,740
Other British Possessions	4	47	2	25	..	1,207	8,205	267	4,590	126
TOTAL BRITISH EMPIRE	118	400	134	294	97	29,386	70,315	23,931	44,664	16,866
Native States in Arabia other than Muskat Territory and Trucial Oman	..	..	..	55	..	..	..	..	7,257	..
Share of Bengal	..	..	..	..	..	*118*	..	*60*	*520*	*126*
„ *Madras*	*118*	*400*	*134*	*349*	*97*	*29,211*	*70,315*	*23,931*	*51,401*	*16,740*
TOTAL	118	400	134	349	97	29,386	70,315	23,931	51,921	16,866
Molasses (including Palmyra and Cane Jaggery) (*I. G.*)—	Tons	Tons	Tons	Tons	Tons					
United Kingdom (*excluding* Channel Islands)	1	..	..	7	179	152	1	5	2,554	14,640
Aden and Dependencies	10	13	12	11	13	4,895	6,417	5,035	4,365	6,205
Ceylon (*excluding* Maldives)	978	890	658	707	899	2,27,120	99,496	1,05,043	98,872	1,19,519
Union of South Africa	7	13	12	9	14	3,998	5,404	3,670	3,920	3,980
Zanzibar and Pemba	18	14	15	17	17	11,307	9,025	8,194	10,908	9,230
Other British Possessions	16	13	21	13	19	6,979	6,220	5,892	5,349	5,229
TOTAL BRITISH EMPIRE	1,030	443	718	764	1,141	2,54,511	1,27,463	1,28,739	1,25,968	1,58,803
Native States in Arabia other than Muskat Territory and Trucial Oman	10	8	1	35	39	5,263	2,912	613	5,837	5,160
Portuguese East Africa	12	14	16	16	14	6,759	6,427	6,570	6,233	5,452
Other Foreign Countries	17	4	5	4	7	6,502	3,262	2,507	2,060	3,747
TOTAL FOREIGN COUNTRIES	39	26	22	55	60	18,524	12,601	9,590	14,130	14,359
Share of Bengal	..	..	..	..	..	*14*	*50*	*110*	*130*	*25*
„ *Bombay*	*81*	*89*	*68*	*74*	*89*	*44,781*	*37,538*	*29,316*	*33,978*	*39,342*
„ *Sind*	*1*	..	..	..	..	*591*	*548*	*287*	*459*	*431*
„ *Madras*	*936*	*460*	*672*	*745*	*1,112*	*2,28,127*	*1,02,492*	*1,98,486*	*1,06,350*	*1,39,388*
„ *Burma*	..	..	..	..	..	*9*	..	*130*	..	*5*
TOTAL	1,069	469	740	819	1,201	2,73,036	1,40,064	1,38,329	1,40,096	1,73,183

(*b*) Separately recorded from 1930-31.

No. 11—*continued*

ARTICLES, AND COUNTRIES OF FINAL DESTINATION; ALSO SHARE OF EACH PROVINCE	QUANTITY					VALUE				
	1929-30	1930-31	1931-32	1932-33	1933-34	1929-30	1930-31	1931-32	1932-33	1933-34
Sugar —*concluded*										
Total Sugar—	Tons	Tons	Tons	Tons	Tons	Rs	Rs	Rs	Rs	Rs
United Kingdom (*including* Channel Islands)	1	..	..	7	179	159	1	5	2,554	14 640
Aden and Dependencies	10	15	12	11	13	5,405	7,307	5,190	4,545	6,248
Bahrein Islands	26	8	5	..	..	13,543	2,979	1,690	307	41
Ceylon (*excluding* Maldives)	1,157	780	844	1,084	1,319	2,75,863	1,75,191	1,63,171	1,51,266	1,80,184
Straits Settlements	26	65	21	11	12	7,488	13,480	4,608	3,199	3,038
Union of South Africa	7	13	12	9	14	4,277	5,451	5,723	5,960	6,138
Zanzibar and Pemba	18	14	15	17	17	12,037	10,350	8,784	10,966	9,893
Kenya Colony	10	4	7	1	..	7,145	4,496	5,086	1,336	578
Other British Possessions	6	14	5	25	7	2,756	6,977	3 928	6,610	3,333
TOTAL BRITISH EMPIRE	1,261	913	924	1,158	1,561	3,28,088	2,25,944	1,78,270	1,84,866	2,20,975
Muskat Territory and Trucial Oman	16	5	4	1	1	5,566	2,710	2,154	884	2 744
Other Native States in Arabia	14	12	4	92	81	7,582	5,182	1,403	14,184	5 280
Iraq	31	14	11	3	2	12,8 0	6,290	4,550	880	979
Portuguese East Africa	13	16	19	15	17	9,408	8,921	8,114	7,984	6,53g
Other Foreign Countries	9	1	4	4	4	5,892	2,514	2,150	1,5 8	1,405
TOTAL FOREIGN COUNTRIES	83	49	42	115	65	40,418	25,5 0	18,571	25,380	16 658
Share of Bengal	*1*	..	*3*	..	..	*990*	*790*	*1,557*	*941*	*638*
,, *Bombay*	*168*	*106*	*99*	*88*	*94*	*54,548*	*58,400*	*61,275*	*58,600*	*56 131*
,, *Sind*	*1*	..	..	*1*	..	*833*	*857*	*696*	*871*	*855*
,, *Madras*	*1,134*	*856*	*864*	*1,173*	*1,532*	*2,82,407*	*1,91,280*	*1,66,019*	*1,69,735*	*1,91,970*
,, *Burma*	..	..	..	..	..	*9*	..	*130*	*11*	*8*
TOTAL	1,344	962	966	1,258	1,626	3,38,486	2,51,463	1,91,841	2,10,245	2 17,618
Tallow and Stearine (*including* Grease and Animal fat) (II. L)—	Cwts.	Cwts.	Cwts.	Cwts.	Cwts					
United Kingdom (*including* Channel Islands)	144	151	134	134	138	5,90	5,177	4,942	4,0 4	3,810
Bahrein Islands	1,767	1,549	1,055	1,027	1 261	97,114	8 ,044	62,406	1,700	74,178
Straits Settlements	3,551	3,020	2,129	1,715	1 797	1,23,295	1,00,6 6	5 ,053	47,8 5	57,630
Union of South Africa	..	20	192	110	207	..	1,60n	7,130	4,150	7 740
Fiji Islands	2,185	1,470	1,314	1,612	1,843	98,200	59,1 6	56,650	5 ,647	76 127
Other British Possessions	147	94	116	122	96	6,567	3,822	3,281	3,52	1,712
TOTAL BRITISH EMPIRE	7,794	6,713	4,970	4,720	5,432	3,28,268	2,30,6 6	1,76,563	1,68,0 3	1 30 8 5
Muskat Territory and Trucial Oman	1,497	1,178	3,014	532	646	67,1 3	50 781	56 2 8	16,081	25 1 9
Other Native States in Arabia	535	750	455	5 1	634	27,745	36,7 5	21,635	10, 12	30 1 7
Persia	86	128	..	44	8	2,547	6 1 5	..	2,0 9	67
Other Foreign Countries	5	10	6	23	83	280	5 8	160	190	1,7 0
TOTAL FOREIGN COUNTRIES	2,123	2,055	1,479	1,197	1 36	78,685	82,2 0	57,7 7	47,0 5	67 17
Share of Bengal	*5,277*	*5,114*	*3,541*	*3,409*	*4,101*	*3,31,840*	*1,64,452*	*1,33,4 8*	*97 07*	*95,110*
,, *Bombay*	*3,435*	*3,511*	*2,163*	*2,017*	*2 168*	*1,74,3 2*	*1,07,1 7*	*1,10,5 8*	*9 1 4*	*1,00,1 1*
,, *Sind*	*134*	*100*	*78*	*74*	*69*	*5,471*	*7,0 5*	*1,4 5*	*1 87*	*1 0*
,, *Madras*	*69*	*69*	*51*	*101*	*144*	*3 17*	*1,5 0*	*7 5*	*1 81*	*3 49*
,, *Burma*	*2*	..	*10*	..	*2*	*7 5*	..	*7 0*	..	*3 8*
TOTAL	9,017	8,7 8	6,443	5,917	6 9	6,06,3 1	3, 3,1 1	2,73,1 0	1,47,4 5	1,9 ,7 6

No. 11—*continued*

ARTICLES, AND COUNTRIES OF FINAL DESTINATION; ALSO SHARE OF EACH PROVINCE	QUANTITY					VALUE				
	1929-30	1930-31	1931-32	1932-33	1933-34	1929-30	1930-31	1931-32	1932-33	1933-34
						R	R [1]	R	R	R
Tea—										
Black (I. H)—	Lbs.	Lbs.	Lbs.	Lbs.	Lbs.					
United Kingdom (*including* Channel Islands)	316,695,650	297,931,211	200,590,767	330,660,980	276,262,141	22,15,62,770	19,89,79,338	16,89,73,449	14,78,45,503	17 56,55,648
Irish Free State (a)	—	—	—	—	2,148,182	—	—	—	—	15,00,424
Palestine	36,105	33,929	343,491	165,026	157,416	28,894	26,001	1,35,548	77,262	77,011
Aden and Dependencies	264,244	288,894	415,198	312,038	321,261	1,61,567	1,62,039	1,83,660	1,21,609	1,59,613
Bahrein Islands	869,800	988,198	1,160,625	712,072	260,775	5,67,266	6,08,692	4,34,590	2,84,051	1,02,149
Ceylon (*excluding* Maldives)	3,738,108	5,005,974	2,906,768	3,531,315	3,216 811	26,59,011	37,06,045	20,31,427	23,23,431	20,29,626
Straits Settlements	330,647	318,407	276,723	226,920	120,589	2,76,504	2,43,158	1,71,912	1,16,177	62,132
Federated Malay States	11,048	4,017	1,728	1,592	5,565	19,063	4,005	649	827	3,496
Union of South Africa	1,112,343	773,669	653,294	532,028	543,028	8,38,051	6,02,191	3,42,383	2,60,109	3,32,689
Zanzibar and Pemba	71,220	41,141	56,058	40,345	7,269	52,264	32,635	31,107	21,843	6,360
Kenya Colony	51,457	96,372	64,681	2,930	5,144	3,61,247	84,264	41,428	1,629	2,654
Tanganyika Territory	138,576	62,484	7,020	2,198	200	1,13,565	55,479	6,907	2,845	200
Somaliland Protectorate	71,412	202,372	114,202	62,740	118,802	41,972	1,13,004	47,021	31,029	56,776
Anglo-Egyptian Sudan	1,016,071	1,734,456	454,202	92,074	385,559	10,85,521	8,02,222	2,09,908	42,588	2,17,731
Mauritius and Dependencies	5,728	1,255	11,026	5,128	4,075	4,646	1,032	4,744	1,378	1,797
Seychelles	11,111	11,282	11,908	12,965	7,988	10,075	8,678	7,558	8,251	3,885
Canada—										
Via Atlantic Coast	6,670,838	5,503,732	7,689,464	9,402,887	9,697,603	42,31,292	33,84,987	35,68,605	45,89,218	50 14,562
„ Pacific „	5,681,807	4,671,972	6,444,001	7,209,172	5,431,274	32,08,863	28,01,729	31,71,828	34,43,775	27,42,064
British West India Islands (*excluding* Bahamas)	73,489	33,430	57,700	174,604	60,559	58,217	21,400	25,326	74,614	36,743
British Guiana	19,580	7,400	17,320	22,500	12,874	11,153	3,434	4,745	10,219	6,950
Commonwealth of Australia	4,592 895	4,529,937	2,508,835	1,939.612	1 986.655	30,50,079	28.89,783	12,96,818	8 01 160	10 72,526
New Zealand	340.389	85 ,989	1,014,072	1,145,896	2,497,399	2,11,999	2,86,971	5,44,670	5,75,806	13,21,580
Fiji Islands	27,308	11,102	15,619	16,768	20,315	10,511	5,500	6,568	5,412	11,306
Other British Possessions	2,166	2,772	2,871	4,044	3,546	1,588	2,157	982	2,036	1,770
TOTAL BRITISH EMPIRE	343,322,382	322,606,976	314,811,933	356,079,736	303,311,796	23,86,75,108	21,47,75,951	18,12,41,093	16,05,90,060	19,04,19,643
U. S. S. R.—										
Northern	308	57 ,796	243,003	..	228,015	816	2,96,396	1,24,031	..	1.17.649
Southern	4,061,919	4,684,040	3,200,768	3,379.276	480,101	26,48,394	29,21,573	15,93,561	16,04,345	2,44,129
Pacific Ports (in Asia)	3,282,215	3,200,683	1,826,747	95,874	..	16,70,411	18,16,066	8,23,572	46,790	..
Sweden	11,737	7,580	21,029	20,226	15,849	9,198	6,759	10,520	11,267	7.883
Denmark	8,728	8,335	4,993	8,330	5,195	8,868	9,659	6,015	5,119	4,658
Poland	53,150	85,696	67,268	..	8,612	56,016	90,539	62,1.6	..	6,052
Germany	189,527	146,220	106,481	126,508	258,809	1,66,072	1,18,560	80,609	84,725	1,98,592
Netherlands	86,172	76,136	79,033	122,071	86,612	49,707	45,709	42,0 6	66,012	50.436
Belgium	2,740	2,008	2,120	6,821	3,225	3,917	1,998	2,115	5,676	2,099
France	203,996	130,193	192,761	355,555	245,575	1,54,732	84,368	1,14,460	2,72,274	1,41,164
Italy (*excluding* Fiume)	22,544	5,529	5,120	12,906	7,676	16,378	4,128	4,204	7,167	5,479
Roumania	17,340	27,500	21,250	11,000	33,150	12,676	20,624	10,685	5,500	21,500
Greece (*excluding* Crete)	224,467	125,085	59,525	30	11,800	1,44,706	70,891	21,994	10	8.437
Turkey, European	243,375	230,295	179,700	97,750	420,750	1,77,848	1,50,188	1,00,212	62,781	2 74,921
Turkey, Asiatic	283,651	388,865	298,802	436,013	307,212	2 09,286	2,79,593	1,39,653	2,00,459	1,77,249
Syria	77,858	94,780	197,955	185,648	106,414	71,549	76,254	86,418	79,135	59,170
Muscat Territory and Trucial Oman	62,182	68,581	89,271	129,474	118,159	47,723	45,582	39,.48	57,712	61,658

(a) Separately shown from 1933-34.

No. 11—*continued*

ARTICLES, AND COUNTRIES OF FINAL DESTINATION; ALSO SHARE OF EACH PROVINCE	QUANTITY					VALUE				
	1929-30	1930-31	1931-32	1932-33	1933-34	1929-30	1930-31	1931-32	1932-33	1933-34
Tea—*continued*						R	R	R	R	R
Black (I. H)—continued	Lbs.	Lbs.	Lbs.	Lbs.	Lbs.					
Other Native States in Arabia	1,314,848	1,140,466	1,190,868	1,598,056	438,083	8,60,856	7,25,081	6,46,616	6,21,[illegible]	2,[illegible]
Iraq	1,502,979	1,160,792	915,271	803,071	806,476	9,92,316	7,36,[illegible]	6,77,949	5,49,171	2,6[illegible]
Persia	5,563,991	4,290,038	2,014,544	1,482,620	1,075,196	31,90,946	23,71,380	9,63,850	6,56,549	3,37,60[illegible]
Henjam Island	1,884	4,138	2,450	..	..	1,734	6,118	2,567	..	..
Sumatra	20,100	8,400	8,400	8,400	8,400	20,100	8,400	8,400	8,[illegible]	8,100
China (exclusive of Hongkong and Macão)	12,540	1,741,886	1,202,987	78	221	7,464	12,63,526	6,61,366	59	111
Japan	13,531	16,492	11,275	9,478	6,450	11,229	14,657	9,823	7,549	5,010
Egypt	5,666,770	3,557,439	3,278,851	2,002,275	1,266,879	36,60,076	21,[illegible],[illegible]2	14,70,957	8,46,[illegible]3	7,15,844
Tripoli (*including* Libya)	25,625	3,750	6,[illegible]0	..	8,700	20,466	2,[illegible]18	3,12[illegible]	..	6,[illegible]87
Portuguese East Africa	117,466	48,851	58,899	49,566	33,244	99,807	35,[illegible]32	41,501	28,395	17,[illegible]56
Italian East Africa (Somaliland and Eritrea)	279,965	216,790	270,699	353,676	220,[illegible]95	1,37,338	90,[illegible]75	1,48,494	1,33,977	1,[illegible]970
French Somaliland	73,485	68,424	99,687	80,972	69,[illegible]0	44,917	35,[illegible]13	44,051	38,977	33,9[illegible]
United States of America—										
Via Atlantic Coast	7,869,249	9,435,051	9,355,663	10,772,360	8,017,555	55,25,519	60,68,077	47,[illegible],785	35,31,647	44,30,[illegible]37
" Pacific "	577,047	463,614	441,664	365,002	299,849	3,92,017	2,97,968	2,33,221	1,44,680	1,61,[illegible]68
Cuba	..	..	..	17,000	..	..	..	..	12,750	..
Uruguay	1,500	11,600	..	5,000	7,500	750	11,[illegible]0	..	3,750	3,750
Argentine Republic (*including* the Atlantic Coast of Patagonia)	126,622	168,604	180,080	134,015	106,302	1,17,764	1,[illegible],129	96,[illegible]2[illegible]	64,[illegible]16	56,[illegible]27
Chili (*including* the Pacific Coast of Patagonia)	833,611	484,841	322,449	366,517	2,35[illegible]	5,74,[illegible]44	3,23,849	1,76,449	2,50,[illegible]79	1,[illegible]35
Peru	8,950	3,500	28,100	56,856	22,211	6,247	2,62[illegible]	16,100	61,016	11,[illegible]56
Other Foreign Countries	8,480	18,582	14,837	11,699	8,648	8,398	15,[illegible]82	8,287	[illegible],343	6,[illegible]63
TOTAL FOREIGN COUNTRIES	32,948,563	32,693,796	26,098,197	22,756,430	14,804,315	2,11,17,244	2,03,37,704	1,28,22,389	1,09,37,745	80,42,[illegible]55
Share of Bengal	*325,897,293*	*306,208,991*	*294,656,012*	*223,874,796*	*270,795,696*	*21,66,89,741*	*19,14,81,799*	*15,48,[illegible],271*	*13,93,76,[illegible]18*	*18,58,[illegible],[illegible]38*
" *Bombay*	*654,178*	*495,879*	*238,285*	*161,697*	*184,530*	*6,71,299*	*4,69,[illegible]94*	*2,76,[illegible]33*	*1,8[illegible],776*	*1,[illegible],[illegible]90*
" *Sind*	*16,894*	*16,817*	*11,975*	*6,489*	*2,698*	*18,266*	*13,[illegible]45*	*9,[illegible]31*	*5,[illegible]48*	*2,[illegible]13*
" *Madras*	*49,671,387*	*48,574,503*	*46,901,616*	*56,836,736*	*46,[illegible],[illegible]84*	*6,38,17,[illegible]60*	*4,[illegible],[illegible]2,[illegible]*	*3,91,[illegible],[illegible]10*	*4,60,[illegible],[illegible]81*	*3,59,[illegible],[illegible]42*
" *Burma*	*30,013*	*24,490*	*19,791*	*8,160*	*4,305*	*19,016*	*9,[illegible]03*	*7,[illegible]17*	*7,[illegible]44*	*3,[illegible]40*
TOTAL	376,168,945	355,300,772	341,910,130	278,836,568	317,816[illegible]	25,97,92,[illegible]38	23,[illegible],13,[illegible]28	19,40,[illegible],[illegible]52	17,15,37,[illegible]46	[illegible],84,82,[illegible]98
Green (I. H)—	Lbs.	Lbs.	Lbs.	Lbs.	Lbs.					
United Kingdom	465,244	933,040	608,176	..	..	2,71,216	4,78,787	3,[illegible],[illegible]22	..	..
TOTAL FOREIGN COUNTRIES	—	128	..	..	24	—	98	..	..	100
Share of Bengal	*465,244*	*933,040*	*608,176*	..	..	*2,[illegible]1[illegible]6*	*4,78,[illegible]87*	*3,[illegible],[illegible]22*	..	..
" *Bombay*	—	*128*	..	..	..	-	98	—	..	..
" *Sind*	..	—	..	..	*24*	..	..	..	..	*100*
TOTAL	465,244	933,168	608,176	..	24	2,71,[illegible]6	4,78,[illegible]85	3,[illegible],[illegible]22	..	100
Total Tea—	Lbs.	Lbs.	Lbs.	Lbs.	Lbs.					
United Kingdom (including Channel Islands)	317,360,894	29[illegible],[illegible]98,251	291,138,941	230,680,940	277,[illegible],[illegible]62,147	22,19,32,[illegible]46	19,94,58,[illegible]75	16,92,[illegible],[illegible]72	16,78,[illegible],[illegible]03	17,58,[illegible],[illegible]69
Irish Free State (a)	—	—	—	—	2,148,182	—	—	—	—	15,[illegible]6,4
Palestine	34,106	33,929	348,491	161,928	137,[illegible]4	29,644	36,[illegible]1	1,35,549	97,[illegible]02	77,[illegible]1
Aden and Dependencies	264,244	283,491	415,186	313,038	221,281	1,81,547	1,[illegible],[illegible]30	1,81,[illegible]30	1,31,[illegible]30	1,[illegible],[illegible]18
Bahrein Islands	869,300	988,186	1,160,[illegible]5	712,071	280,77[illegible]	5,67,264	6,[illegible],[illegible]42	6,34,[illegible]20	2,34,[illegible]81	1,[illegible],[illegible]40
Ceylon (*exclusive of Maldives*)*	3,733,103	3,[illegible],[illegible]76	2,[illegible],[illegible]88	2,531,[illegible]15	2,[illegible],[illegible]15	26,[illegible],[illegible]11	27,[illegible],[illegible]41	20,21,[illegible]27	23,21,[illegible]11	20,[illegible],[illegible]95
Straits Settlements	330,647	274,697	276,[illegible]23	236,930	121,[illegible]40	2,[illegible],[illegible]04	2,[illegible],[illegible]54	1,71,[illegible]17	1,[illegible],177	[illegible],[illegible]48
Federated Malay States	11,948	4,[illegible]17	1,[illegible]29	1,[illegible]78	3,[illegible]15	19,[illegible]63	6,[illegible]15	649	927	3,[illegible]91
Union of South Africa	1,112,[illegible]49	[illegible],[illegible]49	65,[illegible]94	1[illegible],[illegible]24	[illegible]49,21	8,[illegible],[illegible]51	[illegible],[illegible],[illegible]19	2,67,[illegible]87	2,[illegible],[illegible]19	3,[illegible],[illegible]39

(a) Separately shown from 1933-34.

* Tea exported from British India to Ceylon is subject to railway transport on an [illegible] basis and does not therefore appear as imports into Ceylon.

No. 11—*continued*

ARTICLES, AND COUNTRIES OF FINAL DESTINATION; ALSO SHARE OF EACH PROVINCE	QUANTITY					VALUE				
	1929-30	1930-31	1931-32	1932-33	1933-34	1929-30	1930-31	1931-32	1932-33	1933-34
	Lbs.	Lbs.	Lbs.	Lbs.	Lbs.	R	R	R	R	R
Tea—*continued*										
Total Tea—continued										
Zanzibar and Pemba	71,220	41,141	56,058	40,346	7,269	52,264	32,636	31,167	21,843	6,360
Kenya Colony	451,457	96,372	64,681	2,930	5,144	3,61,247	84,264	41,428	1,629	2,654
Tanganyika Territory	133,576	62,484	7,020	2,198	200	1,13,565	55,479	6,907	2,345	200
Somaliland Protectorate	71,412	202,372	114,202	82,740	118,892	41,972	1,13,004	47,021	31,029	56,776
Anglo-Egyptian Sudan	1,016,071	1,734,456	454,262	92,074	385,559	10,85,521	8,02,222	2,09,008	42,588	2,17,731
Mauritius and Dependencies	5,728	1,255	11,926	5,128	4,675	4,640	1,032	4,744	1,378	1,797
Seychelles	11,111	11,283	11,908	12,965	7,988	10,075	8,678	7,558	8,251	3,885
Canada—										
Vid Atlantic Coast	6,670,838	5,503,732	7,689,464	9,492,887	9,697,693	42,31,292	33,84,987	35,68,605	45,89,218	50,14,582
,, Pacific ,,	5,681,807	4,671,972	6,444,001	7,202,172	5,481,274	32,08,868	28,01,729	31,71,828	34,43,775	27,42,004
British West India Islands (*excluding* Bahamas)	78,489	33,430	57,700	174,604	66,550	58,217	21,406	25,326	74,514	36,743
British Guiana	19,580	7,400	11,320	22,500	12,874	11,153	3,484	4,745	10,219	6,950
Commonwealth of Australia	4,592,805	4,529,937	2,508,835	1,639,612	1,986,655	30,50,079	28,89,783	12,96,818	8,01,160	10,72,526
New Zealand	1840,889	357,969	1,014,072	1,145,898	2,497,399	2,11,999	2,36,973	5,44,670	5,75,604	13,21,580
Fiji Islands	27,308	11,102	15,619	16,768	20,815	10,511	5,500	5,568	5,412	11,306
Other British Possessions	2,166	2,772	2,871	4,944	3,542	1,594	2,157	982	2,096	1,770
TOTAL BRITISH EMPIRE	343,787,626	323,545,016	315,420,107	356,079,786	303,311,895	23,89,46,824	21,52,54,738	18,15,51,516	16,05,90,060	19,04,19,043
U. S. S. R.—										
Northern	308	572,798	248,003	..	228,015	316	2,86,308	1,24,001	..	1,17,649
Southern	4,061,019	4,684,040	3,200,768	3,379,276	489,101	26,48,304	20,21,573	15,93,561	16,04,345	2,44,129
Pacific Ports (in Asia)	3,282,215	3,200,663	1,826,747	95,874	..	16,70,411	18,16,056	8,23,572	46,795	..
Sweden	11,737	7,580	21,029	20,226	15,849	9,198	6,750	10,520	11,287	7,883
Denmark	8,728	8,835	4,098	8,330	5,395	8,868	9,650	6,015	5,119	4,658
Poland (*including* Dantzig)	53,150	85,606	67,268	..	8,612	56,016	90,533	62,126	..	6,052
Germany	189,527	146,220	106,481	126,805	259,809	1,66,072	1,18,560	80,609	84,725	1,98,592
Netherlands	84,173	76,136	79,033	122,071	86,612	49,707	45,709	42,030	66,012	59,456
Belgium	2,740	2,008	2,120	6,821	3,225	3,917	1,996	2,115	5,676	2,099
France	203,995	180,193	192,261	355,555	245,585	1,54,732	84,368	1,14,460	2,72,274	1,41,164
Italy (*including* Fiume)	22,544	5,329	5,120	12,906	7,676	16,378	6,128	4,204	7,167	5,479
Roumania	17,340	27,500	21,250	11,000	18,150	12,676	20,624	10,625	5,500	21,500
Greece (*including* Crete)	224,469	125,085	59,525	30	11,600	1,44,706	70,891	21,904	30	8,437
Turkey, European	243,375	230,295	179,700	97,750	420,750	1,77,348	1,50,188	1,09,232	62,781	2,74,921
Turkey, Asiatic	282,651	788,865	208,802	426,013	307,212	2,09,286	2,79,593	1,39,653	2,00,459	1,77,249
Syria	77,368	91,780	197,956	185,645	106,414	71,549	76,254	86,418	78,155	59,170
Armenia	1,000	11,175	625	3,600	..	750	10,630	469	1,525	..
Muskat Territory and Trucial Oman	62,182	68,881	89,271	120,474	118 159	47,723	45,582	39,446	37,722	61,678
Other Native States in Arabia	1,314,848	1,140,466	1,180,860	1,598,058	438,063	8,69,656	7,25,061	4,46,716	4,21,565	2,00,491
Iraq	1,502,979	1,160,702	915 271	505,071	506,500	9,92,315	7,24,896	4,77,949	2,40,173	2,65,662
Persia	5,562,991	4,290,932	2,014,544	1,482,420	1,075,198	31,90,946	23,71,456	9,63,850	6,54,589	5,57,603
Henjam Island	1,884	4,138	2,450	..	..	1,734	6,113	3,587	..	..
Sumatra	20,100	8,400	8,400	3,400	3 600	20,100	8,410	8,400	5,572	2,166
China (*exclusive* of Hongkong and Macao)	12,540	1,741,886	1,202,987	78	221	7,864	12,63,524	6,41,366	55	111
Japan	13,531	16,472	11,275	9,876	6,420	11,229	14,657	9,822	7,540	8,010
Egypt	5,066,770	3,537,439	3,273,851	2,002,275	1,266,878	36,60,078	21,66,282	14,70,957	8,46,37	7,3
Tripoli (Libya)	25,625	3,750	6,250	..	8,700	20,465	2,812	3,125	..	4,427
Portuguese East Africa	117,466	48,851	58,899	49,566	23 241	89,807	36,633	41,501	33,39	12 154

No. 11—*continued*

ARTICLES, AND COUNTRIES OF FINAL DESTINATION; ALSO SHARE OF EACH PROVINCE	QUANTITY					VALUE				
	1929-30	1930-31	1931-32	1932-33	1933-34	1929-30	1930-31	1931-32	1932-33	1933-34
Tea—*concluded*						R	R	R	R	R
***Total* Tea—concluded**	Lbs.	Lbs.	Lbs.	Lbs.	Lbs.					
Italian East Africa (Somaliland and Eritrea)	279,965	216,790	370,699	383,876	320,196	1,37,838	90,078	1,48,498	1,23,977	1,37,879
French Somaliland	73,485	68,424	99,887	50,972	49,010	44,917	34,213	44,061	18,877	23,946
United States of America—										
Pid Atlantic Coast	7,869,249	9,136,051	9,355,658	10,772,360	8,017,555	55,25,519	60,64,677	67,68,785	56,81,667	44,81,837
„ Pacific „	577,067	463,614	441,664	365,002	299,829	3,92,917	2,97,935	2,85,221	1,94,640	1,68,758
Cuba	..	..	..	17,000	..	..	..	..	12,750	..
Uruguay	1,500	11,600	..	5,000	7,500	750	11,600	..	3,750	5,748
Argentine Republic (*including* the Atlantic Coast of Patagonia)	126,622	163,604	180,080	124,025	106,03	1,17,754	1,38,179	96,238	66,816	56,225
Chile (*including* the Pacific Coast of Patagonia)	833,611	484,891	832,449	360,617	2,250	5,74,684	3,25,349	1,74,468	2,50,879	1,125
Peru	8,950	3,500	28,100	56,856	22,211	6,387	2,625	14,100	41,016	11,758
Other Foreign Countries	8,460	18,582	14,537	11,699	8,648	6,392	15,162	8,767	6,435	6,086
TOTAL FOREIGN COUNTRIES	32,846,563	32,691,924	26,098,197	22,756,980	16,504,329	2,11,17,244	2,03,37,400	1,28,22,389	1,09,37,748	80,42,665
Share of Bengal	*326,362,537*	*307,167,031*	*295,294,196*	*323,814,706*	*270,795,696*	*21,69,40,187*	*19,19,41,319*	*15,49,79,494*	*17,53,16,188*	*15,53,61,943*
„ *Bombay*	*454,178*	*416,000*	*291,285*	*161,497*	*184,530*	*8,71,999*	*6,60,488*	*3,76,239*	*3,20,774*	*1,37,496*
„ *Sind*	*16,094*	*16,117*	*11,975*	*5,489*	*2,750*	*15,246*	*13,748*	*9,335*	*3,648*	*1,118*
„ *Madras*	*49,671,327*	*41,574,512*	*46,901,455*	*54,836,734*	*46,816,144*	*4,35,17,550*	*4,11,87,421*	*3,91,91,979*	*4,69,49,581*	*3,91,40,641*
„ *Burma*	*30,053*	*14,290*	*11,393*	*8,110*	*6,305*	*19,016*	*9,903*	*7,517*	*7,644*	*6,290*
TOTAL	376,634,189	356,239,940	341,618,304	378,836,586	317,816,135	28,60,63,568	28,53,92,581	19,48,78,973	17,15,27,408	14,84,61,249
Tea waste, for the manufacture of Caffeine (H. S)—	Lbs.	Lbs.	Lbs.	Lbs.	Lbs.					
United Kingdom (*including* Channel Islands)	14,022	369,245	493,814	..	..	1,818	31,445	40,332	..	..
Germany	..	..	..	228,948	2,250	..	..	..	19,847	150
Belgium	150,610	32,472	..	44,800	..	19,276	4,154	..	650	..
United States of America—										
Pid Atlantic Coast	4,457,897	8,117,936	2,204,938	2,567,330	2,750,328	4,27,980	5,06,621	1,43,341	1,22,604	2,60,915
Other Foreign Countries	4,480	..	..	9,328	..	1,000	..	..	750	..
TOTAL FOREIGN COUNTRIES	4,612,987	8,150,338	2,204,938	2,870,428	2,752,578	4,48,256	5,00,820	1,43,341	1,43,100	2,61,765
Share of Bengal	*4,627,009*	*8,419,453*	*7,691,752*	*2,816,422*	*2,731,178*	*4,50,076*	*5,31,246*	*1,53,718*	*1,49,351*	*1,37,534*
„ *Madras*	..	*100,100*	..	*53,500*	*50,800*	..	*11,011*	..	*2,918*	*2,794*
TOTAL	4,627,009	8,519,553	2,698,752	2,870,428	2,781,978	4,50,076	5,32,246	1,53,718	1,49,300	2,40,328
Textiles—										
Cotton—										
***Raw* (*H. M*)—**	Tons	Tons	Tons	Tons	Tons					
United Kingdom (*including* Channel Islands)	68,255	80,114	57,723	29,445	41,137	3,[illegible],0,0,8	3,00,[illegible],946	1,52,94,[illegible]7a	1,[illegible],91,618	3,77,61,161
Bahrein Islands	15	..	..	..	..	2[illegible],04	..	..	..	..
Ceylon (*excluding* Maldives)	940	1,048	592	378	108	9,15,,40	10,72,,86	5,44,019	3,46,876	2,17,240
Hongkong	..	..	262	5	..	..	..	1,50,000	1,500	..
Canada—										
Pid Atlantic Coast	5	..	5	9	3	1,[illegible]0	..	6,150	4,[illegible]40	2,[illegible]50
„ Pacific „	..	..	..	..	4	..	..	..	..	2,925
Commonwealth of Australia	706	..	240	914	170	2,70,,081	3,,867	1,29,,071	2,[illegible],128	1,72,,430
New Zealand	..	44	..	..	..	..	39,619	..	..	..
Other British Possessions	1	14	..	1	5	1,[illegible]0	11,[illegible]74	[illegible],40	572	2,[illegible]46
TOTAL BRITISH EMPIRE	69,924	81,[illegible]5	9,[illegible]48	31,151	41,431	4,[illegible],[illegible],737	3,[illegible],[illegible],12	1,[illegible],[illegible],928	1,[illegible],[illegible],[illegible]0	3,[illegible],42,[illegible]61

No. 11—*continued*

ARTICLES, AND COUNTRIES OF FINAL DESTINATION ALSO SHARE OF EACH PROVINCE	QUANTITY					VALUE				
	1929-30	1930-31	1931-32	1932-33	1933-34	1929-30	1930-31	1931-32	1932-33	1933-34
Textiles—*continued*										
Cotton—*continued*										
Raw (II. M)—continued	Tons	Tons	Tons	Tons	Tons	R	R	R	R	R
Sweden	429	357	245	62	166	3,49,870	2,81,562	1,12,715	33,340	71,925
Norway	..	25	30	20	25	..	14,450	16,150	10,500	12,600
Denmark	30	79	5	20	19	23,780	48,944	2,362	9,800	10,450
Poland (*including* Dantzig)	..	..	..	153	3,852	..	..	..	76,990	18,85,091
Germany	61,454	55,173	29,575	27,272	44,087	4,89,42,930	3,29,81,431	1,47,52,687	1,34,21,959	2,09,51,618
Netherlands	11,850	10,392	5,921	6,714	11,649	89,63,781	61,05,914	29,78,643	32,79,321	54,01,338
Belgium	60,862	38,836	21,548	22,815	25,826	5,63,09,748	2,63,67,770	1,18,53,642	1,28,86,145	1,43,04,726
France	45,159	41,370	14,899	22,091	20,117	3,92,29,999	2,68,23,827	78,76,661	1,16,98,797	1,53,18,781
Spain	14,281	18,038	8,074	9,335	10,955	1,21,76,039	1,15,79,456	42,18,634	48,71,176	63,29,764
Portugal (*including* Azores and Madura)	195	163	112	324	494	1,72,820	85,950	57,575	1,70,175	2,69,620
Italy (*including* Fulme)	70,367	64,879	33,382	27,373	46,555	5,80,75,402	3,78,69,304	1,65,47,589	1,46,53,493	2,38,77,732
Austria	108	..	..	..	..	1,01,800	..	..	..	..
Bulgaria	2	10	20	..	..	1,500	4,400	9,350	..	..
Roumania	..	4	..	..	30	..	1,600	..	..	17,050
Greece (*including* Crete)	151	605	355	775	2,842	1,36,005	3,52,445	1,89,305	4,17,435	18,41,923
Syria	28	..	..	..	..	19,225	..	..	..	..
Philippine Islands	..	36	..	..	..	..	18,000	..	..	..
French Indo-China	4,565	1,334	2,625	562	3,114	30,11,983	8,22,225	14,39,000	2,86,262	16,49,600
China (*exclusive* of Hongkong and Macão)	101,156	108 125	77,946	28,928	60,137	9,34,31,991	7,40,84,215	4,50,25,230	1,32,75,339	3,21,89,072
Japan	292,781	201,018	192,818	193,686	182,565	27,29,64,423	20,99,31,199	11,04,66,480	11,12,31,839	10,52,52,037
Egypt	..	537	..	..	4	..	2,86,300	..	..	5,000
United States of America—*Vid* Atlantic Coast	13,093	7,013	4,922	1,843	5,697	1,10,53,021	40,56,122	25,26,144	5,62,048	22,10,107
„ Pacific „	800	837	400	197	481	5,29,525	4,38,300	1,52,839	78,037	2,27,604
Chile (*including* the Pacific Coast of Patagonia)	30	32	12	..	..	20,790	10,065	6,800	..	..
Other Foreign Countries	4	2	5	10	6	3,642	1,588	1,835	5,925	4,580
TOTAL FOREIGN COUNTRIES	677,440	649,764	392,294	337,180	427,657	80,64,18,283	43,21,24,156	21,52,58,641	18,09,68,081	23,17,62,678
Share of Bengal	*4,821*	*6,159*	*6,163*	*9,385*	*12,889*	*40,01,149*	*38,39,146*	*33,12,565*	*30,78,316*	*62,10,729*
„ *Bombay*	*465,805*	*474,860*	*270,930*	*206,226*	*237,164*	*43,47,81,592*	*33,78,12,574*	*15,77,04,457*	*12,25,53,200*	*14,29,06,190*
„ *Sind*	*206,180*	*180,996*	*128,476*	*128,666*	*200,494*	*15,68,29,462*	*9,54,95,578*	*5,35,23,041*	*6,43,12,580*	*9,62,06,065*
„ *Madras*	*41,122*	*21,167*	*13,264*	*10,514*	*17,871*	*4,52,43,773*	*1,53,96,260*	*78,89,543*	*69,80,175*	*1,11,44,349*
„ *Burma*	*9,966*	*17,887*	*5,197*	*13,543*	*20,960*	*99,14,073*	*96,66,853*	*26,42,363*	*67,06,330*	*1,04,37,996*
TOTAL { Tons	726,864	701,669	423,080	368,333	489,988	65,07,70,040	46,32,80,408	23,44,72,269	20,37,10,601	26,59,05,359
TOTAL { Bales. †	=4,070,438	=3,925,986	=2,369,248	=2,062,065	=2,740,015					
Waste (II. M)—	Cwts.	Cwts.	Cwts.	Cwts.	Cwts.					
United Kingdom (*including* Channel Islands)	49,411	54,271	93,557	84,304	93,721	15,13,121	12,07,325	16,35,521	14,22,903	15,41,468
Bahrein Islands	1,537	511	967	1,252	478	17,359	8,445	8,755	16,591	10,505
Ceylon (*excluding* Maldives)	2,966	2,036	2,243	1,630	2,078	1,02,180	59,362	59,332	32,790	41,403
Straits Settlements	345	555	524	546	273	7,039	15,517	10,179	8,653	4,564
Union of South Africa	2	..	..	78	514	60	..	..	2,310	13,025
Zanzibar and Pemba	106	335	215	211	..	2,740	9,435	5,400	3,400	..
Kenya Colony	1,422	70	403	56	92	38,574	1,705	7,337	823	10,119
Mauritius and Dependencies	408	111	194	311	69	7,035	2,889	6,136	7,122	1,971
Commonwealth of Australia	1,042	1,100	1,747	1,598	1,462	30,000	30,500	28,850	21,740	29,343
New Zealand	464	451	399	572	557	13,420	12,900	6,000	12,450	11,200
Other British Possessions	325	188	522	377	838	7,287	4,898	10,639	7,978	11,288
TOTAL BRITISH EMPIRE	57,021	59,628	100,771	90,935	100,908	17,29,035	13,52,964	17,78,149	15,53,360	16,74,886

† Bale of Cotton = 400 lbs.

No. 11—*continued*

ARTICLES, AND COUNTRIES OF FINAL DESTINATION; ALSO SHARE OF EACH PROVINCE	QUANTITY					VALUE				
	1929-30	1930-31	1931-32	1932-33	1933-34	1929-30	1930-31	1931-32	1932-33	1933-34
Textiles—*continued*						R	R	R	R	R
Cotton—*continued*										
Waste (II. 31)—continued	Cwts.	Cwts.	Cwts.	Cwts.	Cwts.					
Sweden	1,999	4,843	2,919	2,930	12,875	71,466	1,09,970	62,043	59,622	1,71,014
Norway	..	921	628	157	4,963	..	19,440	14,650	2,430	76,748
Denmark	..	115	1,348	5,124	7,002	..	2,990	27,918	87,140	1,06,071
Germany	36,056	86,083	55,192	53,340	56,214	7,87,383	4,86,398	5,09,004	5,52,218	6,08,518
Netherlands	20,056	7,636	1,614	2,280	4,634	2,45,287	93,165	18,145	27,931	71,380
Belgium	49,038	75,791	39,491	39,563	28,604	9,81,640	6,98,207	3,58,196	3,23,426	3,30,110
France	13,656	17,990	9,561	25,300	10,311	2,74,618	2,75,896	1,05,918	2,66,744	1,32,901
Spain	1,065	2,518	785	3,234	10,295	26,700	38,160	12,300	40,102	1,21,540
Italy (*including* Fiume)	14,184	2,617	12,662	7,568	8,249	2,59,585	42,600	1,76,850	1,36,820	94,108
Austria	192	..	1,242	175	..	1,600	..	16,070	4,250	..
Muskat Territory and Trucial Oman	853	302	113	389	611	14,834	5,340	1,976	4,328	6,770
Iraq	2,867	1,164	1,147	1,723	2,752	53,876	24,048	24,839	20,101	30,657
Persia	60	20	..	75	1,284	1,120	1,540	..	741	12,046
Siam	1,079	87	30	160	7	20,650	2,500	2,200	2,650	150
Egypt	..	89	..	492	938	..	2,250	..	9,450	10,800
Portuguese East Africa	2,068	1,709	1,970	4,125	6,574	55,157	44,110	34,966	67,194	1,16,631
United States of America—										
Via Atlantic Coast	25,351	40,008	14,426	5,771	16,646	6,76,800	7,75,125	1,49,255	85,871	2,10,414
,, Pacific ,,	874	1,834	2,360	767	3,269	23,250	35,540	32,500	11,500	84,000
Brazil	1,898	6,761	..	..	..	53,060	1,84,640	..	..	..
Other Foreign Countries	436	303	307	180	567	8,000	8,321	5,791	4,714	7,892
TOTAL FOREIGN COUNTRIES	171,727	160,296	145,105	146,742	182,535	35,24,806	28,31,114	18,84,817	17,70,697	21,98,609
Share of Bengal	*1,638*	*294*	*6,979*	*6,459*	*6,378*	*30,778*	*6,360*	*81,379*	*79,667*	*74,717*
,, *Bombay*	*216,802*	*208,586*	*224,878*	*215,833*	*242,708*	*31,69,098*	*39,68,770*	*38,06,119*	*31,44,711*	*37,27,917*
,, *Sind*	*42*	*21*	*18*	*28*	*6*	*1,312*	*642*	*340*	*661*	*130*
,, *Madras*	*11,268*	*11,950*	*14,918*	*16,156*	*13,819*	*73,909*	*73,469*	*53,393*	*46,211*	*61,149*
,, *Burma*	*1*	*2*	..	*202*	*1*	*29*	*67*	*14*	*2,424*	*29*
TOTAL	229,649	219,924	245,976	237,677	263,643	37,24,801	39,84,108	38,46,676	32,71,057	39,73,491
Twist and Yarn—										
Grey, Nos. 1 to 10 (III. P)—	Lbs.	Lbs.	Lbs.	Lbs.	Lbs.					
United Kingdom (*including* Channel Islands)	53,280	147,693	149,200	196,000	433,000	26,634	58,109	65,124	64,952	1,84,238
Malta and Gozo	13,200	6,000	6,000	11,200	20,400	6,404	1,469	1,825	4,650	7,981
Cyprus	140,800	110,400	123,240	54,800	60,825	74,041	39,68	43,060	20,550	21,218
Palestine	8,000	1,600	15,600	31,200	15,600	3,575	750	7,538	10,987	7,808
Aden and Dependencies	2,601,606	1,724,640	971,600	600,240	881,200	18,91,660	10,71,228	3,57,790	2,11,617	4,81,731
Bahrein Islands	166,000	68,400	108,000	67,600	98,400	82,775	24,600	32,738	24,600	48,032
Maldives	..	6,900	..	..	..	..	3,105	..	..	..
Ceylon (*excluding* Maldives)	7,634	8,718	7,870	3,414	8,276	6,738	4,125	3,450	1,790	2,429
Straits Settlements	141,600	64,070	105,210	77,880	160,880	1,00,087	44,400	37,680	30,611	62,867
Hongkong	180,000	720,000	70,000	..	..	1,60,000	3,00,960	35,000	..	..
Union of South Africa	10,200	158,600	254,048	..	6,400	9,450	67,860	71,008	..	2,176
Zanzibar and Pemba	35,600	35,860	15,124	14,000	28,600	23,487	15,806	8,040	5,920	11,788
Kenya Colony	24,256	31,784	27,796	20,000	23,240	18,056	16,854	15,932	10,000	12,946
Tanganyika Territory	2,512	5,412	1,000	12,000	6,400	2,180	4,150	1,140	4,210	2,500
Anglo-Egyptian Sudan	44,000	..	..	..	..	16,000	..	..	..	..
Commonwealth of Australia	8,000	5,250	..	4,480	..	5,160	4,025	..	1,194	..
Other British Possessions	800	800	..	960	2,240	375	375	..	540	1,172
TOTAL BRITISH BUYERS	3,437,767	3,060,511	1,560,670	1,154,814	1,779,169	23,76,494	18,76,113	6,49,976	5,42,943	7,[illegible],624

No. 11—*continued*

ARTICLES, AND COUNTRIES OF FINAL DESTINATION; ALSO SHARE OF EACH PROVINCE	QUANTITY					VALUE				
	1929-30	1930-31	1931-32	1932-33	1933-34	1929-30	1930-31	1931-32	1932-33	1933-34
Textiles—*continued*						R	R	R	R	R
Cotton—*continued*										
Twist and Yarn—continued										
Grey No. 1 to 10 (III. P)—*continued*										
Union of Socialist Soviet Republics—	Lbs.	Lbs.	Lbs.	Lbs.	Lbs.					
Northern	2,400	..	..	..	..	1,200	..	..	..	..
Southern	11,200	44,400	10,800	.	..	7,600	26,090	5,400	6,875	..
Germany	..	..	..	..	58,800	..	..	..	..	17,087
Bulgaria	186,800	139,200	479,200	277,200	310,400	1,11,558	46,811	1,05,468	1,05,478	1,02,758
Roumania	10,800	..	..	..	..	7,325	..	..	..	..
Greece (*including* Crete)	104,800	52,000	20,000	67,600	50,400	55,625	17,380	6,886	21,383	15,468
Turkey, European	61,600	74,800	4,000	22,800	12,112	45,295	27,359	1,250	11,400	5,804
Turkey, Asiatic	157,920	147,600	46,800	98,800	10,000	1,02,976	76,640	16,231	45,674	5,000
Syria	507,008	432,400	441,000	403,800	344,800	3,05,221	1,62,862	1,64,797	1,78,760	1,51,522
Maskat Territory and Trucial Oman	49,344	70,500	71,800	44,100	53,975	30,845	46,550	41,175	24,200	28,397
Other Native States in Arabia	37,400	43,900	52,880	119,080	115,372	25,100	26,350	29,705	58,337	56,525
Iraq	294,641	637,221	859,600	630,600	465,800	1,84,682	2,47,747	2,99,888	2,26,475	1,60,734
Persia	347,095	1,089,854	1,504,105	368,400	330,800	2,01,970	6,76,334	7,66,575	1,69,284	1,39,681
Henjam Island	1,200	17,600	2,400	..	800	600	9,400	1,200	..	400
Siam	368,700	240,800	102,200	179,900	306,000	2,87,437	1,62,900	45,375	90,550	1,42,600
Egypt	610,672	588,400	382,200	44,800	..	3,60,481	2,48,379	1,46,510	21,400	..
Tripoli (Libya)	..	..	..	6,000	10,000	..	..	..	3,000	5,000
Tunis	48,000	..	..	..	..	24,000	..	..	..	..
Portuguese East Africa	83,600	155,006	93,558	31,520	..	43,793	79,608	31,891	10,610	..
Italian East Africa (Somaliland and Eritrea)	20,000	16,084	16,100	17,880	20,150	20,625	8,950	7,995	8,293	8,820
French Somaliland	340,600	190,800	318,700	460,200	578,080	2,57,350	1,01,119	1,80,150	2,47,087	2,84,627
Other Foreign Countries	4,000	6,000	2,800	8,000	4,800	2,752	2,775	2,800	3,300	1,288
TOTAL FOREIGN COUNTRIES	3,255,775	3,946,515	4,409,143	2,794,680	2,673,189	21,16,035	19,68,059	19,18,296	12,27,106	11,26,561
Share of Bengal	*7,024*	..	*20,000*	*6,000*	..	*4,150*	..	*6,250*	*3,300*	..
" *Bombay*	*6,663,784*	*7,026,576*	*5,948,613*	*3,540,230*	*4,425,330*	*44,83,196*	*36,44,097*	*25,97,016*	*17,20,341*	*18,98,033*
" *Sind*	*644*	..	..	..	..	*570*	..	..	..	..
" *Madras*	*10,810*	*150*	..	*101,364*	*18,028*	*3,333*	*75*	..	*46,948*	*7,956*
TOTAL	6,688,562	7,037,026	5,968,613	3,949,594	4,443,358	44,91,289	36,44,172	26,03,266	17,71,080	19,05,989
Grey Nos. 11 to 20 (III. P)—	Lbs.	Lbs.	Lbs.	Lbs.	Lbs.					
Cyprus	141,600	81,200	95,600	69,630	160,700	95,454	40,539	39,501	32,405	75,085
Palestine	48,400	26,800	64,000	275,600	352,000	47,900	15,437	39,575	1,33,400	1,75,800
Aden and Dependencies	1,009,344	699,600	635,500	1,308,500	1,12,1,700	8,49,747	5,21,457	5,43,537	7,08,609	5,65,706
Bahrein Islands	3,600	8,400	14,000	21,200	34,800	2,675	8,100	7,650	11,200	17,550
Ceylon (*excluding* Maldives)	18,346	36,961	18,685	31,012	27,008	13,555	25,492	10,462	14,921	12,253
Straits Settlements	254,060	81,200	317,716	220,400	308,746	2,34,600	76,000	2,35,989	1,19,550	1,71,700
Hongkong	133,600	..	60,000	4,000	..	91,500	..	20,000	1,950	..
Zanzibar and Pemba	50,524	31,400	28,400	20,400	26,850	49,475	25,650	20,800	15,300	14,225
Kenya Colony	88,559	34,524	50,900	55,000	96,128	35,165	29,200	36,150	38,775	59,249
Tanganyika Territory	15,600	9,656	11,768	8,012	16,800	14,400	8,800	10,680	7,950	13,050
Other British Possessions	6,000	14,480	4,000	1,023	7,220	5,000	8,646	2,472	745	2,964
TOTAL BRITISH EMPIRE	1,716,633	1,084,221	1,500,569	2,014,777	2,150,452	14,59,557	7,59,321	9,66,816	10,84,875	11,07,672
Union of Socialist Soviet Republics—										
Northern	9,600	..	..	..	..	8,400	..	..	..	..
Southern	63,600	12,000	32,000	12,000	..	47,580	7,000	16,125	6,000	..
Bulgaria	..	2,800	22,000	..	16,000	..	1,112	8,062	..	5,500
Turkey, European	12,400	216,800	20,400	32,000	24,000	9,200	95,822	14,380	16,250	12,758

No. 11—*continued*

ARTICLES, AND COUNTRIES OF FINAL DESTINATION · ALSO SHARE OF EACH PROVINCE	QUANTITY					VALUE				
	1929-30	1930-31	1931-32	1932-33	1933-34	1929-30	1930-31	1931-32	1932-33	1933-34
Textiles—*continued*						R	R	R	R	R
Cotton—*continued*										
Twist and Yarn—continued										
Grey Nos. 11 to 20 (III. P)—*continued*	Lbs.	Lbs.	Lbs.	Lbs.	Lbs.					
Turkey, Asiatic	1,54,080	267,400	303,200	242,000	323,400	1,16,046	1,24,230	1,97,824	1,16,809	179,188
Syria	789,468	586,200	486,500	1,842,200	2,450,000	5,94,708	2,67,784	3,62,564	9,75,81[illegible]	13,18,486
Muskat Territory and Trucial Oman	138,795	116,920	102,076	89,124	74,2[illegible]5	1,10,165	98,7[illegible]7	71,791	57,971	41,247
Other Native States in Arabia	50,778	46,420	53,600	103,500	45,200	45,420	38,475	38,460	60,433	24,810
Iraq	923,502	822,800	828,200	464,400	536,100	7,13,851	3,34,879	4,21,046	2,80,775	3,56,224
Persia	3,794,455	3,227,027	4,074,500	3,270,460	3,261,361	31,26,800	27,16,047	30,22,927	18,61,164	14,51,257
Henjam Island	3,600	6,000	..	..	6,800	3,600	5,5[illegible]	..	..	5,800
Siam	838,800	985,600	888,400	862,000	482,800	7,94,200	8,44,875	5,28,246	5,04,925	3,47,053
French-Indo-China	11,200	..	..	..	..	11,2[illegible]	..	..	..	..
China (*exclusive of Hongkong and Macao*)	22,000	..	30,000	4,000	..	16,200	..	18,50[illegible]	1,913	..
Egypt	1,667,609	1,249,028	1,069,546	444,731	316,410	13,17,379	6,76,4[illegible]	6,96,845	3 [illegible]0,077	1,20,801
Tripoli (Libya)	1,251	400	6,000	42,000	19,600	676	177	3,000	[illegible]1,2[illegible]0	9,800
Italian East Africa (Somaliland and Eritrea)	31,700	11,800	16,400	11,800	21,400	31,030	8,178	13,230	8,0[illegible]	12,200
French Somaliland	227,100	188,000	325,600	1,181,200	909,800	1,66,275	1,34,938	2,25,716	6,14,[illegible]74	4,68,480
Guatemala	28,000	..	..	..	..	22,000	..	..	..	..
Other Foreign Countries	2,400	1,900	..	11,208	6,534	2,400	96	..	598	3,554
TOTAL FOREIGN COUNTRIES	8,800,328	7,321,100	9,158,422	8,819,673	7,263,041	71,48,224	52,40,[illegible]68	53,75,148	64,59,831	57,44,468
Share of Bengal	*336*	..	*23,716*	..	..	*480*	..	*6,631*	..	..
,, *Bombay*	*10,366,229*	*7,372,608*	*10,050,218*	*9,845,913*	*9,681,827*	*56,79,920*	*37,73,[illegible]10*	*60,34,[illegible]46*	*53,[illegible],161*	*46,21,[illegible]56*
,, *Sind*	*3,611*	*1,227*	*9,476*	*6,424*	*6,594*	*2,106*	*1,[illegible]68*	*7,[illegible]20*	*3,[illegible]40*	*3,[illegible]42*
,, *Madras*	*167,635*	*670,299*	*585,581*	*483,043*	*326,961*	*1,13,191*	*3,10,[illegible]27*	*2,67,[illegible]16*	*2,31,[illegible]65*	*1,51,[illegible]11*
TOTAL	10,516,971	8,348,221	10,656,991	10,334,480	9,613,486	64,37,761	60,08,180	68,36,[illegible]94	55,44,[illegible]6	48,92,140
	Lbs.	Lbs.	Lbs.	Lbs.	Lbs.					
Grey Nos. 21 to 30 (III. P)—										
Palestine	1,600	..	12,000	..	[illegible]20	1,600	..	[illegible],[illegible]0	.	107
Aden and Dependencies	5,600	3,800	17,000	45,325	42,[illegible]00	5,600	3,725	16,[illegible]15	3 ,[illegible]0	[illegible],[illegible]0
Straits Settlements	279,300	128,800	102,400	102,600	64,800	2,64,[illegible]60	1,16,000	[illegible],[illegible]0	1 [illegible],[illegible]0	[illegible],[illegible]38
Kenya Colony	..	300	..	4,000	16,[illegible]00	..	2 [illegible]		2,[illegible]00	[illegible],[illegible]74
Other British Possessions	5,935	1,125	[illegible] 9,140	8,[illegible]10	[illegible],[illegible]20	5,[illegible]39	1,[illegible]05	[illegible],[illegible]08	4 [illegible]75	[illegible],[illegible]48
TOTAL BRITISH EMPIRE	292,335	134,125	137,540	160,[illegible]45	134,[illegible]44	[illegible] [illegible],[illegible]00	1,22,[illegible]31	1,[illegible],[illegible]27	1 [illegible],[illegible]15	1,[illegible],[illegible]80
Union of Socialist Soviet Republics—										
Southern	10,800	..	..	..	..	[illegible],[illegible]00	..	.	.	—
Italy (*including Fiume*)	[illegible],[illegible]00	..	..	..	..	[illegible],[illegible]00	..	..	..	..
Turkey, European	..	[illegible],[illegible]00	[illegible],[illegible]00	[illegible]0,[illegible]00	[illegible]0,[illegible]92	..	1,[illegible]08	[illegible],[illegible]20	[illegible],[illegible]11	11,[illegible]74
Turkey, Asiatic	[illegible],[illegible]20	4,000	[illegible],[illegible]00	[illegible],[illegible]20	[illegible]4,[illegible]00	[illegible],[illegible]07	1,[illegible]56	[illegible],[illegible]71	1,[illegible]62	[illegible]1,[illegible]08
Syria	[illegible],[illegible]00	[illegible],[illegible]20	[illegible]6,[illegible]08	[illegible]4,[illegible]00	..	1,[illegible]00	[illegible],[illegible]70	[illegible]2,[illegible]25	[illegible] 7 [illegible]2[illegible]	..
Iraq	[illegible],[illegible]00	..	..	..	..	[illegible],[illegible]00	..	..		..
Persia	[illegible],[illegible]20	[illegible],[illegible]00	[illegible],[illegible]00	[illegible],[illegible]00	[illegible],[illegible]35,[illegible]40	[illegible],[illegible]00	[illegible],[illegible]10	[illegible],[illegible]7[illegible]	[illegible],[illegible]00	[illegible],[illegible]40
Egypt	..	[illegible]8,[illegible]00	[illegible]4,[illegible]00	[illegible]0,[illegible]40	[illegible]4,[illegible]70	..	[illegible]8,[illegible]40	[illegible]1,[illegible]46	[illegible]7 [illegible]1[illegible]	[illegible]4,[illegible]21
Italian East Africa (Somaliland and Eritrea)	..	[illegible]2,[illegible]00	..	..	..	.	[illegible],[illegible]00	..	.	..
French Somaliland	[illegible],[illegible]00	[illegible],[illegible]10	[illegible],[illegible]00	[illegible]7,[illegible]00	[illegible]0,[illegible]40	[illegible],[illegible]0[illegible]	[illegible],[illegible]2[illegible]	[illegible]25	[illegible]2,[illegible]7[illegible]	[illegible],[illegible][illegible]2
Other Foreign Countries	[illegible],[illegible]20	[illegible],[illegible]00	[illegible]0,[illegible]40	[illegible],[illegible]20	[illegible]7,[illegible]00	[illegible],[illegible]00	[illegible],[illegible]07	[illegible],[illegible]7[illegible]	[illegible]	[illegible],[illegible]00
TOTAL FOREIGN COUNTRIES	41,798	[illegible]3,[illegible]10	[illegible]07,[illegible]04	[illegible]07,[illegible]68	[illegible],[illegible]76,[illegible]23	[illegible],[illegible]07	[illegible]3,[illegible]23	[illegible]4,[illegible]19[illegible]	[illegible],[illegible]7[illegible]	[illegible],[illegible],[illegible]19[illegible]

No. 11—*continued*

ARTICLES, AND COUNTRIES OF FINAL DESTINATION; ALSO SHARE OF EACH PROVINCE	QUANTITY					VALUE				
	1929-30	1930-31	1931-32	1932-33	1933-34	1929-30	1930-31	1931-32	1932-33	1933-34
						R	R	R	R	R
Yarn—*continued*										
Cotton—*continued*										
Twist and Yarn—continued										
Grey Nos. 21 to 30 (III. P) —*continued*	Lbs.	Lbs.	Lbs.	Lbs.	Lbs.					
Share of Bombay	*328,660*	*167,500*	*193,840*	*210,748*	*1,879,109*	*3,18,060*	*1,66,125*	*1,62,850*	*1,75,920*	*10,66,450*
,, *Madras*	*6,365*	*19,325*	*51,788*	*57,083*	*130,068*	*5,396*	*10,828*	*27,913*	*32,182*	*72,095*
,, *Burma*	*70*	..	..	..	..	*50*	..	..	..	..
TOTAL	335,095	187,825	245,626	267,831	2,009,168	3,23,506	1,76,953	1,90,763	2,08,102	11,38,545
Grey Nos. 31 to 40 (III. P)—	Lbs.	Lbs.	Lbs.	Lbs.	Lbs.					
Aden and Dependencies	2,400	..	12,500	28,800	..	1,800	..	9,375	21,600	..
Union of South Africa	..	..	..	30,000	6,000	..	..	..	9,225	1,875
Other British Possessions	7,136	3,615	1,200	6,800	8,300	7,835	3,155	1,000	4,400	4,955
TOTAL BRITISH EMPIRE	9,536	3,615	13,700	65,600	14,300	9,635	3,155	10,375	35,225	6,830
Syria	..	..	10,000	..	..	..	..	10,000	..	..
Persia	1,600	1,200	2,600	5,000	7,600	1,600	1,600	1,950	3,750	5,700
Celebes and other Islands	50,400	..	..	..	..	44,450	..	..	..	..
Siam	..	..	34,800	..	..	..	..	34,800	..	..
Egypt	..	..	6,600	..	..	..	..	5,225	..	..
French Somaliland	..	..	24,300	114,700	..	..	..	18,225	87,900	..
Other Foreign Countries	600	..	600	1,500	..	800	..	600	1,675	..
TOTAL FOREIGN COUNTRIES	52,600	1,200	78,900	121,200	7,600	46,850	1,600	70,800	93,325	5,700
Share of Bengal	*1,535*	*112*	..	*30,000*	*6,400*	*2,035*	*200*	..	*2,225*	*1,995*
,, *Bombay*	*60,600*	*2,800*	*92,600*	*156,300*	*15,100*	*56,400*	*3,100*	*81,175*	*1,19,325*	*10,350*
,, *Madras*	..	*1,903*	..	..	*400*	..	*1,455*	..	..	185
TOTAL	62,136	4,815	92,600	186,800	21,900	56,485	4,755	81,175	1,28,550	12,530
Grey, above No. 40 (III. P)—	Lbs.	Lbs.	Lbs.	Lbs.	Lbs.					
Aden and Dependencies	5,600	3,000	..	..	..	5,600	3,000	..	..	..
Ceylon (*excluding* Maldives)	..	..	6,000	200	..	..	..	6,244	145	..
Other British Possessions	600	20	..	..	1,600	610	17	..	..	1,200
TOTAL BRITISH EMPIRE	6,200	3,020	6,800	200	1,600	6,210	3,017	6,244	145	1,200
TOTAL FOREIGN COUNTRIES	9,600	..	4,800	..	800	6,175	..	4,550	..	600
Share of Bombay	*15,400*	*3,000*	*6,800*	..	*2,400*	*11,925*	*3,000*	*6,675*	..	*1,890*
,, *Madras*	*400*	*20*	*4,800*	*200*	..	*460*	*17*	*4,119*	*145*	..
TOTAL	15,800	3,020	11,600	200	2,400	12,385	3,017	10,794	145	1,890
Grey Twofolds (double) (III. P)—	Lbs.	Lbs.	Lbs.	Lbs.	Lbs.					
United Kingdom (*including* Channel Islands)	101,200	64,050	..	1,600	..	58,601	41,061	..	765	..
Cyprus	64,400	3,200	4,800	..	..	39,564	1,207	1,980	..	..
Palestine	97,200	103,400	213,200	1,200	..	89,227	1,41,575	1,63,700	600	..
Aden and Dependencies	863,800	2,106,120	593,300	36,400	..	6,41,348	15,07,422	3,78,287	19,600	..
Ceylon (*excluding* Maldives	400	17,987	400	..	..	442	14,838	217	..	..
Straits Settlements	178,800	171,200	155,600	17,600	10,200	1,78,400	1,64,800	1,09,110	8,400	10,100
Hongkong	479,200	160,000	..	..	..	3,58,100	1,20,000	..	..	..

No. 11—*continued*

ARTICLES, AND COUNTRIES OF FINAL DESTINATION; ALSO SHARE OF EACH PROVINCE	Quantity					Value				
	1929-30	1930-31	1931-32	1932-3	1933-34	1929-30	1930-31	1931-32	1932-33	1933-34
						R	R	R	R	R
Textiles—*continued*										
Cotton—*continued*										
Twist and Yarn—continued										
Grey, two-folds (doubles) (III. P)—*continued*	Lbs.	Lbs.	Lbs.	Lbs.	Lbs.					
Union of South Africa .	38,400	45,600	..	..	..	18,562	22,425	..	..	..
Other British Possessions .	15,100	2,400	8,200	1,200	..	10,887	2,217	3,675	[illegible]	..
TOTAL BRITISH EMPIRE	1,838,800	2,738,957	972,500	58,000	19,100	13,95,211	[illegible]	6,58,769	28,906	10,100
Italy (*including* Fiume) .	600	31,600	..	..	..	450	16,521	..	..	..
Bulgaria . . .	188,400	48,000	49,200	8,800	..	1,09,162	28,240	27,537	5,708	..
Greece (*including* Crete) .	201,200	96,400	7,600	..	..	1,01,476	51,681	5,216	..	..
Turkey, European . .	20,000	26,000	27,600	..	..	15,000	12,425	13,800	..	..
Turkey, Asiatic . .	527,055	152,560	10,400	..	..	2,72,205	1,08,027	6,900	..	..
Syria	645,441	900,600	1,169,000	20,800	19,600	3,98,045	5,17,901	9,84,450	17,600	9,800
Maskat Territory and Trucial Oman	12,840	2,800	..	..	..	12,050	1,750	..	..	..
Other Native States in Arabia	80,800	94,000	81,200	5,200	..	11,400	51,075	47,800	3,600	..
Iraq	56,961	30,400	9,600	..	2,400	41,120	21,150	8,200	..	1,200
Persia	2,400	23,540	16,900	600	7,400	2,667	15,666	12,650	300	3,650
Siam	490,000	400,400	224,400	14,300	29,600	2,21,650	2,34,716	1,31,500	8,000	19,200
Egypt	2,155,319	2,042,400	943,800	..	..	19,18,866	16,84,414	6,75,069	..	..
Tripoli (Libya) . .	12,400	..	57,200	..	..	9,300	..	31,400	..	..
Portuguese East Africa .	30,800	12,000	..	..	..	15,408	6,375	..	..	..
Italian East Africa (Somaliland and Eritrea) . .	3,200	4,400	23,600	..	..	2,400	3,100	17,400	..	..
French Somaliland . .	109,600	407,600	1,005,000	17,600	..	77,856	2,58,670	7,51,175	8,700	..
Other Foreign Countries .	14,820	1,200	10,000	..	..	9,900	800	6,875	..	..
TOTAL FOREIGN COUNTRIES	4,492,036	4,454,900	3,736,400	73,100	69,000	36,09,010	34,85,410	27,01,681	41,800	34,450
Share of Bombay . .	*6,330,436*	*7,189,097*	*4,838,500*	*131,100*	*88,200*	*50,03,799*	*54,55,990*	*33,57,173*	*71,371*	*44,450*
,, *Madras* . .	*400*	*29,760*	*400*	..	..	*648*	*18,921*	*317*	..	..
TOTAL .	6,330,836	7,188,857	4,838,900	131,100	88,200	50,04,241	54,01,011	33,57,300	71,371	44,450
Coloured Nos. 1 to 20 (III. P)—	Lbs.	Lbs.	Lbs.	Lbs.	Lbs.					
Aden and Dependencies .	60,200	61,300	45,000	43,400	41,900	73,848	82,200	54,675	53,071	36,900
Straits Settlements .	5,750	1,850	3,200	..	..	6,621	1,422	1,800	..	..
Commonwealth of Australia .	9,900	2,000	848	..	..	5 923	1,417	411	..	..
Other British Possessions .	3,220	1,340	2,150	1,500	850	3,357	1,486	1,400	1,750	1,450
TOTAL BRITISH EMPIRE	86,270	66,490	50,998	44,900	42,750	89 548	84,544	58,341	54,821	38,415
Maskat Territory and Trucial Oman	8,850	3,100	8,800	6,496	6,300	11 650	3,100	6,475	5,700	5,125
Other Native States in Arabia . . .	7,200	9,100	14,600	17,150	10,400	6,800	7,225	10,150	11,900	6,450
Persia	12,650	5 200	6,400	7,800	800	10,645	6,140	3,200	3,700	1,400
Philippines . . .	6,050	..	..	..	..	7,200	..	..	..	..
Other Foreign Countries .	3,900	13,140	6,750	2,900	6,000	3 975	15 276	8,240	1,600	6,050
TOTAL FOREIGN COUNTRIES	39,070	36 5	33,450	34,300	24,150	39,870	34 [illegible]	34,265	24,125	19,025

No. 11—*continued*

ARTICLES, AND COUNTRIES OF FINAL DESTINATION; ALSO SHARE OF EACH PROVINCE	QUANTITY					VALUE				
	1929-30	1930-31	1931-32	1932-33	1933-34	1929-30	1930-31	1931-32	1932-33	1933-34
Textiles—*continued*						R	R	R	R	R
Cotton—*continued*										
Twist and Yarn—continued										
Coloured Nos. 1 to 20 (III. P) —*continued*	Lbs.	Lbs.	Lbs.	Lbs.	Lbs.					
Share of Bengal .	*6,000*	..	..	..	..	*3,675*	..	..	..	..
,, *Bombay* . .	*119,340*	*92,670*	*84,748*	*78,360*	*67,910*	*1,25,352*	*85,275*	*62,656*	*59,330*	*56,590*
,, *Sind* . .	..	..	*100*	*596*	..	..	..	*150*	*600*	..
,, *Straits* . .	..	*400*	..	..	..	..	*180*	..	..	..
TOTAL .	125,340	93,070	84,848	78,956	67,910	1,29,027	85,455	62,806	59,930	56,590
Coloured Nos. 21 to 40 (III. P)—	Lbs.	Lbs.	Lbs.	Lbs.	Lbs.					
Aden and Dependencies .	11,200	5,600	3,800	1,600	3,600	14,150	7,475	3,925	2,000	3,100
Other British possessions .	2,050	2,000	200	..	..	2,779	2,088	225	..	..
TOTAL BRITISH EMPIRE	13,250	7,600	3,500	1,600	3,600	16,929	9,558	4,150	2,000	3,100
Philippines . . .	15,000	3,000	..	..	..	17,742	2,909	..	..	..
Other Foreign Countries .	3,200	3,400	1,200	..	1,080	5,700	3,900	1,400	..	660
TOTAL FOREIGN COUNTRIES	18,200	6,400	1,200	..	1,080	23,442	6,809	1,400	..	660
Share of Bombay . .	*31,450*	*14,000*	*4,700*	*1,600*	*4,680*	*40,371*	*16,367*	*5,550*	*2,000*	*3,760*
Coloured above No. 40 (III. P)—	Lbs.	Lbs.	Lbs.	Lbs.	Lbs.					
TOTAL BRITISH EMPIRE .	..	..	..	..	644	..	..	..	..	789
TOTAL FOREIGN COUNTRIES	2,000	..	..	150	..	2,812	..	..	150	..
Share of Bombay . .	*2,000*	..	..	*150*	*600*	*2,812*	..	..	*150*	*750*
,, *Madras* . .	..	..	..	..	*44*	..	..	..	..	*39*
TOTAL .	2,000	..	..	150	644	2,812	..	..	150	789
Coloured twofolds (doubles) (III. P)—	Lbs.	Lbs.	Lbs.	Lbs.	Lbs.					
TOTAL BRITISH EMPIRE .	800	2,800	1,200	..	2,400	412	4,700	1,050	..	3,000
TOTAL FOREIGN COUNTRIES	..	..	1,200	..	..	..	..	900	..	..
Share of Bombay . .	*800*	*2,800*	*2,400*	..	*2,400*	*412*	*4,700*	*1,950*	..	*3,000*
White Bleached, Nos. 1 to 40*—	Lbs.	Lbs.	Lbs.	Lbs.	Lbs.					
Aden and Dependencies .	—	—	—	—	32,400	—	—	—	—	16,200
Straits Settlements . .	—	—	—	—	106,800	—	—	—	—	52,800
Other British Possessions .	—	—	—	—	1,925	—	—	—	—	978
TOTAL BRITISH EMPIRE .	—	—	—	—	141,125	—	—	—	—	69,978
French Somaliland . .	—	—	—	—	11,200	—	—	—	—	5,600
Other Foreign Countries .	—	—	—	—	6,000	—	—	—	—	2,950
TOTAL FOREIGN COUNTRIES .	—	—	—	—	17,200	—	—	—	—	8,550
Share of Bombay . .	—	—	—	—	*157,400*	—	—	—	—	*78,095*
,, *Madras* . .	—	—	—	—	*925*	—	—	—	—	*436*
TOTAL .	—	—	—	—	158,325	—	—	—	—	78,528
White bleached above, No. 40* . .	Lbs. —	Lbs. —	Lbs. —	Lbs. —	Lbs. ..	—	—	—	—	..
Total White Bleached (III. P)— Aden and Dependencies .	32,700	138,733	46,340	11,100	32,400	27,410	73,887	26,000	6,350	16,200
Ceylon (excluding Maldives.	10,413	16,000	5,045	1,515	1,125	10,616	14,603	3,735	906	628
Straits Settlements . .	65,600	67,216	57,200	48,600	106,800	46,900	41,000	26,400	22,300	52,800
Other British Possessions	8,800	8,100	6,580	..	800	6,331	3,932	2,151	..	350
TOTAL BRITISH EMPIRE	117,513	230,049	115,165	61,215	141,125	93,257	1,33,512	60,286	29,556	69,978

* Separately recorded from 1933-34.

No. 11—*continued*

ARTICLES, AND COUNTRIES OF FINAL DESTINATION; ALSO SHARE OF EACH PROVINCE	QUANTITY					VALUE				
	1929-30	1930-31	1931-32	1932-33	1933-34	1929-30	1930-31	1931-32	1932-33	1933-34
Textiles—*continued*										
Cotton—*continued*										
***Twist and Yarn*—continued**										
Total White Bleached (III. P)—*contd.*										
Syria	Lbs. 16,800	Lbs. 9,600	Lbs. ..	Lbs. ..	Lbs. ..	Rs. 12,924	Rs. 6,675	Rs. ..	Rs. ..	Rs. ..
Iraq	70,800	76,000	..	..	..	46,644	38,441	..	..	
Persia	16,600	4,000	..	..	4,000	10,250	2,036	..	..	2,000
Egypt	134,800	82,400	1,600	..	..	1,16,187	53,085	880	..	..
French Somaliland	4,000	12,800	11,200	..	11,200	2,000	6,600	5,600	..	5,6[illegible]
Other Foreign Countries	6,020	2,500	400	400	2,000	[illegible],962	1,600	220	280	960
TOTAL FOREIGN COUNTRIES	248,920	187,300	13,200	400	17,200	1,24,207	1,09,995	6,480	280	8,640
Share of Bombay	*552,480*	*414,689*	*137,780*	*68,160*	*157,400*	*3,85,640*	*2,60,716*	[illegible],[illegible]1	*89,[illegible]*	*75,988*
„ *Madras*	*2,333*	*2,660*	*665*	*275*	*925*	*1,344*	*1,783*	*441*	*1*	*636*
„ *Burma*	*1,520*	..	..	..	..	*[illegible]*	..	..		..
TOTAL	806,438	617,349	138,365	68,615	158,325	3,87,446	2,62,507	60,886	89,100	76,628
Unspecified description—										
Twist and Yarn (III. P)—										
Aden and Dependencies	..	..	16,000	..	..	..	..	8,000	..	..
Ceylon (*excluding* Maldives)	94,703	179,351	96,611	92,616	128,959	84,406	82,840	89,594	48,[illegible]84	81,840
Other British Possessions	378	..	1,610	784	..	340	..	1,406	800	..
TOTAL BRITISH EMPIRE	95,081	179,351	114,221	93,402	128,959	84,746	82,840	49,199	48,684	81,840
Netherlands	..	..	..	..	19,500	..	..	..	..	18,216
Syria	..	..	8,800	..	..	..	..	7,400	..	..
Persia	4,000	..	23,200	..	..	3,125	..	11,000	..	..
Japan	..	..	..	..	27,000	..	..	..	..	6,226
Other Foreign Countries	16	500	100	5,202	..	80	200	89	3,277	..
TOTAL FOREIGN COUNTRIES	4,016	500	32,100	5,202	46,500	3,145	200	19,089	3,277	24,444
Share of Bombay	..	..	*49,710*	..	..	..	..	*34,644*	..	..
„ *Madras*	*99,097*	*179,851*	*96,611*	*94,604*	*148,459*	*87,891*	*83,109*	*89,594*	*89,741*	*87,916*
„ *Burma*	..	..	..	..	*27,000*	..	..	..	..	*6,126*
TOTAL	99,097	179,851	146,321	98,606	175,459	87,891	83,109	68,238	89,741	73,844
Total Twist and Yarn—										
United Kingdom (*including* Channel Islands)	Lbs. 155,686	Lbs. 219,046	Lbs 151,380	Lbs. 197,646	Lbs 440,400	66,201	97,922	43,[illegible]0	6[illegible],187	1,[illegible],186
Malta and Gozo	23,600	4,950	8,000	11,200	36,200	14,161	1,869	2,376	4,[illegible]81	11,841
Cyprus	246,800	194,[illegible]00	233,640	126,630	221,725	2,11,079	81,172	84,871	86,[illegible]18	96,610
Palestine	155,200	191,[illegible]00	207,200	259,800	268,220	1,44,402	1,[illegible]7,871	2,21,040	1,71,767	1 [illegible]87
Aden and Dependencies	4,600,549	4,735,693	2,240,740	2,075,625	2,[illegible]8,960	35,11,180	22,45,[illegible]08	13,76,404	11,86,[illegible]51	10,67,877
Bahrein Islands	169,900	78,[illegible]00	121 100	89,[illegible]00	121,400	86,750	47,500	60,[illegible]85	61,[illegible]00	66,500
Ceylon (*excluding* Maldives)	139,117	260,745	138,[illegible]61	136,416	179,18[illegible]	1,27,358	1,46,[illegible]11	94,[illegible]00	68,[illegible]75	72,12[illegible]
Maldives	..	6,400	..	[illegible]81	400	..	6,[illegible]00	..	800	180
Straits Settlements	928,360	515,786	741,816	469,080	908,920	5,60,627	4,[illegible],[illegible]05	5,82,479	2,94,[illegible]61	3,81,097
Hongkong	772,800	860,000	130,000	4,000	..	5,49,000	4,70,[illegible]24	65,000	1,960	..
Union of South Africa	57,600	204,200	354,040	50,000	13,000	28,012	92,500	71,[illegible]00	9,725	6 2 9
Zanzibar and Pemba	66,924	69,[illegible]60	43,524	35,[illegible]40	65,780	79,025	38,[illegible]10	29,[illegible]40	21,[illegible]80	24,[illegible]30
Kenya Colony	68,915	67,[illegible]72	81,996	90,[illegible]00	136,176	58,782	47,478	56,[illegible]43	47,975	81,[illegible]26
Tanganyika Territory	13,712	15,468	15,768	20,012	21,800	17,7[illegible]0	12,[illegible]60	13,[illegible]65	14,168	18,[illegible]07
Anglo-Egyptian Sudan	50,400	1,[illegible]00	..	..	1,900	19,941	[illegible]00	..	..	9[illegible]8
Commonwealth of Australia	26,242	18,920	6,[illegible]28	6,480	..	15,717	9,764	2,[illegible]61	1,[illegible]46	..
Other British Possessions	2,400	2,400	2,[illegible]00	2,340	5,[illegible]40	1,419	1,[illegible]76	1,[illegible]76	2,[illegible]13	2,646
TOTAL BRITISH EMPIRE	7,[illegible]6,[illegible]45	7,455,739	4,[illegible]75,781	3,[illegible]52,111	4,[illegible]11,[illegible]80	[illegible],[illegible]1,[illegible]83	68,[illegible],[illegible]96	28,[illegible],[illegible]67	19,[illegible],[illegible]34	21,[illegible],[illegible]9
Union of Socialist Soviet Republics—										
Northern	12,[illegible]00	..	..	..	..	9,[illegible]00	..	..	..	..
Southern	85,[illegible]00	56,[illegible]00	46,800	26,[illegible]00	..	85,[illegible]80	23,[illegible]00	..	6,[illegible]00	..
Germany	..	100	..	..	60,[illegible]00	..	10[illegible]	..	..	18,[illegible]16
Netherlands	..	..	..	..	19,[illegible]00	..	..	..	..	15,716
Italy (*including* Fiume)	9,760	23,[illegible]00	..	..	7,[illegible]10	6,[illegible]50	[illegible],[illegible]31	..	..	2,[illegible]74
Belgium	8-8,[illegible]10	190,000	854,[illegible]00	2[illegible],[illegible]40	22[illegible],[illegible]00	2,25,[illegible]06	71,[illegible]73	1,[illegible],[illegible]42	1,[illegible],[illegible]81	1,[illegible],[illegible]50
Roumania	17,220	..	..	..	..	[illegible],[illegible]07	..	..	..	..
Greece (*including* Crete)	[illegible]06,[illegible]00	161,[illegible]00	87,[illegible]00	77,[illegible]00	[illegible]4,[illegible]40	1,[illegible],[illegible]01	[illegible],[illegible]01	8,[illegible]12	8[illegible],[illegible]10	15,[illegible]26
Turkey, European	94,[illegible]80	3[illegible],[illegible]00	[illegible]8,[illegible]00	84,[illegible]40	56,[illegible]94	[illegible],[illegible]26	[illegible],[illegible]08	[illegible],[illegible]85	[illegible],[illegible]61	[illegible],[illegible]86
Turkey, Asiatic	[illegible]48,[illegible]55	577,[illegible]50	[illegible]0[illegible],[illegible]40	3[illegible],[illegible]40	650,[illegible]40	5,[illegible],[illegible]15	3 [illegible],[illegible]48	1,[illegible],[illegible]29	1,[illegible],[illegible]90	2,[illegible]7 [illegible]8
Syria	1,[illegible]62,[illegible]12	1,[illegible]76,[illegible]00	2,[illegible]71,[illegible]00	2,[illegible]28[illegible],[illegible]00	2,[illegible]16,[illegible]40	13,[illegible],[illegible]12	11,[illegible],[illegible]24	14,[illegible],[illegible]28	11,[illegible],[illegible]90	13 [illegible],[illegible]46

No. 11—*continued*

ARTICLES, AND COUNTRIES OF FINAL DESTINATION; ALSO SHARE OF EACH PROVINCE	QUANTITY					VALUE				
	1929-30	1930-31	1931-32	1932-33	1933-34	1929-30	1930-31	1931-32	1932-33	1933-34
Textiles—*continued*						R	R	R	R	R
Cotton—*continued*										
Twist and Yarn—concluded										
Total Twist and Yarn—*concluded*	Lbs.	Lbs.	Lbs.	Lbs.	Lbs.					
Muskat Territory and Trucial Oman	212,919	105,320	182,976	140,270	141,810	1,75,610	1,46,887	1,20,845	88,171	78,903
Other Native States in Arabia	118,578	201,520	207,460	245,780	171,072	92,320	1,27,428	1,30,805	1,35,145	89,975
Iraq	1,859,904	1,136,421	1,702,200	1,000,000	805,500	9,72,307	5,48,917	7,30,684	4,57,250	3,18,759
Persia	4,186,560	4,464,421	6,530,505	3,653,660	4,349,842	34,26,377	34,22,271	38,20,136	20,41,498	23,61,598
Henjam Island	5,700	28,800	4,000	..	8,400	6,000	17,900	2,000	..	4,400
Celebes and other Islands	53,900	..	..	..	1,200	53,499	..	..	..	900
Siam	1,697,500	1,576,500	1,054,000	753,200	829,300	14,03,287	12,35,491	7,47,421	4,04,075	4,04,425
French Indo-China	11,200	..	..	800	..	11,200	..	..	000	..
Philippine Islands	21,000	3,000	..	8,000	..	24,951	2,909	..	3,300	..
China (*exclusive* of Hong-kong and Macão)	22,000	..	40,186	4,006	..	16,200	..	20,725	1,816	..
Japan	1,520	..	..	..	27,000	300	..	..	..	6,328
Egypt	4,588,400	3,980,623	2,439,346	528,671	262,140	37,11,853	26,54,505	13,35,668	2,67,632	1,46,022
Tripoli (Libya)	13,651	800	63,200	48,000	29,600	9,976	357	34,800	23,250	14,800
Tunis	48,000	..	..	..	..	24,000	..	..	..	..
Portuguese East Africa	117,200	170,606	93,658	32,728	1,200	60,199	88,340	31,930	11,066	1,000
Italian East Africa (Somáliland and Eritrea)	64,300	47,234	59,650	32,680	47,750	57,730	29,530	41,245	19,043	25,020
French Somáliland	686,100	893,600	1,976,300	1,820,750	1,516,280	5,12,975	6,03,947	12,92,021	9,95,460	7,63,529
Guatemala	32,000	6,000	..	..	..	24,752	2,775	..	..	..
Other Foreign Countries	11,616	2,030	4,800	42	24	7,995	1,100	4,800	50	11
TOTAL FOREIGN COUNTRIES	16,965,815	16,007,695	17,567,801	11,455,787	12,076,732	1,32,31,786	1,08,90,441	1,01,76,765	59,15,072	59,93,703
Share of Bengal	*16,896*	*112*	*33,716*	*38,000*	*6,400*	*10,360*	*200*	*12,884*	*12,525*	*1,995*
„ *Bombay*	*24,283,439*	*22,766,034*	*21,259,349*	*14,333,311*	*15,725,057*	*1,87,97,997*	*1,54,22,288*	*1,24,24,749*	*74,87,698*	*78,55,029*
„ *Sind*	*3,155*	*1,810*	*9,576*	*6,020*	*5,591*	*2,670*	*1,460*	*7,970*	*4,250*	*3,349*
„ *Madras*	*266,440*	*705,468*	*739,823*	*740,569*	*623,886*	*2,12,347*	*3,44,288*	*3,40,229*	*3,60,807*	*3,04,904*
„ *Burma*	*1,590*	..	..	..	*27,000*	*350*	..	..	..	*6,328*
TOTAL	24,569,530	23,473,434	22,042,964	15,107,900	16,387,937	1,90,23,624	1,57,68,236	1,27,85,832	78,65,310	81,71,605
MANUFACTURES—										
Canvas (III. P)—	Yards	Yards	Yards	Yards	Yards					
TOTAL BRITISH EMPIRE	4,688	2,855	1,565	335	1,655	2,270	1,392	871	1,061	1,548
TOTAL FOREIGN COUNTRIES	5,175	120	144	450	..	2,910	120	100	225	..
Share of Bengal	..	*1,300*	..	*200*	*1,565*	..	*300*	..	*876*	*1,478*
„ *Bombay*	*9,863*	*1,675*	*1,460*	*525*	..	*5,180*	*1,212*	*700*	*375*	..
„ *Madras*	..	..	*249*	*60*	*90*	..	..	*271*	*35*	*70*
TOTAL	9,863	2,975	1,709	785	1,655	5,180	1,512	971	1,286	1,548
Handkerchiefs and Shawls in the piece (III. P)—	No.	No.	No.	No.	No.					
United Kingdom (excluding Channel Islands)	4,410,372	2,181,593	2,340,344	3,775,044	1,788,908	40,41,328	13,39,825	16,23,972	28,35,864	12,15,170
Straits Settlements	17,392	2,140	..	..	..	12,256	1,250	..	..	..
Sierra Leone	18,565	2,048	8,704	169,503	142,132	17,167	1,280	6,848	1,09,913	96,264
Nigeria (including Mandated territory of Cameroons)	259,096	414,664	1,162,844	1,111,344	1,512,026	2,03,074	2,92,787	6,23,500	6,73,273	5,17,657
Other British Possessions	25,208	11,165	2,010	2,210	2,243	3,510	2,755	685	3,902	2,020
TOTAL BRITISH EMPIRE	4,730,633	2,611,613	3,513,902	5,065,101	3,446,309	43,77,335	21,37,847	22,60,105	36,22,352	18,31,123

No. 11—*continued*

ARTICLES, AND COUNTRIES OF FINAL DESTINATION; ALSO SHARE OF EACH PROVINCE	QUANTITY					VALUE				
	1929-30	1930-31	1931-32	1932-33	1933-34	1929-30	1930-31	1931-32	1932-33	1933-34
Textiles—*continued*										
Cotton—*continued*						R	R	R	R	R
MANUFACTURES—*continued*										
Handkerchiefs and Shawls in the piece (III. P)—continued	Yards	Yards	Yards	Yards	Yards					
Germany	83,032	7,568	..	..	..	80,230	7,116	-	-	..
France	1,296	..	2,560	10,838	17,184	1,252	..	2,210	7,103	10,272
Muskat Territory and Trucial Oman	12,420	4,200	8,000	1,400	840	6,120	1,110	3,378	718	510
Other Native States in Arabia	22,860	11,160	12,560	16,100	976	20,440	6,100	8,400	5,400	860
Italian East Africa (Somaliland and Eritrea)	20,940	75,250	24,700	2,000	8,000	5,748	16,[illegible]	7,810	300	1,701
Other Foreign Countries	57,897	41,980	8,832	4,200	8,400	5,065	8,[illegible]	1,100	[illegible]	2,101
TOTAL FOREIGN COUNTRIES	198,445	140,158	66,652	36,548	35,400	1,20,095	34,810	21,[illegible]28	17,170	14,851
Share of Bengal	*64,697*	*24,121*	*9,696*	..	..	*4,753*	*2,012*	*1,163*	..	..
,, *Bombay*	*88,870*	*190,370*	*97,800*	*86,560*	*13,536*	*40,848*	*80,[illegible]*	*24,[illegible]26*	*9,119*	*3,[illegible]6*
,, *Madras*	*4,786,916*	*2,607,279*	*3,303,318*	*4,013,129*	*3,461,173*	*63,82,617*	*37,[illegible],[illegible]8*	*33,37,[illegible]0*	*36,30,[illegible]*	*18,[illegible],219*
TOTAL	4,929,081	2,751,770	3,380,121	5,039,689	3,481,709	43,97,430	21,74,[illegible]7	22,83,[illegible]37	36,[illegible]41	18,[illegible]976
Hosiery (III. P)—										
Aden and Dependencies	—	—	—	—	—	7,[illegible]29	6,932	2,050	3,10[illegible]	3,915
Ceylon (*excluding* Maldives)	—	—	—	—	—	7,[illegible]94	14,119	1,708	..	..
Kenya Colony	—	—	—	—	—	4,75[illegible]	11,[illegible]48	9,325	6,[illegible]08	2,103
Other British Possessions	—	—	—	—	—	13,776	8,[illegible]04	4,241	4,727	2,[illegible]67
TOTAL BRITISH EMPIRE	—	—	—	—	—	28,518	40,200	16,[illegible]84	14,[illegible]35	8,[illegible]82
Portuguese East Africa	—	—	—	—	—	5,[illegible]35	4,125	3,176	3,[illegible]30	27,[illegible]33
Other Foreign Countries	—	—	—	—	—	5,320	4,[illegible]18	3,[illegible]75	[illegible]	2,[illegible]63
TOTAL FOREIGN COUNTRIES	—	—	—	—	—	10,955	[illegible]	6,[illegible]51	[illegible]	29,[illegible]96
Share of Bengal	—	—	—	—	—	*627*	*[illegible]61*	..	..	..
,, *Bombay*	—	—	—	—	—	*31,[illegible]93*	*33,[illegible]84*	*20,[illegible]49*	*20,[illegible]06*	*6,[illegible]10*
,, *Sind*	—	—	—	—	—	..	*[illegible]0*	*[illegible]16*	*[illegible]74*	*1,[illegible]19*
,, *Madras*	—	—	—	—	—	*10,[illegible]86*	*[illegible],[illegible]70*	*[illegible]38*	*[illegible],[illegible]72*	*[illegible]16*
,, *Burma*	—	—	—	—	—	*[illegible]11*	..	*[illegible]60*	..	*[illegible]13*
TOTAL	—	—	—	—	—	44,[illegible]98	[illegible]4,[illegible]13	22,[illegible]03	[illegible],[illegible]10	[illegible]7,[illegible]17
Piece goods—										
Grey (unbleached)—										
Chadars and Dhutis (III. P)—	Yards	Yards	Yards	Yards	Yards					
Aden and Dependencies	46,760	22,904	11,[illegible]05	5,950	6,[illegible]00	20,[illegible]30	6,[illegible]16	3,[illegible]48	2,[illegible]11	3,[illegible]15
Ceylon (*excluding* Maldives)	21,050	8,445	28,[illegible]00	1,961	6,[illegible]00	10,[illegible]88	2,[illegible]71	8,[illegible]00	[illegible]77	1,[illegible]01
Straits Settlements	251,[illegible]87	74,478	39,[illegible]76	13,476	10,[illegible]12	1,18,[illegible]79	31,[illegible]40	1,[illegible]14	[illegible]07	4,[illegible]15
Federated Malay States	100,[illegible]30	32,144	29,[illegible]10	4,[illegible]60	2,[illegible]40	50,[illegible]40	14,[illegible]12	11,[illegible]48	[illegible]	1,[illegible]40
Zanzibar and Pemba	872,[illegible]56	437,[illegible]64	231,[illegible]30	228,[illegible]00	176,[illegible]30	3,56,[illegible]71	1,31,[illegible]74	[illegible]	[illegible]	41,[illegible]22
Kenya Colony	815,176	218,[illegible]25	623,[illegible]47	374,[illegible]23	312,[illegible]46	2,61,[illegible]56	61,[illegible]00	[illegible],[illegible]16	[illegible],[illegible]22	98,[illegible]77
Tanganyika Territory	433,710	222,[illegible]03	535,[illegible]16	401,[illegible]64	[illegible]76,[illegible]87	1,67,[illegible]76	[illegible],[illegible]00	1,[illegible]72,[illegible]16	1,[illegible]32,[illegible]91	1,[illegible]40,[illegible]10
Anglo-Egyptian Sudan	214,750	120,[illegible]50	152,[illegible]80	102,[illegible]30	94,[illegible]40	[illegible],[illegible]31	[illegible],[illegible]72	[illegible],[illegible]62	[illegible],[illegible]14	[illegible],[illegible]15
Mauritius and Dependencies	16,912	2,510	[illegible],[illegible]43	[illegible],[illegible]30	[illegible],[illegible]50	[illegible],[illegible]09	[illegible],[illegible]23	[illegible],[illegible]40	[illegible]11	[illegible],[illegible]40
Seychelles	3,[illegible]40	..	[illegible],[illegible]00	[illegible],[illegible]40	[illegible],[illegible]00	[illegible],[illegible]30	[illegible]	[illegible],[illegible]13	[illegible],[illegible]47	[illegible],[illegible]00
Other [illegible]	[illegible],[illegible]35	[illegible],[illegible]10	[illegible],[illegible]47	[illegible],[illegible]70	[illegible],[illegible]33	[illegible],[illegible]48	[illegible],[illegible]16	[illegible],[illegible]44	[illegible],[illegible]41	[illegible],[illegible]00
TOTAL BRITISH EMPIRE	[illegible],[illegible]83	[illegible],[illegible]97	[illegible],[illegible]12	[illegible],[illegible]90	[illegible],[illegible]44	[illegible],[illegible]16	[illegible],[illegible]16	[illegible],[illegible]44	[illegible],[illegible]16	[illegible],[illegible]00

No. 11—*continued*

ARTICLES, AND COUNTRIES OF FINAL DESTINATION; ALSO SHARE OF EACH PROVINCE	QUANTITY					VALUE				
	1929-30	1930-31	1931-32	1932-33	1933-34	1929-30	1930-31	1931-32	1932-33	1933-34
Textiles—*continued*						R	R	R	R	R
Cotton—*continued* MANUFACTURES—*continued* *Piecegoods*—continued Grey (unbleached)—*continued* Chadars and Dhuties (III. P)—*continued*.	Yards	Yards	Yards	Yards	Yards					
Muskat Territory and Trucial Oman	40,150	53,887	44,400	10,450	15,200	20,910	27,012	16,925	4,450	4,300
Iraq	..	..	..	28,500	..	..	..	..	5,700	..
Portuguese East Africa	737,700	711,690	552,700	626,510	402,242	2,10,913	2,08,640	1,52,650	1,71,008	1,04,175
Italian East Africa (Somáliland and Eritrea)	70,875	44,700	3,720	23,425	18,105	22,819	11,150	1,350	5,887	4,175
French Somaliland	6,500	9,750	1,500	1,000	12,750	2,900	7,050	900	400	4,537
Other Foreign Countries	10,600	4,310	13,885	2,480	8,402	5,237	1,850	5,150	2,850	2,580
TOTAL FOREIGN COUNTRIES	865,825	824,337	616,265	692,365	466,789	2,62,779	2,55,702	1,76,375	1,91,195	1,19,717
Share of Bengal	*18,000*	*110*	*9,030*	*1,950*	*120*	*6,232*	*24*	*2,646*	*1,865*	*25*
,, *Bombay*	*3,413,339*	*1,896,622*	*2,216,732*	*1,813,337*	*1,576,148*	*10,48,442*	*5,86,133*	*6,69,076*	*5,31,956*	*4,53,607*
,, *Madras*	*344,059*	*99,902*	*57,095*	*19,868*	*17,889*	*1,64,442*	*46,951*	*28,831*	*8,318*	*7,840*
,, *Burma*	*15*	..	..	..	..	*40*	..	..	..	..
TOTAL	3,775,413	1,996,634	2,282,857	1,835,155	1,594,457	12,19,163	6,34,408	7,00,553	5,42,139	4,61,472
Drills and Jeans (III. P)—	Yards	Yards	Yards	Yards	Yards					
Aden and Dependencies	31,400	30,600	21,050	6,000	..	7,680	6,200	10,460	2,100	..
Bahrein Islands	65,000	..	..	..	..	16,450	..	..	..	..
Ceylon (*excluding* Maldives)	..	800	2,720	800	19,578	..	500	1,400	200	7,114
Straits Settlements	59,211	28,008	10,918	34,799	47,585	21,499	9,624	5,271	9,972	13,809
Kenya Colony	35,844	1,600	..	..	..	10,125	825	..	..	..
Tanganyika Territory	15,208	..	..	1,200	..	7,140	..	..	400	..
Other British Possessions	34,870	..	5,800	21,700	5,362	7,129	..	2,640	4,627	1,346
TOTAL BRITISH EMPIRE	241,033	61,008	50,488	64,499	72,525	71,023	17,149	19,771	17,299	22,269
Finland	10,019	..	..	..	..	7,201	..	..	..	..
Native States in Arabia *other than* Muskat Territory and Trucial Oman	6,080	30,910	75,200	..	40,300	2,050	6,900	12,000	..	6,240
Portuguese East Africa	18,260	800	4,20[illegible]	154,400	248,420	6,725	250	1,500	32,035	64,807
Other Foreign Countries	35,040	200	4,800	463	..	10,419	144	960	292	..
TOTAL FOREIGN COUNTRIES	69,399	31,910	84,200	154,863	288,720	26,395	7,294	14,460	33,227	71,[illegible]
Share of Bengal	*400*	..	*1,000*	*1,300*	*800*	*400*	..	*450*	*300*	*410*
,, *Bombay*	*260,823*	*64,910*	*112,450*	*194,133*	*298,066*	*75,519*	*14,[illegible]19*	*27,900*	*43,837*	*74,[illegible]50*
,, *Sind*	..	..	..	*163*	..	..	..	..	*99*	..
,, *Madras*	*59,211*	*28,008*	*21,233*	*23,766*	*62,379*	*21,499*	*9,624*	*5,871*	*6,240*	*19,000*
TOTAL	310,432	92,918	134,683	210,362	361,245	97,418	24,443	34,231	50,526	94,000
T. Cloth and Domestics (III.P)—	Yards	Yards	Yards	Yards	Yards					
United Kingdom (including Channel Islands)	..	..	..	122,000	..	..	..	..	25,000	..
Aden and Dependencies	750,260	445,550	385,380	19,520	131,100	1,82,661	96,858	83,100	2,850	18,401
Ceylon (*excluding* Maldives)	..	6,840	..	..	20,732	..	1,800	..	..	6,665
Straits Settlements	..	..	..	21,000	..	..	..	..	20,000	..
Zanzibar and Pemba	30,000	12,900	9,[illegible]00	2,000	..	7,400	[illegible],700	3,000	700	..
Kenya Colony	153,230	55,150	3,600	..	..	60,095	21,050	1,200	..	..
Tanganyika Territory	109,010	259,400	..	..	..	49,200	87,150	..	..	..
Anglo-Egyptian Sudan	216,740	..	..	..	..	37,600	..	..	..	..
Other British Possessions	1,300	..	1,950	..	12,052	400	..	300	..	4,23
TOTAL BRITISH EMPIRE	1,261,110	777,840	400,430	164,520	163,884	3,[illegible],256	2,10,[illegible]58	[illegible]7,690	48,550	31,[illegible]

No. 11—*continued*

ARTICLES, AND COUNTRIES OF FINAL DESTINATION; ALSO SHARE OF EACH PROVINCE	QUANTITY					VALUE				
	1929-30	1930-31	1931-32	1932-33	1933-34	1929-30	1930-31	1931-32	1932-33	1933-34
Textiles—*continued*										
Cotton—*continued*						R	R	R	R	R
MANUFACTURES—*continued*										
Piecegoods—*continued*										
Grey (unbleached)—*continued*										
T. Cloth and Domestics (III. P)—*continued*	Yards	Yards	Yards	Yards	Yards					
Iraq	58,800	..	..	..	672	9,072	..	..	..	72
Persia	56,200	..	..	..	..	11,800	..	..	..	..
Siam	71,080	..	..	..	..	13,700	..	..	..	..
Portuguese East Africa	85,520	119,500	4,600	..	..	22,900	45,600	900	..	..
Italian East Africa (Somaliland and Eritrea)	33,320	20,640	..	..	..	6,196	4,[illegible]	..	..	..
French Somaliland	332,975	338,160	202,650	219,050	146,810	80,250	84,950	38,750	47,040	16,400
Other Foreign Countries	4,000	10,000	..	..	..	1,056	4,500	..	..	..
TOTAL FOREIGN COUNTRIES	641,895	497,340	207,250	219,050	247,472	1,78,971	1,38,540	39,650	47,040	46,172
Share of Bombay	*1,902,635*	*1,275,180*	*607,680*	*344,640*	*330,672*	*4,99,27*	*3,49,310*	*1,32,240*	*9,600*	*63,778*
,, *Madras*	..	..	..	..	30,444	..	..	..	..	1,[illegible]
TOTAL	1,902,635	1,275,180	607,680	344,640	411,[illegible]	1,[illegible]	3,[illegible]	1,[illegible]	[illegible]	2,[illegible]
Shirtings (III.P)—	Yards	Yards	Yards	Yard	Yards					
Aden and Dependencies	111,500	405,470	377,900	70,600	[illegible],380	30,097	[illegible],[illegible]	[illegible],034	19,700	1,[illegible]
Bahrein Islands	20,800	22,080	1,140	1,200	2,040	6,[illegible]	6,[illegible]	1,[illegible]	[illegible]	[illegible]
Ceylon (*excluding* Maldives)	18,700	9,[illegible]	18,121	112,[illegible]	[illegible],[illegible]	8,900	2,[illegible]	3,180	[illegible],[illegible]	,[illegible]
Straits Settlements	39,950	8,501	17,250	36,[illegible]	[illegible],[illegible]	12,229	3,740	5,[illegible]	[illegible],[illegible]	[illegible]
Union of South Africa	17,600	..	..	1,000	..	5,050	..	..	[illegible]	..
Zanzibar and Pemba	87,630	152,200	141,450	14,200	70,740	18,100	49,340	[illegible],[illegible]	[illegible],[illegible]	[illegible],[illegible]
Kenya Colony	358,400	477,080	390,284	127,740	57,940	1,01,482	1,50,[illegible]	1,11,[illegible]	[illegible],[illegible]	[illegible],[illegible]
Tanganyika Territory	401,640	1,258,920	1,537,950	138,600	15,800	1,23,780	4,00,[illegible]	[illegible],[illegible]	[illegible],[illegible]	[illegible],[illegible]
Anglo-Egyptian Sudan	185,938	330,000	63,940	11,000	45,440	29,050	56,[illegible]	11,450	[illegible],[illegible]	[illegible],[illegible]
Mauritius and Dependencies	65,280	20,700	10,700	114,800	..	22,666	7,120	1,[illegible]	[illegible],[illegible]	..
Seychelles	5,700	400	19,800	..	..	1,000	[illegible]	[illegible],[illegible]	..	..
Other British Possessions	17,342	4,400	8,120	1,412	4,[illegible]	6,800	1,[illegible]	794	413	[illegible]
TOTAL BRITISH EMPIRE	1,275,370	2,778,261	2,580,865	609,116	207,637	3,70,[illegible]	7,78,[illegible]	2,78,[illegible]	[illegible],[illegible]	79,[illegible]
Maskat Territory and Trucial Oman	28,500	6,800	25,812	4,800	4,[illegible]	9,640	1,458	[illegible],[illegible]	[illegible],[illegible]	[illegible]
Other Native States in Arabia	86,260	13,600	75,800	12,[illegible]	16,[illegible]	28,180	[illegible],[illegible]	18,700	[illegible],[illegible]	[illegible]
Iraq	31,500	41,559	3,840	76,818	92,[illegible]	8,860	6,[illegible]	980	[illegible],[illegible]	[illegible]
Persia	23,800	59,580	250,640	25,680	[illegible],000	11,260	10,[illegible]	98,750	[illegible],[illegible]	[illegible]
Siam	16,040	..	..	..	..	5,200	..	..	..	..
Egypt	135,000	..	..	..	..	31,500	..	..	..	..
Portuguese East Africa	734,510	1,008,960	1,161,140	710,790	138,[illegible]	[illegible],[illegible],341	[illegible],[illegible],450	[illegible],[illegible],[illegible]	[illegible],[illegible],[illegible]	[illegible],[illegible]
Italian East Africa (Somaliland and Eritrea)	35,280	[illegible],[illegible]	..	[illegible],[illegible]	4,400	9,[illegible]	[illegible],[illegible]	..	[illegible],[illegible]	[illegible]
French Somaliland	19,900	10,000	24,000	41,100	..	6,700	[illegible],[illegible]	[illegible],[illegible]	[illegible],[illegible]	
Other Foreign Countries	4,[illegible]	[illegible],[illegible]	..	..	[illegible]	1,[illegible]	[illegible]	..	..	[illegible]
TOTAL FOREIGN COUNTRIES	1,126,360	1,160,619	1,521,232	[illegible],[illegible]	[illegible],[illegible]	[illegible],[illegible],[illegible]	[illegible],[illegible],[illegible]	[illegible],[illegible],[illegible]	[illegible],[illegible],[illegible]	[illegible],[illegible]
Share of Bengal	*29,[illegible]*	*11,[illegible]*	*[illegible],[illegible]*	*[illegible],[illegible]*	..	*10,[illegible]*	*[illegible],[illegible]*	*[illegible],[illegible]*	*[illegible],[illegible]*	..
,, *Bombay*	*[illegible],[illegible]*	*[illegible],[illegible]*	*[illegible],[illegible]*	*[illegible],[illegible]*	*[illegible],[illegible]*	*[illegible],[illegible]*	*[illegible],[illegible]*	*[illegible],[illegible],[illegible]*	*[illegible],[illegible]*	*[illegible],[illegible]*
Sind	*12,[illegible]*	..	..	..	..	*[illegible],[illegible]*	..	..	..	..
Madras	..	..	..	..	[illegible],[illegible]	..	..	..	..	[illegible]
Burma	*[illegible]*	*[illegible],[illegible]*	..	..	..	*[illegible]*	*[illegible]*	..	..	..
TOTAL	[illegible],[illegible],[illegible]	[illegible],[illegible],[illegible]	[illegible],[illegible],[illegible]	[illegible],[illegible],[illegible]	[illegible],[illegible],[illegible]	[illegible],[illegible],[illegible]	[illegible],[illegible],[illegible]	[illegible],[illegible],[illegible]	[illegible],[illegible],[illegible]	[illegible],[illegible],[illegible]
Other sorts (III. P)—	Yards	Yards	Yards	Yards	Yards					
Cyprus	[illegible],[illegible]	[illegible],[illegible]	[illegible],[illegible]	..	..	[illegible],[illegible]	[illegible],[illegible]	[illegible],[illegible]	..	..
Aden and Dependencies	[illegible],[illegible]	[illegible],[illegible]	[illegible],[illegible]	[illegible],[illegible]	[illegible],[illegible]	[illegible],[illegible]	[illegible],[illegible]	[illegible],[illegible]	[illegible]	[illegible]
Bahrein Islands	[illegible],[illegible]	[illegible],[illegible]	[illegible],[illegible]	..	[illegible],[illegible]	[illegible],[illegible]	[illegible],[illegible]	[illegible],[illegible]	..	[illegible]
Ceylon (*excluding* Maldives)	[illegible],[illegible]	[illegible],[illegible]	[illegible],[illegible]	[illegible],[illegible]	[illegible],[illegible]	[illegible],[illegible]	[illegible],[illegible]	[illegible],[illegible]	[illegible],[illegible]	[illegible],[illegible]
Straits Settlements	[illegible],[illegible]	[illegible],[illegible]	[illegible],[illegible]	[illegible],[illegible]	[illegible],[illegible]	[illegible],[illegible]	[illegible],[illegible]	[illegible],[illegible]	[illegible],[illegible]	[illegible],[illegible]

No. 11—*continued*

ARTICLES AND COUNTRIES OF FINAL DESTINATION; ALSO SHARE OF EACH PROVINCE	QUANTITY					VALUE				
	1929-30	1930-31	1931-32	1932-33	1933-34	1929-30	1930-31	1931-32	1932-33.	1933-34
Textiles—*continued*										
Cotton—*continued*						R	R	R		R
MANUFACTURES—*continued*										
Piece goods—continued										
Grey (unbleached) —*continued*	Yards	Yards	Yards	Yards	Yards					
Other sorts (III, P)—*continued*										
Federated Malay States .	20,456	7,165	10,447	24,247	32,985	9,592	2,305	5,260	13,010	8,435
Union of South Africa . .	108,800	11,400	43,108	..	4,000	37,475	2,188	12,561	..	5.0
Zanzibar and Pemba . .	247,820	38,484	30,660	10,180	19,779	73,985	10,475	7,250	2,285	4,5.9
Kenya Colony . . .	925,651	212,029	26,188	24,620	37,040	2,70,597	50,626	7,848	7,119	8,766
Tanganyika Territory .	1,193,722	7,000	3,000	4,400	6,495	3,55,607	2,100	1,140	1,500	1,080
Anglo-Egyptian Sudan .	309,740	49,000	19,800	150	2,100	64,322	3,300	3,700	50	900
Mauritius and Dependencies	95,050	21,025	36,460	448	44,382	28,050	4,900	8,050	850	7,518
Seychelles . . .	42,620	2,400	1,200	7,600	..	13,900	710	300	2,000	..
Commonwealth of Australia .	57,879	63,747	39,720	54,200	41,460	26,019	20,275	3,785	10,805	7,400
New Zealand . .	35,400	..	..	2,400	50	19,491	..	..	440	80
Other British Possessions .	17,820	350	5,749	6,361	9,480	6,427	127	1,919	1,582	1,775
TOTAL BRITISH EMPIRE .	4,067,963	1,274,593	552,371	376,444	317,514	12,14,842	2,78,356	1,54,847	1,14,885	99,089
Turkey, Asiatic . .	80,000	..	..	..	..	18,706	..	..	..	..
Syria . . .	70,500	..	..	..	..	20,816	..	..	..	..
Muskat Territory and Trucial Oman	72,770	5,200	13,420	5,360	2,030	18,942	1,730	2,610	1,180	6.0
Other Native States in Arabia	249,095	57,760	32,500	8,010	17,800	91,863	22,077	7,100	1,815	3,005
Iraq	336,621	80,840	1,920	4,002	31,265	86,375	19,439	1,500	1,626	8.441
Persia	80,180	82,320	6,000	3,100	..	21,165	27,207	1,000	600	..
Siam	49,320	41,678	15,155	3,400	129,100	18,770	17,684	74,818	1,825	53,965
Egypt	544,800	474,300	437,400	..	..	1,31,070	83,020	31,586	..	..
Portuguese East Africa .	804,170	360,500	197,500	199,950	5'3,021	2,10,902	90,212	3,810	33,355	93,463
Italian East Africa (Somaliland and Eritrea) . .	93,524	60,987	3,700	5,210	22,850	23,426	11,101	500	1,200	6,700
French Somaliland . .	201,230	18,000	196,630	50,430	45,400	53,250	4,800	35,110	14,520	10,950
Other Foreign Countries .	9,800	8,276	580	2,088	240	3,215	2,005	93	605	44
TOTAL FOREIGN COUNTRIES	2,585,020	1,237,860	905,405	284,550	787,659	6,02,590	2,81,108	1,58,127	56,726	1,78,118
Share of Bengal . .	*61,415*	*23,928*	*47,693*	*74,365*	*63,843*	*32,885*	*8,388*	*16,574*	*24,602*	*29,295*
„ Bombay . .	*6,512,877*	*3 429,192*	*1,297,283*	*522,549*	*1,036,435*	*18,48,175*	*5,28.952*	*2,54,740*	*1,17,784*	*2,55,304*
„ Sind . . .	..	..	..	*5,700*	..	..	..	..	*1,100*	..
„ Madras . .	*55,681*	*56,333*	*112,890*	*53,330*	*892*	*29,419*	*22,124*	*41,660*	*28,185*	*508*
TOTAL .	8,652,973	2,512,463	1,457,770	660,994	1,105,173	19,07,432	5,59,464	3,12,974	1,71,611	2,73,107
Total Grey (unbleached)—	Yards	Yards	Yards	Yards	Yards					
United Kingdom (*including* Channel Island) . .	3,657	..	4,166	125,321	11,494	1,617	..	1,179	25,937	2,242
Cyprus	216,000	32,800	35,200	..	..	53,413	5,846	5,741	..	..
Aden and Dependencies .	1,560,806	1,708,764	979,805	169,950	245,040	4,16,803	3,46,416	2,08,429	37,675	42,493
Bahrein Islands .	158,900	28,530	4,990	1,200	7,930	44,540	11,400	1,800	300	2,700
Ceylon (*excluding* Maldives)	74,797	79,112	116,823	149,113	67,335	39,934	45,705	46,811	37,764	24,390
Straits Settlements . .	421,690	158,443	124,731	232,636	1 0,647	1,83,715	61,726	43,857	1,01,5 8	65,841
Federated Malay States .	121,886	44,749	41,557	30 007	41,290	60,582	21,357	19,077	15, 39	11,826
Union of South Africa .	1 9,694	11,600	43,912	1,900	12,689	45,020	2,488	13,440	3 .	3,610
Zanzibar and Pemba . .	1,194,201	641,310	412,990	255,080	266,819	3,50,026	1,94,920	1,28,775	6 , 6	71,85

No. 11—*continued*

ARTICLES, AND COUNTRIES OF FINAL DESTINATION; ALSO SHARE OF EACH PROVINCE	QUANTITY					VALUE				
	1929-30	1930-31	1931-32	1932-33	1933-34	1929-30	1930-31	1931-32	1932-33	1933-34
Textiles—*continued*										
Cotton—*continued*						R	R	R	R	R
MANUFACTURES—*continued*										
Piece goods—continued										
Grey (unbleached)—*concluded*										
Total Grey (unbleached)—*concluded*	Yards	Yards	Yards	Yards	Yards					
Kenya Colony	2,282,801	959,134	1,043,934	526,094	409,416	6,04,853	2,67,411	3,25,044	1,[illegible],020	1,18,41[illegible]
Tanganyika Territory	2,148,190	1,748,[illegible]70	2,077,[illegible]88	605,148	50[illegible],870	6,02,901	5,7[illegible],440	6,89,564	2,[illegible],187	1,[illegible],2[illegible]
Anglo-Egyptian Sudan	1,056,168	499,060	234,630	114,830	144,[illegible]68	2,24,882	95,77[illegible]	44,987	28,[illegible]20	24,778
Mauritius and Dependencies	178,442	54,175	55,420	118,448	48,[illegible]32	60,748	18,5[illegible]0	11,470	21,570	9,[illegible]18
Seychelles	58,000	2,800	27,000	28,800	27,80[illegible]	17,500	96[illegible]	6,2[illegible]0	8,427	10,[illegible]00
Commonwealth of Australia	59,870	63,747	44,5[illegible]0	56,2[illegible]1	42,7[illegible]8	26,738	2[illegible],275	10,[illegible]68	10,[illegible]96	7,[illegible]8[illegible]
New Zealand	35,400	..	..	2,400	50	19,491	..	..	640	8[illegible]
Other British Possessions	55,070	1,500	3,775	6,0[illegible]2	9[illegible]0	9,750	749	1,850	2,340	2.0
TOTAL BRITISH EMPIRE	9,755,084	6,048,999	5,250,541	2,447,369	1,589,228	29,51,010	16,63,996	15,80,089	7,20,[illegible]67	5,71,[illegible]11
Finland	10,019	..	..	..	..	7,201	..	..	..	..
Turkey, Asiatic	92,000	..	..	..	..	21,958	..	..	..	..
Syria	75,000	..	..	..	..	21,966	..	..	..	..
Muskat Territory and Trucial Oman	141,420	75,357	83,632	21,310	22,980	49,49[illegible]	34,066	25,[illegible]3	7,13[illegible]	[illegible],550
Other Native States in Arabia	343,185	132,[illegible]70	150,800	21,840	77,270	1,18,549	52,897	55,900	6,344	16,[illegible]28
Iraq	425,921	1[illegible],[illegible]99	6,760	111,320	129,557	1,61,497	26,[illegible]98	[illegible],470	32,128	37,[illegible]19
Persia	175,520	163,200	263,040	29,148	130[illegible]0	67,648	38,171	58,710	8,672	31,100
Siam	133,440	4[illegible],288	22,040	7,400	14[illegible],15[illegible]	51,170	18,6[illegible]4	7,218	2,[illegible]2[illegible]	53,[illegible]80
Egypt	679,900	474,300	427,400	..	..	2,[illegible]3,570	83,93[illegible]	71,[illegible]88	..	..
Portuguese East Africa	2,380,200	2,[illegible]6,480	1,900,200	1,091,650	1,[illegible]12,[illegible]86	6,[illegible]3,471	6,[illegible]1,552	4,[illegible]8,650	4,11,949	3,[illegible],780
Italian East Africa (Somaliland and Eritrea)	244,[illegible]9	158,947	7,420	37,[illegible]35	48,355	64,814	31,186	3,850	8,[illegible]7	12,[illegible]75
French Somaliland	570,105	375,910	424,780	312,680	3[illegible],4[illegible]0	1,81,7[illegible]0	97,7[illegible]9	74,0[illegible]0	71,[illegible]70	61,[illegible]7
Other Foreign Countries	16,690	11,915	3,880	2,658	6,[illegible]8	5,[illegible]93	2,[illegible]31	1,[illegible]89	[illegible]06	2,[illegible]34
TOTAL FOREIGN COUNTRIES	5,287,999	3,762,066	3,334,252	2,[illegible]34,666	2,[illegible]75,9[illegible]	14,[illegible],917	9,[illegible],[illegible]72	7,44,[illegible]80	5,[illegible]0,[illegible]16	5,12,457
Share of Bengal	99,[illegible]03	35,[illegible]38	75,[illegible]73	82,[illegible]18	69,763	50,377	11[illegible]5	24,[illegible]30	20,[illegible]62	19,[illegible]30
" *Bombay*	14,[illegible]69,[illegible]23	9,[illegible]71,[illegible]93	8,[illegible]18,[illegible]72	4,[illegible]91,[illegible]13	3,[illegible]60,[illegible]91	41,41,[illegible]24	25,[illegible]9,[illegible]6	22,12,777	11,[illegible]8,[illegible]1[illegible]	10,[illegible]6,[illegible]61
" *Sind*	14,[illegible]00	..	..	[illegible],[illegible]63	..	[illegible],[illegible]00	..		[illegible],[illegible]99	..
" *Madras*	[illegible]51,[illegible]51	[illegible]97,[illegible]43	[illegible]91,[illegible]48	[illegible] [illegible],[illegible]14	[illegible]15,[illegible]08	[illegible],[illegible],[illegible]60	[illegible]9,[illegible]9	79,[illegible]81	[illegible]3,[illegible]43	[illegible]0,[illegible]94
" *Burma*	[illegible]95	[illegible],[illegible]01	..	..	..	[illegible]02	[illegible]99	..	..	..
TOTAL	15,[illegible]3,[illegible]0[illegible]	9,[illegible]95,[illegible]68	8,[illegible]4,[illegible]92	4,[illegible]2,[illegible]75	4,[illegible]5,[illegible]12	44,[illegible],[illegible]27	26,[illegible],[illegible]7	22,[illegible]4,[illegible]19	[illegible],[illegible],[illegible]24	10,[illegible]4,[illegible]48
White (bleached)—										
Chadars and Dhutis (III. P.)—	Yards	Yards	Yards	Yards	Yards					
Straits Settlements	144,079	[illegible]0,[illegible]91	12,[illegible]0[illegible]	[illegible],[illegible]24	14,[illegible]42	60,[illegible]35	[illegible],[illegible]0[illegible]	5,[illegible]41	[illegible],[illegible]0[illegible]	[illegible],[illegible]92
Federated Malay States	35,546	11,[illegible]00	6,[illegible]20	[illegible],[illegible]98	[illegible],[illegible]70	20,[illegible]79	5,[illegible]0[illegible]	[illegible],[illegible]0[illegible]	1,[illegible]04	[illegible]40
Other British Possessions	19,550	[illegible]19	[illegible],[illegible]17	[illegible],[illegible]89	[illegible]4[illegible]	[illegible],[illegible]79	[illegible]09	[illegible]41[illegible]	[illegible],[illegible]7[illegible]	[illegible]32
TOTAL BRITISH EMPIRE	199,175	61,750	26,117	[illegible],[illegible]89	14,[illegible]17	[illegible],[illegible]49	31,[illegible]14	[illegible],[illegible]0[illegible]	7,[illegible]3[illegible]	7,[illegible]1[illegible]

No. 11—*continued*

ARTICLES, AND COUNTRIES OF FINAL DESTINATION; ALSO SHARE OF EACH PROVINCE	QUANTITY					VALUE				
	1929-30	1930-31	1931-32	1932-33	1933-34	1929-30	1930-31	1931-32	1932-33	1933-34
Textiles—*continued*						R	R	R	R	R
Cotton—*continued*										
MANUFACTURES—*continued*										
Piece goods—continued										
White (bleached)—*continued*										
Chadars and Dhuties (III. P.)—*continued*	Yards	Yards	Yards	Yards	Yards					
TOTAL FOREIGN COUNTRIES	1,000	4,700	1,200	..	..	400	1,780	300	..	..
Share of Bengal	*5,000*	*800*	..	*3,890*	..	*1,185*	*200*	..	*794*	..
,, *Bombay*	*21,150*	*6,160*	*6,700*	*4,800*	*7,506*	*6,770*	*1,580*	*1,620*	*1,675*	*2,122*
,, *Sind*	*28,600*	..	..	..	..	*17,650*	..	..	..	..
,, *Madras*	*146,125*	*61,750*	*20,617*	*23,909*	*8,812*	*61,878*	*31,946*	*9,723*	*4,784*	*5,271*
TOTAL	200,775	66,510	27,317	32,599	16,317	87,683	33,726	11,343	7,253	7,393
Drills and Jeans (III. P)—	Yards	Yards	Yards	Yards	Yards					
TOTAL BRITISH EMPIRE	12,957	11,610	8,152	7,084	4,840	5,076	3,582	4,078	3,469	1,185
Iraq	..	6,523	17,062	17,626	39,206	..	2,860	6,800	8,016	16,300
Portuguese East Africa	23,457	585	1,509	..	4,200	8,027	235	614	..	1,130
Other Foreign Countries	150	2,780	.	74	340	75	1,751	..	19	152
TOTAL FOREIGN COUNTRIES	23,607	8,888	18,661	17,700	44,346	8,102	4,846	7,414	8,035	17,582
Share of Bengal	*4,000*	..	*4,700*	*800*	*1,400*	*1,800*	..	*2,500*	*900*	*350*
,, *Bombay*	*28,490*	*15,833*	*17,102*	*22,347*	*47,686*	*9,736*	*6,460*	*7,200*	*10,029*	*18,359*
,, *Sind*	..	..	..	..	*100*	..	..	..	..	*53*
,, *Madras*	*4,074*	*4,665*	*4,751*	*1,637*	..	*3,343*	*2,068*	*1,792*	*575*	..
TOTAL	36,564	20,498	26,813	24,784	49,186	13,778	8,528	11,492	11,501	18,767
T-Cloth and Domettes (III. P)—	Yards	Yards	Yards	Yards	Yards					
Aden and Dependencies	..	..	..	25,200	..	..	..	..	7,200	..
Ceylon (*excluding* Maldives)	978	12,975	7,279	3,444	16,273	385	3,827	4,174	1,135	2,597
Other British Possessions	1,200	232	188	100	6,469	315	137	99	162	2,184
TOTAL BRITISH EMPIRE	2,178	13,207	7,467	28,744	22,742	700	3,964	4,273	8,557	10,781
Iraq	45,000	5,649	..	1,623	..	8,000	3,100	..	750	..
Portuguese East Africa	15,900	6,600	63	..	..	5,100	1,800	24	..	..
TOTAL FOREIGN COUNTRIES	63,900	12,249	63	1,623	..	13,100	4,900	24	750	..
Share of Bengal	..	..	..	..	*82*	..	..	..	..	*25*
,, *Bombay*	*64,800*	*12,249*	..	*26,923*	..	*13,415*	*4,950*	..	*8,112*	..
,, *Madras*	*978*	*13,207*	*7,530*	*3,444*	*22,660*	*385*	*3,964*	*4,297*	*1,196*	*12,756*
TOTAL	65,478	25,456	7,530	30,367	22,742	13,800	13,864	4,297	9,307	16,781
Shirtings (III. P)—	Yards	Yards	Yards	Yards	Yards					
Tanganyika Territory	..	..	..	48,000	1,500	..	..	..	16,000	250
Other British Possessions	35,778	19,445	28,504	15,552	28,808	8,401	6,010	6,994	4,744	7,822
TOTAL BRITISH EMPIRE	35,778	19,445	28,504	63,552	30,308	8,401	6,010	6,994	20,744	8,072

No. 11—*continued*

ARTICLES, AND COUNTRIES OF FINAL DESTINATION; ALSO SHARE OF EACH PROVINCE	QUANTITY					VALUE				
	1929-30	1930-31	1931-32	1932-33	1933-34	1929-30	1930-31	1931-32	1932-33	1933-34
Textiles—*continued*										
Cotton—*continued*										
MANUFACTURES—*continued*						R	R	R	R	R
Piecegoods—continued										
White (bleached)—*continued*										
Shirtings (III. P)—*continued*	Yards	Yards	Yards	Yards	Yards					
Iraq	..	..	..	7,500	18,000	..	..	..	1,500	6,000
Portuguese East Africa	21,821	4,800	..	17,200	32,500	7,850	1,560	..	4,900	9,900
Other Foreign Countries	..	9,675	3,410	3,200	20,690	..	2,100	527	800	3,617
TOTAL FOREIGN COUNTRIES	21,821	14,475	3,410	27,900	71,190	7,850	4,360	527	7,200	19,517
Share of Bengal	*480*	*1,000*	*3,000*	*9,960*	..	*150*	*1,000*	*500*	*1,100*	..
,, *Bombay*	*51,181*	*29,050*	*29,316*	*31,492*	*101,295*	*14,966*	*8,250*	*6,171*	*26,475*	*36,418*
,, *Sind*	..	*3,800*	..	..	..	..	*1,000*	..	..	..
,, *Madras*	*5,938*	*40*	..	..	*193*	*1,500*	*90*	..	..	*164*
TOTAL	57,599	38,029	31,516	91,452	1,488	16,281	10,370	7,881	27,944	36,580
Other sorts (III. P)—	Yards	Yards	Yards	Yards	Yards					
Aden and Dependencies	58,600	3,176	1,530	3,750	13,180	14,650	1,410	500	1,600	4,800
Bahrein Islands	10,000	..	..	..	1,000	3,000	..	..	..	161
Ceylon (*excluding* Maldives)	228,029	89,603	24,626	16,785	6,819	61,208	14,812	7,207	5,614	2,171
Straits Settlements	158,515	116,225	97,481	44,909	21,611	91,615	47,000	27,617	17,474	9,961
Federated Malay States	11,277	717	7,009	7,591	..	3,720	325	4,658	3,250	..
Kenya Colony	11,880	32,260	3,843	2,500	384	2,370	6,495	1,175	900	144
Anglo-Egyptian Sudan	60,375	..	1,500	8,000	..	25,600	..	300	900	..
Mauritius and Dependencies	74,100	..	..	..	..	9,227	..	..	..	..
Other British Possessions	17,849	13,112	6,438	23,875	8,450	6,088	3,232	3,905	5,904	2,819
TOTAL BRITISH EMPIRE	630,725	295,093	146,417	107,701	53,414	2,52,400	73,980	55,648	37,633	19,520
Persia	73,848	4,900	9,280	..	5,240	19,809	1,464	1,440	..	840
Siam	15,200	..	6,000	..	..	5,950	..	2,000	..	..
Portuguese East Africa	60,222	24,960	4,400	2,200	20,460	13,980	8,736	1,200	960	7,830
French Somaliland	37,380	12,500	..	31,750	10,800	11,980	2,800	..	13,800	5,040
Other Foreign Countries	21,100	5,196	7,900	11,149	3,295	7,050	1,883	1,681	3,760	3,040
TOTAL FOREIGN COUNTRIES	207,757	47,256	29,580	71,139	49,296	58,667	14,536	6,271	18,510	13,770
Share of Bengal	*94,650*	*1,626*	*1,000*	*1,200*	*1,256*	*18,249*	*760*	*500*	*500*	*1,116*
,, *Bombay*	*403,816*	*188,265*	*93,378*	*111,048*	*97,348*	*2,72,000*	*69,900*	*37,869*	*37,161*	*14,514*
,, *Sind*	*19,165*	..	..	..	*3,150*	*3,100*	..	..	..	*500*
,, *Madras*	*216,138*	*67,348*	*78,421*	*32,195*	*111*	*63,656*	*21,476*	*21,601*	*14,101*	*150*
,, *Burma*	*199*	..	..	..	..	*194*	..	..	..	..
TOTAL	936,468	252,349	173,007	176,041	102,709	6,10,887	99,316	61,748	54,947	27,000
Total White (bleached)—	Yards	Yards	Yards	Yards	Yards					
Aden and Dependencies	66,750	6,706	1,420	20,950	34,980	17,486	2,120	1,540	5,000	9,120
Bahrein Islands	10,000	..	..	..	1,000	3,000	..	..	..	161
Ceylon (*excluding* Maldives)	233,002	54,103	12,554	24,308	25,230	68,900	23,740	14,975	6,847	11,542
Straits Settlements	308,012	148,579	111,241	75,183	39,611	1,53,766	74,181	44,218	29,348	31,612

No. 11—*continued*

ARTICLES, AND COUNTRIES OF FINAL DESTINATION; ALSO SHARE OF EACH PROVINCE	QUANTITY					VALUE				
	1929-30	1930-31	1931-32	1932-33	1933-34	1929-30	1930-31	1931-32	1932-33	1933-34
Textiles—*continued*										
Cotton—*continued*						R	R	R	R	R
Manufactures—*continued*										
Piecegoods—continued										
White (bleached)—*concluded*										
Total White (bleached)—*continued*	Yards	Yards	Yards	Yards	Yards					
Federated Malay States	46,923	12,117	15,309	10,976	3,982	26,298	5,935	2,478	7,634	1,667
Kenya Colony	27,840	47,880	5,843	4,718	5,259	8,930	12,615	2,175	1,655	2,298
Tanganyika Territory	9,360	3,400	3,088	63,681	3,500	2,600	850	690	19,640	950
Anglo-Egyptian Sudan	86,975	..	24,300	14,240	..	41,025	..	4,250	2,875	..
Mauritius and Dependencies	74,100	..	..	..	..	9,237	..	..	..	..
Other British Possessions	17,446	19,308	9,118	17,426	12,167	6,559	6,271	4,461	5,361	3,62
TOTAL BRITISH EMPIRE	880,808	811,105	214,313	239,688	127,621	3,54,460	1,26,582	81,541	77,455	40,751
Muscat Territory and Trucial Oman	12,800	144	4,700	..	3,000	5,260	39	831	..	600
Iraq	49,600	11,172	17,062	27,938	57,206	8,400	5,960	6,800	10,826	22,300
Persia	73,095	10,365	12,480	..	16,140	19,682	3,533	1,920	..	4,458
Siam	15,200	600	8,000	..	..	5,950	200	2,000	..	..
Portuguese East Africa	120,810	87,105	6,062	19,400	67,760	34,857	12,060	1,838	5,850	15,960
French Somaliland	37,380	18,100	..	53,350	10,300	11,980	4,800	..	14,200	2,000
Other Foreign Countries	8,300	10,142	4,054	17,674	10,415	1,850	3,830	1,491	2,619	4,651
TOTAL FOREIGN COUNTRIES	318,085	87,628	53,258	118,362	164,821	87,919	30,422	15,880	34,495	49,869
Share of Bengal	*104,160*	*3,236*	*8,900*	*15,950*	*3,377*	*21,484*	*1,940*	*3,970*	*6,603*	*2,510*
" Bombay	*673,331*	*244,687*	*146,749*	*250,810*	*253,829*	*2,47,725*	*89,492*	*46,263*	*51,432*	*71,108*
" Sind	*19,145*	*3,806*	..	..	*3,260*	*5,100*	*1,000*	..	..	*558*
" Madras	*401,765*	*147,010*	*111,933*	*61,486*	*31 976*	*1,67,877*	*64,572*	*47,216*	*24,855*	*16,350*
" Burma	*159*	..	..	..	..	*193*	..	..	..	..
TOTAL	1,198,893	398,733	26 ,571	358,045	202,442	6,42,876	1,57,004	98,421	1,11,950	60,620
Coloured, printed, or dyed—										
Lungis and Saris (III. P)—	Yards	Yards	Yards	Yards	Yards					
United Kingdom (*excluding* Channel Islands)	2	1,800	..	26,768	86	6	1,200	..	14,730	19
Aden and Dependencies	130,167	104,271	206,838	303,568	102,412	66,180	52,515	95,505	1,56,499	1,03,204
Ceylon (*excluding* Maldives)	6,540,261	7,039,225	6,313,440	5,235,491	2,095,388	27,67,642	32,26,831	28,82,163	23,57,176	9,88,223
Straits Settlements	14,968,484	9,267,678	6,615,553	5,997,556	2,6 8 616	87,55,718	51,58,505	36,12,745	30,73,617	18,78,035
Federated Malay States	1,033,313	477,673	279,277	213,880	471,679	7,18,781	3,27,249	1,50,629	1,14,418	2,02,370
Nigeria (*including* Br. Mandated Territory of Camatoons)	..	..	..	30,720	..	..	..	..	16,000	..
Union of South Africa	18,125	29,404	19,918	25,184	27,510	12,403	17,595	11,444	7,556	11,729
Kenya Colony	14,204	500	7,854	21,575	51,108	3,665	500	6,020	8,330	21,460
Tanganyika Territory	10,600	1,510	360	124,975	..	6,700	1,160	225	28,987	..
Anglo-Egyptian Sudan	976,950	1,309,703	1,165,755	1,281,519	1,460,192	2,83,293	3,81,170	3,08,970	3,24,317	3,24,635
Mauritius and Dependencies	81,887	53,305	140,963	63,326	16,315	29,490	24,729	49,574	15,346	4,750
Fiji Islands	3,323	1,360	1,498	33,066	3 33	1,425	560	1,136	16,206	989
Other British Possessions	7,700	5,350	11,741	1 3 0	1,080	2,315	8,325	5,580	1,050	320
TOTAL BRITISH EMPIRE	23,818,016	18,289 779	14,763,189	13,35 ,936	6,933,707	1,26,57,583	91,94,039	71,24,291	61,36,312	39,48,744
Muscat Territory and Trucial Oman	34,650	7 .100	13,800	1,500	1,852	10,655	20,294	3,400	68	413
Iraq	..	..	30,240	..	..	..	..	6,300	..	..

No. 11—*continued*

ARTICLES, AND COUNTRIES OF FINAL DESTINATION; ALSO SHARE OF EACH PROVINCE	QUANTITY					VALUE				
	1929-30	1930-31	1931-32	1932-33	1933-34	1929-30	1930-31	1931-32	1932-33	1933-34
Textiles—*continued*						R	R	R	R	R
Cotton—*continued*										
MANUFACTURES—*continued*										
Piecegoods—continued										
Coloured, printed, or dyed—*continued*										
Lungis and Saris (III. P)—*continued*	Yards	Yards	Yards	Yards	Yards					
Sumatra	44,280	48,960	24,300	86,590	..	21,480	20,160	13,500	47,880	..
Java	2,965,500	2,256,237	1,612,640	1,698,210	244,280	12,20,168	9,61,298	8,00,880	7,27,118	1,1[illegible]
Siam	21,633	36,000	8,513	2,100	..	17,760	12,000	1,725	921	..
Italian East Africa (Somaliland and Eritrea)	106,975	108,925	87,425	80,825	8[illegible],450	38,[illegible]40	48,300	9,650	[illegible]3,[illegible]8	9,670
French Somaliland	..	192	1,896	46,500	38,650	—	100	1,[illegible]	1[illegible],6[illegible]	10,800
Other Foreign Countries	38,185	36,820	81,8[illegible]4	12,181	8,302	11,065	9,648	9,4[illegible]0	4,[illegible]00	3,027
TOTAL FOREIGN COUNTRIES	3,211,223	2,857,734	1,754,697	1,927,845	[illegible]18,36[illegible]	13,10,962	10,72,791	8,48,755	8,[illegible],5[illegible]	1,[illegible]7,797
Share of Bengal	*4,500*	*3,460*	*2,275*	*3,500*	*77*	*1,800*	*1,378*	*[illegible]78*	*975*	*[illegible]96*
,, *Bombay*	*1,308,858*	*1,634,935*	*1,240,284*	*1,643,999*	*1,618,068*	*4,66,[illegible]8*	*5,01,094*	*3,76,171*	*6,35,[illegible]4*	*6,07,[illegible]3*
,, *Madras*	*26,717,687*	*19,502,916*	*16,168,498*	*13,639,402*	*6,389,[illegible]11*	*1,16,70,[illegible]7*	*97,61,[illegible]8*	*78,[illegible]6*	*66,1[illegible],[illegible]3*	*27,79,[illegible]9*
,, *Burma*	*2*	*6,012*	*6,192*	..	*42*	*8*	*1,[illegible]*	*2,[illegible]*	..	*[illegible]4*
TOTAL	27,029,841	20,847,513	16,517,866	15,[illegible]6,401	7,[illegible],071	1,39,[illegible],[illegible]46	1,02,66,880	79,70,[illegible]26	69,[illegible]6,[illegible]2	[illegible]1,[illegible]8[illegible]
Drills and Jeans (III. P)—	Yards	Yards	Yards	Yards	Yards					
United Kingdom (*including* Channel Islands)	12,707	216	..	..	240	7,[illegible]07	180	..	..	[illegible]17
Ceylon (*excluding* Maldives)	178,299	146,936	[illegible]0,644	75,238	18,[illegible]73	94,22[illegible]	72,127	17,[illegible]65	[illegible],[illegible]28	8,121
Straits Settlements	33,8[illegible]8	29,185	14,517	3,032	16,606	18,186	14,764	[illegible],[illegible]01	[illegible],[illegible]64	7,[illegible]84
Union of South Africa	21,360	18,718	12,958	..	..	11,648	[illegible],[illegible]00	[illegible],[illegible]18	..	..
Zanzibar and Pemba	2,[illegible]10	21,[illegible]00	.	..	..	[illegible]00	[illegible],100	..	..	..
Kenya Colony	104,200	[illegible],700	[illegible]1,[illegible]0	15,665	[illegible],[illegible]56	24,100	[illegible],[illegible]00	[illegible],[illegible]40	[illegible],017	[illegible],[illegible]10
Tanganyika Territory	[illegible],138	9,[illegible]36	..	[illegible]6,[illegible]00	..	[illegible],000	[illegible],[illegible]75	—	[illegible],[illegible]96	..
Anglo-Egyptian Sudan	25,600	..	..	..	..	[illegible],[illegible]00	..	.	..	..
Seychelles	17,000	[illegible],000	[illegible],000	[illegible]8,[illegible]0	[illegible]5,[illegible]00	[illegible],[illegible]00	[illegible]80[illegible]	[illegible],[illegible]80[illegible]	[illegible],[illegible]76	[illegible],[illegible]50
Other British Possessions	[illegible]1,[illegible]8	[illegible],[illegible]35	[illegible],[illegible]38	[illegible],[illegible]57	[illegible],[illegible]32	[illegible],[illegible]10	[illegible],[illegible]47	[illegible],[illegible]59	[illegible],[illegible]4[illegible]	[illegible],[illegible]78
TOTAL BRITISH EMPIRE	415,213	230,028	104,237	90,[illegible]07	[illegible],[illegible]6[illegible]7	1,76,[illegible]96	1,[illegible],[illegible]43	[illegible]6,[illegible]52	[illegible]0[illegible],[illegible]77	[illegible]2,[illegible]15
Turkey, European	100,[illegible]20	[illegible]0,450	..	..	..	[illegible]5,[illegible]00	[illegible]0,[illegible]50	..	..	..
Muskat Territory and Trucial Oman	[illegible]6,[illegible]80	[illegible]1,[illegible]00	..	..	..	[illegible]2,[illegible]46	[illegible],[illegible]50	..	..	..
Other Native States in Arabia	[illegible]6[illegible],[illegible]60	[illegible]74,[illegible]00	[illegible]6[illegible],[illegible]25	[illegible]55,[illegible]19	[illegible]4,[illegible]70	[illegible],[illegible]1,[illegible]38	[illegible]6,[illegible]00	[illegible]4,[illegible]06	[illegible],[illegible]7[illegible]	[illegible]1,[illegible]60
Iraq	49,077	[illegible]2,[illegible]67	[illegible]0,[illegible]49	[illegible]6,[illegible]81	[illegible],[illegible]6[illegible]	[illegible]9,[illegible]20	[illegible]5,[illegible]31	[illegible]7,[illegible]2[illegible]	[illegible]1,[illegible]70	[illegible]7,[illegible]47
Persia	[illegible]81,[illegible]99	[illegible]7[illegible],[illegible]36	[illegible]11,[illegible]80	[illegible]4,[illegible]21[illegible]	[illegible]6,[illegible]18	[illegible],[illegible]5,[illegible]06	[illegible],[illegible]6,[illegible]87[illegible]	[illegible],[illegible]1,[illegible]47	[illegible]7,[illegible]9[illegible]	[illegible]1,[illegible]87
China (*exclusive of* Hong-kong and Macao)	[illegible]0,[illegible]68	[illegible]2,[illegible]64	[illegible]5,[illegible]25	[illegible]5,[illegible]32	[illegible]6,[illegible]13	[illegible]1,[illegible]46	[illegible],[illegible]27[illegible]	[illegible],[illegible]2[illegible]	[illegible],[illegible]7[illegible]	[illegible],[illegible]34
Portuguese East Africa	[illegible],[illegible]76	[illegible]1,[illegible]22	[illegible]58,[illegible]50	[illegible]2[illegible],[illegible]00	[illegible]4[illegible],[illegible]10	[illegible]8,[illegible]1[illegible]	[illegible]5,[illegible]24	[illegible]1,[illegible]5[illegible]	[illegible]4,[illegible]60	[illegible]7,[illegible]60
Other Foreign Countries	[illegible]3,[illegible]04	[illegible],[illegible]6[illegible]	[illegible]0,[illegible]66	[illegible],[illegible]24[illegible]	[illegible],[illegible]79[illegible]	[illegible],[illegible]01	[illegible],[illegible]01	[illegible],[illegible]2[illegible]	[illegible],[illegible]26	[illegible]16
TOTAL FOREIGN COUNTRIES	[illegible],[illegible]34,[illegible]44	[illegible],[illegible]17,[illegible]01	[illegible]03,[illegible]19[illegible]	[illegible]66,[illegible]0[illegible]2	[illegible]6[illegible],[illegible]16	[illegible],[illegible]27,[illegible]36	[illegible],[illegible]1[illegible],[illegible]90[illegible]	[illegible],[illegible],[illegible]1[illegible]0	[illegible],[illegible]76,[illegible]34	[illegible],[illegible],[illegible]0[illegible]
Share of Bengal	[illegible],[illegible]0[illegible]	[illegible],[illegible]19	[illegible],[illegible]79	[illegible]1,[illegible]80	..	[illegible],[illegible]0[illegible]	[illegible],[illegible]66[illegible]	[illegible]75[illegible]	[illegible],[illegible]8[illegible]	..
,, *Bombay*	[illegible],[illegible]44,[illegible]47	[illegible],[illegible]51,[illegible]8[illegible]	[illegible]18,[illegible]0[illegible]	[illegible],[illegible]4,[illegible]16	[illegible]37,[illegible]47[illegible]	[illegible],[illegible]1[illegible],[illegible]3	[illegible],[illegible]1[illegible],[illegible]26[illegible]	[illegible],[illegible],[illegible]47	[illegible],[illegible],[illegible]31	[illegible],[illegible]01,[illegible]45
,, *Sind*	[illegible]91	..	..	[illegible],[illegible]0	[illegible]1,[illegible]13	[illegible]6[illegible]	..	..	[illegible]6[illegible]	[illegible],[illegible]8[illegible]1
,, *Madras*	[illegible],[illegible]5[illegible],[illegible]17	[illegible]51,[illegible]48[illegible]	[illegible]7,[illegible]1[illegible]8	[illegible],[illegible]0[illegible]1	[illegible],[illegible]1[illegible],[illegible]13	[illegible],[illegible]1,[illegible]81	[illegible],[illegible]1[illegible],[illegible]26[illegible]	[illegible]4,[illegible]1[illegible]1	[illegible]1,[illegible]6[illegible]1	[illegible]4,[illegible]71
TOTAL	[illegible],[illegible]15,[illegible]187	[illegible],[illegible]47,[illegible]5[illegible]9	[illegible],[illegible]7[illegible],[illegible]1[illegible]2	[illegible]5[illegible],[illegible]1[illegible]4	[illegible]4[illegible],[illegible]0[illegible]5	[illegible],[illegible]03,[illegible]4[illegible]	[illegible],[illegible]1[illegible],[illegible]15[illegible]	[illegible],[illegible],[illegible]1[illegible]2	[illegible],[illegible]1[illegible]	[illegible],[illegible]1[illegible],[illegible]0[illegible]
Others (III. P)—	Yards	Yards	Yards	Yards	Yards					
United Kingdom (*including* Channel Islands)	[illegible]2,[illegible]0[illegible]	[illegible],[illegible]0[illegible]6	[illegible]2,[illegible]4[illegible]4	[illegible],[illegible]0[illegible]	[illegible],[illegible]07	[illegible]5,[illegible]8[illegible]9	[illegible]6,[illegible]2[illegible]	[illegible],[illegible]4[illegible]0	[illegible],[illegible]7[illegible]	[illegible],[illegible]7[illegible]
Aden and Dependencies	[illegible],[illegible]0[illegible],[illegible]91	[illegible],[illegible]1[illegible],[illegible]10	[illegible],[illegible]1[illegible],[illegible]6[illegible]1	[illegible],[illegible]1[illegible],[illegible]4[illegible]7	[illegible],[illegible]1[illegible],[illegible]1[illegible]0	[illegible],[illegible]7[illegible],[illegible]7[illegible]1	[illegible],[illegible]4[illegible],[illegible]0[illegible]7	[illegible],[illegible],[illegible]0[illegible],[illegible]07[illegible]	[illegible],[illegible],[illegible]2[illegible],[illegible]4[illegible]	[illegible],[illegible],[illegible]0[illegible],[illegible]1[illegible]6
Bahrein Islands	[illegible],[illegible]0[illegible],[illegible]2[illegible]	[illegible],[illegible]1[illegible],[illegible]4[illegible]6	[illegible],[illegible]4[illegible],[illegible]6[illegible]2	[illegible],[illegible]0[illegible],[illegible]1[illegible]7[illegible]	[illegible],[illegible],[illegible]2[illegible]1[illegible]	[illegible],[illegible]4[illegible],[illegible]1[illegible]0	[illegible],[illegible]4[illegible],[illegible]1[illegible]8	[illegible],[illegible],[illegible]1[illegible],[illegible]1[illegible]8	[illegible],[illegible],[illegible]1[illegible],[illegible]1[illegible]7	[illegible],[illegible],[illegible]2[illegible],[illegible]4[illegible]7

No. 11—*continued*

ARTICLES, AND COUNTRIES OF FINAL DESTINATION; ALSO SHARE OF EACH PROVINCE	QUANTITY					VALUE				
	1929-30	1930-31	1931-32	1932-33	1933-34	1929-30	1930-31	1931-32	1932-33	1933-34
Textiles—*continued*										
Cotton—*continued*						R	R	R	R	R
MANUFACTURES—*continued*										
Piecegoods—continued										
Coloured, printed, or dyed—*continued*										
Other sorts (III. P)—*continued*	Yards	Yards	Yards	Yards	Yards					
Ceylon (*excluding* Maldives)	11,741,006	10,295,090	10,601,124	7,064,347	11,180,486	49,48,460	39,45,447	40,10,468	26,65,264	39,69,819
Straits Settlements	2,202,128	1,509,273	2,331,163	1,822,456	2,314,344	14,41,874	8,88,877	11,13,062	8,19,218	11,52,593
Federated Malay States	183,064	309,000	236,201	190,862	319,908	1,45,364	1,98,563	1,03,497	1,11,491	1,85,756
Union of South Africa	766,761	823,678	208,704	141,052	146,804	2,85,625	1,21,828	71,402	61,160	54,869
Zanzibar and Pemba	3,563,804	2,474,078	2,005,115	1,025,008	417,950	8,56,547	5,28,396	3,88,709	1,93,349	1,01,150
Kenya Colony	5,440,807	4,032,931	2,968,657	2,349,201	1,787,105	14,63,725	8,65,862	6,68,270	5,59,059	4,28,458
Tanganyika Territory	9,012,169	8,361,917	8,618,606	5,039,724	2,325,720	18,88,680	14,81,858	15,16,893	8,45,101	3,88,057
Anglo-Egyptian Sudan	667,945	391,957	255,848	294,800	475,595	2,28,366	1,05,053	61,415	71,762	92,960
Mauritius and Dependencies	1,968,862	990,684	480,100	320,096	420,194	8,25,018	3,94,056	1,58,420	1,03,195	65,759
Seychelles	392,700	191,400	180,266	151,640	99,480	1,07,360	60,595	51,865	34,847	20,320
Canada—										
Vid Atlantic Coast	..	240	11,672	..	..	..	193	4,650	..	..
,, Pacific ,,	..	4,012	4,311	3,745	10,067	..	3,100	1,780	1,300	4,068
Commonwealth of Australia	10,947	1,006	..	782	6,526	6,788	2,265	..	401	4,050
New Zealand	28,800	10,000	19,500	..	10,000	21,950	7,000	10,000	..	11,146
Fiji Islands	12,055	5,026	5,068	1,900	42,981	7,341	3,844	1,227	757	19,816
Other British Possessions	3,250	13,586	3,500	4,900	21,608	1,320	6,779	694	2,503	5,840
TOTAL BRITISH EMPIRE	42,243,431	34,724,369	33,677,357	22,859,703	28,795,042	1,44,12,852	99,69,209	1,00,94,159	67,55,601	75,74,528
Germany	18,448	26,456	114	1,100	2,160	23,060	32,740	33	258	812
Turkey, European	50,400	..	1,850	..	..	12,920	..	480	..	..
Syria	20,800	1,800	3,000	..	..	8,300	650	850	..	..
Muskat Territory and Trucial Oman	2,301,686	1,953,856	3,085,671	1,372,048	2 034,380	7,66,778	5,25,692	6,87,931	2,83,655	4,00,725
Other Native States in Arabia	4,279,557	2,243,164	2,439,633	2,347,032	2,195,758	14,31,912	7,76,614	7,66,945	6,65,255	5,01,113
Iraq	12,420,261	8,664,498	12,657,203	4,860,988	4,503,847	36,01,727	28,58,979	36,41,187	12,42,840	8,64,958
Persia	18,011,718	12,520,049	19,782,889	7,901,403	8,70F,463	42,92,762	32,08,206	46,78,281	18,00,607	17,52,567
Afghanistan	16,605	42,144	61,900	4,320	4 900	5,990	7,194	25,680	2,700	1,100
Sumatra	..	..	7,840	3,204	21,228	..	..	3,360	1,248	11,385
Java	220,000	734,121	1,219,840	718,444	480,229	89,160	3,06,440	4,71,960	2,78,038	1,84,807
Siam	1,929,971	1,229,931	644,079	483,392	705,067	10,85,368	8,96,249	4,80,419	3,19,219	4,91,425
French Indo-China	94,800	..	..	2,100	14,700	52,525	..	..	1,500	9,000
China (*exclusive* of Hong-kong and Macao)	151,075	..	72,160	121,569	44,052	40,872	..	18,901	36,116	10,963
Egypt	31,340	29,280	7,660	3,341	3,800	21,250	8,200	3,121	788	600
Portuguese East Africa	5,066,497	4,303,439	4,060,305	4,032,638	1,255,89e	10,00,076	9,05,803	7,90,670	7,81,157	2,24,236
Italian East Africa (Somaliland and Eritrea)	290,965	253,365	182,010	114,373	134,200	1,19,260	69,190	48,860	48,672	27,270
French Somaliland	496,875	236,160	404,210	339,775	286,950	1,40,710	58,940	98,890	99,100	59,965
United States of America—										
Vid Atlantic Coast	10,721	135,424	129,263	8,108	3,610	9,137	48,635	25,025	2,773	1,327
,, Pacific ,,	..	16,718	13,791	..	3,210	..	7,564	5,271	..	1,200
Other Foreign Countries	21,469	..	7,106	3,531	20,481	6,321	..	5,105	1 999	6,239
TOTAL FOREIGN COUNTRIES	45,761,637	33,400,305	44,781,284	22,398,260	20,459,762	1,28,60,123	97,11,151	1,17,40,549	55 67,29	45 55 192

No. 11—*continued*

ARTICLES, AND COUNTRIES OF FINAL DESTINATION; ALSO SHARE OF EACH PROVINCE	QUANTITY					VALUE				
	1929-30	1930-31	1931-32	1932-33	1933-34	1929-30	1930-31	1931-32	1932-33	1933-34
						R	R	R	R	R
Textiles—*continued*										
Cotton—*continued*										
MANUFACTURES—*continued*										
Piecegoods—continued										
Coloured, printed, or dyed—*continued*										
Other sorts (III. P)—*concluded*	Yards	Yards	Yards	Yards	Yards					
Share of Bengal	*80,966*	*212,915*	*248,228*	*65,174*	*61,910*	*69,339*	*97,953*	*1,35,060*	*37,704*	*34,[illegible]*
,, *Bombay*	*73,151,579*	*53,779,249*	*63,243,838*	*54,868,464*	*29,364,[illegible]*	*3,04,5[illegible]088*	*2,11,31,644*	*1,88,11,123*	*1,[illegible]*	*46,11,[illegible]*
,, *Sind*	*294,422*	*352,048*	*731,081*	*617,849*	*648,484*	*1,07,462*	*[illegible]*	*2,83,787*	*2,01,[illegible]*	*2,11,[illegible]*
,, *Madras*	*14,435,101*	*13,776,810*	*14,236,137*	*10,506,192*	*14,256,996*	*60,14,564*	*[illegible],38,193*	*57,[illegible]*	*35,[illegible]*	*54,[illegible]*
,, *Burma*	..	*6,182*	*400*	..	..	..	*882*	*[illegible]*	..	..
TOTAL	88,005,068	85,125,174	78,458,641	65,257,903	44,[illegible]	2,72,72,[illegible]	1,[illegible],180	2,14,84,708	1,[illegible]	1,21,[illegible]
Total Coloured, printed, or dyed—	Yards	Yards	Yards	Yards	Yards					
United Kingdom (*including* Channel Islands)	45,831	38,032	12,484	66,848	6,316	23,191	19,5[illegible]	3,648	34,[illegible]	1,[illegible]
Aden and Dependencies	2,379,323	1,462,716	1,540,114	1,215,657	1,31[illegible],947	7,75,[illegible]	5,21,[illegible]	5,75,330	[illegible],61,[illegible]	5,06,84[illegible]
Bahrein Islands	4,017,220	2,895,[illegible]68	4,670,402	2,9[illegible],[illegible]	3,114,[illegible]	14,61,[illegible]	9,67,376	19,91,032	8,74,[illegible]	7,18,787
Ceylon (*excluding* Maldives)	18,459,566	17,481,2[illegible]1	[illegible]16,945,206	12,925,074	11,[illegible],[illegible]	78,10,325	7[illegible],44,[illegible]	[illegible],[illegible],276	50,32,[illegible]	49,61,163
Straits Settlements	17,804,504	10,806,[illegible]16	8,961,233	7,823,064	4,[illegible],[illegible]	1,02,15,778	60,87,[illegible]	67,21,[illegible]	38,04,[illegible]	28,37,[illegible]
Federated Malay States	1,216,377	786,682	815,568	610,742	[illegible],[illegible]	8,64,[illegible]	5,15,[illegible]	8,14,[illegible]	3,23,[illegible]	[illegible],[illegible]
Nigeria (*including* Fr. Mandated Territory of Cameroons)	..	..	..	30,72[illegible]	..	..	..	..	16,[illegible]	..
Union of South Africa	805,245	366,[illegible]00	[illegible]36,670	[illegible]66,[illegible]37	[illegible]69,[illegible]14	3,[illegible],711	1,45,728	[illegible],184	64,716	[illegible],[illegible]
Zanzibar and Pemba	3,566,204	2,498,428	2,006,115	1,025,[illegible]48	417,[illegible]61	8,56,247	[illegible],[illegible]46	3,60,000	1,93,[illegible]	1,01,150
Kenya Colony	5,559,301	4,036,181	3,008,191	2,36[illegible],441	1,72[illegible],084	16,96,490	9,66,862	6,80,730	[illegible],79,[illegible]	4,64,[illegible]
Tanganyika Territory	9,030,907	6,372,865	5,618,966	5,056,124	2,325,720	19,[illegible],[illegible]80	14,68,[illegible]41	13,17,118	8,[illegible],701	[illegible],[illegible]67
Anglo-Egyptian Sudan	1,673,495	1,699,660	1,421,096	1,701,[illegible]24	1,932,[illegible]7	5,17,964	4,[illegible]23	3,70,[illegible]	[illegible],[illegible]	4,1[illegible],[illegible]15
Mauritius and Dependencies	2,050,749	1,052,[illegible]40	571,083	343,421	[illegible],[illegible]	8,66,508	4,1[illegible],795	2,08,[illegible]	1,19,[illegible]	0,[illegible]09
Seychelles	409,700	193,400	186,286	170,040	114,[illegible]	1,12,780	61,[illegible]	54,[illegible]	30,[illegible]22	24,[illegible]60
Canada—										
Via Atlantic Coast	..	240	11,612	..	..	..	[illegible]83	4,660	..	..
,, Pacific ,,	..	4,012	4,311	3,745	10,[illegible]	..	3,[illegible]0	1,[illegible]	1,[illegible]	[illegible],[illegible]
Commonwealth of Australia	10,[illegible]	1,[illegible]06	..	78[illegible]	6,[illegible]	[illegible],[illegible]	1,[illegible]63	..	601	1,[illegible]60
New Zealand	29,200	10,600	21,600	..	19,80[illegible]	[illegible],[illegible]78	7,849	10,[illegible]	..	11,[illegible]
Fiji Islands	15,[illegible]80	6,[illegible]84	4,561	24,946	[illegible],[illegible]12	3,[illegible]66	2,[illegible]04	2,[illegible]48	[illegible],[illegible]83	[illegible],[illegible]55
Other British Possessions	3,240	18,[illegible]98	9,811	4,[illegible]00	21,[illegible]88	1,[illegible]20	[illegible],[illegible]79	[illegible],[illegible]4	[illegible],[illegible]3	[illegible],[illegible]40
TOTAL BRITISH EMPIRE	66,476,692	51,244,[illegible]76	48,[illegible]44,[illegible]78	36,[illegible],[illegible]66	[illegible],[illegible],[illegible]16	2,[illegible],67,[illegible]43	1,[illegible],72,[illegible]91	1,[illegible]84,712	1,[illegible],[illegible]21,[illegible]96	1,[illegible],[illegible]46,[illegible]27
Germany	15,[illegible]48	26,[illegible]36	274	1,[illegible]09	2,[illegible]60	21,[illegible]40	32,[illegible]40	113	[illegible]48	[illegible]81
Turkey, European	150,720	80,[illegible]60	1,[illegible]50	..	..	[illegible],[illegible]82	10,[illegible]56	[illegible]4	..	..
Syria	28,[illegible]40	1,[illegible]8[illegible]	[illegible],[illegible]00	..	..	[illegible],[illegible]3[illegible]	[illegible]64	[illegible]54	..	..
Mutat Territory and Trucial Oman	[illegible],603,[illegible]65	[illegible],[illegible]45,[illegible]94	[illegible],[illegible]36,971	1,[illegible]74,[illegible]41	[illegible],[illegible]81,[illegible]32	7[illegible],[illegible]70	[illegible],[illegible]19,[illegible]26	6,[illegible],[illegible]31	[illegible],[illegible]16	[illegible],[illegible]84
Other Native States in Arabia	[illegible],[illegible]55,727	[illegible],[illegible]84,[illegible]4	[illegible],[illegible]08,[illegible]42	[illegible],[illegible]11,[illegible]91	[illegible],[illegible]41,[illegible]89	[illegible],[illegible]5[illegible]	[illegible],[illegible]3[illegible]	[illegible],[illegible]6[illegible]	[illegible],[illegible]7[illegible]	[illegible],[illegible]63
Afghanistan	14,603	42,164	61,[illegible]40	[illegible],[illegible]79	[illegible],[illegible]6[illegible]	[illegible],[illegible]40	7,184	[illegible],[illegible]48	[illegible],[illegible]7[illegible]	1,[illegible]08
Iraq	[illegible],[illegible]62,[illegible]38	[illegible],[illegible]56,[illegible]86	[illegible],[illegible]47,[illegible]98	[illegible],[illegible]27,[illegible]29	[illegible],[illegible]82,[illegible]71	[illegible],[illegible]11,[illegible]47	[illegible],[illegible]29,[illegible]16	[illegible],[illegible]34,[illegible]97	[illegible],[illegible]87,[illegible]1[illegible]	[illegible],[illegible]12,[illegible]95
Persia	18,[illegible]09,717	[illegible],[illegible]71,[illegible]5	[illegible],[illegible]09,[illegible]00	[illegible],[illegible]7,[illegible]1[illegible]8	[illegible],[illegible]96,[illegible]4	[illegible],[illegible]61,[illegible]02	[illegible],[illegible]33,[illegible]16	[illegible],[illegible]67,[illegible]12[illegible]	[illegible],[illegible]1[illegible],[illegible]58	[illegible],[illegible]77,[illegible]64

No. 11—*continued*

ARTICLES, AND COUNTRIES OF FINAL DESTINATION; ALSO SHARE OF EACH PROVINCE	QUANTITY					VALUE				
	1929-30	1930-31	1931-32	1932-33	1933-34	1929-30	1930-31	1931-32	1932-33	1933-34
Textiles—*continued*										
Cotton—*continued*,						R	R	R	R	R
MANUFACTURES—*continued*										
Piece goods—continued										
Coloured, printed, or dyed—*continued*	Yards	Yards	Yards	Yards	Yards					
Total coloured, printed, or dyed—*continued*										
Sumatra	44,280	48,960	32,140	89,784	21,223	21,480	26,160	16,860	40,825	11,385
Java	3,194,500	2,990,858	2,832,480	2,417,054	726,065	18,09,313	12,07,732	12,72,790	9,99,338	2,90,089
Siam	1,059,408	1,276,036	655,658	489,441	765,067	11,00,936	9,13,076	4,34,845	3,21,562	4,91,425
French Indo-China	94,800	..	..	2,100	14,700	52,525	..	..	1,500	9,000
China (*exclusive* of Hongkong and Macao)	191,663	52,664	87,385	136,800	100,943	62,458	26,272	25,734	42,880	29,797
Egypt	51,840	30,347	7,860	3,341	3,600	21,260	8,826	3,121	786	600
Portuguese East Africa	5,876,048	4,377,071	4,225,055	4,269,878	1,407,804	11,46,190	9,01,612	8,30,659	8,40,827	2,01,786
Italian East Africa (Somaliland and Eritrea)	504,040	362,200	219,435	275,198	171,080	1,60,110	1,12,490	58,410	72,102	36,740
French Somaliland	490,875	236,352	400,105	386,275	323,440	1,40,710	59,040	99,800	1,14,700	0,600
United States of America—										
Vid Atlantic Coast	10,731	115,424	129,263	8,108	3,687	9,137	48,635	65,025	2,773	1,354
„ Pacific „	..	16,718	13,791	..	3,210	..	7,564	5,271	..	1,230
Other Foreign Countries	30,469	16,520	9,706	5,031	30,451	10,921	4,051	3,685	2,433	6,230
TOTAL FOREIGN COUNTRIES	50,707,804	36,275,540	47,239,176	25,093,087	21,214,268	1,46,07,454	1,11,27,249	1,27,57,464	65,55,594	48,09,011
Share of Bengal	*104,766*	*220,685*	*252,370*	*60,278*	*61,637*	*74,358*	*95,616*	*1,37,571*	*21,182*	*30,670*
„ *Bombay*	*76,332,903*	*54,705,735*	*61,320,966*	*36,706,879*	*31,403,752*	*2,13,34,462*	*1,49,64,870*	*1,63,68,141*	*89,15,600*	*70,35,826*
„ *Sind*	*295,226*	*352,048*	*731,061*	*437,379*	*651,207*	*1,03,061*	*89,440*	*1,85,767*	*1,01,737*	*1,16,813*
„ *Madras*	*40,451,199*	*32,231,584*	*29,172,170*	*24,197,417*	*19,983,556*	*2,03,42,104*	*1,52,46,816*	*1,33,27,323*	*1,04,39,665*	*82,71,655*
„ *Burma*	*2*	*10,164*	*7,391*	..	*42*	*6*	*2,198*	*3,071*	..	*34*
TOTAL	117,184,496	87,520,210	95,783,959	61,401,053	52,003,544	4,18,54,484	3,03,99,340	3,00,12,176	1,94,77,584	1,54,54,038
Total piece goods—	Yards	Yards	Yards	Yards	Yards					
United Kingdom (excluding Channel Islands)	46,077	56,684	16,080	199,618	17,610	25,141	19,759	4,848	63,003	4,066
Cyprus	216,000	32,800	35,200	..	..	58,412	5,810	5,741	..	..
Aden and Dependencies	4,006,882	3,176,186	2,521,739	1,414,557	1,597,867	12,04,503	8,70,946	7,84,055	5,07,904	5,63,436
Bahrein Islands	4,186,120	2,413,536	4,475,392	2,904,473	3,141,115	15,10,624	8,98,776	13,93,432	8,74,477	7,31,548
Ceylon (*excluding* Maldives)	18,767 365	17,613,466	17,104,625	13,0.8,496	13,386 697	79,3*,649	72,93,9.2	69,66,660	50,79,108	50,09,795
Straits Settlements	17,935,206	11,183,084	9,196,205	6,151,038	5,14 ,646	1,05,53,489	61,95,164	48,19,877	40,13,040	29,15,230
Federated Malay States	1,88 ,186	803,548	572,434	451,725	837,625	9,51,025	5,43,104	3,42,281	2,48,582	3,41,915
Nigeria (*excluding* Br. Mandated Territory of Cameroons)	..	..	..	30,720	..	..	..	..	16,000	..
Union of South Africa	974,596	382,181	333,100	168,614	182,298	3,68,257	1,50,318	102,742	69,327	70,400
Zanzibar and Pemba	4,768,009	3,140 698	2,423,425	1,287,988	686,769	18,09,213	7,32,725	5,20,084	2,61,509	1,74,091
Kenya Colony	7,869,442	5,043,145	4,057,963	2,917,253	2,205,740	22,00,263	11,67,388	10,07,949	7,34,081	5,86,897
Tanganyika Territory	11,188,457	10,124,285	10,699,142	5,724,953	3,829,593	25,95,881	20,62,353	23,07,372	10,76,528	8,56,237
Anglo-Egyptian Sudan	2,816,638	2,198,710	1,680,028	1,820,914	2,079,951	7,83,364	5,81 993	4,19,572	4,54,141	4,44,390
Mauritius and Dependencies	2,303,291	1,107,164	626,483	501,869	485,141	9,31,488	4,31,305	2, 9,764	1,42,111	1 [illegible]887
Seychelles	409,700	201,200	213,206	204,740	158,680	1,30,760	63 454	62,865	47,600	36,190
Canada—										
Vid Atlantic Coast	..	240	11,672	..	..	..	193	4,630	..	..
„ Pacific „	..	4,012	4,511	3,745	10,967	..	3,100	1,730	1,500	4,76

No. 11—*continued*

ARTICLES, AND COUNTRIES OF FINAL DESTINATION; ALSO SHARE OF EACH PROVINCE	QUANTITY					VALUE				
	1929-30	1930-31	1931-32	1932-33	1933-34	1929-30	1930-31	1931-32	1932-33	1933-34
Textiles—*continued*						R	R	R	R	R
Cotton—*continued*										
MANUFACTURES—*continued*										
Piece goods—concluded										
Coloured, printed, or dyed—*concluded*	Yards	Yards	Yards	Yards	Yards					
Total piece goods—continued										
Commonwealth of Australia .	69,826	65,653	44,520	56,982	49,274	23,5 6	22,510	10,965	13,296	11,870
New Zealand . . .	61,600	10,600	21,900	2,400	19,712	41,869	7,349	11,058	440	13,751
Fiji Islands . . .	26,580	7,916	6,686	38,478	46,812	12,196	5,153	3,371	20,853	20,980
Other British Possessions .	15,610	13,588	12,861	8,210	23,508	6,040	6,779	6,574	3,258	6,327
TOTAL BRITISH EMPIRE.	77,112,584	67,599,780	64,109,637	38,905,918	32,906,121	3,05,52,500	3,10,62,618	1,88,94,272	1,37,20,852	1,13,58,880
Finland	10,019	..	..	..	..	7,201	..	..	..	..
Germany	18,448	34,056	618	1,180	2,066	23,060	34,590	457	2 8	1,219
Turkey, European . .	150,720	50,450	1,850	..	..	28,420	10,750	480	..	..
Syria . .	103,940	1,800	3,000	..	..	21,694	640	380	..	..
Smyrna	100,000	..	..	..	..	24,672	.	..	.	..
Muskat Territory and Trucial Oman . . .	2,757,485	2,121,487	3,167,803	1,894,758	2,062,219	8,44,870	5,45 810	7,18,148	2,91 3 5	4,14,788
Other Native States in Arabia . . .	5,204,912	2,671,864	2,990,742	2,749,541	2,791,853	16,92,298	8,70,786	8,75,195	7,87,210	8,81,848
Iraq . . .	12,944,859	8,890,186	12,771,814	5,066,727	4,749,656	38,23,144	29 36,208	36,14,047	12,16,854	9,58,721
Afghanistan . . .	16,605	42,144	61,960	4,320	4,900	5,990	7 194	23,680	2,700	1,100
Persia	18,859,238	13,424,660	20,177,829	8,020,187	8,940,425	44,98,920	31,18,886	47,64,178	18,24,652	18,09,162
Henjam Island . .	17,800	..	..	..	7,800	7,800	..	..	..	1,800
Sumatra	44,280	48,960	33,040	89,784	21,223	21,480	26,160	17,210	48,813	11,385
Java	3,194,500	2,992,633	2,834,840	2,417,054	729,665	18,09,813	12,69,237	13,74,040	9,99,339	3,00,489
Siam	3,108,048	1,319,924	548,498	498,841	524,217	11,45,958	3,31,964	1,44,083	1,24,187	1 41,405
French Indo-China . .	97,200	..	..	2,700	14 700	53,535	..	..	1,840	9 960
China (exclusive of Hong-kong and Macao) . .	191,668	52,664	87,965	138,822	1 0,943	68,416	26,3 2	28,827	43 436	29 797
Japan	18,890	1,420	..	..	..	5,630	675	..	..	..
Egypt	731,140	505,629	648,470	8,341	8,640	1,83,820	93,185	74,784	7 8	800
Portuguese East Africa .	7,877,058	6,619,626	6,131,317	5,980,926	2,807 930	16,48,918	15,75,224	13,24,167	13,81,425	5 71, 26
Italian East Africa (Somaliland and Eritrea) . .	751,939	526,637	225,955	314,618	221,238	2,25,575	1,45,698	60,7 0	81,689	60 275
French Somaliland . .	1,104,350	630,362	850,685	752,105	630,680	3,07,990	1,68,540	1,78,910	2,00,770	1,76,158
United States of America—Fed Atlantic Coast .	10,721	135,424	129,263	8,108	3,657	9,187	46,636	18,025	2,778	1, 44
„ Pacific „ . .	..	16,718	13,791	..	3,210	..	7,866	4,271	..	1,708
Other Foreign Countries .	69	19,441	9,706	8,111	24,621	84	6,497	3,5 2	2,618	6,960
TOTAL FOREIGN COUNTRIES	56,213,858	40,115,234	50,626,786	27,446,116	23 865,023	1,81,55,290	1,21,87,548	1,3 ,87,224	71,40,5 3	53 71 52
State of Bengal . .	20,411	2 9,239	22 ,263	139,143	1 16,277	1,46,339	1,11,258	1,67,823	11,411	87 830
„ Bombay .	91,475,556	64,52 ,56	73,7 6,3 7	41,474,722	31,617,977	2,1 ,83, 96	1,76,31,316	1,46,87,261	1,01,01,844	81 36 982
„ Sind . . .	326,477	125 918	731,041	661,162	37,467	1,15,173	99,146	2 8 247	1,01,36	1 17 471
„ Madras . .	41,115,318	3,2 5,837	19 776,216	24,360,916	20,130 940	1,07,25,111	1 12,97,287	1 36,50,901	1 01,67,261	83 18 479
„ Burma .	854	11,661	7,252	..	12	691	3,781	3,276	..	14
TOTAL .	133,456,477	97,715,014	1 4,7 5,421	66,641 ,53	54 661,169	4,6 ,07,730	3,32 10,211	3,24,5 ,514	2,72,8 ,514	1 64 20 716

No. 11—*continued*

ARTICLES, AND COUNTRIES OF FINAL DESTINATION; ALSO SHARE OF EACH PROVINCE	QUANTITY					VALUE				
	1929-30	1930-31	1931-32	1932-33	1933-34	1929-30	1930-31	1931-32	1932-33	1933-34
Textiles—*continued*										
Cotton—*continued*						R	R	R		R
MANUFACTURES—*continued*										
Thread, sewing (III. P)—	Lbs.	Lbs.	Lbs.	Lbs.	Lbs.					
Aden and Dependencies	15,852	12,442	10,432	8,298	9,656	27,800	20,283	25,950	11,340	13,507
Bahrein Islands	8,900	9,386	7,750	2,892	9,886	17,680	16,650	13,950	4,200	7,940
Ceylon (*excluding* Maldives)	18,555	9,152	18,630	15,335	8,796	25,667	11,700	21,091	12,954	7 312
Union of South Africa	20,835	8,278	7,060	2,868	1,206	39,033	17,100	17,210	5,750	2,090
Zanzibar and Pemba	8,298	4,842	5,098	2,796	1,484	9,150	5,175	5,730	3,060	1,065
Kenya Colony	27,266	15,050	20,068	9,037	5,022	34,243	23,605	29,460	9,795	4,265
Tanganyika Territory	8,956	5,442	4,713	2,468	1,788	9,450	4,770	4,635	1,090	3,765
Other British Possessions	4,716	56	716	3,056	1,211	6,100	25	1,180	4 300	1,525
TOTAL BRITISH EMPIRE	108,278	64,649	81,562	47,650	42,082	1,60,073	99,308	1,12,206	53,389	41,469
Muskat Territory and Trucial Oman	5,288	4,760	4,796	868	168	8,675	6,825	5,950	1,100	250
Other Native States in Arabia	28,048	8,870	6,543	9,250	7,690	52,900	13,075	11,030	14,850	12,580
Iraq	8,260	7,295	13,838	16,897	12,023	11,898	9,285	17,402	11,535	11,275
Persia	41,880	34,295	48,187	13,070	3,730	64,498	45,022	60,972	19,208	3,575
Portuguese East Africa	38,264	28,862	23,629	24,428	31,183	43,008	36 650	26,500	26,845	33,215
Other Foreign Countries	1,056	1,325	1,341	100	168	940	1,050	150	100	200
TOTAL FOREIGN COUNTRIES	124,336	84,916	98,338	58,613	55,202	1,81,404	1,11,907	1,23 004	73 828	61,075
Share of Bengal	..	..	..	*504*	*112*	..	..	..	*400*	*30*
" *Bombay*	*231,186*	*148,668*	*178,997*	*96,780*	*95,110*	*3,49,710*	*2,10,216*	*2,38,419*	*1,19,408*	*1,04,438*
" *Sind*	*974*	*896*	*318*	..	*30*	*1,050*	*1,000*	*350*	..	*50*
" *Madras*	*414*	..	*3,580*	*8,979*	*2,632*	*467*	..	*3,441*	*7,009*	*1,032*
" *Burma*	*60*	..	..	..	..	*150*	..	..	..	..
TOTAL	232,614	149,564	179,895	106,268	97,884	3,51,377	2,11,215	2,42,210	1,27,217	1,05,544
Other sorts of manufactures (III. P)—	Lbs.	Lbs.	Lbs.	Lbs.	Lbs.					
United Kingdom (*including* Channel Islands)	70,195	44,913	50,870	81,080	123,278	69,512	27,605	46,142	45,178	43,540
Gibraltar	6,860	2,154	1,848	5,002	2,076	10,750	3,050	2,725	8,175	2,591
Palestine	4,678	..	350	..	604	11,420	..	200	..	681
Aden and Dependencies	34,234	24,690	27,008	33,405	27,206	38,167	23,068	17,740	19,377	20,520
Bahrein Islands	24,022	7,924	2,384	13,156	23,271	16,562	3,730	1,650	5,111	7,269
Ceylon (*excluding* Maldives)	84,300	114,864	60,401	83,267	76,522	79,521	75,069	35,251	25,893	23,731
Straits Settlements	11,880	11,481	3,824	3,975	3,010	11,456	12,732	3,960	3,231	2,282
Hongkong	352	240	516	410	81,000	300	480	775	927	18,562
Union of South Africa	15,300	14,480	6,017	22,870	1,042	10,000	20,085	7,175	9,529	2,595
Zanzibar and Pemba	10,766	8,416	10,072	6,706	7,651	9,675	7,103	7,775	3,765	3,918
Kenya Colony	109,160	40,227	21,482	10,265	28,526	77,812	26,747	13,020	5,411	15,965
Tanganyika Territory	41,600	26,473	33,500	7,360	8,102	49,955	26,442	31,360	5,610	6,602
Anglo-Egyptian Sudan	13,978	19,642	300	2,286	10,160	11,622	16,962	300	2,150	7,091
Mauritius and Dependencies	10,021	8,648	8,912	3,778	8,742	15,926	8,000	4,025	4,250	6,025
Commonwealth of Australia	5,264	752	621	5,356	3,831	10,361	800	450	7,750	3,700
New Zealand	..	11,818	10,104	..	800	..	9,833	8 282	..	805
Fiji Islands	1,129	2,906	..	4,865	87	2,312	4,720	..	7,897	157
Other British Possessions	5,399	4,898	4,660	3,877	11,687	7,737	8,080	6,020	5,211	14,149
TOTAL BRITISH EMPIRE	448,538	336,252	254,971	286,676	418,194	4,41,938	2,66,520	1,55,359	1,59,785	1,80,312
Germany	26,920	3,584	..	24,040	2	11,102	5,938	..	9,972	2
Muskat Territory and Trucial Oman	62,097	60,858	41,800	48,650	14,680	80,910	46,788	28,094	26,984	21,857
Other Native States in Arabia	213,640	173,553	34,974	50,979	32,926	2,38,583	1,93,746	35,742	37,7 4	33,067
Iraq	11,033	18,530	5,283	1,789	2,659	18,531	16,634	3,528	1,393	2,134

No. 11—*continued*

ARTICLES, AND COUNTRIES OF FINAL DESTINATION; ALSO SHARE OF EACH PROVINCE	QUANTITY					VALUE				
	1929-30	1930-31	1931-32	1932-33	1933-34	1929-30	1930-31	1931-32	1932-33	1933-34
						R	R	R	R	R
Textiles—*continued*										
Cotton—*continued*										
MANUFACTURES—*continued*										
Other sorts of manufactures (III. O)—continued	Lbs.	Lbs.	Lbs.	Lbs.	Lbs.					
Persia	61,370	42,964	7,344	12,076	6,760	67,901	41,810	8,684	6,861	8,...
Borneo (Dutch)	13,440	..	..	..	16,056	12,...	..	..	..	11,...
Siam	388,570	26,440	63,044	19,240	40,132	2,93,360	24,131	63,200	10,...	36,...
Philippines	65	1,584	616	3,082	1,212	1...	2,701	1,150	6,...	1,...
Portuguese East Africa	83,735	42,728	65,193	78,562	80,555	71,660	43,713	66,...	69,...	70,...
Italian East Africa (Somáliland and Eritrea)	27,582	10,816	8,683	11,200	10,078	22,197	7,...	2,...	7,...	11,...
French Somáliland	34,338	20,180	11,106	4,053	11,681	16,805	21,803	10,...	3,...	10,...
United States of America—*Atlantic Coast*	41,848	18,689	46,919	67,966	98,806	63,504	21,709	15,171	52,...	80,...
„ *Pacific* „	10,124	4,914	954	4,824	..	18,...	11,...	1,...	5,...	..
Panama (*including* Panama Canal Zone)	..	880	2,...	3,106	692	..	600	3,...	6,...	9,...
Other Foreign Countries	12,360	9,697	7,...	7,...	16,616	13,...	12,...	10,...	9,...	11,...
TOTAL FOREIGN COUNTRIES	987,122	639,597	289,967	401,892	1,358,933	6,95,253	4,57,...	3,...	2,...	2,90,...
Share of Bengal	*116,185*	*71,275*	*25,...	*36,...	*1,...	*1,...	*66,...	*16,...	*24,...	*1,10,...
„ *Bombay*	*1,134,753*	*457,598*	*402,...	*291,...	*3,...	*11,...	*5,...	*5,...	*3,...	*2,...
„ *Sind*	*183,...	*143,...	*59,...	*99,...	*115,...	*98,...	*1,...	*37,...	*41,...	*50,...
„ *Madras*	*49,637*	*73,...	*63,...	*201,...	*90,...	*24,...	*27,...	*14,...	*20,...	*16,...
„ *Burma*	*506*	*33*	*228*	*6,...	*31,...	*...	*...	*1,...	*1,...	*10,...
TOTAL	1,435,645	775,849	538,989	938,...	1,70...	13,97,191	7,...	6,...	3,...	4,...
Total value of Cotton manufactures (including *Twist and Yarn*)—										
United Kingdom (*including* Channel Islands)	—	—	—	—	—	42,22,...	19,...	17,...	12,...	13,90,...
Gibraltar	—	—	—	—	..	10,000	6,...	3,...	4,...	2,...
Malta and Gozo	—	—	—	—	—	18,741	8,...	5,...	7,...	14,...
Cyprus	—	—	—	—	—	2,64,...	86,...	90,...	1,...	9,...
Palestine	..	—	—	—	—	1,...	1,...	2,...	1,...	1,...
Aden and Dependencies	—	—	—	—	—	47,...	41,...	32,...	17,...	16,...
Bahrein Islands	—	—	—	—	—	16,...	8,...	14,...	8,...	9,...
Maldives	—	—	—	—	—	7,...	8,...	1,...	1,...	1,...
Ceylon (*excluding* Maldives)	—	—	—	—	—	81,...	75,...	70,...	51,...	51,...
Straits Settlements	—	—	—	—	—	1,14,...	66,...	51,...	47,...	30,...
Federated Malay States	—	—	—	—	—	8,...	5,...	3,...	2,...	3,...
Hongkong	—	—	—	—	—	5,...	4,...	4,...	6,...	13,...
Sierra Leone	—	—	—	—	—	17,...	3,...	6,...	1,...	1,...
Nigeria (*including* Pr. Mandated territory of Cameroons	—	—	—	—	—	2,03,...	2,...	2,...	6,...	3,...
Union of South Africa	—	—	—	—	—	6,...	2,...	1,...	91,...	1,...
Zanzibar and Pemba	—	—	—	—	—	13,...	6,...	5,...	2,...	1,...
Kenya Colony	—	—	—	—	—	21,...	12,...	11,...	9,...	9,...
Tanganyika Territory	—	—	—	—	—	24,...	21,...	21,...	3,...	5,...
Anglo-Egyptian Sudan	—	—	—	—	—	9,...	5,...	6,...	6,...	5,...
Mauritius and Dependencies	—	—	—	—	—	8,...	6,...	2,...	1,...	67,...
Seychelles	—	—	—	—	—	1,...	..	..	..	17,...
Canada—										
Atlantic Coast	—	—	—	—	—	1,...	1,...	..	..	1,...
„ *Pacific* „	—	—	—	—	—	..	3,...	1,...	1,...	4,...
Commonwealth of Australia	—	—	—	—	—	46,...	2,...	11,...	1,...	1,...
New Zealand	—	—	—	—	—	21,...	10,...	7,...	4,...	12,...
Fiji Islands	—	—	—	—	—	1,...	5,...	1,...	1,...	1,...
Other British Possessions	—	—	—	—	—	1,...	1,...	2,...	1,...	2,...
TOTAL BRITISH EMPIRE	—	—	—	—	—	4,...	2,...	2,...	1,...	1,...

No. 11—*continued*

ARTICLES, AND COUNTRIES OF FINAL DESTINATION; ALSO SHARE OF EACH PROVINCE	Quantity					Value				
	1929-30	1930-31	1931-32	1932-33	1933-34	1929-30	1930-31	1931-	1932-33	1933-34
						R	R	R	R	R
Textiles—*continued*										
Cotton—*concluded*										
MANUFACTURES—*concluded*										
Total value of Cotton manufactures Including *Twist and Yarn*—continued										
Union of Socialist Soviet Republics—										
Northern	—	—	—	—	—	9,600	..	..	40	..
Southern	—	—	—	—	—	65,080	33,900	22,525	12,875	..
Finland	—	—	—	—	—	7,201	..	..	..	..
Germany	—	—	—	—	—	1,14,392	47,759	457	10,265	20,028
Netherlands	—	—	—	—	—	1,114	2,305	..	300	15,231
France	—	—	—	—	—	2,452	22	3,200	8,359	11 882
Italy (*including* Fiume)	—	—	—	—	—	10,552	16,602	1,000	2,125	3,753
Bulgaria	—	—	—	—	—	2,25,095	71,178	1,92,942	1,09,184	1,08,558
Roumania	—	—	—	—	—	8,637	..	..	..	..
Greece (*including* Crete)	—	—	—	—	—	1,57,101	69,592	9,142	24,758	15 624
Turkey, European	—	—	—	—	—	1,07 916	1,47,456	33,300	32,761	30,136
Turkey, Asiatic	—	—	—	—	—	6,18,308	8,20,043	1,62,128	1,63,939	2,07,878
Syria	—	—	—	—	—	15,35,268	13,70,874	14,43,483	11,24,069	13,79,986
Muskat Territory and Trucial Oman	—	—	—	—	—	10,88,585	7,88,392	8,76,609	4,08,945	5,15,881
Other Native States in Arabia	—	—	—	—	—	20,86,771	12,11,135	10,62,572	9,31,419	6,67,569
Iraq	—	—	—	—	—	48,20,695	35,06,974	44,35,956	17,87,216	12,83,508
Afghanistan	—	—	—	—	—	5,090	8,544	30,480	2,700	1,100
Persia	—	—	—	—	—	80,61,801	69,35,117	86,50,850	38,92,842	41,78,260
Henjam Island	—	—	—	—	—	18,200	17,900	2,000	..	6,000
Sumatra	—	—	—	—	—	21,480	20,560	17,310	46,883	11,385
Java	—	—	—	—	—	13,18,918	12,71,907	12,75,040	10,09,729	3 02,475
Borneo (Dutch)	—	—	—	—	—	14,818	..	..	460	12,296
Celebes and other Islands	—	—	—	—	—	58,499	..	1,250	625	1,593
Siam	—	—	—	—	—	28,43,505	21,92,330	12,95,834	7,38,997	9,86,711
French Indo-China	—	—	—	—	—	64,725	..	..	2,400	9,000
Philippines	—	—	—	—	—	25,051	5,609	1,159	11,139	1,682
China (*exclusive of* Hong-Kong and Macao)	—	—	—	—	—	78,618	26,462	46,959	45,254	29,797
Japan	—	—	—	—	—	7,855	675	42	..	6,328
Egypt	—	—	—	—	—	38,00,656	27,51,539	14,18,917	2,71,319	1,47,622
Tripoli (*including* Libya)	—	—	—	—	—	9,976	357	35,500	23,250	15 300
Tunis	—	—	—	—	—	24,000	..	..	..	..
Portuguese East Africa	—	—	—	—	—	20,24,721	17,48,062	14,51,086	12,71 302	6,03,464
Italian East Africa (Somaliland and Eritrea)	—	—	—	—	—	3,11,350	2,00,266	1,12,705	1,00,504	91,855
French Somaliland	—	—	—	—	—	8,37,790	7,91,087	14,77,541	12,01,815	9,07,953
United States of America—										
Atlantic Coast	—	—	—	—	—	77,406	72,344	81,296	51,919	81,916
„ Pacific „	—	—	—	—	—	18,451	19,292	6,923	5,687	1,200
Guatemala	—	—	—	—	—	24,752	2,775	..	..	..
Panama (*including* Panama Canal Zone)	—	—	—	—	—	..	600	3,975	6,800	976
Other Foreign Countries	—	—	—	—	—	10,076	7,802	7,095	5,851	12,001
TOTAL FOREIGN COUNTRIES	—	—	—	—	—	3 05,97,698	2,36,63,600	2,40,95,267	1,33,00,165	1,17,63,775
Share of Bengal	—	—	—	—	—	*7,74,564*	*1 [illegible],649*	*1,96,841*	*1,33 653*	*1,66 355*
„ *Bombay*	—	—	—	—	—	*6,60,50,502*	*3,38,44,024*	*3,16,50,356*	*1,80 81 525*	*1,64,05,369*
„ *Sind*	—	—	—	—	—	*2,14,806*	*2,09,674*	*2,31,569*	*1 59 865*	*1,72 646*
„ *Madras*	—	—	—	—	—	*2,[illegible]35,226*	*1,79,26,249*	*1,60 [illegible],325*	*1,65,11 [illegible]*	*1,04 92 345*
„ *Burma*	—	—	—	—	—	*1,892*	*2,930*	*4,027*	*2 197*	*25,[illegible]*
TOTAL	—	—	—	—	—	7,18,67,090	5,21,54,426	4,81,83,121	3,29,11,677	2,72 63 100
Total value of Cotton, Raw and Manufactures	—	—	—	—	—	72,79,01,633	51,04,18,942	28 60 02,06[illegible]	23 09 05,78[illegible]	20,70,41,954

No. 11—*continued*

ARTICLES, AND COUNTRIES OF FINAL DESTINATION; ALSO SHARE OF EACH PROVINCE	QUANTITY					VALUE				
	1929-30	1930-31	1931-32	1932-33	1933-34	1929-30	1930-31	1931-32	1932-33	1933-34
Textiles—*continued*						R	R	R	R	R
Flax—	Lbs.	Lbs.	Lbs.	Lbs.	Lbs.					
Raw (II. Q) . . .	..	..	..	..	..	..	..	..	..	..
MANUFACTURES (*including* TWIST AND YARN) (III. T) —										
Ceylon (*excluding* Maldives)	—	—	—	—	—	1,122	2,403	2,865	43	10,008
Other British possessions	—	—	—	—	—	3,527	2,664	2,142	2	1,118
TOTAL BRITISH EMPIRE	—	—	—	—	—	4,649	5,067	5,007	45	11,206
Portuguese East Africa .	—	—	—	—	—	8,250	90	61	96	..
Other Foreign Countries .	—	—	—	—	—	1,170	8,345	1,121	1,324	..
TOTAL FOREIGN COUNTRIES	—	—	—	—	—	9,420	8,935	1,182	1,419	..
Share of Bengal . . .	—	—	—	—	—	*11,166*	*3,480*	*3,330*	*65*	*8,959*
„ *Bombay* . . .	—	—	—	—	—	*733*	*5,149*	*3,004*	*379*	*90*
„ *Sind* . . .	—	—	—	—	—	*1,000*	*60*	*30*	*30*	..
„ *Madras* . . .	—	—	—	—	—	*1,070*	*6,318*	*825*	*1,030*	*8,207*
„ *Burma* . . .	—	—	—	—	—	..	*645*	..	..	..
TOTAL	—	—	—	—	—	14,069	14,002	7,189	1,464	11,206
HABERDASHERY AND MILLINERY—										
Made-up Cotton goods, *e.g.*, quilts, bed covers, counterpanes, etc. (a)— United Kingdom (*including* Channel Islands).	—	—	—	—	—	—	—	—	—	5,278
Other British Possessions .	—	—	—	—	—	—	—	—	—	16,788
TOTAL BRITISH EMPIRE .	—	—	—	—	—	—	—	—	—	22,066
United States of America— *Vid* Atlantic Coast . .	—	—	—	—	—	—	—	—	—	96,864
„ Pacific „ . .	—	—	—	—	—	—	—	—	—	12,048
Other Foreign Countries .	—	—	—	—	—	—	—	—	—	4,597
TOTAL FOREIGN COUNTRIES	—	—	—	—	—	—	—	—	—	1,12,497
Share of Bengal . . .	—	—	—	—	—	—	—	—	—	*501*
„ *Bombay* . . .	—	—	—	—	—	—	—	—	—	*1,14,748*
„ *Sind* . . .	—	—	—	—	—	—	—	—	—	*3,453*
„ *Madras* . . .	—	—	—	—	—	—	—	—	—	*13,713*
TOTAL .	—	—	—	—	—	—	—	—	—	1,34,115
Other sorts—(a) United Kingdom (*including* Channel Islands).	—	—	—	—	—	—	—	—	—	27,731
Aden and Dependencies .	—	—	—	—	—	—	—	—	—	69,[illegible]
Zanzibar and Pemba . .	—	—	—	—	—	—	—	—	—	6,150
Canada— *Vid* Atlantic Coast . .	—	—	—	—	—	—	—	—	—	13,417
„ Pacific „ . .	—	—	—	—	—	—	—		—	488
Other British Possessions .	—	—	—	—	—	—	—	—	—	6,767
TOTAL BRITISH EMPIRE .	—	—	—	—	—	—	—	—	—	1,06,910
Native States in Arabia other than Muscat Territory and Trucial Oman.	—	—	—	—	—	—	—	—	—	7,312
Iraq	—	—	—	—	—	—	—	—	—	6,720
Portuguese East Africa . .	—	—	—	—	—	—	—	—	—	7,070
Italian East Africa (Somaliland and Eritrea).	—	—	—	—	—	—	—	—	—	8,[illegible]
French Somaliland . .	—	—	—	—	—	—	—	—	—	27,150
United States of America— *Vid* Atlantic Coast . .	—	—	—	—	—	—	—	—	—	94,126
Other Foreign Countries .	—	—	—	—	—	—	—	—	—	9,[illegible]
TOTAL FOREIGN COUNTRIES	—	—	—	—	—	—	—	—	—	1,[illegible]

(a) [illegible]

No. 11—*continued*

ARTICLES, AND COUNTRIES OF FINAL DESTINATION; ALSO SHARE OF EACH PROVINCE	QUANTITY					VALUE				
	1929-30	1930-31	1931-32	1932-33	1933-34	1929-30	1930-31	1931-32	1932-33	1933-34
Textiles—*continued*						R	R	R	R	R
HABERDASHERY AND MILLINERY—*contd.*										
Other sorts—*contd.* (a).										
Share of Bengal	—	—	—	—	—	—	—	—	—	*1,191*
,, *Bombay*	—	—	—	—	—	—	—	—	—	*2,51,500*
,, *Sind*	—	—	—	—	—	—	—	—	—	*13,600*
,, *Madras*	—	—	—	—	—	—	—	—	—	*1,769*
,, *Burma*	—	—	—	—	—	—	—	—	—	*112*
TOTAL	—	—	—	—	—	—	—	—	—	2,68,267
Haberdashery and Millinery (III. T)—										
United Kingdom (*including* Channel Islands)	—	—	—	—	—	3,25,208	1,00,516	35,768	41,546	33,004
Aden and Dependencies	—	—	—	—	—	89,954	95,478	48,367	58,610	49,385
Ceylon (*excluding* Maldives)	—	—	—	—	—	42,387	16,924	11,808	6,205	4,808
Straits Settlements	—	—	—	—	—	14,045	3,712	1,811	1,155	248
Union of South Africa	—	—	—	—	—	8,277	1,374	1,635	52	1,190
Zanzibar and Pemba	—	—	—	—	—	21,112	19,880	17,570	5,897	7,800
Kenya Colony	—	—	—	—	—	20,512	16,279	14,007	15,660	8,732
Tanganyika Territory	—	—	—	—	—	4,955	5,785	1,415	3,483	5,966
Canada—										
Via Atlantic Coast	—	—	—	—	—	8,036	4,890	4,262	7,562	16,817
,, Pacific ,,	—	—	—	—	—	4,400	3,050	..	524	510
Commonwealth of Australia	—	—	—	—	—	13,932	600	..	606	487
Other British Possessions	—	—	—	—	—	14,304	14,432	12,941	15,022	4,010
TOTAL BRITISH EMPIRE	—	—	—	—	—	5,67,122	2,36,815	1,48,374	1,52,847	1,37,958
Native States in Arabia *other than* Maskat territory, etc.	—	—	—	—	—	7,072	8,008	5,550	5,760	7,312
Iraq	—	—	—	—	—	21,380	1,300	5,195	5,082	6,395
Persia	—	—	—	—	—	2,180	9,256	391	733	2,980
Java	—	—	—	—	—	12,020	4,907	2,355	1,268	545
Siam	—	—	—	—	—	1,49,436	76,120	14,126	25	..
Portuguese East Africa	—	—	—	—	—	32,260	24,969	14,954	17,501	8,871
Italian East Africa (Somaliland and Eritrea)	—	—	—	—	—	1,66	6,775	6,075	14,120	9,700
French Somaliland	—	—	—	—	—	11,200	9,350	46,066	23,500	27,350
United States of America—										
Via Atlantic Coast	—	—	—	—	—	2,44,778	1,54,002	60,480	1,97,280	1,92,020
,, Pacific ,,	—	—	—	—	—	17,172	5,726	380	27	12,046
Other Foreign Countries	—	—	—	—	—	16,395	12,066	12,074	9,077	7,785
TOTAL FOREIGN COUNTRIES	—	—	—	—	—	5,25,647	3,43,379	1,67,536	2,76,373	2,74,854
Share of Bengal	—	—	—	—	—	*20,367*	*9,445*	*1,320*	*2,899*	*1,790*
,, *Bombay*	—	—	—	—	—	*9,82,260*	*5,67,627*	*2,96,772*	*3,98,812*	*3,68,362*
,, *Sind*	—	—	—	—	—	*32,237*	*27,356*	*21,057*	*11,251*	*17,983*
,, *Madras*	—	—	—	—	—	*54,985*	*23,415*	*15,373*	*13,573*	*15,675*
,, *Burma*	—	—	—	—	—	*2,917*	*2,276*	*1,338*	*675*	*112*
TOTAL	—	—	—	—	—	10,92,769	6,30,194	3,15,910	4,27,210	4,02,880
Hemp (*chiefly* sann)—										
Raw (II. Q)—	Cwts.	Cwts.	Cwts.	Cwts.	Cwts.					
United Kingdom (*including* Channel Islands)	72,799	38,449	32,305	79,920	85,081	11,94,182	4,71,152	2,86,500	9,46,900	8,28,620
Palestine	..	..	..	368	..	..	..	..	5,150	..
Ceylon (*excluding* Maldives)	532	357	116	146	155	7,607	5,103	1,380	2,096	2,127
Other British Possessions	51	76	173	194	395	1,255	1,590	2,386	2,025	3,575
TOTAL BRITISH EMPIRE	73,382	38,882	32,594	80,628	85,631	12,03,044	4,77,745	3,00,446	9,56,171	8,34,322

No. 11—*continued*

ARTICLES, AND COUNTRIES OF FINAL DESTINATION, ALSO SHARE OF EACH PROVINCE	QUANTITY					VALUE				
	1929-30	1930-31	1931-32	1932-33	1933-34	1929-30	1930-31	1931-32	1932-33	1933-34
						R	R	R	R	R
Textiles—*continued*										
Hemp (*chiefly* sann)—*continued*										
Raw (II. Q)—continued	Cwts.	Cwts.	Cwts.	Cwts.	Cwts.					
U. S. S. R.—										
Northern .	1,189	906	277	891	662	33,250	19,750	8 06	5,400	9,060
Finland	262	..		143	529	6,500	..	..	2,350	8,960
Sweden	6,790	5,026	5,700	5,852	6,613	1,[illegible]2,488	63,[illegible]0	66,89[illegible]	78,730	87,848
Norway	200	812	105	207	878	3,200	10,000	1,200	2,5[illegible]	9,575
Denmark	6,621	10,421	7,924	12,724	9 014	1,03,574	1,31,861	94,438	1,35,[illegible]20	8[illegible],866
Germany . . .	61,997	10,961	14,755	56,486	65,662	9,61,942	2,[illegible]8,96[illegible]	1,[illegible]0,17[illegible]	6 08,038	8,02,872
Netherlands . . .	231	..	..	146	1,018	3,240	..	..	2,700	16,075
Belgium	160,63[illegible]	151,030	116,616	41,6[illegible]9	110,645	27,63,[illegible]05	19 79 789	14,83 766	5,06,076	11,31,968
France	20,068	21,956	3 094	9,5[illegible]2	20,029	3,23,47[illegible]	2,91 764	3[illegible],700	1,04,108	1,76,448
Spain	2,118	2,571	474	754	89	39,850	44 67[illegible]	6,[illegible]0[illegible]	8,754	750
Portugal	3,135	4,369	3,394	6,041	4,878	57,02[illegible]	72,616	50,252	63,3[illegible]2	54,808
Italy (*including* ume) .	20,381	6,454	8,431	25,070	20,941	4,14,[illegible]6[illegible]	90,82[illegible]	9[illegible],[illegible]70	3 02,760	2,44,847
Bulgaria . . .	900	1,718	..	..	..	18,180	26,86[illegible]	..	..	..
Yugo-Slavia (Kingdom of the Serbs-Croats and Slovenes)	711	..	..	..	..	18,000	..	..	..	..
Greece (*including* Crete) .	21,700	21,210	13 082	31,424	35,81[illegible]	3,22,011	2,75,8[illegible]1	1,51,0[illegible]	3,8[illegible],1[illegible]9	3,63,880
Muskat Territory and Trucial Oman . .	2,396	2,39[illegible]	2,790	2,212	1,547	47,091	46 339	76,813	23,3[illegible]8	18 618
Other Native States in Arabia	502	702	903	1,108	634	13,781	10 175	13,610	11,193	7,975
Persia	174	251	36	128	..	6,071	7 86[illegible]	948	2,[illegible]00	..
United States of America—										
Via Atlantic Coast . .	22,746	9,042	13 859	8 535	12 819	4,[illegible]8,386	97,030	1,16,430	66,744	1,02,120
,, Pacific ,, . .	..	..	214	..	..	..	..	2,1[illegible]0	..	..
Other Foreign Countries .	141	150	158	209	270	1,870	1,530	2,1[illegible]0	2 010	3,260
TOTAL FOREIGN COUNTRIES	3[illegible],577	25[illegible],269	191,000	200,851	322,29[illegible]	56,80,[illegible]10	54 62 598	23,29,1[illegible]4	22,6[illegible],0[illegible]7	27,74,884
Share of Bengal . . .	*315 689*	*225,[illegible]25*	*151,111*	*201,650*	*297,618*	*47,19,48[illegible]*	*39 06 315*	*19 61 696*	*21,49,841*	*26,07,363*
,, *Bombay* . . .	*103,572*	*62,514*	*62,456*	*76,538*	*86,46[illegible]*	*18 66 387*	*9,35 497*	*7,34,913*	*9,19,670*	*11 06 168*
,, *Sind* . . .	..	..	*75*	..	..	..	..	*1,[illegible]09*	..	..
,, *Madras* . . .	*15,68[illegible]*	*5,282*	*3,[illegible]73*	*2,853*	*3,61[illegible]*	*1,63,811*	*68,[illegible]31*	*37,[illegible]04*	*27,631*	*34 778*
,, *Burma* . . .	..	..	..	..	..	..	..	..	..	..
TOTAL .	434,[illegible]50	293,151	223,v04	2[illegible]0,879	3,87,[illegible]3	6[illegible],73,[illegible]63	8[illegible],80,344	28 89 573	31,16,[illegible]18	36 09 786
anufactures (excluding ***ordage***) (III. T)—										
TOTAL BRITISH EMPIRE	—	—	—	—	—	6 [illegible]12	4,841	1 [illegible]7	1 [illegible]86	1,187
TOTAL FOREIGN COUNTRIES	—	—	—	—	--	*60*	*286*	..	..	..
Share of Bengal . . .	—	—	—	—	—	..	*60*	*1[illegible]6*	..	*190*
,, *Bombay* . . .	—	—	—	—	—	*300*	..	*60*	..	*78*
,, *Sind* . . .	—	—	—	—	—	..	..	..	..	*318*
,, *Madras* . . .	—	—	—	—	—	*6,[illegible]18*	*6,[illegible]41*	*[illegible]37*	*1,[illegible]89*	*810*
,, *Burma* . . .	—	—	—	—	—	*60*	*60[illegible]*	*71*		..
TOTAL .	—	—	—	—	—	6,[illegible]62	6,646	[illegible],877	1 [illegible]86	1,187
tal value of Hemp, Raw and Manufactures . .	—	—	—	—	—	[illegible]8 [illegible]7 [illegible]3	30 31 [illegible]80	26, 1 [illegible]6[illegible]	[illegible]7,17,[illegible]36	16 [illegible]2 [illegible]89
Jute—										
Raw (II. N)—	T[illegible]	T[illegible]	T[illegible]	T[illegible]	T[illegible]					
United Kingdom (*including* Channel Islands) . .	164,[illegible]51	[illegible]07 [illegible]00	134,6[illegible]7	129,5[illegible]2	1 [illegible]7,1[illegible]3	[illegible] [illegible]1,[illegible]12	2,[illegible]2,34,[illegible]40	1,[illegible]5,[illegible]0[illegible]	2,34,[illegible]5,[illegible]07	[illegible],[illegible]1,[illegible]68
Hongkong	1,819	760	2 [illegible]65	2,[illegible]46	1,[illegible]54	1 [illegible]1,[illegible]78	[illegible],[illegible]5,[illegible]00	[illegible],[illegible]6,[illegible]	[illegible],[illegible]6,[illegible]5	[illegible],[illegible]8,[illegible]00
Commonwealth of Australia	486	[illegible]44	[illegible],[illegible]46	1,[illegible]41	[illegible]46	1 [illegible]1,[illegible]34	1 1[illegible],[illegible]81	[illegible],[illegible]29,[illegible]19	[illegible],[illegible]1,[illegible]34	1 [illegible]6,[illegible]15
New Zealand . .	67	[illegible]8	4	29	7	14,[illegible]31	8 [illegible]65	[illegible],[illegible]96[illegible]	[illegible],[illegible]0[illegible]	1,[illegible]61
Other British Possessions .	..	2	4	..	..	[illegible]42	1 [illegible]51	[illegible]6[illegible]	134	..
TOTAL BRITISH EMPIRE	167,[illegible]13	10[illegible],[illegible]61	1[illegible],[illegible]2	134,637	1 [illegible],[illegible]74	[illegible],[illegible]4,[illegible]0[illegible]	2 [illegible]1,[illegible]3[illegible]	2 [illegible],[illegible]3,[illegible]4[illegible]	[illegible],[illegible]1,[illegible]7[illegible]	[illegible],[illegible]1,[illegible]06

No. 11—*continued*

ARTICLES, AND COUNTRIES OF FINAL DESTINATION; ALSO SHARE OF EACH PROVINCE	QUANTITY					VALUE				
	1929-30	1930-31	1931-32	1932-33	1933-34	1929-30	1930-31	1931-32	1932-33	1933-34
Textiles—*continued*						R	R	R	R	R
Jute—*continued*										
Raw (II. N)—contd.	Tons	Tons	Tons	Tons	Tons					
Union of Socialist Soviet Republics—										
U. S. S. R.—Northern	..	..	530	..	..	..	..	90,402	..	..
Southern	356	1,461	2,481	112	390	1,85,982	2,81,580	4,20,021	18,879	53,592
Pacific Ports (in Asia)	143	354	..	..	..	40,000	1,18,980	..	..	..
Finland	..	45	..	..	..	..	7,440	..	..	..
Sweden	397	369	691	3,180	5,435	1,26,336	75,715	1,28,391	5,47,784	8,28,784
Norway	310	624	490	1,091	990	96,414	1,32,005	99,880	1,70,486	1,41,518
Denmark	..	49	511	488	917	..	15,500	61,470	63,730	1,06,671
Poland (*including* Dantzig)	..	..	45	1,292	1,765	..	..	9,500	2,23,056	2,54,199
Germany	216,467	168,976	130,853	121,710	1,65,411	7,40,63,511	3,50,45,783	2,43,68,769	2,11,70,530	2,42,04,644
Netherlands	21,630	19,456	12,076	21,974	33,616	71,92,181	40,33,979	21,66,484	37,34,127	47,58,513
Belgium	46,298	47,015	45,869	40,678	55,935	1,54,36,564	99,32,878	84,13,007	70,71,720	83,11,857
France	106,473	89,268	51,809	68,914	83,066	3,61,64,575	1,84,65,451	99,34,143	1,15,57,291	1,34,62,522
Spain	44,720	33,020	35,621	42,311	35,625	1,54,00,224	69,24,516	68,81,082	71,84,514	50,77,195
Portugal (*including* Azores and Madeira)	771	803	2,778	2,735	1,027	2,83,471	2,01,407	5,57,048	4,14,340	1,47,448
Italy (*including* Fiume)	54,902	42,213	44,125	37,465	65,076	1,89,74,082	92,29,188	86,14,553	66,03,697	95,61,450
Czecho-Slovakia	..	..	..	..	89	..	..	..	..	13,000
Roumania	..	..	10	826	2,116	..	..	2,240	1,30,771	3,05,941
Greece (*including* Crete)	1,909	1,219	1,402	1,595	1,705	6,63,520	2,67,578	2,83,901	2,67,890	2,76,099
Formosa	630	265	716	307	315	1,40,350	39,490	1,23,550	49,200	42 050
Java	..	..	178	..	..	..	48	29,880	..	..
China (*exclusive* of Hong-kong and Macao)	6,083	7,040	6,621	6,787	7,063	13,24,028	12,96,797	12,03,582	9,97,575	9,81,442
Japan	16,007	6,140	9,019	14,402	17,345	44,16,670	11,67,007	17,46,784	22,73,474	23,53,434
Egypt	15,742	15,047	8,844	5,401	6,490	55,83,992	31,19,281	14,71,194	8,76,709	12,18,010
United States of America—										
Vid Atlantic Coast	77,664	51,223	47,207	33,564	49,952	2,45,96,863	99,64,974	87,22,839	64,30,363	72,50,509
„ Pacific „	1,723	1,637	1,903	2,785	1,749	6,20,168	4,83,849	4,00,393	4,39,830	2,94,000
Cuba	522	620	143	54	80	1,77,833	1,50,401	28,730	12,000	10,500
Mexico	2,146	1,472	536	134	285	7,82,065	3,57,000	92,963	25,760	46,501
Dutch Guiana	..	..	54	..	..	..	..	12,000	..	..
Brazil	18,314	15,098	15,660	13,287	19,033	68,20,532	37,80,002	30,79,837	26,42,209	32,87,341
Uruguay	508	668	549	703	621	1,54,080	1,09,875	84,492	1,03,935	71,111
Argentine Republic (*including* the Atlantic Coast of Patagonia)	5,851	5,852	6,957	7,141	8,511	16,07,899	10,11,697	11,00,823	10,21,110	10,73,745
Chile (*including* the Pacific Coast of Patagonia)	149	10	..	..	440	44,982	1,064	..	..	71,130
Other Foreign Countries	..	..	1	..	9	..	18	550	..	1,440
TOTAL FOREIGN COUNTRIES	630,669	510,544	428,646	428,628	566,674	21,53,37,253	10,62,13,577	8,01,33,013	7,40,39,582	8,32,04,541
Share of Bengal	*503,126*	*618,100*	*581,653*	*561,609*	*744,163*	*27,06,02,206*	*12,35,47,644*	*12,15,13,637*	*9,70,91,810*	*10,86,55,796*
„ *Bombay*	*1*	*2*	*27*	..	..	*300*	*1,000*	*660*	..	..
„ *Madras*	*3,158*	*1,603*	*1,938*	*1,456*	*4,005*	*11,24,945*	*5,97,787*	*3,61,271*	*2,21,449*	*6,30,911*
„ *Burma*	..	..	..	..	..	*336*	*263*	*115*	*110*	..
TOTAL	806,884	619,705	856,618	863,063	745,168	27,17,37,585	12,68,46,694	11,16,80,623	9,73,03,369	10,98,26,707
Twist and Yarn (II. Q)—	Lbs.	Lbs.	Lbs.	Lbs.	Lbs.					
United Kingdom (*including* Channel Islands)	298,411	62,037	49,951	24,564	23,520	68,427	12,790	7,649	4,648	3,255
Straits Settlements	117,606	60,052	81,304	72,760	91,504	27,270	10,930	4,515	8 248	9,587
Hongkong	..	..	335,50	1,792	3,850	..	..	43,766	448	582
Union of South Africa	228,545	194,959	218,172	215,536	225,474	48,992	38,034	32,991	30,129	33,809
Commonwealth of Australia	13,248	7,726	..	61,212	51,988	2,054	2,115	..	9,053	7,358
Other British Possessions	7,491	12,430	2,480	7,889	12,300	1,844	5,168	1,840	1,443	1,766
TOTAL BRITISH EMPIRE	665,301	337,254	637,407	383,753	408,636	1,16,587	69,066	90,171	53,996	56,197

No. 11—*continued*

ARTICLES, AND COUNTRIES OF FINAL DESTINATION; ALSO SHARE OF EACH PROVINCE	QUANTITY					VALUE				
	1929-30	1930-31	1931-32	1932-33	1933-34	1929-30	1930-31	1931-32	1932-33	1933-34
Textiles—*continued*										
Jute—*continued*										
Twist and Yarn (III. Q)—contd.	Lbs.	Lbs.	Lbs.	Lbs.	Lbs.	R	R	R	R	R
Belgium	33,600	..	..	..	21,980	3,114	..	..	..	1,270
Java	22,452	67,110	..	..	..	4,007	12,277	..	..	..
China (*exclusive* of Hongkong and Macao)	64,607	..	2,238	1,675	2,808	12,488	..	540	420	501
Japan	..	..	182,240	..	..	..	..	18,[illegible]	..	..
Portuguese East Africa	256,928	177,700	266,670	259,502	252,040	55,577	30,901	38,164	32,[illegible]	30,078
Brazil	..	..	..	112,000	67,200	..	..	..	13,[illegible]	8,440
Uruguay	165,760	188,800	234,840	207,820	149,980	30,180	32,993	29,[illegible]	20,[illegible]	14,128
Argentine Republic (*including* the Atlantic Coast of Patagonia)	4,615,110	6,274,874	7,246,608	7,322,042	8,008,980	[illegible],58,078	10,25,815	9,42,[illegible]	7,81,781	8,[illegible],348
Chile (*including* the Pacific Coast of Patagonia)	66,752	152,320	70,784	..	..	12,088	24,960	9,42[illegible]	..	..
Peru	117,960	43,152	31,528	13,008	138,168	27,708	9,020	4,080	2,[illegible]05	13,966
Other Foreign Countries	560	..	26,680	50,450	78,534	287	..	3,[illegible]35	5,[illegible]52	8,870
TOTAL FOREIGN COUNTRIES	5,343,809	7,008,456	8,081,594	8,027,286	8,409,467	1[illegible],09,740	11,45,046	10,45,081	8,27,[illegible]08	8,[illegible],[illegible]18
Share of Bengal	*6,909,110*	*7,240,710*	*8,666,577*	*8,411,039*	*6,818,103*	*11,48,337*	*12,18,031*	*11,[illegible],[illegible]18*	*8,91,[illegible]69*	*6,91,710*
" *Bombay*	..	..	*2,424*	..	..	..	..	*1,[illegible]08*	..	..
TOTAL	6,909,110	7,240,710	8,669,001	8,411,039	6,818,103	11,48,337	12,18,031	11,[illegible],[illegible]2	8,91,[illegible]69	6,91,710
MANUFACTURES—										
Canvas (III. Q)—	Yards	Yards	Yards	Yards	Yards					
TOTAL BRITISH EMPIRE	1,512	836	40	12,220	10,190	711	1,[illegible]66	80	5,[illegible]22	2,[illegible]44
Argentine Republic (*including* the Atlantic Coast of Patagonia)	..	..	..	50,000	..	..	..	..	12,[illegible]01	..
Other Foreign Countries	4,824	208	700	11,118	4,873	2,[illegible]52	937	340	3,[illegible]33	2,[illegible]40
TOTAL FOREIGN COUNTRIES	4,824	208	700	61,118	4,873	2,[illegible]52	937	340	15,[illegible]54	2,[illegible]40
Share of Bengal	*5,832*	*404*	*60*	*60,668*	*9,561*	*2,763*	*1,[illegible]16*	*80*	*16,[illegible]19*	*2,[illegible]88*
" *Bombay*	*504*	*640*	..	*11,710*	*1,311*	*300*	*1,[illegible]67*	..	*4,[illegible]80*	*834*
" *Sind*	..	..	*700*	*1,100*	*4,176*	..	..	*240*	*680*	*2,[illegible]76*
" *Madras*	..	..	..	*80*	*46*	..	..	..	*80*	*86*
TOTAL	6,336	1,044	760	73,438	15,093	3,063	3,[illegible]08	600	20,[illegible]79	5,[illegible]96
Sacking gunny bags (III. Q)—	No.	No.	No.	No.	No.					
United Kingdom (*including* Channel Islands)	29,416,676	19,180,876	18,[illegible],[illegible]30	19,968,732	18,071,[illegible]43	1,[illegible],[illegible],[illegible]03	67,[illegible],[illegible]67	[illegible],[illegible],[illegible]81	[illegible],[illegible],[illegible]70	[illegible],[illegible],[illegible]00
Cyprus	477,300	67,[illegible]00	223,700	192,[illegible]10	149,207	3,[illegible],[illegible]84	13,[illegible]00	[illegible],[illegible]51	[illegible],[illegible]53	[illegible],[illegible]47
Palestine	26,[illegible]08	19,[illegible]40	237,100	78,000	[illegible],[illegible]00	3,[illegible]16	13,[illegible]60	[illegible],[illegible]00	[illegible],[illegible]00	[illegible],[illegible]60
Aden and Dependencies	230,400	119,000	245,760	196,012	[illegible],[illegible]00	1,32,[illegible]67	60,[illegible]75	[illegible],[illegible]81	[illegible],[illegible]48	[illegible],[illegible]71
Bahrein Islands	21,721	9,[illegible]00	2,[illegible]80	18,[illegible]00	7,[illegible]40	[illegible],[illegible]36	[illegible],[illegible]48	[illegible]44	[illegible],[illegible]00	[illegible],[illegible]40
Ceylon (excluding Maldives)	1,730,004	1,819,[illegible]11	1,[illegible],[illegible]68	[illegible]26,[illegible]40	[illegible]7[illegible],[illegible]44	[illegible],[illegible],[illegible]60	[illegible],[illegible],[illegible]20	[illegible],[illegible],[illegible]46	[illegible],[illegible],[illegible]18	[illegible],[illegible],[illegible]12
Straits Settlements	13,[illegible],[illegible]08	11,[illegible],[illegible]46	13,[illegible],[illegible]80	14,[illegible],[illegible]00	14,[illegible],[illegible]10	[illegible]3 32,[illegible]10	[illegible],[illegible],[illegible]97	[illegible],[illegible],[illegible]41	[illegible],[illegible],[illegible]61	[illegible],[illegible],[illegible]67
Federated Malay States	72,[illegible]60	1,[illegible]00	..	[illegible]8,[illegible]00	[illegible],[illegible]00	[illegible]1,[illegible]14	1,[illegible]00	..	[illegible],[illegible]10	[illegible],[illegible]70
British Borneo	..	[illegible]5,[illegible]00	[illegible]8,[illegible]00	[illegible]7,[illegible]00	..	..	[illegible],[illegible]00	[illegible],[illegible]10	[illegible],[illegible]80	..
Hongkong	[illegible],[illegible],[illegible]00	[illegible]7,[illegible],[illegible]00	[illegible],[illegible],[illegible]80	[illegible],[illegible],[illegible]80	[illegible],[illegible],[illegible]80	[illegible],[illegible],[illegible]02	[illegible],[illegible],[illegible]12	[illegible],[illegible],[illegible]86	[illegible],[illegible],[illegible]14	[illegible],[illegible],[illegible]37
Gambia	12,[illegible]00	7,[illegible]00	[illegible]0,[illegible]00	[illegible]0,[illegible]00	[illegible]04,[illegible]00	7,[illegible]02	[illegible],[illegible]34	[illegible],[illegible]00	[illegible],[illegible]00	76,776
Gold Coast (*including* British Mandated Territory of Togoland)	[illegible]54,[illegible]20	[illegible],[illegible]09,[illegible]02	[illegible],[illegible]72[illegible],[illegible]00	[illegible],[illegible]77,[illegible]50	[illegible],[illegible]18,[illegible]80	[illegible],[illegible],[illegible]02	[illegible],[illegible],[illegible]10	[illegible],[illegible],[illegible]78	[illegible],[illegible],[illegible]41	[illegible],[illegible],[illegible]00
Sierra Leone	77,[illegible]00	[illegible]2,[illegible]00	[illegible]6,[illegible]00	[illegible]22,[illegible]00	[illegible]36,[illegible]00	[illegible]8,[illegible]42	[illegible]7,[illegible]00	[illegible],[illegible]50	[illegible],[illegible]16	[illegible],[illegible],[illegible]78
Nigeria (*including* British Mandated Territory of Cameroons)	[illegible]4,[illegible]00	[illegible],[illegible]84,[illegible]00	[illegible],[illegible],[illegible]00	[illegible],[illegible],[illegible]40	[illegible],[illegible],[illegible]50	[illegible],[illegible]15	[illegible],[illegible],[illegible]46	[illegible],[illegible],[illegible]16	[illegible],[illegible],[illegible]04	[illegible],[illegible],[illegible]46
Protectorate of South-West Africa	[illegible],[illegible]00	[illegible]1,[illegible]00	..	..	..	[illegible],[illegible]44	[illegible],[illegible]07	..	..	..
Union of South Africa	[illegible],[illegible],[illegible]74	[illegible],[illegible],[illegible]79	[illegible],[illegible],[illegible]47	[illegible],[illegible],[illegible]44	[illegible],[illegible],[illegible]50	[illegible],[illegible],[illegible]40	[illegible],[illegible],[illegible]41	[illegible],[illegible],[illegible]41	[illegible],[illegible],[illegible]16	[illegible],[illegible],[illegible]48
Zanzibar and Pemba	[illegible],[illegible]20	[illegible],[illegible],[illegible]60	[illegible],[illegible]00	[illegible],[illegible],[illegible]60	[illegible],[illegible],[illegible]00	[illegible],[illegible],[illegible]00	[illegible],[illegible],[illegible]37	[illegible],[illegible],[illegible]00	[illegible],[illegible],[illegible]72	[illegible],[illegible],[illegible]02

No. 11—*continued*

ARTICLES, AND COUNTRIES OF FINAL DESTINATION ALSO SHARE OF EACH PROVINCE	QUANTITY					VALUE				
	1929-30	1930-31	1931-32	1932-33	1933-34	1929-30	1930-31	1931-32	1932-33	1933-34
Textiles—*continued*										
Jute—*continued*						R	R	R	R	R
MANUFACTURES—*continued* *Hessian and sacking gunny bags* (III. Q)—continued	No.	No.	No.	No.	No.					
Kenya Colony	5,472,422	5,114,179	3,134,048	5,646,223	4,874,850	22,21,517	17,16,719	9,37,839	15,21,160	11,58,606
Tanganyika Territory	626,700	602,450	337,400	430,900	781,400	2,36,533	1,79,102	84,338	95,224	1,61,787
Anglo-Egyptian Sudan	3,011,140	1,330,300	1,347,550	1,830,800	2,508,250	13,40,198	5,57,521	4,43,421	5,42,800	7,94,295
Mauritius and Dependencies	3,662,100	3,838,812	2,019,183	2,514,024	3,225,900	16,81,890	12,97,587	7,57,555	9,40,900	8,06,864
Seychelles	62,100	41,700	20,600	40,650	52,500	26,065	15,360	8,450	14,650	13,278
Canada— *Via* Atlantic Coast	..	..	64,000	62,600	22,850	..	..	18,019	18,225	5,716
,, Pacific ,,	256,700	205,200	160,000	284,000	2,000	60,605	60,400	48,000	75,732	500
British West India Islands (*excluding* Bahamas)	3,483,014	2,937,140	3,291,954	3,444,537	4,532,600	16,45,902	11,93,857	11,25,314	11,08,251	12,65,907
British Honduras	..	8,000	11,200	20,000	87,200	..	3,120	3,356	6,800	25,524
British Guiana	1,333,200	1,390,800	1,464,000	1,833,800	2,075,306	5,01,082	4,58,575	4,08,375	5,81,075	4,79,890
Commonwealth of Australia	61,549,789	80,155,158	63,171,006	91,008,653	70,027,766	3,14,47,861	3,03,05,144	2,04,20,585	2,77,08,510	1,95,42,307
Territory of Papua	352,000	354,000	62',500	1,046,550	898,000	1,32,675	1,12,198	1,83,370	3,02,358	2,14,559
New Zealand	9,483,250	10,168,550	5,414,825	5,120,709	7,501,550	50,29,657	41,03,812	19,57,740	22,24 175	26,15,769
Fiji Islands	417,900	9,000	198,000	239,500	260,000	1,52,091	2,850	55,470	70,257	69,641
Other British Possessions	14,200	4,800	20,500	15,000	30,000	4,040	1,620	5,842	5,919	4,900
TOTAL BRITISH EMPIRE	195,245,300	179,256,632	166,989,804	186,703,204	172,077,232	9,05,10,125	6,60,25,111	5,19,29,365	5,81,40,308	4,64,96,463
Union of Socialist Soviet Republics—										
Southern	..	6,000	24,800	244,800	903,500	..	2,160	6,915	50,472	2,05,872
Pacific Ports (in Asia)	837,600	2,965,200	10,783,600	5,904,100	..	3,80,720	8,10,700	29,96,380	15,23,666	..
Norway	192,000	536,100	..	5,000	176,000	73,442	1,89 235	..	3,000	32,450
Denmark	1,650,113	985,200	377,800	74,000	145,200	5,29,326	2,93,395	86,160	21,380	33,942
Germany	2,404,975	1,756,591	1,422,800	2,623,148	1,507,000	9,80,606	6,46,914	4,51,215	8,17,771	4,15,318
Netherlands	1,475,100	1,997,700	788,800	1,153,800	1,565,200	5,68,187	5,56,620	2,01,519	2,80,004	3,51,064
Belgium	12,491,400	11,965,547	6,641,200	6,709,700	9,118,400	37,77,274	28,39,903	14,50,698	14,50,598	19,77,501
France	2,064,427	1,003,500	748,786	685,102	670,175	7,32,314	3,10,687	1,85,999	1,83,532	1,65,806
Spain	..	50,400	..	..	..	..	8,694	..	..	..
Italy (*including* Fiume)	46,500	105,000	180,000	110,000	134,000	21,925	27,612	33,150	19,350	24,175
Yugo-Slavia (Kingdom of the Serbs, Croats, and Slovenes)	330,000	..	..	..	..	98,925	..	..	..	..
Bulgaria	44,000	16,100	69,400	43,800	54,000	18,600	6,923	17,805	12,541	13,190
Roumania	1,017,616	381,446	487,900	465,800	630,086	3,63,040	1,37,059	1,33,386	1,32,288	1,60,469
Greece (*excluding* Crete)	2,741,200	2,988,650	3,421,900	1,141,200	1 670,050	14,33,442	11,17,402	11,11,918	2,93,643	3,57,336
Turkey, European	675,350	688 950	956,307	2,126,693	2,617 770	3,77,233	2,19,434	2 03,525	7,53,909	7,94,581
Turkey, Asiatic	2,101,675	1,885,362	1,729,437	3,511,915	3,865,517	11,03 789	5 99,531	5,63,266	11,62,795	10,91,638
Syria	163,600	68,700	261,300	46,000	55,750	56,918	28,202	84,796	15,792	15,390
Armenia	11,000	22,950	23,600	70,052	8,000	8,489	11,416	8,123	35,545	2,200
Muskat Territory and Trucial Oman	82,845	51,110	151,250	157,675	110,045	35,772	18,492	45,705	39,165	30,475
Other Native States in Arabia	24,566	13,208	132	3,080	10 730	13,680	4,990	62	694	3,155
Iraq	1,576,774	1,365,630	1,214,544	856,864	1,091,567	7,70,016	5 86,699	4,75,214	2,55,337	2,92,228
Persia	416,771	128,990	329,497	227,510	393 100	1,86,860	50,438	1,14,398	66,635	90,831
Sumatra	832,200	579,800	433,800	709,000	617 900	3,10,595	1,86,685	1,12,413	2,06,385	1,47,958
Java	37,011,200	41,374,730	29,244,250	13,402,703	12,630,450	1,66,90,418	1,58,61,018	94,98,778	40,84,112	33 65,706
Borneo (Dutch)	702,300	155,200	53,500	338,000	502 600	2,90,359	51,078	17,475	83,235	1,15,256
Celebes and other Islands	2,607,600	2,000,000	1,052,900	1,272,400	2 602 000	9,92 435	6,17,283	2,91,608	3,61,613	6,28,347
Siam	10,461,600	8,998,100	6 027,200	11,515,300	12,670,800	43 98,855	14,17,400	18,21,246	30,94,656	30,45,619
French India-China	12,020,000	5,271,800	4,671,700	8,545,217	7,402,100	51,09,988	16,89,056	12,84,756	22,38,467	16 79,592
Philippines	564,600	125,800	65,000	212,000	71 200	1,75,747	28,790	18,862	38,400	1 177
Formosa	3,992,450	3,255,650	3,389,600	2 701,200	1,350,0 0	17,92,560	11,12,524	10 16,264	7,44 712	3,52,955
China (*exclusive* of Hong-kong and Macao)	4,264,000	1,234,400	1,714,100	496,000	606,500	17,81,281	4,30,405	4,02,524	1,05,550	1,31 158
Japan	15,191,947	5,085,000	4,269,000	9 026,200	5,790,100	62,70,0 53	16,64,100	11,98,838	22,20 814	13 00,231
Egypt	10,137,550	8,589,550	8,135 015	6,183,800	9,353 500	42,09,559	31,78,649	25,09,792	18,61,467	26,46,010

No. 11—*continued*

ARTICLES, AND COUNTRIES OF FINAL DESTINATION; ALSO SHARE OF EACH PROVINCE	Quantity					Value				
	1929-30	1930-31	1931-32	1932-33	1933-34	1929-30	1930-31	1931-32	1932-33	1933-34
						R	R	R	R	R
Textiles—*continued*										
Jute—*continued*										
MANUFACTURES—*continued*										
Sacking gunny bags (III. Q)—concluded	No.	No.	No.	No.	No.					
Tripoli (*including* Libya)	..	7,200	38,000	..	..	..	2,788	11,100	..	..
Tunis	45,900	169,380	17,600	2,000	..	18,847	58,668	5,527	560	..
Morocco (a)	1,373,100	437,640	514,700	436,900	—	5,04,192	1,39,719	1,56,947	1,13,799	—
Morocco Tangier	—	—	—	—	857,200	—	—	—	—	66,780
Morocco Spanish	—	—	—	—	261,000	—	—	—	—	17,220
Spanish West Africa	2,700	..	31,900	3,000	..	1,063	..	24,147	802	..
French West Africa (*including* French Mandated Territory of Togoland and Cameroons)	231,000	314,600	595,200	473,550	946,050	1,00,190	1,11,337	1,42,479	1,27,458	1,39,878
Portuguese West Africa	1,567,825	1,253,850	1,098,975	1,670,700	1,587,224	6,12,055	4,48,667	3,63,807	4,79,861	4,06,040
Portuguese East Africa	11,220,036	10,351,915	10,306,492	9,442,899	9,128,691	47,65,838	34,62,173	30,78,960	28,54,980	22,62,588
Madagascar and Kerguelen	2,105,125	1,836,300	1,035,900	1,316,649	1,997,121	8,00,918	5,92,789	2,56,049	3,05,458	4,46,684
Réunion	..	166,400	..	..	..	..	57,749	..	..	—
Italian East Africa (Somaliland and Eritrea)	77,900	155,000	148,200	182,000	311,400	26,722	47,799	37,179	48,129	78,858
French Somaliland	100,000	207,000	200,200	393,200	323,200	41,283	66,749	46,284	93,786	67,294
Belgian Congo (*including* Ruanda Urundi)	..	..	50,000	..	..	..	..	17,000	—	..
United States of America—Via Atlantic Coast	665,700	1,136,700	651,900	270,000	620,000	2,80,258	2,54,950	1,86,340	76,560	1,04,767
„ Pacific „	1,013,500	547,600	362,900	313,200	336,234	4,10,246	1,22,962	90,294	61,197	74,879
Cuba	31,883,675	24,299,452	15,455,500	12,994,400	13,122,216	1,70,98,846	1,00,56,617	52 49 063	44,19,648	39,10,830
Hayti and St. Domingo	2,400,500	1,868,700	1,774,700	1,991,420	2,440 600	10,78,809	6,63,496	5,49 610	6,46,806	6,51,726
Porto Rico	4,103,000	3,946,800	6,062,000	4,624,200	3,861,600	22,11,548	20,86,197	18,24,438	14,01,080	8,91,419
French West Indies	60,000	11,100	..	20,400	..	30,000	5,148	..	5,346	..
Dutch West Indies (Curacao)	35,200	..	13,800	..	..	13,084	..	4,061	..	..
Mexico	165,400	120,500	80,000	50,800	60,000	54,178	44,878	7,540	15,992	14,775
Guatemala	110,400	45,650	150,230	78,077	42,800	50,220	14,064	48,087	19,062	10,191
Honduras (Not British)	..	20,000	..	..	..	..	10,900	..	..	..
San Salvador	275,215	129,800	170,300	108,400	3,000	1,23,823	52,004	52,081	35,128	940
Nicaragua	406,250	193,648	275,425	159,158	222,494	1,71,709	72,092	80,670	45,200	62,006
Costa Rica	140,200	136,000	163,950	240,950	251,700	54,097	48,464	46,816	70,428	66,870
Colombia	199,800	110,500	2,000	280,000	101,008	1,08,900	54,825	540	56,460	30,231
Panama (*including* Panama Canal zone)	102,000	48,000	84,000	134,000	134,000	51,285	18,140	30,085	43,610	37,804
Venezuela	..	..	..	10,000	50,000	..	..	..	3,000	13,000
Dutch Guiana	225,700	90,600	208,100	170,300	84,900	92,714	34,227	54,684	45,170	19,142
Brazil	27,500	..	..	..	..	10,175	..	..	..	..
Paraguay	..	..	..	305,000	350,000	..	..	..	69 500	55,178
Uruguay	..	..	..	..	50,000	..	..	..	..	8,230
Argentine Republic (*including* the Atlantic Coast of Patagonia)	2,204,650	1,229,600	2 237 021	3,305,950	2,253,400	10 98,321	4,58,344	9 80 627	11,11,227	8,61,103
Chile (*including* the Pacific Coast of Patagonia)	33,229,400	17,436,872	1,857,760	4,127,000	11,971,249	1,30,30,919	62,32,882	4 84 956	10,81,392	94,54,219
Peru	9,075,500	5,636,212	6 583,2	5,3 ,802	6 624,608	27,82,806	18,51,179	13 19	17,81,757	16,19,064
Ecuador	21,900	22,100	94,000	..	9,000	6,912	11,088	14,619	..	2,286
Bolivia	261,000	66,[illegible]	5,000	45,000	87,500	1,26,071	18,577	1,124	7,619	13,691
Hawaii	114,850	20,200	150	150	..	41,216	6,201	216	178	..
Other Islands in the Pacific	11,100	10,200	36,350	10,500	51 534	3,994	2,264	11,508	3 816	12,096
Other Foreign Countries	6,800	..	240	8 700	2 400	3,947	..	150	2 007	540
TOTAL FOREIGN COUNTRIES	231,779,984	173 863 193	137,6 ,900	170,501,251	185 884 863	9,83,64,494	5 96,52,316	4,16 66 192	3,71,10,252	3,30 62,807
Share of Bengal	[illegible]	[illegible]	[illegible]	[illegible]	[illegible]	[illegible]	[illegible]	[illegible]	[illegible]	[illegible]
„ *Bombay*	[illegible]	[illegible]	[illegible]	[illegible]	[illegible]	[illegible]	[illegible]	[illegible]	[illegible]	[illegible]
„ *Sind*	[illegible]	[illegible]	[illegible]	[illegible]	[illegible]	[illegible]	[illegible]	[illegible]	[illegible]	[illegible]
„ *Madras*	[illegible]	[illegible]	[illegible]	[illegible]	[illegible]	[illegible]	[illegible]	[illegible]	[illegible]	[illegible]
„ *Burma*	[illegible]	[illegible]	[illegible]	[illegible]	[illegible]	[illegible]	[illegible]	[illegible]	[illegible]	[illegible]
TOTAL { No. / Rs.	[illegible]	[illegible]	[illegible]	[illegible]	[illegible]	[illegible]	[illegible]	[illegible]	[illegible]	[illegible]

(a) Salt-[illegible] and [illegible] the [illegible] [illegible] [illegible] from 1933-34.

No. 11—*continued*

ARTICLES, AND COUNTRIES OF FINAL DESTINATION; ALSO SHARE OF EACH PROVINCE	QUANTITY					VALUE				
	1929-30	1930-31	1931-32	1932-33	1933-34	1929-30	1930-31	1931-32	1932-33	1933-34
Textiles—*continued*										
Jute—continued						R	R	R	R	R
MANUFACTURES—*continued*										
Hessian gunny bags (III. Q)—	No.	No.	No.	No.	No.					
United Kingdom (*including* Channel Islands)	23,629,600	20,893,900	28,515,700	26,511,097	27,001,550	78,10,064	53,94,545	57,60,027	51,97,647	51,98,078
Irish Free States (*b*)	—	—	—	—	195,000	—	—	—	—	35,500
Palestine	..	..	75,000	45,000	5,000	..	..	14,713	7,924	1,494
Ceylon	87,250	4,000	26,250	16,000	..	43,845	960	8,866	1,180	..
Federated Malay States	140,000	..	..	..	..	42,000	..	..	..	..
Hongkong	916,200	920,000	..	611,000	1,310,000	2,27,930	2,71,271	..	1,34,700	2,09,124
Union of South Africa	768,550	1,060,500	1,304,400	917,500	1,456,000	1,60,248	1,88,433	2,15,397	96,282	2,10,457
Kenya Colony	35,000	10,000	20,000	30,000	45,300	6,000	2,000	3,550	3,725	4,813
Anglo-Egyptian Sudan	1,347,300	418,850	120,000	443,300	336,000	6,06,763	1,82,787	69,012	2,26,519	1,77,380
Canada—										
Vid Atlantic Coast	460,000	..	2,500	200,000	208,000	1,03,075	..	325	26,800	37,480
„ Pacific „	115,000	677,000	260,000	1,135,000	671,000	26,063	1,21,942	42,062	1,84,277	1,11,491
British West India Islands (*excluding* Bahamas)	30,000	11,000	5,200	..	..	9,309	1,760	1,690	..	..
Commonwealth of Australia	11,757,800	8,148,900	4,873,000	7,616,414	7,932,000	42,00,915	22,15,052	11,49,174	17,60,704	17,71,350
New Zealand	1,405,450	1,423,800	723,000	1,125,600	1,291,600	4,37,012	3,44,745	1,21,244	2,04,547	2,26,300
Other British Possessions	10,170	2,520	5,150	18,000	15,000	7,845	290	1,275	2,815	2,600
TOTAL BRITISH EMPIRE	40,738,320	33,570,560	35,920,290	38,668,911	40,466,450	1,36,22,060	87,24,385	73,88,835	78,47,120	79,86,037
Union of Socialist Soviet Republic—										
Southern	..	..	..	..	230,000	..	..	..	..	54,050
Pacific Ports (in Asia)	..	..	72,000	..	..	..	..	22,140	..	..
Sweden	..	29,000	65,000	75,000	30,000	..	27,215	13,460	15,950	6,100
Norway	615,000	1,342,800	1,895,500	748,500	628,500	2,28,545	3,91,579	4,35,155	1,67,941	1,50,176
Germany	191,000	20,000	290,000	140,000	45,000	46,077	5,500	38,875	16,950	6,425
Netherlands	135,000	772,500	602,000	301,500	10,000	41,100	2,06,712	80,421	44,140	1,856
Belgium	..	10,000	60,000	..	5,000	..	1,800	11,050	..	1,162
France	10,000	72,000	..	..	..	2,200	14,175	..	..	..
Austria	..	..	..	50,000	..	..	..	..	7,000	..
Bulgaria	160,000	50,000	221,000	148,000	51,000	48,375	9,525	41,736	27,165	9,074
Roumania	60,100	90,000	140,500	63,000	70,000	21,002	18,487	16,078	8,400	11,636
Greece (*including* Crete)	263,500	420,850	522,500	389,500	150,000	1,13,361	94,000	1,19,612	47,455	15,648
Turkey, European	..	420,000	490,000	380,000	1,182,600	..	54,448	60,222	44,200	1,49,839
Turkey, Asiatic	43,750	106,250	243,850	607,300	337,500	43,750	18,937	53,205	79,021	67,773
Iraq	..	50,000	30,000	6,250	27,000	..	3,000	3,000	1,875	5,453
Java	277,400	272,000	362,000	195,000	130,500	73,836	68,120	1,01,428	27,074	17,705
Borneo (Dutch)	230,000	63,000	..	210,600	105,000	63,400	15,682	..	28,225	13,705
Celebes and other Islands	40,000	40,000	25,000	..	..	10,000	6,800	6,750	..	..
Siam	48,000	..	172,500	321,000	159,500	10,729	..	29,025	53,230	27,056
French Indo-China	..	..	10,000	42,500	..	..	..	2,500	9,950	..
Philippines	6,544,000	5,040,400	5,492,800	5,467,200	6,309,800	18,23,887	12,30,316	9,98,940	11,50,853	12,24,247
Japan	550,096	280,000	360,000	410,000	440,000	1,42,585	49,862	50,740	88,328	62,350
Egypt	8,891,250	8,437,700	6,155,450	6,664,650	8,124,250	47,24,462	34,52,844	20,65,570	16,12,356	25,28,518
Tripoli (*including* Libya)	..	..	..	45,000	20,000	..	..	..	6,300	2,550
Morocco(s)	201,000	291,000	50,000	40,000	—	66,260	58,208	10,200	7,500	—
Morocco Spanish	—	—	—	—	10,000	—	—	—	—	2,150
Morocco Tangier	—	—	—	—	61,000	—	—	—	—	11,224
Portuguese East Africa, Madagascar and Reunion	2,332,000	2,037,400	2,046,000	2,485,500	2,582,532	2,00,825	2,53,272	2,10,868	1,76,284	1,84,180
United States of America—	56,000	..	15,700	14,200	4,500	15 262	..	3,000	3,250	855
Vid Atlantic Coast	3,927,000	790,000	460,100	903,000	270,000	11,96,792	3,02,490	50,170	2,17,375	39,575
„ Pacific „	11,366,140	8,109,000	6,932,000	11,284,400	6,907,000	32,49,442	18,00,209	9,94,524	20,77,278	9,75,891
Cuba	50,000	..	24,400	5,000	10,000	20,000	—	5,368	1,087	1,981
Hayti and St. Domingo	98,100	73,000	50,000	60,000	140,000	29,451	10,484	5,662	16 212	18,900
Salvador	10,000	..	..	50,000	..	4,400	..	..	14,542	—
Costa Rica	35,000	25,000	35,000	70,000	70,000	9,800	3,825	4,712	8,494	10,575

(*a*) Subdivided into Countries for subsequent following from 1933-34.
(*b*) Separately shown from 1933-34.

No. 11—*continued*

ARTICLES, AND COUNTRIES OF FINAL DESTINATION; ALSO SHARE OF EACH PROVINCE	QUANTITY					VALUE				
	1929-30	1930-31	1931-32	1932-33	1933-34	1929-30	1930-31	1931-32	1932-33	1933-34
Textiles—*continued*						R	R	R	R	R
Jute—continued										
MANUFACTURES—*continued*										
***Hessian Gunny bags* (III. Q)—continued**	No.	No.	No.	No.	No.					
Paraguay	..	..	38,000	480,000	730,000	..	..	4,[illegible]	47,[illegible]	[illegible],613
Argentine Republic (*including* the Atlantic Coast of Patagonia)	..	265,000	175,000	85,000	6,540,000	..	32,830	18,[illegible]	8,104	6,71,832
Chile (*including* the Pacific Coast of Patagonia)	391,000	1,273,000	231,000	273,500	303,000	[illegible],057	2,29,739	24,197	29,[illegible]	46,811
Peru	140,200	40,[illegible]00	80,000	..	..	37,307	9,[illegible]87	11,[illegible]75	..	..
Hawaii	17,852,800	16,836,400	20,673,400	16,141,400	17,113,400	39,86,841	33,[illegible]6,647	28,[illegible]79	[illegible],[illegible]1,[illegible]	28,04,130
Other Foreign Countries	15,000	87,500	5,500	55,000	46,700	4,[illegible]80	5,387	1,[illegible]30	7,[illegible]98	6,[illegible]8
TOTAL FOREIGN COUNTRIES	84,527,336	47,385,500	48,013,200	50,212,000	5[illegible],831,782	1,63,69,987	1,17,77,225	94,14,[illegible]00	84,[illegible],911	89,17,[illegible]3
Share of Bengal	*95,265,656*	*80,906,070*	*83,933,300*	*88,388,311*	*93,[illegible],982*	*3,00,51,599*	*2,[illegible]8,89,000*	*2,58,[illegible],[illegible]50*	*1,63,18,[illegible]31*	*1,69,[illegible],198*
„ *Bombay*	..	*990*	*190*	*600*	*5,250*	..	*1,[illegible]36*	*185*	*606*	*1,361*
„ *Burma*	..	..	..	*12,000*	..	..	..	..	*7,[illegible]39*	..
TOTAL { No. / Tons	95,266,656 / =63,853	80,906,060 / =38,069	83,933,490 / =37,867	88,[illegible],011 / =39,917	93,[illegible],[illegible]12 / =41,[illegible]92	3,00,51,997	2,[illegible]8,01,610	1,58,[illegible],[illegible]53	1,63,18,[illegible]31	1,69,[illegible],[illegible]59
***Total Gunny bags* (III Q.)—**										
United Kingdom (*including* Channel Islands)	No. 53,046,276	No. 40,074,866	No. 47,501,829	No. 46,470,829	No. 45,073,392	2,00,72,965	1,20,[illegible]0,612	1,12,73,[illegible]60	1,07,[illegible]6,917	[illegible],23,[illegible]67
Irish Free State (a)	—	—	—	—	225,000	—	—	—	—	60,[illegible]00
Cyprus	477,500	67,000	233,700	102,200	100,[illegible]97	1,99,024	13,[illegible]00	56,651	34,[illegible]54	29,147
Palestine	26,500	19,000	312,100	124,000	91,[illegible]30	9,116	13,960	91,581	27,[illegible]24	22,[illegible]58
Aden and Dependencies	330,600	119,000	345,769	196,012	124,800	1,32,047	40,675	97,031	49,[illegible]43	30,471
Bahrein Islands	21,781	9,800	2,700	19,[illegible]40	7,576	8,[illegible]55	3,468	765	5,[illegible]69	1,[illegible]30
Ceylon (*excluding* Maldives)	1,787,944	1,533,211	1,658,213	364,[illegible]70	878,[illegible]46	6,98,845	6,42,680	6,18,811	99,[illegible]48	3,08,512
Straits Settlements	13,[illegible]76,970	11,508,968	15,570,230	14,771,700	14,078,710	48,[illegible],013	41,17,347	46,61,760	28,[illegible],[illegible]00	27,[illegible],[illegible]47
Federated Malay States	212,650	1,500	..	20,000	8,000	1,23,[illegible]64	1,080	..	3,[illegible]40	1,709
British Borneo	..	15,200	18,500	17,700	..	..	3,[illegible]00	5,110	4,[illegible]00	..
Hongkong	39,015,900	18,622,000	26,698,100	24,921,100	19,[illegible],000	1,82,[illegible],[illegible]82	56,72,[illegible]48	76,33,[illegible]19	64,[illegible],[illegible]19	[illegible],[illegible]61
Gambia	12,200	7,400	18,000	18,[illegible]00	[illegible],[illegible]00	7,048	3,224	8,[illegible]36	6,[illegible]40	26,[illegible]76
Gold Coast (*including* British Mandated Territory of Togoland)	954,620	1,609,200	1,729,600	2,477,450	3,[illegible],[illegible]50	4,84,[illegible]82	9,18,[illegible]66	6,96,[illegible]72	[illegible],[illegible],[illegible]65	[illegible],[illegible],[illegible]72
Sierra Leone	77,800	62,100	36,700	126,000	6[illegible],[illegible]10	29,[illegible]62	17,[illegible]80	7,[illegible]50	[illegible],[illegible]15	1,[illegible],[illegible]78
Nigeria (*including* British Mandated Territory of Cameroons)	26,100	1,[illegible]44,900	2,[illegible]86,900	3,[illegible]04,[illegible]00	4,615,[illegible]80	[illegible],[illegible]5	6,27,[illegible]86	5,79,[illegible]34	5,10,[illegible]16	11,32,[illegible]16
Protectorate of South-West Africa	3,600	21,600	..	..	..	[illegible],[illegible]44	7,[illegible]37	..	..	..
Union of South Africa	20,[illegible]66,[illegible]28	19,[illegible]96,[illegible]79	18,[illegible]13,[illegible]47	18,[illegible]26,[illegible]34	15,[illegible]12,[illegible]40	[illegible]7,[illegible]7,[illegible]67	[illegible]0,60,[illegible]74	61,[illegible]1,[illegible]3	[illegible]7,[illegible]4,[illegible]58	[illegible],[illegible],[illegible]60
Zanzibar and Pemba	397,250	640,930	[illegible],[illegible]50	[illegible],[illegible]40	[illegible],[illegible]40	[illegible],[illegible]47	1,[illegible],[illegible]37	94,[illegible]60	[illegible],[illegible]77	[illegible],[illegible]62
Kenya Colony	5,807,422	5,124,179	3,[illegible]34,648	5,[illegible]76,[illegible]13	6,[illegible],[illegible]10	22,[illegible],317	17,18,719	9,61,289	1,[illegible],[illegible]12	11,[illegible],[illegible]18
Tanganyika Territory	626,700	602,400	337,600	[illegible],[illegible]00	[illegible],[illegible]40	2,[illegible],[illegible]33	1,79,[illegible]92	84,[illegible]38	[illegible],[illegible]74	1,61,[illegible]97
Anglo-Egyptian Sudan	4,[illegible]58,440	1,749,150	1,467,550	2,[illegible]76,100	3,[illegible]11,[illegible]40	19,[illegible],[illegible]91	7,60,304	5,13,[illegible]32	7,[illegible],[illegible]26	9,71,[illegible]76
Mauritius and Dependencies	3,677,100	3,[illegible]39,812	2,618,183	2,[illegible]16,[illegible]24	3,[illegible],[illegible]00	16,[illegible],[illegible]40	13,[illegible]7,[illegible]97	7,[illegible],[illegible]56	6,[illegible],[illegible]40	[illegible],[illegible],[illegible]64
Seychelles	62,100	41,[illegible]00	29,900	[illegible],[illegible]40	[illegible],[illegible]40	84,[illegible]65	15,[illegible]80	[illegible],[illegible]19	14,[illegible]94	13,[illegible]78
Canada—										
Mid Atlantic Coast	460,000	..	67,400	[illegible],[illegible]00	[illegible],[illegible]40	1,[illegible],[illegible]75	..	10,[illegible]61	[illegible],[illegible]12	62,[illegible]46
„ Pacific „	371,700	882,[illegible]30	619,000	1,[illegible],[illegible]00	[illegible],[illegible]40	[illegible],[illegible]64	1,[illegible],[illegible]42	[illegible],[illegible]42	[illegible],[illegible]19	1,11,[illegible]91
British West Indies Islands (*excluding* Bahamas)	[illegible],[illegible]13,[illegible]14	2,[illegible]44,[illegible]49	[illegible],[illegible]97,[illegible]24	[illegible],[illegible]44,[illegible]37	[illegible],[illegible]42,[illegible]40	16,[illegible],[illegible]38	11,[illegible],[illegible]17	11,[illegible],[illegible]84	[illegible],[illegible]12	12,[illegible],[illegible]97
British Guiana	1,[illegible]38,[illegible]20	1,[illegible]80,[illegible]20	1,[illegible]44,[illegible]40	1,[illegible],[illegible]08	[illegible],[illegible],[illegible]48	[illegible],[illegible]82	6,[illegible],[illegible]79	6,[illegible],[illegible]75	[illegible],[illegible]76	[illegible],[illegible]16
British Honduras	..	[illegible],000	11,[illegible]00	[illegible]0,[illegible]70	[illegible]7,[illegible]40	..	[illegible],[illegible]26	[illegible],[illegible]40	[illegible],[illegible]00	[illegible],[illegible]16
Commonwealth of Australia	73,[illegible]07,[illegible]80	[illegible]0,[illegible]44,[illegible]76	[illegible]0,[illegible]14,[illegible]96	[illegible]0,[illegible]23,[illegible]47	7[illegible],[illegible]58,[illegible]76	[illegible],[illegible]6,[illegible]4,[illegible]76	[illegible],[illegible],[illegible]94	[illegible],[illegible],[illegible]40	[illegible],[illegible],[illegible]20	[illegible],[illegible],[illegible]17
Territory of Papua	352,000	334,[illegible]00	621,[illegible]08	1,[illegible]48,[illegible]50	[illegible],[illegible],[illegible]40	1,32,[illegible]75	1,12,[illegible]80	1,[illegible],[illegible]70	[illegible],[illegible]56	[illegible],[illegible]56
New Zealand	1[illegible],[illegible]49,[illegible]90	11,[illegible]92,[illegible]10	[illegible],[illegible]17,[illegible]25	[illegible],[illegible]46,[illegible]39	[illegible],[illegible],[illegible]15	[illegible],[illegible],[illegible]40	[illegible],[illegible],[illegible]67	[illegible],[illegible],[illegible]84	[illegible],[illegible],[illegible]72	[illegible],[illegible],[illegible]47
Fiji Islands	617,[illegible]00	[illegible],[illegible]00	1[illegible],[illegible]00	[illegible],[illegible]00	[illegible],[illegible]00	1,[illegible],[illegible]41	[illegible],[illegible]8	[illegible],[illegible]67	[illegible],[illegible]27	[illegible],[illegible]61
Other British Possessions	[illegible],[illegible]0	[illegible],[illegible]48	[illegible],[illegible]00	[illegible]5,[illegible]00	..	[illegible],[illegible]40	[illegible],[illegible]8	[illegible],[illegible]42	[illegible],[illegible]72	..
TOTAL BRITISH EMPIRE	[illegible],[illegible],[illegible]20	[illegible]12,[illegible]28,[illegible]92[illegible]	[illegible],[illegible],[illegible],[illegible]46	[illegible],[illegible],[illegible],[illegible]15	[illegible],[illegible],[illegible],[illegible]42	[illegible],[illegible],[illegible],[illegible]10	[illegible],[illegible],[illegible],[illegible]48	[illegible],[illegible],[illegible],[illegible]00	[illegible],[illegible],[illegible],[illegible]31	[illegible],[illegible],[illegible],[illegible]44

(a) Separately shown from [illegible]

No. 11—*continued*

ARTICLES, AND COUNTRIES OF FINAL DESTINATION ALSO SHARE OF EACH PROVINCE	QUANTITY					VALUE				
	1929-30	1930-31	1931-32	1932-33	1933-34	1929-30	1930-31	1931-32	1932-33	1933-34
Textiles—*continued*										
Jute—*continued*						R	R	R	R	R
MANUFACTURES—*continued*										
Total Gunny bags (III. Q)—*continued*	No.	No.	No.	No.	No.					
Union of Socialist Soviet Republics—										
Southern	11,000	28,050	48,400	314,752	1,141,500	8,489	13,576	15,038	86,017	2,62,122
Pacific Ports (in Asia)	837,600	2,965,200	10,805,600	5,004,100	..	3,89,720	8,10,700	30,18,520	15,23,666	..
Sweden	..	29,000	65,000	75,000	30,000	..	27,215	13,450	15,950	6,100
Norway	807,000	1,878,400	1,895,500	753,500	804,500	3,01,987	5,80,814	4,35,155	1,70,941	1,82,626
Denmark	1,050,112	985,200	379,800	74,000	145,200	5,29,326	2,93,395	86,540	21,380	33,942
Germany	2,595,975	1,776,591	1,712,800	2,763,148	1,552,600	10,26,773	6,52,414	4,90,090	8,33,721	4,21,749
Netherlands	1,610,100	2,770,200	1,390,800	1,455,300	1,575,200	5,99,287	7,63,332	2,81,940	3,24,144	3,52,920
Belgium	12,491,400	11,975,547	6,721,200	6,709,700	9,123,400	37,77,274	28,71,503	14,61,748	14,50,598	19,78,663
France	2,074,427	1,075,500	748,786	685,102	679,175	7,34,511	3,24,862	1,85,999	1,83,632	1,65,806
Spain	..	50,400	..	..	..	..	8,604	..	..	..
Italy (*including* Fiume)	46,500	105,000	180,000	115,000	144,000	21,025	27,612	33,150	20,356	26,212
Austria	..	..	..	50,000	..	..	..	..	7,000	..
Yugoslavia (The Kingdom of the Serbs, Croats and Slovenes)	380,000	..	..	..	..	98,925	..	..	..	..
Bulgaria	204,000	60,100	200,400	191,800	104,000	67,035	15,648	59,631	39,706	22,264
Roumania	1,077,715	471,446	628,400	528,800	709,096	3,89,012	1,55,546	1,49,464	1,40,088	1,72,105
Greece (*including* Crete)	3,004,700	3,409,500	3,947,400	1,530,700	1,820,050	15,46,803	12,11,402	12,31,525	3,41,093	3,72,984
Turkey, European	675,350	1,108,950	1,446,307	2,506,693	3,800,370	3,77,238	2,73,882	3,53,747	7,93,199	9,44,420
Turkey, Asiatic	2,205,425	1,491,612	1,978,281	4,149,215	4,203,017	11,47,530	6,18,468	6,16,471	12,45,866	11,59,391
Syria	163,600	68,700	261,800	46,090	55,750	56,918	28,202	84,796	15,792	15,390
Maskat Territory and Trucial Oman	82,845	51,110	151,250	157,675	119,945	35,772	18,492	45,705	39,165	30,475
Other Native States in Arabia	34,506	13,208	132	8,080	10,730	13,680	4,990	62	694	3,155
Iraq	1,576,776	1,415,630	1,244,544	863 114	1,118,567	7,70,018	5,89,699	4,78,814	2,57,212	2,97,690
Persia	416,771	128,990	332,997	227,540	397,800	1,86,860	50,488	1,15,098	68,635	91,787
Sumatra	832,200	619,800	433,800	709,000	622,900	2,10,595	1,92,485	1,12,413	2,00,385	1,49,128
Java	37,288,600	41,646,730	20,606,250	13,597,793	12,760,950	1,67,64,254	1,59,29,138	96,00,206	41,11,186	33,83,413
Borneo (Dutch)	932,300	218,200	53,500	548,600	607,600	3,53,759	66,154	17,475	1,10,460	1,28,941
Celebes and other Islands	2,647,600	2,040,000	1,077,900	1,272,400	2,602,000	9,92,435	6,20,032	2,98,358	3,61,613	6,28,347
Siam	10,509,600	3,998,100	6,199,700	11,836,300	12,830,300	44,09,575	14,17,400	18,50,271	31,47,886	30,73,575
French Indo-China	12,019,000	5,271,900	4,681,700	8,587,717	7,402,100	51,09,988	16,89,053	12,87,256	22,48,417	16,79,592
Philippines	7,103,600	5,166,200	5,557,800	5,679,200	6,381,000	19,99,634	12,59,106	10,17,802	11,98,253	12,41,424
Formosa	3,902,450	3,255,600	3,389,600	3,701,200	1,330,000	17,02,560	11,12,524	10,16,264	7,44,712	3,52,955
China (*excluding* of Hong-kong and Macao)	4,279,900	1,244,400	1,714,100	496,010	606,500	17,86,081	4,31,642	4,92,524	1,05,550	1,31,158
Japan	15,742,043	5,365,000	4 629,000	9,436,200	6,230,100	64,27,638	17,13,962	12,49,581	23,88,142	13,62,581
Egypt	19,028,800	17,027,250	14,200,465	12,848,450	17,477,750	89,34,361	66,31,493	45,75,362	34,76,823	51,74,558
Tripoli (*including* Libya)	..	7,200	38,000	45,000	20,000	..	2,788	11,100	6,300	2,550
Tunis	45,900	109,880	17,600	2,000	..	19,847	59,692	5,527	550	..
Morocco (e)	1,574,100	728,800	564,700	476,900	..	5,70,452	1,88,012	1,36,047	1,21,239	..
Morocco Spanish	—	—	—	—	271,000	—	—	—	—	59,379
Morocco Tangier	—	—	—	—	418,300	—	—	—	—	98,004
Spanish West Africa	2,700	..	91,900	3,000	..	1,053	..	24,147	802	..
French West Africa (including French Mandated Territory of Togoland and Cameroons)	231,000	319,600	595,200	473,550	946,050	1,00,190	1,12,337	1,62,479	1,27,438	2,39,602
Belgian Congo (*including* Ruanda Urundi)	..	..	50,000	..	..	..	..	17,000	..	..
Portuguese West Africa	1,507,825	1,276,850	1,096,973	1,670,700	1,587,324	6,12,055	4,48,807	3,63,907	4,79,861	4,06,040
Portuguese East Africa	13,532,036	12,389,318	12,352,893	11,928,399	11,711,223	50,56,663	37,15,444	32,87,818	28,31,244	24,66,778
Madagascar and Kerguelen	2,161,185	1,336,100	1 051,600	1,330,849	2,001,521	8,16,077	3,92,780	2,59,049	3,08,708	4,47,489
Réunion	.	166,400	..	..	..	..	57,743	..	..	..
Italian East Africa (Somaliland and Eritrea)	77,000	155,000	148,200	182,000	311,000	26,923	47,793	37,278	48,129	73,655
French Somaliland	100,000	207,000	200,200	303,200	353,200	41,263	66,749	46,289	93,785	67,224
United States of America—Pid Atlantic Coast	4,593,700	1,928,700	1,114,000	1,173,000	890,000	14 86,060	5,57,463	2,64,515	2,93,935	1,44,342
,, Pacific ,,	12,379,640	8,656 600	7,294,000	11 597,601	7,243,234	36,53,808	19,83,191	10,84,818	21,58,475	10,50,770

(e) Sub-divided into Countries immediately following from 1933-34.

No. 11—*continued*

ARTICLES, AND COUNTRIES OF FINAL DESTINATION; ALSO SHARE OF EACH PROVINCE	QUANTITY					VALUE				
	1929-30	1930-31	1931-32	1932-33	1933-34	1929-30	1930-31	1931-32	1932-33	1933-34
Textiles—*continued*						R	R	R	R	R
Jute—*continued*										
MANUFACTURES—*continued*										
Total gunny bags (III. Q)—continued	No.	No.	No.	No.	No.					
Cuba	31,933,675	24,299,452	15,677,900	12,899,600	13,132,218	1,71,19,845	1,00,56,917	62,54,421	44,91,520	[illegible]
Hayti and St. Domingo	2,492,600	1,936,700	1,824,700	2,051,400	2,580,600	10,[illegible]0	8,73,940	8,55,348	8,61,110	[illegible]
Porto Rico	4,103,000	5,946,800	6,062,000	4,444,200	3,361,600	22,11,566	20,86,197	18,24,432	14,67,180	[illegible]
French West Indies	60,000	11,100	..	20,400	..	30,000	3,145	..	5,356	..
Dutch West Indies (Curacao)	35,200	..	13,500	..	..	13,044	..	4,081	.	..
Mexico	165,400	120,500	30,000	50,400	70,000	84,178	44,879	7,840	15,662	18,075
Guatemala	110,400	45,650	150,230	78,077	42,800	50,720	14,464	48,037	10,082	10,121
Honduras (not British)	.	20,000	..	..	..	..	10,000	..	..	..
San Salvador	285,215	129,800	170,300	156,400	8,000	1,34,225	52,004	52,081	49,9[illegible]	840
Nicaragua	408,250	193,648	275,425	159,155	228,494	1,71,790	77,092	80,870	65,2[illegible]	82,[illegible]
Costa Rica	175,200	161,000	196,950	230,950	421,700	63,897	47,299	51,226	74,527	98,21[illegible]
Colombia	192,200	110,500	2,000	260,000	101,[illegible]	1,03,[illegible]	[illegible] 36,825	500	56,[illegible]	30,231
Panama (*including* Panama Canal Zone)	102,000	68,000	88,000	126,000	138,000	3,248	18,140	30,[illegible]	43,410	51,[illegible]
Venezuela	..	..	..	10,000	80,000	..	..	..	3,[illegible]	13,[illegible]
Dutch Guiana	226,700	90,600	203,100	170,100	84,800	82,714	26,227	51,[illegible]	43,178	19,168
Brazil	27,500	..	..	..	..	10,178	..	..	..	..
Paraguay	..	..	35,000	875,000	1,080,000	..	..	4,[illegible]	1,1[illegible],591	1,40,[illegible]
Uruguay	..	..	..	..	40,000	..	..	..	..	6,2,5
Argentine Republic (*including* the Atlantic Coast of Patagonia)	2,204,650	1,494,000	3,012,021	2,290,950	6,793,400	10,[illegible],821	4,91,174	9,[illegible],1	11,21,[illegible]	15,85,[illegible]
Chile (*including* the Pacific coast of Patagonia)	23,620,400	18,709,872	2,188,760	4,400,500	12,271,249	1,21,89,876	44,82,672	4,[illegible],0	11,[illegible],[illegible]	[illegible],1[illegible]
Peru	9,515,700	5,876,412	4,613,200	5,378,302	6,624,[illegible]	28,21,113	18,60,286	13,31,940	17,61,057	16,[illegible],[illegible]
Ecuador	24,900	22,100	94,000	..	23,000	9,912	11,002	34,419	..	6,[illegible]
Bolivia	301,000	65,000	5,000	45,000	87,800	1,28,071	13,577	1,150	7,[illegible]	13,[illegible]
Hawaii	17,972,150	16,858,800	20,673,550	18,141,550	17,113,[illegible]	29,[illegible],[illegible]	24,08,[illegible]	28,79,[illegible]	[illegible],[illegible]	23,[illegible],[illegible]
Other Islands in the Pacific	11,100	10,200	23,350	10,500	51,534	3,991	2,968	11,[illegible]	8,21[illegible]	12,[illegible]
Other Foreign Countries	6,900	..	300	8,700	2,400	2,857	..	150	[illegible],[illegible]	5,[illegible]
TOTAL FOREIGN COUNTRIES	286,307,330	221,218,693	185,343,769	179,[illegible],251	188,320,645	11,47,24,431	7,14,29,141	4,90,75,178	4,[illegible],[illegible]	4,2[illegible],[illegible]
Share of Bengal	*621,294,663*	*433,181,021*	*387,884,629*	*414,[illegible],240*	*401,994,407*	*[illegible],64,61,703*	*26,66,83,418*	*19,93,12,974*	*13,13,26,514*	*[illegible],[illegible],[illegible]*
" *Bombay*	*811,985*	*849,155*	*833,658*	*812,[illegible]84*	*388,318*	*2,69,819*	*[illegible],[illegible]*	*2,31,975*	*1,9[illegible],[illegible]*	*1,78,[illegible]*
" *Sind*	*153,483*	*[illegible]4,716*	*153,947*	*178,950*	*196,011*	*83,310*	*81,[illegible]*	*66,[illegible]*	*66,[illegible]*	*60,[illegible]*
" *Madras*	*11,060*	*9,134*	*9,189*	*19,[illegible]*	*7,[illegible]*	*3,661*	*2,[illegible]*	*3,[illegible]*	*2,[illegible]*	*641*
" *Burma*	*34,750*	*1,600*	*1,800*	*14,[illegible]*	*3,[illegible]*	*11,[illegible]*	*[illegible]*	*640*	*2,[illegible]*	*[illegible]*
TOTAL { No. / Tons	622,290,940 / 495,720	434,045,618 / 346,095	[illegible],572,263 / 377,163	[illegible],[illegible]6 / [illegible],[illegible]2	401,611,377 / 321,171	[illegible],[illegible],26,616	[illegible],[illegible],[illegible]	19,97,87,[illegible]	[illegible],[illegible],[illegible]	[illegible],[illegible],[illegible]
Packing gunny cloth (III. Q)—	Yards	Yards	Yards	Yards	Yards					
United Kingdom (*including* Channel Islands)	5,[illegible],[illegible]	2,[illegible],[illegible]	3,[illegible],[illegible]	3,215,[illegible]	4,[illegible],[illegible]	[illegible],[illegible],[illegible]	[illegible],[illegible]	[illegible],[illegible]	[illegible],[illegible]	[illegible],[illegible]
Hongkong	[illegible],[illegible]	[illegible],[illegible]	[illegible],[illegible]	[illegible],[illegible]	[illegible],[illegible]	[illegible],[illegible]	[illegible]	[illegible],[illegible]	[illegible],[illegible]	[illegible],[illegible]
Union of South Africa	..	..	..	..	[illegible],[illegible]	..	..	..	..	[illegible],[illegible]
Mauritius and Dependencies	.	..	[illegible],[illegible]	[illegible],[illegible]	[illegible],[illegible]	..	..	[illegible],[illegible]	[illegible],[illegible]	[illegible],[illegible]
Canada—										
Fed Atlantic Coast	[illegible],[illegible]	[illegible],[illegible]	[illegible],[illegible]	[illegible],[illegible]	[illegible],[illegible]	[illegible],[illegible]	[illegible],[illegible]	[illegible],[illegible]	[illegible],[illegible]	[illegible],[illegible]
" Pacific "	[illegible],[illegible]	[illegible],[illegible]	[illegible],[illegible]	[illegible],[illegible]	[illegible],[illegible]	[illegible],[illegible]	[illegible],[illegible]	[illegible],[illegible]	[illegible],[illegible]	[illegible],[illegible]
Commonwealth of Australia	[illegible],[illegible]	[illegible],[illegible]	[illegible],[illegible]	[illegible],[illegible]	[illegible],[illegible]	[illegible],[illegible]	[illegible],[illegible]	[illegible],[illegible]	[illegible],[illegible]	[illegible],[illegible]
New Zealand	[illegible],[illegible]	[illegible],[illegible]	[illegible],[illegible]	[illegible],[illegible]	[illegible],[illegible]	[illegible],[illegible]	[illegible],[illegible]	[illegible],[illegible]	[illegible],[illegible]	[illegible],[illegible]
Other British Possessions	[illegible],[illegible]	[illegible]	[illegible],[illegible]	[illegible],[illegible]	[illegible],[illegible]	[illegible],[illegible]	[illegible]	[illegible]	[illegible],[illegible]	[illegible],[illegible]
TOTAL BRITISH EMPIRE	[illegible],[illegible],[illegible]	[illegible],[illegible],[illegible]	[illegible],[illegible],[illegible]	[illegible],[illegible],[illegible]	[illegible],[illegible],[illegible]	[illegible],[illegible],[illegible]	[illegible],[illegible],[illegible]	[illegible],[illegible],[illegible]	[illegible],[illegible],[illegible]	[illegible],[illegible],[illegible]

No. 11—*continued*

ARTICLES, AND COUNTRIES OF FINAL DESTINATION; ALSO SHARE OF EACH PROVINCE	QUANTITY					VALUE				
	1929-30	1930-31	1931-32	1932-33	1933-34	1929-30	1930-31	1931-32	1932-33	1933-34
Textiles—*continued*										
Jute—*continued*										
MANUFACTURES—*continued*						R	R	R	R	R
Sacking gunny cloth (III. Q)—continued	Yards	Yards	Yards	Yards	Yards					
Norway	1,412,100	4,022,700	5,331,050	2,842,400	6,999,550	4,11,826	10,40,511	11,56,840	5,19,637	12,83,006
Greece	..	..	150,000	..	..	..	..	18,562	..	..
Turkey European	..	4,000	10,000	23,000	182,005	..	1,400	1,200	2,990	23,591
Turkey, Asiatic	..	..	..	103,600	43,000	..	..	..	14,968	3,382
Sumatra	552,500	214,000	297,000	148,000	..	99,570	29,630	35,548	16,551	..
Java	214,000	277,000	213,000	13,300	25,500	51,197	35,331	26,307	3,000	3,250
Celebes and other Islands	115,000	80,000	40,000	65,000	170,000	13,450	11,700	4,550	7,800	15,023
Philippines	445,000	125,000	100,000	70,000	117,000	1,13,525	25,875	15,031	10,574	16,515
Egypt	4,550,000	2,001,000	4,540,000	4,152,000	6,568,000	9,88,719	3,03,509	6,11,738	5,66,285	7,48,620
Portuguese East Africa	20,000	..	..	122,500	91,200	5,400	..	..	26,450	18,930
United States of America—Ind Atlantic Coast	25,502,100	12,057,682	535,575	1,450,107	1,211,500	49,28,381	22,62,145	1,00,422	2,31,027	1,74,318
„ Pacific „	2,437,800	2,215,933	924,000	1,168,849	2,507,094	5,50,806	4,36,210	1,48,128	1,82,457	4,20,020
Venezuela	100,000	70,000	120,000	55,000	120,000	18,743	10,250	15,850	6,700	13,561
Argentine Republic (*including* the Atlantic Coast of Patagonia)	4,351,000	4,085,000	5,640,188	5,930,000	9,004,685	8,19,395	6,01,919	7,08,091	9,50,731	9,35,255
Chile (*including* the Pacific Coast of Patagonia)	161,463	164,117	75,016	125,758	134,143	50,795	38,722	16,708	22,152	20,544
Ecuador	1,376,267	1,180,000	867,000	709,096	1,151,247	2,76,224	1,86,443	1,19,877	88,128	1,30,577
Other Foreign Countries	25,000	27,000	..	39,000	47,000	4,000	4,164	..	5,060	6,521
TOTAL FOREIGN COUNTRIES	41,263,320	26,473,432	18,843,729	17,026,340	28,463,424	83,38,701	49,87,809	29,78,856	26,54,410	38,19,813
Share of Bengal { Yards / Tons	*51,681,692 = 32,991*	*32,380,814 = 20,933*	*25,339,090 = 12,709*	*25,357,867 = 12,644*	*34,833,892 = 17,911*	*1,06,47,859*	*60,53,346*	*39,56,499*	*37,76,279*	*46,20,177*
Hessian gunny cloth (III. Q)—	Yards	Yards	Yards	Yards.	Yards					
United Kingdom (*including* Channel Islands)	53,305,420	37,573,750	58,936,740	54,274,572	47,516,200	1,02,49,725	54,58,568	65,65,100	58,55,686	52,21,088
Irish Free State (a)	—	—	—	—	60,000	—	—	—	—	6,800
Aden and Dependencies	80,500	63,500	109,000	78,000	125,500	16,980	9,144	11,874	11,352	21,617
Bahrein Islands	8,900	..	..	50,000	5,000	1,110	..	..	10,000	1,250
Ceylon (*excluding* Maldives)	3,241,640	2,999,000	2,865,280	2,316,262	2,552,866	6,74,835	3,37,302	3,77,438	2,75,035	3,35,775
Straits Settlements	1,298,521	1,259,165	1,623,199	2,676,521	1,839,501	2,60,109	1,69,854	1,87,760	3,11,733	2,33,727
Federated Malay States	26,250	6,000	81,000	110,000	400,000	5,515	870	9,412	15,444	49,241
Hongkong	1,431,000	1,498,500	1,831,000	408,000	1,500,000	3,05,985	3,07,685	2,06,001	66,443	2,57,059
Sierra Leone	102,000	..	..	..	..	17,977	..	..	..	..
Union of South Africa	5,451,550	5,651,116	4,425,500	4,404,170	6,341,850	12,02,004	10,48,081	7,46,618	6,85,243	8,59,613
Zanzibar and Pemba	107,100	51,000	34,000	124,000	109,000	24,575	11,037	7,050	24,600	20,725
Kenya Colony	1,188,738	702,416	1,104,600	1,482,710	1,885,306	2,56,604	94,795	1,34,680	1,70,875	2,30,474
Tanganyika Territory	336,200	300,000	161,000	115,000	311,000	69,607	43,871	18,595	11,912	40,859
Anglo-Egyptian Sudan	81,250	67,525	150,000	34,000	50,000	35,200	10,149	20,000	4,990	8,078
Mauritius and Dependencies	35,000	11,000	..	22,000	7,000	8,662	2,550	..	2,735	942
Canada— Ind Atlantic Coast	74,939,875	64,615,013	56,964,991	58,696,529	74,797,400	1,32,31,664	85,67,911	57,83,744	58,03,600	81,33,750
„ Pacific „	6,540,000	4,356,000	5,730,000	6,376,000	5,130,568	10,83,362	4,90,290	5,86,254	6,22,732	5,64,803
Commonwealth of Australia	21,512,340	15,265,650	17,329,664	20,276,853	18,105,620	54,34,603	27,00,842	23,86,531	30,57,435	27,07,123
New Zealand	3,679,954	3,241,635	2,929,061	2,842,704	4,218,015	8,05,299	5,33,918	3,93,923	4,02,726	5,67,575
Other British Possessions	18,050	44,000	14,000	46,334	48,000	3,505	4,850	2,040	6,130	7,000
TOTAL BRITISH EMPIRE	173,069,287	141,580,402	154,283,035	154,513,655	165,002,886	3,38,36,271	1,97,91,892	1,74,36,020	1,73,38,674	1,92,89,299
Union of Socialist Soviet Republics—										
Southern	..	..	..	450,000	..	..	..	..	45,000	..
Sweden	170,000	..	..	..	60,000	26,037	..	..	..	5,400
Norway	990,000	1,782,500	1,207,500	595,000	1,345,000	1,57,119	2,52,214	1,17,031	59,853	1,05,900
Denmark	40,000	749,500	1,019,500	540,000	50,000	13,475	1,12,845	1,58,226	81,453	8,328
Germany	1,240,500	2,533,500	1,673,000	776,000	296,000	2,02,235	2,58,802	1,59,515	84,038	32,816
Netherlands	282,000	586,500	136,000	50,000	..	40,235	75,503	14,277	4,705	..

(a) Separately shown from 1933-34.

No. 11—*continued*

ARTICLES, AND COUNTRIES OF FINAL DESTINATION ALSO SHARE OF EACH PROVINCE	QUANTITY					VALUE				
	1929-30	1930-31	1931-32	1932-33	1933-34	1929-30	1930-31	1931-32	1932-33	1933-34
						R	R	R	R	R
Textiles—*continued*										
Jute—*continued*										
MANUFACTURES—*continued*										
Hessian gunny cloth (III. Q)—continued	Yards	Yards	Yards	Yards	Yards					
Roumania	..	..	20,000	20,000	..	..	..	2,000	19,163	..
Greece (*including* Crete)	1,701,000	2,010,800	3,196,500	1,630,000	1,246,200	8,01,526	2,[illegible]6[illegible]	3,39,121	1,74,918	1,36,961
Turkey, European	2,750,000	1,830,000	3,700,000	2,862,000	1,434,000	4,43,762	[illegible]07,954	3,71,111	2,76,507	1,48,731
Turkey, Asiatic	970,000	466,000	424,000	813,000	1,[illegible]00,000	1,87,563	85,000	46,444	97,601	1,07,654
Iraq	523,000	703,300	1,016,160	718,512	473,500	1,14,[illegible]32	94,875	1,39,685	1,02,516	72,874
Persia	113,790	238,710	1,203,796	1,102,700	644,916	29,237	81,[illegible]18	2,39,116	2,06,378	1,21,720
Henjam Island	..	..	..	115,000	..	..	..	..	24,062	..
Sumatra	274,319	164,000	167,000	247,939	229,340	63,116	20,172	19,590	27,579	20,207
Java	636,000	700,093	40,663	612,503	761,000	1,28,818	1,05,[illegible]42	91,231	75,163	85,158
Celebes and other Islands	64,000	10,000	..	1,000	..	11,760	1,[illegible]2	..	100	..
Siam	3,000	..	3,000	11,000	95,000	600	..	185	1,330	11,825
French Indo-China	115,000	362,000	105,000	63,000	329,000	19,[illegible]6	40,5[illegible]4	11,928	6,705	31,248
Philippines	14,145,600	15,715,000	16,077,000	20,662,000	17,702,600	32,07,461	2[illegible],[illegible]4,778	34,44,612	33,21,797	27,30,984
Formosa	..	80,000	..	4,000	..	..	18,400	..	600	..
China (*exclusive* of Hong-kong and Macão)	8,013,912	8,507,000	3,962,000	3,716,400	1,517,000	18,[illegible]8,[illegible]91	[illegible],20,092	4,44,548	4,02,884	1,70,111
Japan	120,000	135,000	105,000	342,000	20,000	31,200	14,400	10,317	41,997	2,400
Egypt	1,084,000	1,780,000	2,320,000	2,416,500	4,767,059	1,86,705	2,[illegible]1,[illegible]74	2,71,642	2,57,558	5,06,[illegible]30
Morocco	35,500	20,000	20,000	10,[illegible]00	..	6,945	1,975	2,510	804	..
Portuguese West Africa	..	10,000	5,000	63,000	65,000	..	1,[illegible]75	650	6,560	6,205
Portuguese East Africa	1,271,800	914,000	985,150	1,347,000	1,076,775	3,01,773	1,33,492	1,13,[illegible]7	1,61,[illegible]72	1,48,[illegible]29
Madagascar and Kerguelen	1,000	115,000	..	..	..	216	1[illegible],500	..	..	..
French Somaliland	20,000	38,[illegible]53	30,500	6,[illegible]00	8,000	4,400	6,160	3,[illegible]39	812	740
United States of America—										
Vid Atlantic Coast	987,664,869	730,681,[illegible]09	610,947,847	465,091,536	511,885,[illegible]79	19,70,77,[illegible]96	8,91,11,513	5,74,87,[illegible]85	4,70,14,[illegible]56	5,46,[illegible],[illegible]98
,, Pacific ,,	116,303,807	108,843,673	79,960,843	81,105,[illegible]75	101,[illegible]17,[illegible]54	1,89,81,576	1,47,57,[illegible]76	79,80,771	76,0[illegible],253	1,01,46,[illegible]16
Cuba	356,378	1,184,[illegible]35	562,033	2[illegible],[illegible]10	[illegible]0,000	70,[illegible]9[illegible]	1,[illegible],[illegible]8[illegible]	57,173	23,[illegible]47	9,281
Hayti and St. Domingo	80,000	51,[illegible]00	40,000	20,[illegible]10	10,000	12,650	4,[illegible]40	3,[illegible]40	1,[illegible]70	3,[illegible]62
Porto Rico	210,000	50,[illegible]00	160,000	..	30,000	31,[illegible]28	6,[illegible]87	15,125	..	3,000
Mexico	30,000	50,000	120,000	..	..	4,400	1[illegible],50[illegible]	12,100	..	..
Nicaragua	12,500	..	..	..	..	6,[illegible]00	..		..	..
Colombia	66,000	16,[illegible]00	30,000	70,[illegible]00	90,000	14,[illegible]60	1,[illegible]30	2,[illegible]17	[illegible],[illegible]44	[illegible],[illegible]18
Panama (*including* Panama Canal Zone)	..	..	..	1,050,[illegible]01	..	..	..	..	86,[illegible]00	..
Brazil	162,0[illegible]0	160,000	..	..	..	28,[illegible]45	1[illegible],[illegible]00	..	..	..
Paraguay	571,000	150,[illegible]00	145,000	17[illegible],000	[illegible]0,000	84,660	18,774	19,231	14,[illegible]37	19,175
Uruguay	14,612,000	14,079,[illegible]43	10,369,181	9,631,661	10,211,[illegible]00	2[illegible],[illegible]7,[illegible]15	[illegible],[illegible]7,[illegible]60	11,21,[illegible]94	10,[illegible],[illegible]64	11,61,[illegible]90
Argentine Republic (*including* the Atlantic Coast of Patagonia)	324,[illegible]15,800	[illegible]04,56[illegible],[illegible]00	99,268,[illegible]00	231,[illegible]73,000	[illegible]60,577,[illegible]18	4,40,87,[illegible]24	[illegible],[illegible]1,[illegible]93[illegible]	1,12,[illegible],[illegible]85	2,[illegible],66,[illegible]21	1,[illegible],[illegible],837
Chile (*including* the Pacific Coast of Patagonia)	2,244,[illegible]00	[illegible],[illegible]00	271,[illegible]00	77[illegible],000	536,000	3,27,[illegible]10	[illegible],[illegible]00	29,[illegible]84	64,[illegible]40	49,[illegible]79
Peru	2,519,000	1,466,000	1,724,[illegible]00	2,162,000	3,[illegible]12,000	3,72,[illegible]67	1,19,[illegible]36	1,41,[illegible]22	1,[illegible],[illegible]14	2,[illegible],[illegible]65
Ecuador	353,[illegible]00	277,000	622,000	110,[illegible]00	470,000	1,[illegible]5,[illegible]62	80,[illegible]21	[illegible]6,[illegible]00	18,[illegible]99	62,[illegible]06
Bolivia	..	76,000	..	6,[illegible]30	[illegible]0,000	..	[illegible],[illegible]1[illegible]	..	1,[illegible]75	1,[illegible]23
Hawaii	16,[illegible]00	[illegible]4,[illegible]00	6,000	1,[illegible]00	1[illegible],000	4,[illegible]00	16,[illegible]74	[illegible]34	[illegible]37	2,[illegible]06
Other Foreign Countries	4,000	..	48,225	8[illegible],[illegible]30	29,[illegible]16	1,[illegible]40	..	5,[illegible]40	6,[illegible]10	4,[illegible]04
TOTAL FOREIGN COUNTRIES	1,625,774,[illegible]75	1,[illegible],[illegible]2[illegible],[illegible]89	841,[illegible]41,[illegible]96	6[illegible],[illegible]19,[illegible]56	[illegible],[illegible]46,[illegible]15	[illegible]3,[illegible]4,[illegible]0[illegible]	[illegible],[illegible]0,[illegible]75	[illegible],[illegible]0,[illegible]60	[illegible],[illegible]3,[illegible]91	[illegible],[illegible],[illegible]79
Sea to or Bengal	1,[illegible],[illegible]70,[illegible]93	[illegible],[illegible]2[illegible],[illegible]13	[illegible],[illegible]7,[illegible]12	[illegible],[illegible]6,[illegible]17	[illegible],[illegible]6[illegible],[illegible]32	[illegible],[illegible]1,[illegible]47	[illegible]4,[illegible]5,[illegible]0[illegible]	[illegible]0,[illegible]1,[illegible]71	[illegible],[illegible]4,[illegible]6[illegible]	[illegible]0,[illegible]0,[illegible]76
,, *Bombay*	[illegible]46,[illegible]0[illegible]	[illegible]19,[illegible]10	[illegible],[illegible]3,[illegible]91	[illegible],[illegible]4,[illegible]0[illegible]	[illegible]4[illegible],[illegible]0[illegible]	[illegible],[illegible]8,[illegible]18	[illegible]3,[illegible]0[illegible]1	[illegible],[illegible]4,[illegible]76	[illegible],[illegible]1,[illegible]63	[illegible],[illegible]1,[illegible]69
,, *Sind*	[illegible],[illegible]33	[illegible]1,[illegible]90	[illegible]60	[illegible],[illegible]40	[illegible],[illegible]0[illegible]	[illegible],[illegible]46	[illegible],[illegible]0[illegible]	[illegible]00	[illegible]13	[illegible]60
,, *Madras*	[illegible]3,[illegible]00	[illegible]5,[illegible]00	[illegible]9,[illegible]00	[illegible]1,[illegible]00	[illegible]24,[illegible]99	[illegible],[illegible]1[illegible]	[illegible]7,[illegible]1[illegible]	[illegible],[illegible]7[illegible]	[illegible],[illegible]7[illegible]	[illegible]3,[illegible]11
TOTAL (Yards)	[illegible],[illegible]9[illegible],[illegible]4[illegible],[illegible]5[illegible]	[illegible],[illegible]3[illegible],[illegible]0[illegible],[illegible]5[illegible]	[illegible],[illegible]2[illegible],[illegible]7[illegible],[illegible]1[illegible]	[illegible],[illegible],[illegible]1[illegible],[illegible]1[illegible]	[illegible],[illegible],[illegible]7[illegible],[illegible]1[illegible]	[illegible]4,[illegible]1,[illegible]8 [illegible]	[illegible]1,[illegible]8,[illegible]7[illegible]	[illegible],[illegible]0,[illegible]1[illegible],[illegible]0[illegible]	[illegible],[illegible]4,[illegible]3[illegible],[illegible]0[illegible]	[illegible]0,[illegible]1,[illegible]6[illegible],[illegible]1[illegible]
(=[illegible])	=[illegible],[illegible]3	=[illegible],[illegible]7[illegible]	=[illegible],[illegible]7	=[illegible],[illegible]0	=[illegible],[illegible]3					

No. 11—*continued*

ARTICLES, AND COUNTRIES OF FINAL DESTINATION; ALSO SHARE OF EACH PROVINCE	QUANTITY					VALUE				
	1929-30	1930-31	1931-32	1932-33	1933-34	1929-30	1930-31	1931-32	1932-33	1933-34
						R	R	R	R	R
Textiles—*continued*										
Jute—*continued*										
MANUFACTURES—*continued*										
***Total Gunny cloth (III. Q)*—**	Yards	Yards	Yards	Yards	Yards					
United Kingdom (*including* Channel Islands)	58,598,322	46,187,757	62,175,129	57,400,547	51,020,319	1,14,52,584	59,34,559	70,32,860	68,00,169	57,28,824
Irish Free State (*a*)	—	—	—	—	60,000	—	—	—	—	6,860
Aden and Dependencies	80,500	63,500	109,000	78,000	125,500	16,980	9,144	11,874	11,362	21,617
Bahrein Islands	3,000	..	..	50,000	5,000	1,110	..	..	10,000	1,250
Ceylon (*excluding* Maldives)	3,266,640	2,919,000	2,865,280	2,316,262	2,553,366	6,79,585	3,37,692	3,77,438	2,75,035	3,35,805
Straits Settlements	1,328,521	1,230,857	1,623,199	2,691,521	1,830,501	2,64,309	1,70,022	1,87,760	3,13,533	2,33,727
Federated Malay States	26,250	6,000	81,000	140,000	400,000	5,515	870	9,412	15,444	49,241
Hongkong	1,453,000	1,455,600	1,867,000	504,000	1,516,000	3,10,310	3,14,512	2,10,031	71,453	2,60,419
Sierra Leone	109,000	..	..	..	..	17,977	..	..	..	..
Union of South Africa	5,451,550	5,031,116	4,415,500	4,504,170	6,274,850	12,92,004	10,48,081	7,44,318	6,86,143	8,65,928
Zanzibar and Pemba	107,100	51,000	84,000	124,000	169,000	24,575	11,037	7,980	24,000	20,725
Kenya Colony	1,188,728	702,416	1,109,600	1,492,710	1,895,366	2,55,604	94,705	..	1,72,025	2,31,424
Tanganyika Territory	330,200	300,000	161,000	115,000	311,000	69,607	42,571	1,35,280	11,912	40,859
Nyasaland Protectorate	..	..	10,000	..	..	..	..	18,595	..	..
Anglo-Egyptian Sudan	81,250	62,525	150,000	34,000	50,000	35,200	10,149	20,000	4,990	8,078
Mauritius and Dependencies	36,000	11,000	39,000	62,000	40,000	8,002	2,550	8,880	10,735	5,922
Canada—										
Vid Atlantic Coast	75,004,875	68,675,015	57,035,020	58,706,529	74,942,749	1,32,43,030	85,72,561	68,02,999	58,05,100	81,53,800
,, Pacific ,,	6,559,000	4,388,500	6,207,144	6,765,500	5,152,068	10,89,752	5,00,496	6,75,556	6,08,528	5,60,205
Commonwealth of Australia	26,028,019	18,238,217	19,853,004	24,808,450	19,804,420	62,71,529	32,45,573	27,04,441	36,26,842	29,27,140
New Zealand	3,828,754	3,321,281	2,985,421	2,926,110	4,427,215	9,33,582	5,56,847	4,02,949	4,17,452	6,20,539
Other British Possessions	18,050	44,000	34,000	36,374	48,000	3,505	4,850	3,340	5,230	7,900
TOTAL BRITISH EMPIRE	183,487,650	147,487,784	170,784,396	162,845,182	171,373,354	3,61,75,429	2,08,57,330	1,84,14,563	1,84,60,543	2,00,89,063
Union Socialist Soviet Republics—										
Southern	..	..	..	450,000	..	..	..	..	45,000	..
Sweden	170,000	..	..	..	60,000	26,037	..	..	..	5,400
Norway	2,402,100	5,785,200	6,539,450	3,437,400	3,344,550	5,64,945	12,92,725	12,73,880	5,79,440	14,40,806
Denmark	40,000	749,000	1,010,500	540,000	50,000	13,475	1,12,845	1,58,236	81,453	8,328
Germany	1,240,500	2,535,500	1,673,000	778,000	296,000	2,06,435	2,88,802	1,59,515	84,368	32,816
Netherlands	282,000	586,500	136,000	50,000	2,000	40,295	75,503	14,277	4,700	221
Roumania	..	..	20,000	200,000	..	..	..	2,000	19,143	..
Greece (*including* Crete)	1,701,000	2,010,800	3,346,500	1,680,000	1,244,200	3,01,520	2,66,967	3,57,683	1,74,035	1,38,262
Turkey, European	2,750,000	1,831,000	2,710,000	2,885,000	2,016,005	4,83,742	2,09,364	2,72,311	2,79,497	2,07,322
Turkey Asiatic	979,000	466,000	424,000	916,000	1,542,600	1,87,569	65,990	46,844	1,12,569	1,61,036
Iraq	523,000	708,300	1,016,160	718,592	473,500	1,14,232	94,575	1,39,885	1,02,516	72,624
Persia	113,790	238,710	1,203,796	1,192,700	644,096	28,237	51,134	2,39,336	2,06,378	123,729
Henjam Island	..	..	..	115,000	..	..	..	..	24,062	..
Sumatra	626,819	378,000	464,000	395,989	220,340	1,51,686	49,802	55,133	44,130	29,397
Java	850,000	1,037,093	962,663	655,500	787,400	1,77,042	1,40,413	1,19,538	79,082	88,382
Borneo (Dutch)	16,000	..	6,000	30,000	38,800	1,740	..	450	2,360	7,300
Celebes and other Islands	179,000	90,000	40,000	66,000	170,000	24,810	12,762	4,550	7,000	15,923
Siam	3,000	26,000	2,000	11,600	95,000	600	4,004	185	1,330	11,525
French Indo-China	115,000	353,000	105,000	63,000	329,000	19,356	40,604	11,925	6,705	35,248
Philippine	14,500,600	15,840,000	16,177,000	20,932,000	17,819,600	33,20,986	28,45,653	24,59,643	33,32,371	27,67,499
Formosa	..	80,000	..	4,000	..	..	18,400	..	400	..
China (*exclusive* of Hongkong and Macao)	8,913,912	3,507,000	3,962,000	3,716,400	1,537,000	18,08,693	5,29,692	4,44,545	4,02,854	1,77,711
Japan	120,000	135,000	105,000	382,000	20,000	31,200	19,400	10,337	41,997	2,400
Egypt	5,634,000	3,781,000	6,860,000	6,568,500	11,355,050	11,77,454	5,24,883	8,83,220	8,22,840	12,50,450
Morocco	35,500	20,000	20,000	10,000	..	6,995	1,925	3,510	806	..
Portuguese West Africa	..	10,000	5,000	63,000	85,000	..	1,375	650	6,590	8,200
Portuguese East Africa	1,391,300	914,000	985,150	1,469,500	1,167,975	3,07,173	1,33,492	1,13,827	1,94,814	1,67,259
Madagascar and Kerguelen	2,000	115,000	..	..	..	354	15,300	..	..	..
French Somaliland	20,000	35,550	30,500	6,000	8,000	4,400	6,140	3,699	512	740

(*a*) Separately shewn from 1933-34.

No. 11—*continued*

ARTICLES, AND COUNTRIES OF FINAL DESTINATION; ALSO SHARE OF EACH PROVINCE	QUANTITY					VALUE				
	1929-30	1930-31	1931-32	1932-33	1933-34	1929-30	1930-31	1931-32	1932-33	1933-34
Textiles—*continued*										
Jute—*continued*						R	R	R	R	R
MANUFACTURES—*continued*										
Total Gunny cloth (III. Q)—continued	Yards	Yards	Yards	Yards	Yards					
United States of America—										
Vid Atlantic Coast	953,167,069	742,738,771	611,483,422	466,541,641	543,097,379	16,20,06,666	9,13,73,668	5,75,88,007	6,82,45,088	8,50,0 ,612
„ Pacific „	118,741,607	111,059,606	80,884,643	82,274,227	104,135,548	2,05,08,382	1,51,93,646	80,9 ,690	77,87,710	1,06,76,688
Cuba	356,378	1,188,395	562,033	230,000	80,000	70,598	1,22,398	57,173	21,087	9,263
Hayti and St. Domingo	80,000	61,000	40,000	20,000	40,000	13,650	6,180	3, 00	1,779	3,962
Porto Rico	210,000	50,000	160,000	..	20,000	31,628	6,687	15,125	..	3,040
Mexico	30,000	50,000	120,000	..	..	4,400	12,500	12,100	..	..
Nicaragua	13,500	..	..	..	..	6,000	..	..	..	..
Colombia	86,000	16,000	30,000	70,000	90,000	14,580	1,480	2,837	5,744	9,312
Panama (*including* Panama Canal Zone)	..	..	..	1,050,000	..	..	..	..	85,000	..
Venezuela	100,000	70,000	120,000	55,000	120,000	18,743	10,220	16,850	6,700	12,561
Brazil	162,000	160,000	..	..	..	28,466	16,800	..	..	..
Paraguay	571,000	150,000	185,000	175,000	180,000	84,769	18,774	19,231	18,837	19,173
Uruguay	14,612,000	14,079,549	10,369,181	9,634,661	10,211,000	29,43,245	22,77,060	13,21,184	10,02,804	11,81,280
Argentine Republic (*including* the Atlantic Coast of Patagonia)	329,2 6,800	208,595,000	104,908,188	237,512,000	169,581,733	6,49,07,219	1,16,62,925	1,19,47,156	2,67,14,782	1,92,91,042
Chile (*including* the Pacific Coast of Patagonia)	2,410,468	990,117	346,016	902,788	870,113	2,78,105	1,21,922	56,838	98,701	70,923
Peru	2,530,000	1,466,000	1,724,000	2,169,000	3,012,000	3,72,487	1, 9,414	1,64,022	1,91,906	2 90,165
Equador	1,739,267	1,457,000	1,489,000	810,098	1,621,247	3,81,886	2,37,174	2,06,346	1,00,717	2,40,248
Bolivia	..	76,000	..	6,000	10,000	..	8,512	..	1,0 0	1,123
Hawaii	16,000	84,000	6,000	1,000	18,000	4,000	16,804	934	137	2,763
Other Foreign Countries	20,000	..	45,225	49,000	16,734	5,900	..	5,360	6,119	1 804
TOTAL FOREIGN COUNTRIES	1,467,037,503	1,123,512,091	860,285,627	848,845,594	881,207,809	26,07,38,759	14,78,43,674	9,60,59,025	9,38,20,201	9,37,26,192
Share of Bengal	*1,050,052,624*	*1,270,513,466*	*1,019,697,002*	*1,018,163,634*	*1,051,436,141*	*29,63,31,706*	*14,55,92, 18*	*10,61,27,171*	*10,21,12,141*	*11,26,12,905*
Bombay	*440,310*	*389,710*	*1,323,531*	*1,194,892*	*819,938*	*1,05,889*	*88,018*	*2,16,775*	*2,21,513*	*1,73,060*
Sind	*6,830*	*13,760*	*800*	*2,800*	*1,000*	*3,644*	*3,800*	*180*	*650*	*250*
Madras	*26,600*	*85,000*	*69,000*	*35,000*	*226,000*	*3,250*	*17,118*	*3,742*	*4,180*	*19,931*
TOTAL { Yards.	1,050,525,254	1,270,909,875	1,021,070,023	1,011,660,776	1,052,581,1	29,69,54,329	14,77,1,023	10,64,78,848	10,24 ,,144	11,7 ,16,283
TOTAL { —Tons.	—451,314	—337,298	—266,897	—269,758	—2 0 3					
Rope and twine (III. Q)—	Cwts.	Cwts.	Cwts.	Cwts.	Cwts.					
United Kingdom (*including* Channel Islands)	700	1 3	591	120	271	17,349	6,920	8,850	1,94	11,660
Aden and Dependencies	458	755	514	548	1,090	8,832	12,860	6,356	5,402	10,0 9
Ceylon (*excluding* Maldives)	3,981	4,498	3,015	2,746	3,780	78,188	91,838	48,300	32,0 3	41,0 0
Straits Settlements	31,825	32,503	32,721	25,399	37,936	6,07,743	1,71,801	4,29,648	2,84 798	3,7 ,218
Hongkong	13,726	5,973	16,258	3,912	9,787	3,6 ,581	1,08,084	2,56,023	72,2 0	1,18,176
Union of South Africa	3, 16	4 2 5	2,742	3,091	5,310	60,780	94,719	51,338	48,713	87,684
Zanzibar and Pemba	514	120	291	210	230	7,981	3,140	3,950	3,767	4,194
Kenya Colony	2,537	2,547	1,493	1,841	2,618	31,924	58,312	27,042	26,048	24,188
Tanganyika Territory	225	177	244	138	227	6,242	4,244	4,257	2,898	3,864
Mauritius and Dependencies	735	602	560	254	90	9,	12,550	7,751	3,924	1,107
British Guiana	180	194	146	188	298	6,897	4,125	3,147	4,0	5,527
Commonwealth of Australia	828	148	172	181	378	22,020	3,045	3,707	4,4	4,746
Other British Possessions	366	296	438	469	457	8,548	18,722	9,187	7,216	8,750
TOTAL BRITISH EMPIRE	57,816	52,301	58,314	39,185	62,321	11,67,104	9,70, 39	8,50,409	6,56,133	8 2,7 0
Union of Socialist Soviet Republics—										
Pacific Ports (in Asia)	1,8	..	..	..	..	2,234	..	..	..	..
Belgium	440	..	..	..	..	5,7 4	..	..	..	..
Persian Territory and Persian Gulf	65	162	212	154	148	1,0	4, 42	5,790	3,924	2 741
Other Native States in Arabia	127	225	91	138	114	4,4 6	6,216	2,929	3,184	3,4 5
Iraq	. 844	1,230	944	998	48	44,146	2 ,4 0	12,497	12,6 7	6,1 6

No. 11—*continued*

ARTICLES, AND COUNTRIES OF FINAL DESTINATION; ALSO SHARE OF EACH PROVINCE	QUANTITY					VALUE				
	1929-30	1930-31	1931-32	1932-33	1933-34	1929-30	1930-31	1931-32	1932-33.	1933-34
Textiles—*continued.*						R	R	R	R	R
Jute—*continued*										
MANUFACTURES—*continued*										
Rope and twine (III. Q)—continued	Yards	Yards	Yards	Yards	Yards					
Persia	350	322	520	265	375	8,560	9,304	12,716	6,718	7,327
Sumatra	7,109	6,058	8,599	2,879	1,676	1,89,532	1,08,592	48,880	37,685	31,972
Java	14,803	15,619	14,128	8,829	9,356	2,86,889	2,55,562	2,02,149	1,07,269	95,944
Celebes and other Islands	1,287	1,472	502	905	1,240	28,900	24,495	7,695	12,057	13,969
French Indo-China	2,585	3,103	2,059	1,379	1,547	40,807	56,202	32,489	21,270	16,275
Philippines	63	29	308	630	--	1,542	510	5,020	4,775	--
China (*exclusive* of Hong-kong and Macão)	2,195	1,939	5,103	4,390	5,034	46,094	42,374	79,882	61,823	68,198
Japan	2,601	1,052	656	3,273	3,057	53,275	16,913	9,074	53,700	45,691
Portuguese East Africa	2,268	2,708	2,497	2,073	2,272	56,802	58,605	41,744	41,099	31,890
United States of America—										
Vid Atlantic Coast	--	330	17	2,580	402	--	5,850	1,020	18,824	2,324
Uruguay	669	357	223	..	208	14,789	9,000	3,594	..	3,013
Argentine Republic (*including* the Atlantic Coast of Patagonia)	558	447	112	..	..	10,823	8,481	1,500	--	--
Peru	857	905	1,148	1,344	2,089	22,513	21,777	17,360	18,858	28,472
Other Foreign Countries	302	577	444	901	878	8,512	10,866	13,188	12,435	9,784
TOTAL FOREIGN COUNTRIES	39,780	37,025	32,615	31,628	30,143	3,11,603	6,66,426	4,97,024	4,17,335	3,66,846
Share of Bengal	*94,544*	*86,964*	*89,004*	*69,394*	*90,691*	*18,96,719*	*15,73,520*	*13,09,781*	*8,79,386*	*9,98,094*
" *Bombay*	*2,970*	*2,941*	*1,718*	*1,308*	*1,667*	*79,268*	*64,279*	*42,128*	*30,690*	*33,016*
" *Sind*	*77*	*93*	*104*	*57*	*74*	*2,380*	*2,675*	*3,418*	*1,002*	*1,201*
" *Madras*	*7*	*21*	*8*	*13*	*20*	*272*	*931*	*180*	*293*	*195*
" *Burma*	*4*	*6*	*35*	*11*	*12*	*130*	*150*	*1,235*	*197*	*131*
TOTAL	97,603	89,326	90,920	70,793	92,464	19,78,709	16,40,555	13,56,732	9,11,468	10,32,695
Other kinds (III. Q)—	Cwts.	Cwts.	Cwts	Cwts.	Cwts.					
United Kingdom	3,668	2,186	3,686	6,891	9,099	1,20,542	1,26,470	2,17,091	4,25,236	4,52,881
Ceylon (*excluding* Maldives)	242	437	315	238	180	16,910	7,491	4,407	3,570	1,853
Union of South Africa	146	228	161	134	260	7,488	12,702	7,335	6,011	9,724
Canada—										
Vid Atlantic Coast	18	82	..	262	15	650	2,925	--	7,877	540
Commonwealth of Australia	1,605	368	535	1,140	1,199	47,922	11,397	21,003	65,900	59,280
New Zealand	2	29	104	304	286	130	1,104	8,096	14,417	10,759
Other British Possessions	99	136	188	137	12	4,795	5,815	6,756	6,342	605
TOTAL BRITISH EMPIRE	5,619	3,426	4,991	9,042	11,001	2,05,464	1,66,094	2,60,671	5,26,472	5,35,642
China (*exclusive* of Hong-kong and Macão)	25	10	60	110	351	1,044	365	1,439	2,765	6,735
Portuguese East Africa	102	13	..	..	20	7,855	1,065	..	..	204
United States of America—										
Vid Atlantic Coast	734	90,572	217,220	70,958	43,638	34,980	9,08,736	25,91,195	6,78,961	4,33,647
" Pacific "	..	4,173	609	9,063	21,174	--	61,419	31,760	1,09,578	1,81,488
Other Foreign Countries	587	146	205	68	139	7,564	2,583	4,200	1,225	3,214
TOTAL FOREIGN COUNTRIES	1,448	94,913	218,284	80,199	65,322	51,443	10,35,168	26,28,614	7,92,549	6,25,288
Share of Bengal	*6,796*	*87,735*	*222,350*	*83,999*	*76,719*	*2,51,129*	*11,85,605*	*23,83,352*	*13,15,376*	*11,51,201*
" *Bombay*	*213*	*594*	*301*	*241*	*113*	*6,553*	*19,990*	*4,216*	*3,635*	*1,764*
" *Sind*	..	*39*	..	..	*15*	..	*610*	..	..	*748*
" *Madras*	..	..	*1*	..	*1*	..	*24*	*92*	..	*65*
" *Burma*	..	..	*80*	*1*	*475*	*25*	..	*1,105*	*11*	*6,930*
TOTAL	7,067	95,339	223,245	89,241	76,323	2,56,907	12,00,263	28,19,285	13,19,021	11,60,930

No. 11—*continued*

ARTICLES, AND COUNTRIES OF FINAL DESTINATION; ALSO SHARE OF EACH PROVINCE	QUANTITY					VALUE				
	1929-30	1930-31	1931-32	1932-33	1933-34	1929-30	1930-31	1931-32	1932-33	1933-34
						R	R	R	R	
Textiles—*continued*										
Jute—*continued*										
MANUFACTURES—*continued*										
Total value of Jute manufactures (including Twist and Yarn)—										
United Kingdom (*including* Channel Islands)	—	—	—	—	—	3,17,35,777	1,91,78,341	1,66,88,840	1,74,00,830	1,80,21,646
Irish Free State (a)	—	—	—	—	—	—	—	—	—	67,700
Cyprus	—	—	—	—	—	1,99,084	13,080	86,481	25,998	89,147
Palestine	—	—	—	—	—	9,116	13,940	91,681	2a 290	25,043
Aden and Dependencies	—	—	—	—	—	1,87,979	62,859	1,16,269	66,197	92,157
Bahrein Islands	—	—	—	—	—	18,407	7,486	8,869	17,106	6,549
Ceylon (*excluding* Maldives)	—	—	—	—	—	14,72,276	8,80,915	8,67,086	3,49,946	5,81,287
Straits Settlements	—	—	—	—	—	72,48,751	46,71,546	52,46,686	45,01,222	41,69,096
Federated Malay States	—	—	—	—	—	1,81,794	2,150	9,962	18,546	5,950
British Borneo	—	—	—	—	—	..	3,800	5,910	6,501	
Hongkong	—	—	—	—	—	1,66,54,081	60,80,721	79,61,809	61,84,679	67,66,257
Gambia	—	—	—	—	—	7,042	3,224	5,626	6,700	76,774
Sierra Leone	—	—	—	—	—	46,439	17,960	7,159	30,352	1,54,978
Gold Coast (*including* Br. Mandated Territory of Togoland)	—	—	—	—	—	4,55,081	6,19,638	4,96,528	8,92,365	8,80,401
Nigeria (*including* Br. Mandated Territory of Cameroons)	—	—	—	—	—	8,615	6,27,965	5,79,436	8,11,153	11,11,348
Protectorate of South-West Africa	—	—	—	—	—	1,344	7,687	..	..	..
Union of South Africa	—	—	—	—	—	1,12,01,401	92,18,830	99,[illegible],728	84,[illegible],246	85,[illegible],905
Zanzibar and Pemba	—	—	—	—	—	1,89,074	1,[illegible],072	1,07,960	1,06,[illegible]59	86,151
Kenya Colony	—	—	—	—	—	25,[illegible],285	16,70,636	11,04,361	17,26,784	14,25,407
Tanganyika Territory	—	—	—	—	—	3,12,382	3,[illegible],186	1,97,790	1,10,628	3,[illegible],698
Somaliland Protectorate	—	—	—	—	—	6,150	681	2,786	116	70
Anglo-Egyptian Sudan	—	—	—	—	—	19,88,498	7,50,611	8,82,648	7,74,819	9,79,988
Mauritius and Dependencies	—	—	—	—	—	17,[illegible],107	13,13,667	7,[illegible],196	6,[illegible],449	8,13,968
Seychelles	—	—	—	—	—	27,270	13,[illegible]45	8,874	14,715	13,966
Canada—										
Via Atlantic Coast	—	—	—	—	—	1,33,47,514	86,77,966	86,81,848	86,[illegible],002	81,07,386
,, Pacific ,,	—	—	—	—	—	11,82,680	8,82,838	7,64,818	8,[illegible],787	8,01,626
British West India Islands (*excluding* Bahamas)	—	—	—	—	—	16,56,202	12,00,017	11,87,061	11,[illegible],481	12,66,188
British Honduras	—	—	—	—	—	..	3,120	3,856	6,[illegible]	21,516
British Guiana	—	—	—	—	—	4,07,979	4,66,430	4,21,522	3,[illegible],[illegible]	4,[illegible],[illegible]
Commonwealth of Australia	—	—	—	—	—	4,21,98,201	3,57,61,946	2,43,[illegible]49	3,[illegible]2,921	3,63,13,[illegible]
Territory of Papua	—	—	—	—	—	1,32,475	1,18,196	[illegible],48,660	3,07,087	3,16,706
New Zealand	—	—	—	—	—	64,02,[illegible]	50,11,[illegible]	24,[illegible],[illegible]	2[illegible],64,[illegible]	34,77,[illegible]
Fiji Islands	—	—	—	—	—	1,[illegible],471	2,[illegible]	55,[illegible]	71,[illegible]	[illegible],461
Other British Possessions	—	—	—	—	—	[illegible]	1,[illegible]	4,[illegible]	6,[illegible]	1,[illegible]
TOTAL BRITISH EMPIRE	—	—	—	—	—	16,18,79,[illegible]	9,[illegible],[illegible],[illegible]	7,[illegible],[illegible],[illegible]	8,[illegible],[illegible],[illegible]	7,[illegible],[illegible],[illegible]
Union of Socialist Soviet Republics—										
Southern	—	—	—	—	—	..	2,[illegible]	6,[illegible]	[illegible],[illegible]	[illegible],[illegible]
Pacific Ports (in Asia)	—	—	—	—	—	6,[illegible],[illegible]	8,[illegible],[illegible]	[illegible],[illegible],[illegible]	[illegible],[illegible],[illegible]	..
Sweden	—	—	—	—	—	[illegible],[illegible]	27,[illegible]	[illegible],[illegible]	[illegible],[illegible]	[illegible],[illegible]
Norway	—	—	—	—	—	[illegible],[illegible],[illegible]	[illegible],[illegible],[illegible]	[illegible],[illegible],[illegible]	[illegible],[illegible],[illegible]	[illegible],[illegible],[illegible]
Denmark	—	—	—	—	—	[illegible],[illegible],[illegible]	[illegible],[illegible],[illegible]	[illegible],[illegible],[illegible]	[illegible],[illegible],[illegible]	[illegible],[illegible],[illegible]
Germany	—	—	—	—	—	[illegible],[illegible],[illegible]	[illegible],[illegible],[illegible]	[illegible],[illegible],[illegible]	[illegible],[illegible],[illegible]	[illegible],[illegible],[illegible]
Netherlands	—	—	—	—	—	[illegible],[illegible],[illegible]	[illegible],[illegible],[illegible]	[illegible],[illegible],[illegible]	[illegible],[illegible],[illegible]	[illegible],[illegible],[illegible]
Belgium	—	—	—	—	—	[illegible],[illegible],[illegible]	[illegible],[illegible],[illegible]	[illegible],[illegible],[illegible]	[illegible],[illegible],[illegible]	[illegible],[illegible],[illegible]
France	—	—	—	—	—	..	[illegible],[illegible]	..	—	..
Spain	—	—	—	—	—	[illegible],[illegible]	[illegible],[illegible]	[illegible],[illegible]	[illegible],[illegible]	[illegible],[illegible]
Italy (*including* Fiume)	—	—	—	—	—	..	..	..	[illegible],[illegible]	..
Austria	—	—	—	—	—	[illegible],[illegible]	..	..	..	..
Yugoslavia (The Kingdom of the Serbs, Croats and Slovenes)	—	—	—	—	—	[illegible],[illegible]	11,[illegible]	[illegible],[illegible]	[illegible],[illegible]	[illegible],[illegible]
Bulgaria	—	—	—	—	—	[illegible],[illegible]	[illegible],[illegible]	[illegible],[illegible]	[illegible],[illegible]	[illegible],[illegible]

(a) Separate returns are shown from 1933-34.

No. 11—*continued*

ARTICLES, AND COUNTRIES OF FINAL DESTINATION; ALSO SHARE OF EACH PROVINCE	QUANTITY					VALUE				
	1929-30	1930-31	1931-32	1932-33	1933-34	1929-30	1930-31	1931-32	1932-33	1933-34
						R	R	R	R	R
Textiles—*continued*										
Jute—*continued*										
MANUFACTURES—*continued*										
Total value of jute manufactures (including *Twist and Yarn*)—continued										
Roumania	—	—	—	—	—	3,89,042	1,55,546	1,51,464	1,59,831	1,72,105
Greece (*including* Crete)	—	—	—	—	—	18,48,823	14,78,389	15,89,208	5,16,033	5,14,236
Turkey, European	—	—	—	—	—	8,60,975	4,83,246	6,26,058	10,79,890	11,53,092
Turkey, Asiatic	—	—	—	—	—	13,35,108	5,84,458	6,63,315	13,59,690	13,20,756
Syria	—	—	—	—	—	56,918	28,202	87,196	17,892	15,390
Armenia	—	—	—	—	—	8,489	11,416	10,673	38,022	2,200
Muskat Territory and Trucial Oman	—	—	—	—	—	39,777	22,654	51,495	43,089	33,736
Other Native States in Arabia	—	—	—	—	—	18,746	11,024	2,052	4,180	6,291
Iraq	—	—	—	—	—	9,33,630	7,13,743	6,31,006	3,73,915	3,80,444
Persia	—	—	—	—	—	2,24,507	1,12,106	3,07,600	2,82,331	2,25,588
Henjam Island	—	—	—	—	—	2,205	..	570	24,062	..
Sumatra	—	—	—	—	—	6,01,813	3,50,879	2,16,420	2,89,178	2,10,602
Java	—	—	—	—	—	1,72,32,252	1,63,38,290	99,22,793	42,97,537	35,68,239
Borneo (Dutch)	—	—	—	—	—	3,55,499	66,154	10,175	1,21,370	1,36,991
Celebes and other Islands	—	—	—	—	—	10,41,145	6,63,330	3,10,603	3,82,170	6,58,239
Siam	—	—	—	—	—	44,11,900	14,23,954	16,50,456	31,53,351	30,88,950
Indo-China French	—	—	—	—	—	51,79,346	17,85,919	13,31,670	22,76,392	17,31,115
Philippines	—	—	—	—	—	53,22,162	41,05,269	34,82,465	45,35,618	40,09,965
Formosa	—	—	—	—	—	17,92,560	11,80,024	10,26,889	7,45,112	3,52,955
China (*exclusive of Hongkong and Macao*)	—	—	—	—	—	36,54,597	10,04,073	10,19,010	5,73,429	3,84,103
Japan	—	—	—	—	—	65,14,583	17,50,275	12,87,984	24,83,839	14,10,672
Egypt	—	—	—	—	—	1,01,15,859	71,57,868	54,59,243	42,90,663	64,25,145
Tripoli (*including* Libya)	—	—	—	—	—	..	2,788	11,100	6,300	2,550
Tunis	—	—	—	—	—	10,847	59,692	5,527	550	..
Morocco (a)	—	—	—	—	—	5,77,447	1,89,937	1,39,557	1,22,105	—
Morocco Spanish	—	—	—	—	—	...	—	—	—	59,379
Morocco Tangier	—	—	—	—	—	—	—	—	—	98,004
Spanish West Africa	—	—	—	—	—	1,053	..	24,147	802	..
French West Africa (*including* French Mandated territory of Togoland and Cameroons)	—	—	—	—	—	1,00,190	1,12,337	1,62,479	1,27,438	2,89,602
Belgian Congo	—	—	—	—	—	..	..	17,000	..	..
Portuguese West Africa	—	—	—	—	—	6,12,055	4,50,182	3,65,007	4,86,523	74,44,525
Portuguese East Africa	—	—	—	—	—	54,54,125	39,89,507	34,78,553	31,00,108	26,66,137
Madagascar and Kirguelor	—	—	—	—	—	8,17,081	4,08,224	2,59,049	3,08,708	4,47,789
Réunion	—	—	—	—	—	..	57,748	..	..	..
Italian East Africa (Somaliland and Eritrea)	—	—	—	—	—	29,256	49,371	38,039	49,112	75,511
French Somaliland	—	—	—	—	—	45,796	74,491	50,659	95,100	69,265
United States of America—										
Vid Atlantic Coast	—	—	—	—	—	16,35,27,606	9,29,05,704	6,04,17,632	4,42,38,998	5,55,89,920
,, Pacific ,,	—	—	—	—	—	2,41,68,196	1,72,38,196	92,15,477	1,00,55,763	1,21,01,096
Cuba	—	—	—	—	—	1,71,91,683	1,01,80,565	53,13,969	44,41,617	38,22,082
Hayti and St. Domingo	—	—	—	—	—	11,11,910	6,78,860	5,58,602	6,68,300	6,74,679
Porto Rico	—	—	—	—	—	22,43,894	20,92,884	15,39,558	14,57,911	8,94,419
French West Indies	—	—	—	—	—	30,000	3,159	..	5,356	..
Dutch West Indies (Curacao)	—	—	—	—	—	13,759	..	4,061	..	..
Mexico	—	—	—	—	—	58,578	57,079	19,640	15,692	16,075
Guatemala	—	—	—	—	—	50,320	14,064	45,037	19,062	10,131
Honduras (not British)	—	—	—	—	—	..	10,000	..	..	..
San Salvador	—	—	—	—	—	1,34,225	52,004	52,061	49,938	1,865
Nicaragua	—	—	—	—	—	1,77,799	72,093	80,670	45,200	82,006
Costa Rica	—	—	—	—	—	62,897	47,789	51,228	78,522	96,245
Colombia	—	—	—	—	—	1,18,380	38,255	3,397	62,613	38,543
Panama (*including* Panama Canal Zone)	—	—	—	—	—	53,285	18,140	50,080	1,28,410	37,804
Venezuela	—	—	—	—	—	18,748	10,250	15,850	10,300	26,561
Dutch Guiana	—	—	—	—	—	32,714	26,227	54,654	43,176	19,142
Brazil	—	—	—	—	—	36,660	18,545	..	15,602	8,440

(a) Subdivided into Countries immediately following from 1933-34.

No. 11—*continued*

ARTICLES, AND COUNTRIES OF FINAL DESTINATION; ALSO SHARE OF EACH PROVINCE	Quantity					Value				
	1929-30	1930-31	1931-32	1932-33	1933-34	1929-30	1930-31	1931-32	1932-33	1933-34
						R	R	R	R	R
Textiles—*continued*										
Jute—*concluded*										
Manufactures—*concluded*										
Total value of jute manufactures (including ***Twist and Yarn***)—concluded										
Paraguay	—	—	—	—	—	84,709	18,774	84,181	1,84,092	1,61,461
Uruguay	—	—	—	—	—	29,88,614	22,10,082	11,84,852	10,31,271	11,84,606
Argentine Republic (*including* the Atlantic Coast of Patagonia)	—	—	—	—	—	6,68,69,429	5,80,99,896	1,38,74,902	2,68,00,386	2,11,86,278
Chile (*including* the Pacific Coast of Patagonia)	—	—	—	—	—	1,25,30,947	46,15,604	5,56,860	11,91,905	24,71,458
Peru	—	—	—	—	—	32,43,866	20,60,467	15,18,631	18,76,084	19,80,641
Ecuador	—	—	—	—	—	3,91,796	2,48,436	2,50,764	1,00,727	2,08,041
Bolivia	—	—	—	—	—	1,35,188	22,088	1,150	8,439	14,846
Hawaii	—	—	—	—	—	40,01,548	34,20,548	28,60,020	23,99,482	23,66,902
Other Islands in the Pacific	—	—	—	—	—	3,994	2,958	11,508	3,210	12,068
Other Foreign Countries	—	—	—	—	—	196	..	..	3,[illegible]	548
TOTAL FOREIGN COUNTRIES	—	—	—	—	—	37,73,35,366	22,21,21,721	14,03,00,066	13,15,[illegible]	18,70,16,618
Share of Bengal	—	—	—	—	—	*51,56,94,597*	*51,56,59,363*	*51,56,17,389*	*51,51,41,[illegible]*	*51,51,27,198*
" Bombay	—	—	—	—	—	*6,35,780*	*6,33,773*	*6,31,016*	*6,27,305*	*6,27,913*
" Sind	—	—	—	—	—	*69,076*	*69,548*	*69,721*	*69,964*	*64,998*
" Madras	—	—	—	—	—	*9,065*	*20,533*	*16,444*	*7,543*	*20,965*
" Burma	—	—	—	—	—	*11,366*	*710*	*3,[illegible]*	*3,545*	*7,545*
TOTAL	—	—	—	—	—	51,88,87,880	51,89,44,611	51,88,41,529	51,71,17,071	51,87,49,618
Total value of Jute, Raw and Manufactures	—	—	—	—	—	79,10,85,446	44,77,81,208	33,11,33,186	31,44,21,041	38,30,76,080
Rhea, Ramie or China Grass (*H. Q*)—	Cwts.	Cwts.	Cwts.	Cwts.	Cwts.					
Silk—										
Raw (*H. O*)—	Lbs.	Lbs.	Lbs.	Lbs.	Lbs.					
United Kingdom (*including* Channel Islands)	97,630	3,251	..	..	1,500	10,54,277	[illegible]	.	..	8,813
Other British Possessions	1,131	906	525	605	605	8,500	8,670	2,100	2,250	2,450
TOTAL BRITISH EMPIRE	98,770	4,[illegible]86	525	605	2,105	[illegible]	[illegible]	2,[illegible]	2,250	11,263
France	30,264	..	1,[illegible]	..	..	1,46,[illegible]	..	9,[illegible]	..	..
Italy (*including* Fiume)	20,253	..	2,400	..	..	5,10,011	..	14,[illegible]	..	..
Austria	.	1,134	..	..	..	..	12,717			..
Muscat Territory and Trucial Oman	305	2,150	..	[illegible]	[illegible]	3,[illegible]	19,[illegible]	..	3,[illegible]	6,[illegible]
Siam	6,618	18,670	..	1,027	8,181	[illegible]	1,[illegible]	..	24,[illegible]	[illegible]
French Somaliland	2,[illegible]	..	..	.	[illegible]	11,[illegible]	..	..	..	6,[illegible]
Other Foreign Countries	797	196	750	..	[illegible]	2,[illegible]	[illegible]	3,[illegible]	.	5,[illegible]
TOTAL FOREIGN COUNTRIES	58,142	21,[illegible]70	6,[illegible]	4,027	9,447	7,25,[illegible]	2,18,[illegible]	28,[illegible]	27,[illegible]	37,[illegible]

No. 11—*continued*

ARTICLES, AND COUNTRIES OF FINAL DESTINATION; ALSO SHARE OF EACH PROVINCE	QUANTITY					VALUE				
	1929-30	1930-31	1931-32	1932-33	1933-34	1929-30	1930-31	1931-32	1932-33	1933-34
Textiles—*continued*	Lbs.	Lbs.	Lbs.	Lbs.	Lbs.	R	R	R	R	R
Silk—*continued*										
***Raw (II, O)*—continued**										
Share of Bengal	..	36	..	..	..	..	300	..	..	..
,, *Bombay*	9,231	21,300	800	4,427	6,456	66,698	2,02,634	3,300	25,068	30,458
,, *Sind*	141,791	4,880	4,360	1,005	5,186	17,23,072	42,565	27,814	3,800	17,898
,, *Burma*	6,190	..	..	..	..	4,643	..	..	..	..
TOTAL	157,212*	26,156*	5,160*	5,432*	11,642	17,94,413*	2,45,489*	31,114*	29,868*	48,356*
***Cocoons or waste (II, O)*—**	Lbs.	Lbs.	Lbs.	Lbs.	Lbs					
United Kingdom (*including* Channel Islands)	57,692	28,89)	4,235	..	113,065	95,811	51,753	10,971	..	94,934
Ceylon (*excluding* Maldives)	..	10	..	..	..	..	25	..	..	..
TOTAL BRITISH EMPIRE	57,692	28,900	4,235	..	113,065	95,811	51,783	10,971	..	94,934
France	503,677	314,084	230,175	42,384	161,733	4,40,402	1,98,281	1,18,863	11,646	40,343
Italy (*including* Fiume)	427,760	166,495	212,046	25,084	145,090	3,82,088	2,41,956	1,07,980	7,445	49,892
Other Foreign Countries	..	416	..	5,428	8,062	..	400	..	1,520	2,480
TOTAL FOREIGN COUNTRIES	931,445	480,995	498,221	73,796	316,025	8,22,490	4,40,637	2,21,843	20,911	92,720
Share of Bengal	196,535	145,930	71,997	46,812	192,129	1,75,860	1,27,069	21,245	12,866	33,927
,, *Bombay*	215,959	61,936	102,142	25,984	67,592	1,87,868	1,19,579	33,131	7,415	16,975
,, *Sind*	205,677	94,456	86,687	1,000	192,523	3,01,152	1,47,303	88,451	600	1,30,611
,, *Madras*	369,166	217,564	241,630	..	46,836	2,51,141	97,966	89,987	..	6,141
,, *Burma*	1,440	..	..	..	..	1,080	..	..	..	..
TOTAL	989,137*	509,895*	502,456*	73,796*	429,090*	9,18,301*	4,92,420*	2,32,814*	20,911*	1,87,654*
Cocoons (II, O)—	Lbs.	Lbs.	Lbs.	Lbs.	Lbs.					
United Kingdom (*including* Channel Islands)	39,732	50,230	18,500	39,755	7,750	58,825	88,875	27,750	57,055	11,625
France	70,079	2,240	7,206	..	..	89,970	2,000	3,501	..	..
Italy (*including* Fiume)	80,486	53,452	1,650	..	..	1,38,140	65,292	698	..	..
United States of America—										
Fid Atlantic Coast	4,250	..	..	..	..	6,375	..	..	..	..
Other Foreign Countries	..	..	..	..	56	..	..	..	..	25
TO ALL FOREIGN COUNTRIES	154,815	55,693	8,856	..	56	2,28,485	67,292	4,199	..	25
Share of Bengal	121,271	59,250	18,500	39,750	7,806	1,12,945	88,875	27,750	57,075	11,650
,, *Bombay*	15,720	3,784	..	65	..	36,215	10,192	..	80	..
,, *Sind*	64,611	44,859	11,650	..	..	1,27,220	55,100	698	..	..
,, *Madras*	11,040	2,240	7,206	..	..	18,630	2,000	3,501	..	..
TOTAL	194,547*	114,243*	27,356*	39,755*	7,806*	2,87,310*	1,56,167*	31,949*	57,055*	11,650*
Total Silk, Raw—	Lbs.	Lbs.	Lbs.	Lbs.	Lbs.					
United Kingdom (*including* Channel Islands)	105,051	91,521	22,735	39,755	122,315	12,09,913	1,68,801	§ 38,721	57,055	1,15,372
Aden and Dependencies	536	600	50	150	270	2,450	2,200	300	350	750
Other British Possessions	545	315	475	455	425	4,050	1,695	2,600	1,900	§ 1,700
TOTAL BRITISH EMPIRE	106,134	92,436	23,260	40,360	123,010	12,16,413	1,72,696	41,621	60,205	1,17,822

*The figures quantities and values stated below represent the silk of wild worms, namely, tasar, mungo, eria, and other wild silk:—

Raw Silk	300	..	..	1,120	1,120	1,450	..	..	3,500	3,900
Cocoons or waste	2,043	114,470	209,825	42,660	62,257	1,82,067	61,310	78,382	11,556	10,048
Cocoons	74,822	52,250	4,850	32,000	7,806	88,130	88,875	2,101	43,750	11,650

No. 11—*continued*

ARTICLES, AND COUNTRIES OF FINAL DESTINATION; ALSO SHARE OF EACH PROVINCE	QUANTITY					VALUE				
	1929-30	1930-31	1931-32	1932-33	1933-34	1929-30	1930-31	1931-32	1932-33	1933-34
Textiles—*continued*										
Silk—*continued*	Lbs.	Lbs.	Lbs.	Lbs.	Lbs.	R	R	R	R	R
***Raw (II. O)*—concluded**										
***Total Silk, Raw*—continued**										
France	584,050	316,324	294,770	42,384	161,733	6,78,672	2,00,241	1,26,742	11,846	40,318
Italy (*including* Fiume)	547,537	210,918	216,192	25,984	145,630	10,84,089	3,07,248	1,24,514	7,445	40,872
Austria	..	1,154	..	..	..	..	12,717	..	..	.
Muskat Territory and Trucial Oman	895	2,130	..	800	3,026	2,577	19,592	..	3,100	6,765
Siam	4,415	18,470	..	4,027	6,181	48,468	1,80,342	..	24,018	39,508
French Somaliland	3,268	..	..	..	150	11,400	..	..	..	450
United States of America—*Vid* Atlantic Coast	4,250	..	..	4,028	..	6,375	..	..	1,400	..
„ Pacific „	112	..	..	..	..	500	..	..	..	..
Other Foreign Countries	675	552	750	500	3,808	2,580	1,200	3,000	120	2,758
TOTAL FOREIGN COUNTRIES	1,144,702	558,559	511,712	78,623	325,518	17,84,611	7,21,330	2,54,256	48,529	1,29,988
Share of Bengal	*295,159*	*205,206*	*90,497*	*56,512*	*129,946*	*2,89,105*	*2,16,244*	*68,995*	*70,741*	*48,817*
„ *Bombay*	*260,920*	*81,999*	*102,942*	*30,456*	*76,048*	*2,59,761*	*3,32,405*	*37,431*	*33,560*	*47,631*
„ *Sind*	*391,981*	*143,965*	*92,597*	*3,005*	*197,709*	*21,51,646*	*8,45,461*	*116,983*	*4,100*	*1,48,849*
„ *Madras*	*382,206*	*219,824*	*248,836*	..	*46,836*	*2,83,771*	*99,966*	*93,488*	..	*6,141*
„ *Burma*	*7,630*	..	..	..	..	*5,723*	..	..	..	..
TOTAL	1,340,896	650,994	534,972	118,983	448,538	30,00,024	8,94,076	2,95,877	1,08,784	3,47,660
MANUFACTURES—										
***Goods of silk mixed with other materials (III. R)*—**	Yards	Yards	Yards	Yards	Yards					
Aden and Dependencies	9,500	..	9,040	3,400	500	13,600	..	14,200	7,500	1,000
Ceylon (*excluding* Maldives)	225,914	154,553	405	213,273	10,996	1,16,304	50,618	410	86,218	6,668
Straits Settlements	6,115	19,637	64	11,211	..	10,714	28,993	90	9,816	..
Other British Possessions	2,260	2,171	474	1,410	48	13 027	3,410	480	3,000	44
TOTAL BRITISH EMPIRE	243,789	176,361	9,983	229,294	11,544	1,53,645	83,206	15,180	1,06,434	7,712
Tunis	..	..	..	1,100	11,121	..	..	..	3,000	26,250
United States of America—*Vid* Atlantic Coast	..	..	2,300	..	2,750	..	..	5,250	..	3,200
Other Foreign Countries	300	100	465	1,758	..	500	150	1,480	4,100	..
TOTAL FOREIGN COUNTRIES	300	100	2,765	1,758	13,871	500	150	6,700	4,100	31,450
Share of Bengal	*15,126*	..	*2,300*	*4,076*	*16,066*	*23,416*	..	*5,250*	*10,824*	*36,282*
„ *Bombay*	*13,646*	*750*	*2,755*	*4,053*	*500*	*21,377*	*1,670*	*15,500*	*7,906*	*1,600*
„ *Madras*	*220,317*	*175,711*	*693*	*220,919*	*8,550*	*1,09,352*	*81,646*	*700*	*89,404*	*2,940*
TOTAL	249,089	176,461	12,748	231,047	25,415	1,54,145	83,356	21,950	1,08,504	39,762
Piecegoods (*III. R*)—	Yards	Yards	Yards	Yards	Yards					
United Kingdom (*including* Channel Islands)	10,281	8,509	22	1,538	11,240	20,115	5,665	42	3,440	12,906
Ceylon (*excluding* Maldives)	11,082	2,538	758	33,078	20,697	18,223	2,106	1,472	31,960	13,169
Straits Settlements	4,455	100	2,795	..	46	12,738	200	6,250	..	177
Federated Malay States	814	3,620	..	..	..	2,490	3,500	..	..	..
Other British Possessions	3,106	1,035	..	1,057	8 8	5,375	2,625	..	1,450	2,704
TOTAL BRITISH EMPIRE	29,838	10,952	3,580	25,673	32 661	54 961	13,096	8,774	37,050	28 955
Tunis	..	..	..	5,455	..	..	..	..	11,000	..
Other Foreign Countries	3,292	3,348	1,796	950	2,670	6,679	5,550	3,450	2,050	2,815
TOTAL FOREIGN COUNTRIES	3,292	3,348	1,796	6,455	2 670	6,679	5,550	3 450	13,050	2 815

No. 11—*continued*

ARTICLES, AND COUNTRIES OF FINAL DESTINATION; ALSO SHARE OF EACH PROVINCE	QUANTITY					VALUE				
	1929-30	1930-31	1931-32	1932-33	1933-34	1929-30	1930-31	1931-32	1932-33	1933-34
						R	R	R	R	R
Textiles—*continued*										
Silk—*continued*										
MANUFACTURES—*continued*	Yards	Yards	Yards	Yards	Yards					
Piecegoods (III.B)—contd.										
Share of Bengal	*23,165*	*9,859*	*4,260*	*9,667*	*12,980*	*37,718*	*12,605*	*6,700*	*23,440*	*15,005*
,, *Bombay*	*4,000*	*2,183*	*296*	*350*	*1,618*	*6,400*	*4,426*	*960*	*650*	*2,330*
,, *Madras*	*5,156*	*2,738*	*783*	*32,091*	*20,953*	*16,423*	*3,508*	*1,617*	*26,110*	*13,662*
,, *Burma*	*209*	*80*	*87*	..	*46*	*904*	*100*	*57*		*183*
TOTAL	33,180	14,860	5,876	42,108	35,497	61,440	20,688	9,284	50,100	31,170
Thread for sewing (III. B)—	Lbs.	Lbs.	Lbs.	Lbs.	Lbs.					
TOTAL BRITISH EMPIRE	350	1,102	1,300	1,127	0	1,800	4,200	2,800	2,850	2,400
Italian East Africa (Somaliland and Eritrea)	2,275	525	412	150	..	8,100	1,425	850	800	..
Other Foreign Countries	1,000	80	100	250	..	3,100	500	500	700	..
TOTAL FOREIGN COUNTRIES	3,275	605	512	400	..	11,200	1,925	1,350	1,000	...
Share of Bengal	..	..	..	*327*	..	..	..	..	*610*	..
,, *Bombay*	*3,625*	*1,767*	*1,812*	*1,200*	*650*	*12,500*	*6,125*	*4,150*	*3,850*	*2,400*
TOTAL	3,625	1,767	1,812	1,527	650	12,500	6,125	4,150	3,850	2,400
Other sorts (III. B)—	Lbs.	Lbs.	Lbs.	Lbs.	Lbs.					
TOTAL BRITISH EMPIRE	435	144	512	1,593	1,782	1,818	882	1,108	4,636	6 150
United States of America *via* Atlantic Coast	..	..	..	80	..	..	..	..	40,425	..
Other Foreign Countries	269	450	322	474	450	2,062	1,200	2,200	1,630	2,550
TOTAL FOREIGN COUNTRIES	269	450	322	554	450	2,062	1,200	2,200	42,055	2,550
Share of Bengal	*38*	*24*	..	*10*	..	*900*	*216*	..	*25*	..
,, *Bombay*	*661*	*530*	*326*	*2,132*	*2,050*	*2,250*	*1,700*	*3,244*	*41,655*	*8,100*
,, *Madras*	..	*40*	*7*	*5*	*103*	..	*166*	*60*	*11*	*586*
,, *Burma*	*21*	..	*1*	..	*29*	*230*	..	*4*	..	*16*
TOTAL	704	594	334	2,147	2,182	3,380	2,082	3,308	46,691	8,700
Total value of Silk manufactures—										
United Kingdom (including Channel Islands)	—	—	—	—	—	20,950	5,525	290	3,640	12,905
Aden and Dependencies	—	—	—	—	—	19,800	4,700	17,400	14,275	8,450
Ceylon (excluding Maldives)	—	—	—	—	—	1,29,930	54,353	1,942	1,16,385	20,422
Straits Settlements	—	—	—	—	—	24,552	20,183	4,750	9,816	177
Federated Malay States	—	—	—	—	—	6,240	4,950	..	958	1,200
Other British Possessions	—	—	—	—	—	10,052	4,666	450	1,722	1,463
TOTAL BRITISH EMPIRE	—	—	—	—	—	2,11,224	1,08,376	24,832	1,48,996	44,617
Tunis	—	—	—	—	—	..	..	..	14,800	26,350
Italian East Africa (Somaliland and Eritrea)	—	—	—	—	—	8,100	4,125	2,450	550	3,800
United States of America—										
Atlantic Coast	—	—	—	—	—	5,045	3,760	7,750	41,625	5,215
,, Pacific ,,	—	—	—	—	—	0	..	..	..	..
Other Foreign Countries	—	—	—	—	—	7,037	980	3,510	3,216	1,550
TOTAL FOREIGN COUNTRIES	—	—	—	—	—	20,241	8,865	13,711	60,511	36,915

No. 11—*continued*

ARTICLES, AND COUNTRIES OF FINAL DESTINATION; ALSO SHARE OF EACH PROVINCE	QUANTITY					VALUE				
	1929-30	1930-31	1931-32	1932-33	1933-34	1929-30	1930-31	1931-32	1932-33	1933-34
Textiles—*continued*						R	R	R	R	R
Silk—*concluded*										
MANUFACTURES—*concluded*	Lbs.	Lbs.	Lbs.	Lbs.	Lbs.					
Total value of silk manufactures—continued										
Share of Bengal	—	—	—	—	—	62,020	18,451	11,940	31,970	50,757
„ *Bombay*	—	—	—	—	—	48,827	13,970	14,364	38,[illegible]	13,130
„ *Madras*	—	—	—	—	—	1,26,775	85,360	2,277	1,18,970	17,217
„ *Burma*	—	—	—	—	—	1,134	100	61	..	191
TOTAL	—	—	—	—	—	2,31,465	1,18,281	28,642	2,09,207	81,532
Total value of Silk, Raw and Manufactures	—	—	—	—	—	32,31,489	10,06,271	8,34,619	8,17,941	8,29,193
Wool—*Raw* (*II. P*)—	Lbs.	Lbs.	Lbs.	Lbs.	Lbs.					
United Kingdom (*including* Channel Islands)	40,094,720	26,669,272	33,340,850	27,831,133	43,421,832	3,52,28,469	2,27,35,471	2,49,54,265	2,7 ,691	3,46,84,224
Canada—*Vid* Atlantic Coast	6,008	..	..	..	127,459	19,671	..	..	..	52,202
Commonwealth of Australia	18,164	..	..	..	..	15,878	..	..	..	..
New Zealand	11,825	..	..	..	..	18,792	..	..	..	..
Other British Possessions	4,198	..	..	..	224	4,285	..	..	..	145
TOTAL BRITISH EMPIRE	40,129,985	26,669,272	33,340,850	27,831,133	43,548,99[illegible]	3,52,87,090	2,27,35,471	2,49,54,265	92,79,691	3,46,84,571
Poland	..	..	..	..	16,800	..	..	..	..	5,000
Germany	166,218	317,838	248,830	316,058	531,747	1,56,770	2,45,763	1,44,325	1,54,116	3,35,737
Netherlands	2,852	11,010	1,554	29,680	228,228	1,050	8,980	910	14,445	1,36,090
Belgium	795,643	976,813	495,327	1,095,382	2,748,578	7,36,729	6,22,166	2,52,388	4,70,306	11,80,147
France	363,524	114,688	248,974	449,655	947,914	1,36,058	1,01,800	1,28,668	1,49,053	3,56,470
Italy (*including* Fiume)	56,351	91,167	14,896	18,700	135,678	44,590	68,885	8,668	5,903	35,191
Syria	56,200	14,832	3,584	6,000	..	20,420	4,400	1,900	1,600	..
Portuguese East Africa	480	..	42,401	..	..	1,200	..	25,230	..	..
United States of America—*Vid* Atlantic Coast	8,792,110	3,286,083	4,866,325	2,490,524	7,609,110	77,76,150	13,75,836	22,30,238	9,04,064	32,78,580
„ Pacific „	1,248	..	..	..	..	4,046	..	..	..	..
Other Foreign Countries	2,352	672	1,916	10,687	21,822	5,440	900	180	3,076	6,480
TOTAL FOREIGN COUNTRIES	10,236,478	3,813,103	5,924,807	4,417,686	12,239,572	89,34,453	24,[illegible]6,128	27,70,248	17,13,264	53,13,640
Share of Bengal	*745,783*	*251,926*	*272,634*	*203,315*	*350,136*	*7,38,321*	*1,21,949*	*2,93,939*	*93,368*	*1,08,481*
„ *Bombay*	*22,928,672*	*12,676,387*	*16,743,250*	*11,438,952*	*19,904,528*	*2,03,51,426*	*1,05,26,382*	*94,17,612*	*46,19,771*	*82,73,421*
„ *Sind*	*25,731,015*	*17,115,375*	*22,331,008*	*20,049,592*	*24,565,584*	*2,29,13,514*	*1,43,95,447*	*1,79,16,846*	*61,70,512*	*1,12,72,467*
„ *Madras*	*916,726*	*385,038*	*293,439*	*292,416*	*1,068,019*	*2,24,[illegible]48*	*78,078*	*66,006*	*77,016*	*1,91,118*
„ *Burma*	*11,267*	*54,600*	*50,400*	*64,115*	..	*6,737*	*21,319*	*10,900*	*13,719*	..
TOTAL	50,366,463	33,482,376	41,265,157	32,248,819	55,686,667	4,42,21,543	2,51,43,609	2,77,14,610	1,09,91,965	1,98,48,211
MANUFACTURES—*Carpets and Rugs* (*III. 8*)—	Lbs.	Lbs.	Lbs.	Lbs.	Lbs.					
United Kingdom (*including* Channel Islands)	2,603,282	2,718,770	3,587,199	4,245,180	6,709,548	38,24,915	38,28,535	40,62,196	44,81,748	86,49,055
Ceylon (*excluding* Maldives)	419,279	339,168	448,388	467,796	519,116	2,00,209	1,48,186	1,77,524	1,97,201	1,90,268
Straits Settlements	34,984	8,861	19,983	19,111	26,510	24,541	9,436	13,930	67,766	34,692
Federated Malay States	7,024	5,556	4,612	2,123	2,369	6,569	7,918	5,986	2,915	3,461
Union of South Africa	25,860	17,967	21,491	8,348	22 903	41,750	22,369	24,675	13,[illegible]2	29,086
Canada—										
Vid Atlantic Coast	86,796	84,764	61,581	35,811	140,035	2,15,260	2,79,051	1,11,138	72,[illegible]22	2,67,215
„ Pacific „	3,339	7,357	3,393	13,954	27,376	6,855	16,126	6,304	35,76[illegible]	40,220
Commonwealth of Australia	104,226	19,264	17,663	65,667	53,370	1,53 483	32,444	19,747	73,224	56,197
New Zealand	12,865	11,992	7,[illegible]73	9,280	7,274	19,496	18,752	9,[illegible]36	12,757	6,[illegible]96
Other British Possessions	2,648	2,591	2,201	3,274	4,749	6,992	3,925	3,876	3,779	4,871
TOTAL BRITISH EMPIRE	3,360,313	3,216,392	4,094,868	4,913,753	7,523,252	44,99,860	43,67,780	44,[illegible]5-6	49,26,902	9[illegible]1,817

No. 11—*continued*

ARTICLES, AND COUNTRIES OF FINAL DESTINATION; ALSO SHARE OF EACH PROVINCE	QUANTITY					VALUE				
	1929-30	1930-31	1931-32	1932-33	1933-34	1929-30	1930-31	1931-32	1932-33	1933-34
						R	R	R	R	R
Textiles—*continued*										
Wool—*continued*										
MANUFACTURES—*contd.*										
Carpets and Rugs (III. S)—contd. U. S. S. R.—	Lbs.	Lbs.	Lbs.	Lbs.	Lbs.					
Northern	905	..	..	..	..	5,889	..	..	..	..
Sweden	..	770	792	978	10,322	..	1,058	3,972	2,841	18,601
Germany	1,805	7,106	9,074	720	2,721	6,574	18,280	7,650	3,[illegible]22	3,862
Netherlands	6,238	10,480	4,782	16,258	21,042	6,186	11,159	7,361	18,[illegible]15	23,484
Belgium	810	746	4,186	..	450	1,160	1,640	6,276	..	400
France	23,106	7,775	3,530	1,000	170	84,228	11,706	6,582	2,[illegible]11	1,285
Switzerland	1,747	2,449	1,052	308	166	9,595	11,520	3,240	1,170	1,100
Italy (*including* Fiume)	7,782	8,918	2,613	474	1,576	13,619	12,362	4,971	1,640	2,890
Austria	4,241	..	..	8,800	..	11,888	..	..	24,000	..
Turkey, European	6,020	1,422	2,094	2,546	3,040	31,279	11,200	19,[illegible]15	7,600	5,600
Syria	5,712	..	..	..	800	5,884	..	..	..	8,000
Java	115,128	109,127	74,363	80,777	108,324	1,11,069	1,05,815	69,856	73,96[illegible]	86,379
Philippines	2,324	20	..	280	254	6,085	100	..	500	825
Egypt	21,761	1,806	384	4,100	330	30,884	3,365	670	9,750	3,000
United States of America—										
Vid Atlantic Coast	1,052,809	757,123	476,326	718,451	648,966	35,08,761	19,83,902	10,03,348	10,23,016	7,39,534
„ Pacific „	74,486	83,074	77,416	209,455	126,239	94,059	1,08,341	84,062	2,47,084	1,09,385
Argentine Republic (*including* the Atlantic Coast of Patagonia)	38,084	18,592	—	..	586	51,499	28,427	—	..	1,500
Other Foreign Countries	17,461	10,836	10,529	6,409	4,405	29,001	17,594	15,890	7,824	4,578
TOTAL FOREIGN COUNTRIES	1,375,409	1,015,244	667,029	1,049,551	929,101	40,02,185	23,36,621	12,33,004	14,23,463	10,04,923
Share of Bengal	*2,588,465*	*2,554,042*	*3,389,668*	*4,229,178*	*6,440,186*	*34,85,365*	*35,51,097*	*33,65,204*	*43,74,670*	*53,79,143*
„ *Bombay*	*781,819*	*442,639*	*188,001*	*318,387*	*462,377*	*36,68,272*	*18,80,816*	*7,17,605*	*7,49,153*	*7,24,610*
„ *Sind*	*103,973*	*227,662*	*208,306*	*393,311*	*298,828*	*3,69,663*	*5,36,926*	*4,21,798*	*5,59,767*	*4,02,960*
„ *Madras*	*1,281,391*	*1,006,180*	*1,009,530*	*1,017,159*	*1,246,492*	*9,57,998*	*7,32,403*	*6,63,525*	*6,69,131*	*7,51,534*
„ *Burma*	*574*	*703*	*1,292*	*239*	*4,660*	*2,747*	*3,059*	*4,374*	*644*	*8,483*
TOTAL	4,035,722	4,231,526	4,766,797	5,968,304	8,452,443	85,02,045	67,04,301	56,72,510	63,50,365	72,66,750
Piece-goods (XXX. 3)—	Yards	Yards	Yards	Yards	Yards					
TOTAL BRITISH EMPIRE	549	704	789	939	75	1,540	1,986	726	345	530
United States of America— Vid Atlantic Coast	2,056	..	..	5,740	..	4,372	..	..	13,12[illegible]	..
„ Pacific „	..	4,822	2,220	82,131	4,204	..	12,230	6,398	1,96,329	11,750
Other Foreign Countries	700	1,278	29	1,504	210	2,582	2,588	99	2,969	960
TOTAL FOREIGN COUNTRIES	2,756	6,595	2,249	89,375	4,414	6,954	14,824	6,497	2,12,419	12,710
Share of Bengal	..	*4,741*	*2,220*	*84,106*	*4,254*	..	*14,531*	*6,398*	*2,00,300*	*12,250*
„ *Bombay*	*3,305*	*1,595*	*631*	*5,980*	*115*	*5,494*	*2,246*	*588*	*13,579*	[illegible] *460*
„ *Sind*	..	..	*26*	*10*	*120*	..	..	*75*	*40*	*630*
„ *Madras*	..	[illegible]	*156*	*139*	..	..	*44*	*162*	*146*	..
TOTAL	3,305	6,299	3,033	90,314	4,489	8,494	16,810	7,225	2,13,064	13,240
Shawls (III. S)—	No.	No.	No.	No.	No.					
Aden and Dependencies	..	..	1,050	900	1,700	..	..	5,900	5,000	9,700
Ceylon (*excluding* Maldives)	1,196	5,969	212	20	125	2,758	8,422	556	300	316
Other British Possessions	762	402	156	4,884	700	3,302	3,400	2,615	10,491	3,900
TOTAL BRITISH EMPIRE	1,958	6,[illegible]1	1,418	5,804	2,525	6,060	11,822	9,071	15,79[illegible]	13,916

No. 11—*continued*

ARTICLES, AND COUNTRIES OF FINAL DESTINATION; ALSO SHARE OF EACH PROVINCE	QUANTITY					VALUE				
	1929-30	1930-31	1931-32	1932-33	1933-34	1929-30	1930-31	1931-32	1932-33	1933-34
Textiles—*continued*						R	R	R	R	R
Wool—*continued*	No.	No.	No.	No.	No.					
MANUFACTURES—*continued*										
***Shawls (III. S)*—continued**										
Muskat Territory and Trucial Oman	988	600	200	500	1,000	7,000	3,500	1,500	1,[illegible]	7,000
Native States in Arabia (*other than* Muskat Territory and Trucial Oman)	200	1,162	260	492	1,335	2,400	7,[illegible]85	2,000	3,000	7,450
United States of America—										
Vid Pacific Coast	..	..	30,379	..	..	..	..	45,667	..	..
Other Foreign Countries	552	2	..	632	..	1,500	800	..	1,[illegible]11	..
TOTAL FOREIGN COUNTRIES	1,785	1,764	30,839	1,824	2,335	10,930	11,685	49,167	6,611	14,450
Share of Bengal	2	..	*30,491*	*1,628*	..	*600*	..	*46,117*	*4,[illegible]74*	..
,, *Bombay*	*2,785*	*2,166*	*1,662*	*2,218*	*1,835*	*16,408*	*15,086*	*11,778*	*17,217*	*13,250*
,, *Sind*	..	..	..	*480*	..	..	..	..	*[illegible]66*	..
,, *Madras*	*906*	*5,959*	*20*	..	*25*	*1,188*	*8,[illegible]05*	*366*	..	*118*
,, *Burma*	..	..	*94*	*2*	..	..	*14*	..	*11*	..
TOTAL	3,693	8,155	32,257	7,128	4,860	16,990	23,807	[illegible]	[illegible]	[illegible]
	Lbs.	Lbs.	Lbs.	Lbs.	Lbs.					
***Other sorts (III. S)*—**										
United Kingdom (*including* Channel Islands)	70,952	18,416	128,442	55,318	32,804	48,581	18,231	25,168	17,[illegible]96	[illegible]35
Ceylon (*excluding* Maldives)	13,530	26,078	54,932	16,060	31 290	4,698	10,508	[illegible]66	[illegible]40	[illegible]65
Straits Settlements	1,966	1,008	902	2,520	7,910	3,135	1,280	3,319	4,283	[illegible]68
Hongkong	671	..	728	..	4,806	1,000	..	704	..	[illegible]54
Kenya Colony	7,826	4,256	839	1,806	600	10,600	[illegible]95	1,921	[illegible]78	486
Canada—										
Vid Atlantic Coast	3,658	284	1,404	524	..	10,925	428	[illegible]58	[illegible]30	..
,, Pacific ,,	2,459	729	670	1,104	640	5,108	[illegible]05	[illegible]12	[illegible]78	920
Other British Possessions	3,744	843	1,720	1,350	1,023	4,820	1,482	2,490	[illegible]13	1,465
TOTAL BRITISH EMPIRE	113 298	52,514	200,122	78,682	79,168	88,901	[illegible]79	[illegible]47	[illegible]10	[illegible]41
Iraq	15,545	393	16	..	..	23,445	1,050	48	..	..
Persia	4,914	..	..	..	105	10,527	..	..	..	120
United States of America—										
Vid Atlantic Coast	223,262	170,937	62,756	99,018	57,883	[illegible]51,299	[illegible]17,811	97,017	[illegible]12	[illegible]54
,, Pacific ,,	56,136	59,526	24,908	46,389	21,750	99,581	67,997	[illegible]03	[illegible]11	[illegible]48
Panama	2,579	974	1,006	112	..	[illegible]12	1,700	[illegible]90	180	..
Argentine Republic (*including* the Atlantic Coast of Patagonia)	18,030	..	..	..	140	17,967	..	..	..	[illegible]21
Other Foreign Countries	4,459	3,918	5,217	[illegible],704	140	7,900	[illegible]68	7,069	[illegible]172	440
TOTAL FOREIGN COUNTRIES	325,861	265,748	93,433	148,218	80,018	[illegible]16 [illegible]01	[illegible]97 [illegible]21	144,93[illegible]	[illegible],55,154	[illegible]62,254
Share of Bengal	*157,639*	*138,664*	*71,739*	*56,840*	*34,792*	*[illegible],71,040*	*[illegible],48,[illegible]78*	*[illegible],94,[illegible]19*	[illegible] [illegible]47	*[illegible]31,004*
,, *Bombay*	*230,476*	*137,372*	*37,512*	*110,457*	*66,349*	*[illegible],26,[illegible]79*	*[illegible],72,189*	*63,[illegible]73*	[illegible],[illegible]11	[illegible]48,[illegible]22
,, *Sind*	*180*	..	..	..	..	*260*	..	..	..	..
,, *Madras*	*13,020*	*28,[illegible]51*	*72,564*	*[illegible],772*	*[illegible]2 [illegible]40*	*4,291*	*11,[illegible]85*	*20,[illegible]19*	[illegible]172	*7,[illegible]45*
,, *Burma*	*37,622*	*11,363*	*111,460*	*40,401*	*26,809*	*5,[illegible]62*	*2,[illegible]18*	*13,[illegible]31*	[illegible]75	*2,[illegible]59*
TOTAL	439,956	318,262	293,558	226,900	159 181	6,05,702	4,36,100	[illegible],10,[illegible]81	[illegible],94,[illegible]56	91,196
***Total value of Woollen manufactures*—**										
United Kingdom (*including* Channel Islands)	—	—	—	—	—	[illegible]38,74,488	[illegible]38,49,[illegible]366	[illegible]40,[illegible],[illegible]357	[illegible]44,84,[illegible]470	[illegible]56 52,[illegible]10
Aden and Dependencies	—	—	—	—	—	[illegible]3,000	[illegible]78	[illegible]6,740	[illegible]5,[illegible]00	[illegible]8,[illegible]60
Ceylon (*excluding* Maldives)	—	—	—	—	—	[illegible]2,07,659	[illegible]1,67,[illegible]16	[illegible]2,01,[illegible]21	[illegible]2,[illegible]01 [illegible]88	[illegible]1,[illegible]84,[illegible]64
Straits Settlements	—	—	—	—	—	[illegible]16,378	[illegible]12,[illegible]928	[illegible]22,[illegible]20	[illegible]32,[illegible]40	[illegible]37,[illegible]20
Federated Malay States	—	—	—	—	—	[illegible]6,964	[illegible]7,[illegible]818	[illegible]6,[illegible]928	[illegible]2,[illegible]18	[illegible]3,[illegible]41
Hongkong	—	—	—	—	—	[illegible],000	..	[illegible]784	..	[illegible],[illegible]44
Union of South Africa	—	—	—	—	—	[illegible]41,790	[illegible]22,[illegible]896	[illegible]25,[illegible]02[illegible]	[illegible]13,[illegible]20[illegible]	[illegible]29,[illegible]02[illegible]
Kenya Colony	—	—	—	—	—	[illegible]12,[illegible]42[illegible]	[illegible]8,[illegible]237	[illegible]3,[illegible]591	[illegible]7,[illegible]056	[illegible]4,[illegible]61

No. 11—*continued*

ARTICLES, AND COUNTRIES OF FINAL DESTINATION; ALSO SHARE OF EACH PROVINCE	QUANTITY					VALUE				
	1929-30	1930-31	1931-32	1932-33	1933-34	1929-30	1930-31	1931-32	1932-33	1933-34
						R	R	R	R	R
Textiles—*continued*										
Wool—*concluded*										
MANUFACTURES—*concluded*										
Total value of Woollen manufactures—continued										
Canada—										
Vid Atlantic Coast	—	—	—	—	—	2,26,185	2,79,479	1,16,706	73,562	2,47,515
„ Pacific „	—	—	—	—	—	11,553	18,140	8,016	44,742	41,159
Commonwealth of Australia	—	—	—	—	—	1,54,638	32,444	20,251	75,403	55,197
New Zealand	—	—	—	—	—	19,496	20,464	9,486	12,841	6,946
Other British Possessions	—	—	—	—	—	8,800	1,401	8,192	,195	5,856
TOTAL BRITISH EMPIRE	—	—	—	—	—	45,91,861	44,20,807	45,13,850	49,79,039	63,05,215
U. S. S. R.—										
Northern	—	—	—	—	—	5,389	..	—	..	..
Sweden	—	—	—	—	—	—	2,238	3,972	2,841	13,601
Germany	—	—	—	—	—	6,574	18,494	7,759	3,722	3,862
Netherlands	—	—	—	—	—	6,136	11,159	7,361	18,695	23,484
Belgium	—	—	—	—	—	1,160	1,640	6,278	..	400
France	—	—	—	—	—	84,288	11,738	6,672	2,091	1,285
Switzerland	—	—	—	—	—	9,595	11,520	3,240	1,170	1,100
Italy (*including* Fiume)	—	—	—	—	—	18,619	12,362	8,194	1,640	2,890
Austria	—	—	—	—	—	11,838	..	..	24,000	..
Turkey, European	—	—	—	—	—	31,279	11,200	19,815	7,600	5,600
Syria	—	—	—	—	—	5,884	1,875	..	..	8,000
Muscat Territory and Trucial Oman	—	—	—	—	—	7,250	4,050	1,800	1,346	7,000
Other Native States in Arabia	—	—	—	—	—	2,900	7,385	2,000	3,929	7,450
Iraq	—	—	—	—	—	20,507	1,561	2,728	1,040	175
Persia	—	—	—	—	—	10,617	1,119	..	..	1,080
Java	—	—	—	—	—	1,12,449	1,06,115	69,656	78,900	80,879
Philippines	—	—	—	—	—	9,085	2,150	2,200	1,084	325
Egypt	—	—	—	—	—	30,684	3,865	670	11,130	3,000
United States of America—										
Vid Atlantic Coast	—	—	—	—	—	38,64,932	23,02,513	11,00,865	11,35,574	7,79,118
„ Pacific „	—	—	—	—	—	1,93,630	1,88,574	1,76,430	6,97,769	1,42,920
Panama (*including* Panama Canal Zone)	—	—	—	—	—	8,612	1,700	1,060	1,320	57
Argentine Republic (including the Atlantic Coast of Patagonia)	—	—	—	—	—	69,456	38,477	..	..	1,825
Hawaii	—	—	—	—	—	2,000	2,150	..	5,345	..
Other Foreign Countries	—	—	—	—	—	22,701	19,276	13,970	7,191	4,273
TOTAL FOREIGN COUNTRIES	—	—	—	—	—	45,36,370	27,60,651	14,35,005	18,01,447	10,94,337
Share of Bengal	—	—	—	—	—	*37,56,845*	*37,09,491*	*40,21,505*	*45,47,624*	*54,22,659*
„ *Bombay*	—	—	—	—	—	*40,04,847*	*21,70,336*	*7,93,645*	*8,98,072*	*8,02,145*
„ *Sind*	—	—	—	—	—	*3,68,818*	*6,56,926*	*4,21,873*	*5,57,697*	*4,03,510*
„ *Madras*	—	—	—	—	—	*9,93,477*	*7,51,813*	*6,93,284*	*6,77,448*	*7,59,605*
„ *Burma*	—	—	—	—	—	*9,149*	*19,383*	*18,305*	*5,730*	*11,533*
TOTAL	—	—	—	—	—	91,32,731	71 81,016	59,48,855	67,80,486	73 99,552
Total value of Wool and Woollens—	—	—	—	—	—	5,33,54,274	3 23 24,627	3,36,73,465	1,77,73,481	2 72 4 ,768
OTHER TEXTILES—	Cwts.	Cwts.	Cwts.	Cwts.	Cwts.					
Raw (H. Q)—										
United Kingdom (including Channel Islands)	13	..	—	..	893	1,440	..	..	..	7,500
Germany	..	..	..	..	4,536	..	..	..	..	48,01
Netherlands	..	..	..	..	5,892	..	..	..	..	57,650
France	..	..	..	..	878	..	..	..	..	6,150
Italy (*including* Fiume)	..	..	..	..	90	..	..	..	..	800
TOTAL FOREIGN COUNTRIES	..	..	2	..	11,396	..	..	200	..	1,12,110
Share of Bengal	93	..	2	..	*12,259*	*1,440*	..	*200*	.	*1,19,810*

No. 11—*continued*

ARTICLES, AND COUNTRIES OF FINAL DESTINATION; ALSO SHARE OF EACH PROVINCE	QUANTITY					VALUE				
	1929-30	1930-31	1931-32	1932-33	1933-34	1929-30	1930-31	1931-32	1932-33	1933-34
						R	R	R	R	R
Textiles—*concluded*										
Other Textiles—*continued*										
MANUFACTURED (III. T)—										
Ceylon (*excluding* Maldives)	—	—	—	—	—	3,49,517	4,6 ,8.8	8,35,034	2,34,433	3,806
Federated Malay States	—	—	—	—	—	7,352	..	..	..	..
Other British Possessions	—	—	—	—	—	6,210	4,169	9,520	3,838	86
TOTAL BRITISH EMPIRE	—	—	—	—	—	3,63,079	4,70,905	3,44,854	2,37,971	3,894
TOTAL FOREIGN COUNTRIES	—	—	—	—	—	3,027	1,500	100	1,500	266
Share of Bengal	—	—	—	—	—	*360*	*78*	..	*600*	*791*
,, *Bombay*	—	—	—	—	—	*3,487*	*1,500*	..	*1,500*	..
,, *Madras*	—	—	—	—	—	*3,63,046*	*4,69,680*	*3,45,854*	*2,37,371*	*3,189*
,, *Burma*	—	—	—	—	—	*333*	*1,246*	..	..	..
TOTAL	—	—	—	—	—	3,66,106	4,72,426	3,45,854	2,39,471	4,180
Total value of Textile Raw Materials	—	—	—	—	—	98,18,28,218	82,80,79,220	35,04,09,917	31,86,15,964	40,20,29,948
Total value of Yarns and Textile Fabrics	—	—	—	—	—	60,19,76,692	57,95,13 498	27,40,83,877	25,76,87,625	34 89 12 870
Total value of Textiles, Raw and Manufactures	—	—	—	—	—	1,58,38,04,91(	1,00,55,92,731	65,44,93,304	57,63,03,589	75 10,42 818
Tobacco—										
UNMANUFACTURED (I. J)—	Lbs.	Lbs.	Lbs.	Lbs.	Lbs.					
United Kingdom (*including* Channel Islands)	10,558,003	9,955,617	10,625,568	9,016,489	12,299,068	61,34,185	57,80,883	59,20,689	56,55,440	68 94,190
Irish Free State (a)	—	—	—	—	262,000	—	—	—	—	99,715
Aden and Dependencies	4,194,828	5,364,408	4,427,350	4,394,177	5,897,696	20,22,000	24,98,013	18,89,583	15,85,016	19 66 630
Ceylon (*excluding* Maldives)	139,650	129,806	181,302	80,730	214,908	55,314	45,81	33,5 6	20,8 .0	82 143
Straits Settlements	3,958,290	2,518,072	1,555,393	809,867	1,166,769	14,41,009	9,00,536	6,16,928	3,01,314	3 87,064
Federated Malay States	1,661,919	1,238 337	738,650	386,221	811,991	6,06,278	4,50,840	3,04,7 8	1,58,355	1 80,698
Hongkong	647,922	916,936	2,649,514	628,496	711,840	1,14,038	1,03,856	2,32,340	38,843	85,067
British West India Islands (*excluding* Bahamas)	..	..	..	42,701	66,412	..	..	..	20,799	25,846
Other British Possessions	2,944	10,462	6,079	23,813	28,796	1,560	4,289	2,751	6,425	7,663
TOTAL BRITISH EMPIRE	21,163,556	20,128,630	20,150,862	15,30 ,284	21,681,490	83,76,894	77,93,121	67,00,584	57,57,942	76 48,227
U. S. S. R.—										
Pacific ports (in Asia)	..	..	..	237,120	..	..	..	..	61,560	..
Denmark	..	26,100	23,880	26,523	..	..	5,808	11,345	9,946	..
Germany	12,000	295,216	..	101,491	12,500	2,332	31,127	..	17,634	1,250
Netherlands	1,166,159	2,341,461	945,359	1,766,649	3,512,.06	2,39,291	3,30,520	1,29,029	3,99,164	410,268
Belgium	111,154	1,022,185	116,318	24,1-8	967,265	24,52.	1,45,212	28,128	5,785	98,545
Turkey, Asiatic	..	..	68,250	21,2-8	35,616	..	..	11,560	2,315	7,459
Muskat Territory and Trucial Oman	54,872	47,036	30,992	28,996	14,392	8,467	4,854	2,903	11,782	1,345
Other Native States in Arabia	..	..	42,8-8	2 5,600	264,992	..	..	15,320	1,19,525	9 ,680
Siam	14,679	65,610	7,832	..	463	4,042	8,164	2,2 8	..	104
French Indo-China	..	..	66,476	..	2,240	..	..	31,280	..	1 120
China (*exclusive* of Hongkong and Macao)	244,537	108,000	216,000	71,8.0	2,668	32,916	20,000	21,750	7,164	270
Japan	3,176,298	3,840,956	3,699,516	3,161,652	3,313,9..	12,51,945	14,04,240	10,96,720	9,45,971	9 7,799
Italian East Africa (Somaliland and Eritrea)	24,515	82,608	13,216	..	..	12,270	29,490	4,230	..	..
Other Foreign Countries	..	32,709	2 ,10.	4,094	..	..	2,406	4,790	2,464	..
TOTAL FOREIGN COUNTRIES	4,109 211	7,841,880	5,275,770	5,488,520	7 574,960	15,74,042	16,79 220	13,61,142	15,62,570	15,44,777

(a) Separately shown fr m 1933-34.

No. 11—*continued*

ARTICLES, AND COUNTRIES OF FINAL DESTINATION; ALSO SHARE OF EACH PROVINCE	QUANTITY					VALUE				
	1929-30	1930-31	1931-32	1932-33	1933-34	1929-30	1930-31	1931-32	1932-33	1933-34
Tobacco—*continued*	Lbs.	Lbs.	Lbs.	Lbs.	Lbs.	R	R	R	R	R
UNMANUFACTURED (I. J)—*continued*										
Share of Bengal	*2,988,963*	*4,196,832*	*2,846,324*	*2,587,607*	*2,500,915*	*9,64,068*	*5,75,967*	*6,67,623*	*6,07,794*	*5,74,103*
" *Bombay*	*4,198,723*	*5,176,343*	*4,298,679*	*4,875,207*	*5,605,810*	*20,32,181*	*25,00,358*	*15,78,314*	*17,85,789*	*20,57,169*
" *Sind*	*68,960*	*47,036*	*30,992*	*6,580*	*14,392*	*7,657*	*4,564*	*2,903*	*862*	*1,385*
" *Madras*	*14,467,411*	*15,961,580*	*14,524,910*	*12,281,094*	*12,850,085*	*55,48,783*	*58,92,469*	*52,15,466*	*46,71,775*	*61,68,240*
" *Burma*	*4,258,710*	*2,589,819*	*3,795,127*	*1,142,316*	*1,235,268*	*13,95,758*	*6,98,903*	*5,97,420*	*2,71,698*	*2,18,116*
TOTAL	25,972,767	27,970,510	25,426,032	20,892,804	29,206,470	99,48,397	96,72,541	80,61,726	73,40,621	90,18,004
MANUFACTURED—										
Cigars (I. J)—	Lbs.	Lbs.	Lbs.	Lbs.	Lbs.					
United Kingdom (*including* Channel Islands)	52,437	45,449	24,375	29,206	34,133	59,751	64,811	32,259	36,091	47,514
Aden and Dependencies	4,623	6,675	2,495	3,900	4,760	5,783	9,101	2,939	5,239	6,088
Ceylon (*excluding* Maldives)	9,393	12,447	11,855	27,670	11,983	10,062	14,518	13,276	15,046	16,320
Straits Settlements	150,906	116,090	68,662	27,810	6,312	1,44,666	1,00,682	58,269	24,088	4,615
Other British Possessions	5,859	5,607	2,168	1,240	1,107	11,306	6,844	3,848	3,272	1,830
TOTAL BRITISH EMPIRE	223,218	184,268	99,555	80,504	58,804	2,31,568	2,04,456	1,10,591	83,736	76,367
Iraq	4,510	2,369	1,644	3,449	1,104	9,220	4,703	2,663	5,248	2,193
Sumatra	12,513	3,661	900	..	..	10,256	2,700	900	..	..
Siam	25,058	20,681	4,092	797	202	24,587	19,687	4,042	822	292
Egypt	2,626	1,449	402	1,175	453	6,726	3,286	768	1,643	576
Other Foreign Countries	12,879	7,434	10,038	4,022	4,161	15,967	10,684	13,811	3,601	5,417
TOTAL FOREIGN COUNTRIES	57,586	35,494	17,076	9,443	5,980	67,756	41,210	22,189	11,314	8,478
Share of Bengal	*30*	60	*800*	*7,395*	*595*	*68*	*58*	*379*	*1,807*	*1,147*
" *Bombay*	*6,096*	*3,585*	*2,592*	*4,171*	*2,221*	*12,106*	*7,002*	*4,347*	*6,628*	*3,586*
" *Sind*	*2,346*	..	*1,616*	*12*	..	*2,260*	..	*1,070*	*12*	..
" *Madras*	*65,913*	*65,878*	*43,978*	*28,472*	*24,149*	*80,739*	*80,328*	*47,748*	*36,440*	*32,101*
" *Burma*	*203,891*	*150,439*	*71,045*	*49,897*	*37,316*	*2,03,617*	*1,58,284*	*79,236*	*51,163*	*47,711*
TOTAL	280,604	219,762	117,531	89,047	64,284	2,99,724	2,45,636	1,32,780	95,050	84,945
Cigarettes (I. J)—	Lbs.	Lbs.	Lbs.	Lbs.	Lbs.					
Ceylon (*excluding* Maldives)	211,465	185,677	121,483	76,161	140,962	2,16,722	1,94,349	1,19,675	66,536	1,13,725
Straits Settlements	45,470	81,829	92,998	76,784	44,456	31,868	58,467	66,401	55,865	31,995
Federated Malay States	31,275	64,250	86,653	101,505	68,223	26,025	51,747	70,268	82,252	68,156
Zanzibar and Pemba	3,030	5,005	7,279	6,860	2 548	3,150	4,550	5,150	4,650	2,400
Other British Possessions	1,324	4,188	4,300	3,933	1,370	1,475	5,710	4,100	2,958	1,487
TOTAL BRITISH EMPIRE	292,564	340,899	312,902	264,193	257,554	2,79,240	3,14,853	2,65,594	2,12,211	2,12,763
TOTAL FOREIGN COUNTRIES	346	1,188	..	168	96	620	1,592	..	60	41
Share of Bengal	..	..	*772*	..	*96*	..	..	*1,050*	..	*41*
" *Bombay*	*6,146*	*5,673*	*7,598*	*7,413*	*3,130*	*6,534*	*6,907*	*6,082*	*5,778*	*4,155*
" *Sind*	..	*696*	..	..	..	..	*455*	..	..	..
" *Madras*	*283,764*	*336,308*	*304,401*	*256,948*	*254,424*	*2,75,326*	*3,07,310*	*2,57,794*	*2,06,873*	*2,08,578*
" *Burma*	..	*413*	*3,135*	..	..	..	*1,740*	*728*	..	..
TOTAL	292,910	342,087	312,902	264,361	257,650	2,79,860	3,16,445	2,65,594	2,12,351	2,12,804

No. 11—*continued*

ARTICLES, AND COUNTRIES OF FINAL DESTINATION; ALSO SHARE OF EACH PROVINCE	QUANTITY					VALUE				
	1929-30	1930-31	1931-32	1932-33	1933-34	1929-30	1930-31	1931-32	1932-33	1933-34
Tobacco—*continued*										
MANUFACTURE—*continued*						R	R	R	R	R
Other sorts (I.J)—	Lbs.	Lbs.	Lbs.	Lbs.	Lbs.					
Ceylon (*excluding* Maldives)	15,323	52,272	62,024	13,748	37,967	7,650	13,525	8,155	2,700	6,913
Maldives	300,496	296,016	252,428	291,536	300,720	46,860	57,350	37,745	45,210	37,494
Straits Settlements	37,372	25,031	5,616	3,346	6,912	19,185	15,088	3,049	2,559	2,479
Other British Possessions	6,988	12,512	6,182	8,793	16,149	2,505	2,769	2,231	3,089	4,757
TOTAL BRITISH EMPIRE	360,174	385,831	306,200	317,423	361,748	76,170	88,768	56,180	53,548	51,653
Netherlands	..	80,250	..	..	..	..	10,254	..	..	..
Maskat Territory and Trucial Oman	16,249	16,941	21,749	14,680	14,107	11,859	12,419	11,544	8,811	7,188
Other Native States in Arabia	37,998	41,276	38,761	36,066	45,264	7,410	7,035	7,330	7,081	7,186
Java	9,220	5,568	9,330	5,393	2,952	5,240	3,098	5,250	3,300	1,785
Siam	18,772	17,680	8,534	480	168	9,335	8,743	4,284	240	30
Japan	..	..	21,184	..	..	..	..	7,360	..	..
Other Foreign Countries	81,662	129	1,196	1,496	7,257	5,022	57	401	995	1,277
TOTAL FOREIGN COUNTRIES	162,901	174,442	97,984	58,115	69,748	38,906	41,622	36,169	19,085	17,361
Share of Bengal	*457,533*	*609,045*	*379,792*	*351,443*	*412,666*	*76,711*	*97,215*	*61,519*	*48,835*	*46,736*
" *Bombay*	*237*	*912*	*303*	*1,477*	*738*	*480*	*635*	*811*	*741*	*787*
" *Sind*	*12,251*	*11,630*	*12,743*	*10,980*	*10,361*	*11,691*	*11,979*	*9,931*	*7,376*	*6,944*
" *Madras*	*454*	*123*	*1,624*	*1,818*	*1,661*	*719*	*191*	*4,490*	*1,444*	*4,647*
" *Burma*	*52,130*	*37,420*	*9,723*	*681*	*9*	*35,525*	*21,148*	*4,731*	*810*	*80*
TOTAL	523,075	560,278	404,194	375,538	431,496	1,15,070	1,30,891	82,369	62,634	64,214
Total Tobacco—	Lbs.	Lbs.	Lbs.	Lbs.	Lbs.					
United Kingdom (*including* Channel Islands)	10,610,440	10,001,148	10,630,072	9,075,810	13,316,866	61,95,886	58,45,293	59,53,058	36,71,676	47,42,469
Irish Free State (a)	—	—	—	—	282,000	—	—	—	—	99,315
Aden and Dependencies	4,204,024	5,374,505	4,632,934	4,402,676	5,108,940	20,20,188	25,08,019	15,98,258	13,91,061	19,76,570
Ceylon (*excluding* Maldives)	375,831	380,204	326,664	187,308	405,880	2,89,626	2,68,279	1,76,992	1,01,502	1,99,121
Maldives	303,276	305,933	259,218	316,374	320,088	46,990	63,055	34,975	40,350	41,946
Straits Settlements	4,192,088	2,740,992	1,712,670	938,767	1,224,419	16,56,728	10,88,760	7,46,517	3,82,898	4,26,135
Federated Malay States	1,694,804	1,297,836	828,639	487 726	581,896	6,55,818	5,11,991	3,75,184	2,46,807	2,18,074
Hongkong	648,025	917,009	2,649,514	428,538	711,900	1,14,208	1,04,017	2 32,290	38,426	56,127
Zanzibar and Pemba	4,038	7,652	9,530	9,757	4,904	3,850	6,395	8,230	6,761	3,709
British West India Islands (*excluding* Bahamas)	..	..	..	42,833	68,412	..	..	..	21,090	25,546
Other British Possessions	7,016	14,349	6,078	5,623	13,622	9,276	10,490	6,548	5,199	6,267
TOTAL BRITISH EMPIRE	22,039,512	21,039,628	20,868,519	15,866,104	22,8,9,058	9,61,312	84,01,2 9	71,22,469	60,07,517	77 80,216
U. S. S. R.—										
Pacific ports (in Asia)	..	..	..	237 120	..	..	..	..	61,500	..
Denmark	1,450	27,335	31,721	28 70	..	3,000	3,931	15,927	12 1 6	..
Germany	12,000	2,95,216	..	101, 21	12 600	2,332	31,527	..	17,646	1,250
Netherlands	1,167,267	2,431,490	947,071	1,666 693	3,514,317	2,40,976	2,62,194	1,31,963	3,96,512	4 12 709
Belgium	142,404	1,022,557	115,318	94,188	367,265	22,770	1,46,649	29,125	8,700	54 450
Turkey, Asiatic	..	525	68,360	21,465	25,716	..	562	11,702	2 465	7,540
Iraq	5,748	2,3 9	2,958	3,443	1,317	10,122	4,708	3,728	4,248	2,493
Maskat Territory and Trucial Oman	72,465	66,570	84,357	50,878	26 612	20,716	17,731	15,517	20,90.	8 763
Other Native States in Arabia	37,998	43,275	76,874	362,536	310,826	7,410	7,056	21,770	1,24 20	1,04,616
Sumatra	12,819	3,661	2,210	..	58	10,256	2,700	1 219	..	96
Java	11,582	6,407	12,466	5,619	2,952	7,613	4,66	8,289	2 4.0	1,725
Siam	58,539	103,934	20,508	2,540	853	36,464	33,735	10,524	1,7 0	627
French Indo-China	2,217	73.	67,092	538	2,240	2,145	560	22,47.	4 1	1,120
China (*exclusive* of Hongkong and Macao)	291,997	108,505	216,000	72,278	2 581	15 973	20,421	21 750	1,539	586

(a) Separately shown from 1933-34.

No. 11—*continued*

ARTICLES AND COUNTRIES OF FINAL DESTINATION; ALSO SHARE OF EACH PROVINCE	QUANTITY					VALUE				
	1929-30	1930-31	1931-32	1932-33	1933-34	1929-30	1930-31	1931-32	1932-33	1933-34
Tobacco—*concluded*						R	R	R	R	R
Total Tobacco—continued	Lbs.	Lbs.	Lbs.	Lbs.	Lbs.					
Japan	3,176,309	3,840,958	3,723,702	3,144,652	3,813,084	12,54,970	14,04,260	11,04,142	9,45,951	9,87,840
Egypt	2,020	1,449	402	8,746	453	6,726	3,236	769	2,747	576
Italian East Africa (Somaliland and Eritrea)	29,512	62,608	13,216	..	10	13,320	29,480	4,830	..	5
Other Foreign Countries	1,328,068	35,400	37,910	3,231	8,010	2,64,012	6,287	6,051	1,337	2,038
TOTAL FOREIGN COUNTRIES	5,089,544	6,053,004	5,301,730	5,757,243	7,000,811	16,80,745	19,63,744	14,19,520	16,18,330	15,90,657
Share of Bengal	*3,446,896*	*4,705,440*	*3,927,188*	*2,956,445*	*2,914,272*	*10,10,892*	*6,73,324*	*7,34,681*	*6,62,436*	*6,32,079*
,, *Bombay*	*4,909,432*	*5,186,353*	*4,309,167*	*4,933,268*	*6,611,892*	*20,49,250*	*25,14,892*	*15,83,998*	*18,01,936*	*20,65,987*
,, *Sind*	*73,038*	*60,360*	*45,351*	*17,513*	*24,743*	*21,448*	*16,691*	*13,897*	*3,248*	*8,369*
,, *Madras*	*14,525,562*	*16,362,939*	*14,369,913*	*13,567,732*	*20,136,319*	*59,06,567*	*68,80,207*	*55,22,638*	*49,15,235*	*64,07,586*
,, *Burma*	*4,514,161*	*2,777,497*	*3,809,630*	*1,192,693*	*1,272,674*	*16,24,900*	*8,80,069*	*6,82,165*	*3,83,001*	*2,65,846*
TOTAL	27,069,356	29,092,612	26,261,249	21,622,650	29,959,900	1,06,42,057	1,03,65,043	85,42,469	77,10,856	93,79,867
Toys and requisites for games and sports, *including* fishing tackle *(other than* firearms) (III. U)—										
United Kingdom (*including* Channel Islands)	—	—	—	—	—	84,527	48,347	63,067	34,659	1,05,216
Ceylon (*excluding* Maldives)	—	—	—	—	—	22,833	20,063	11,256	12,160	13,253
Straits Settlements	—	—	—	—	—	10,507	5,203	4,647	5,825	6,560
Union of South Africa	—	—	—	..	—	22,150	15,614	24,154	38,052	43 382
Anglo Egyptian Sudan	—	—	—	—	—	2,207	6,948	1,102	4,350	931
British West India Islands (*excluding* Bahamas)	—	—	—	—	—	5,651	6,202	3,971	4,371	5,776
Commonwealth of Australia	—	—	—	—	—	1,04,420	61,778	51,796	28,084	40,412
New Zealand	—	—	—	—	—	25,415	20,316	13,408	18,291	31,773
Other British Possessions	—	—	—	—	—	11,325	11,325	18,934	27,624	17,031
TOTAL BRITISH EMPIRE	—	—	—	—	—	2,88,535	1,98,791	1,01,760	1,63,285	2,64,934
Sweden	—	—	—	—	—	1,700	541	2,405	18,981	66,094
Norway	—	—	—	—	—	..	..	3,360	3,020	7,178
Germany	—	—	—	—	—	5,804	4,832	5,430	1,883	4,646
Netherlands	—	—	—	—	—	1,012	340	2,405	5,452	12,647
France	—	—	—	—	—	1,720	3,607	7,658	1,214	313
Italy (*including* Fiume)	—	—	—	—	—	8,330	1,935	1,630	1,701	4,882
Java	—	—	—	—	—	546	888	1,183	6,837	6,315
Philippine Islands and Guam	—	—	—	—	—	10,895	9,305	6,227	460	314
Egypt	—	—	—	—	—	1,700	700	3,687	3,304	5,536
Portuguese East Africa	—	—	—	—	—	964	2,842	4,439	11,898	14,061
United States of America—										
Via Atlantic Coast	—	—	—	—	—	55,436	50,254	46,840	55,415	82,460
,, Pacific ,,	—	—	—	—	—	5,154	11,123	38,831	43,332	30,340
Mexico	—	—	—	—	—	..	9,124	2,058	..	..
Argentine Republic (*excluding* the Atlantic Coast of Patagonia)	—	—	—	—	—	10,776	11,746	7,347	2,661	3,718
Other Foreign Countries	—	—	—	—	—	16,789	4,168	17,623	12,446	20,726
TOTAL FOREIGN COUNTRIES	—	—	—	—	—	1,21,326	1,11,405	1,40,233	1,68,604	2,69,133
Share of Bengal	—	—	—	—	—	*1,27,746*	*1,24,577*	*1,79,290*	*1,45,163*	*1,65,779*
,, *Bombay*	—	—	—	—	—	*1,76,210*	*1,17,000*	*90,155*	*1,27,006*	*2,18,012*
,, *Sind*	—	—	—	—	—	*17,103*	*6,913*	*54,139*	*43,492*	*1,42,362*
,, *Madras*	—	—	—	—	—	*17,999*	*12,464*	*5,274*	*7,901*	*7,885*
,, *Burma*	—	—	—	—	—	*803*	*163*	*134*	*637*	*332*
TOTAL	—	—	—	—	—	4,09,961	3,10,196	3,31,093	3,31,589	5,34,067

No. 11—*continued*

ARTICLES, AND COUNTRIES OF FINAL DESTINATION; ALSO SHARE OF EACH PROVINCE	QUANTITY					VALUE				
	1929-30	1930-31	1931-32	1932-33	1933-34	1929-30	1930-31	1931-32	1932-33	1933-34
						R	R	R	R	R
Umbrellas, *including* Parasols and Sunshades (III. U)—	No.	No.	No.	No.	No.					
Ceylon (*excluding* Maldives)	61,954	35,967	30,589	490	126	1,08,185	30,779	37,424	725	518
Straits Settlements	34,630	14,194	6,672	8,144	5,837	40,526	16,265	8,284	7,495	6,552
Federated Malay States	3,708	108	144	240	396	6,475	335	360	300	848
Union of South Africa	2,948	516	3,504	144	1,214	6,855	1,058	4,750	225	1,050
Mauritius and Dependencies	6,012	4,548	7,500	900	4,478	8,656	6,125	9,400	1,125	6,158
Other British Possessions	7,225	5,802	,610	3,675	4,130	10,929	8,365	3,685	5,426	5,068
TOTAL BRITISH EMPIRE	116,467	61,130	51,019	11,593	16,181	1,76,626	82,897	64,133	15,196	19,040
Portuguese East Africa	10,859	3,904	1,894	1,567	1,068	20,629	5,850	2,525	2,440	1,600
Madagascar	3,600	..	..	..	..	5,000	..	..	..	..
Other Foreign Countries	2,672	737	202	2,143	1,567	4,484	1,471	909	3,851	3,896
TOTAL FOREIGN COUNTRIES	17,131	4,641	2,086	3,710	2,635	30,113	7,321	3,434	6,291	5,496
Share of Bengal	*61,936*	*36,274*	*42,924*	*9,556*	*13,356*	*10,066*	*44,102*	*52,994*	*11,540*	*11,006*
" *Bombay*	*24,249*	*8,037*	*7,272*	*5,067*	*5,059*	*44,322*	*12,930*	*10,927*	*5,925*	*9,635*
" *Sind*	..	*60*	..	..	..	..	*150*	..	..	..
" *Madras*	*43,739*	*20,078*	*1,190*	*490*	..	*76,645*	*31,097*	*2,017*	*725*	..
" *Burma*	*3,674*	*1,322*	*1,719*	*190*	*371*	*5,206*	*1,939*	*2,539*	*277*	*944*
TOTAL	133,598	65,771	53,105	15,303	18,816	2,06,739	90,218	67,567	21,487	24,585
Vehicles (*excluding* Locomotives, etc., for Railways)—										
Carriages and carts (III. O)—	No.	No.	No.	No.	No.					
Ceylon (*excluding* Maldives)	..	..	..	2	1	..	..	..	5,100	325
Other British Possessions	21	2	4	..	30	2,834	248	635	..	2,940
TOTAL BRITISH EMPIRE	21	2	4	2	31	2,834	248	635	5,100	3,265
TOTAL FOREIGN COUNTRIES	6	5	5	1	8	475	830	2,000	300	1,200
Share of Bengal	*6*	..	..	..	*1*	*444*	..	..	..	*325*
" *Bombay*	*13*	*5*	*7*	..	*37*	*2,070*	*878*	*2,600*	..	*3,940*
" *Sind*	*2*	*1*	..	*1*	*1*	*148*	*300*	..	*300*	*900*
" *Madras*	*6*	..	*2*	*2*	..	*670*	..	*35*	*5,100*	..
TOTAL	27	7	9	3	39	3,109	1,078	2,635	5,400	4,465
Parts of carriages and carts (III. O)—										
Ceylon (*excluding* Maldives)	—	—	—	—	—	6,782	1,143	..	50	400
Other British Possessions	—	—	—	—	—	1,814	1,422	225	200	645
TOTAL BRITISH EMPIRE	—	—	—	—	—	8,566	2,565	225	250	1,065
TOTAL FOREIGN COUNTRIES	—	—	—	—	—	494	760	..	..	..
Share of Bengal	—	—	—	—	—	..	..	..	*100*	*560*
" *Bombay*	—	—	—	—	—	*1,939*	*1,310*	*175*	*150*	*705*
" *Sind*	—	—	—	—	—	..	*360*	..	..	..
" *Madras*	—	—	—	—	—	*6,422*	*1,655*	*50*	..	..
" *Burma*	—	—	—	—	—	*299*	..		..	..
TOTAL	—	—	—	—	—	9,060	3,325	225	250	1,065

No. 11—*continued*

ARTICLES, AND COUNTRIES OF FINAL DESTINATION; ALSO SHARE OF EACH PROVINCE	QUANTITY					VALUE				
	1929-30	1930-31	1931-32	1932-33	1933-34	1929-30	1930-31	1931-32	1932-33	1933-34
Vehicles (*excluding* Locomotives, etc., for Railways)—*contd.*						R	R	R	R	R
Ships, parts of (including *Launches and Boats*) (*III. O*)—										
United Kingdom (*including* Channel Islands)	—	—	—	—	—	6,525	..	20	..	..
Aden and Dependencies	—	—	—	—	—	5,570	4,470	..	2,425	780
Ceylon (*excluding* Maldives)	—	—	—	—	—	695	626	778	30,000	850
Other British Possessions	—	—	—	—	—	2,130	1,120	533	255	..
TOTAL BRITISH EMPIRE	—	—	—	—	—	15,420	6,216	1,331	32,680	1,630
Native States in Arabia *other than* Muskat Territory and Trucial Oman	—	—	—	—	—	7,130	2,030	630	4,290	1,825
Other Foreign Countries	—	—	—	—	—	3,300	715	1,100	60	..
TOTAL FOREIGN COUNTRIES	—	—	—	—	—	10,430	2,745	1,730	4,350	1,825
Share of Bombay	—	—	—	—	—	*4,230*	..	*1,175*	..	..
,, *Sind*	—	—	—	—	—	*1,400*	*100*	..	..	..
,, *Madras*	—	—	—	—	—	*20,220*	*3,861*	*1,886*	*7,030*	*2,955*
,, *Burma*	—	—	—	—	—	..	..	..	*30,000*	..
TOTAL	—	—	—	—	—	25,850	8,961	3,061	37,030	2,955
Other kinds (III. O)—										
United Kingdom (*including* Channel Islands)	—	—	—	—	—	108	11,800	..	..	..
Ceylon (*excluding* Maldives)	—	—	—	—	—	2,015	587	74	..	..
TOTAL BRITISH EMPIRE	—	—	—	—	—	2,123	12,387	74	..	..
TOTAL FOREIGN COUNTRIES	—	—	—	—	—	2,945	..	443	..	..
Share of Bengal	—	—	—	—	—	*153*	*11,800*	*443*	..	..
,, *Bombay*	—	—	—	—	—	*1,709*	..	..	..	..
,, *Madras*	—	—	—	—	—	*2,015*	*587*	*74*	..	..
,, *Burma*	—	—	—	—	—	*1,200*	..	..	..	..
TOTAL	—	—	—	—	—	5,068	12,387	517	..	..
Total value of vehicles, etc.	—	—	—	—	—	43,387	25,751	6,438	42,680	8,485
Wax of all kinds, *other than* Paraffin wax (*excluding* candles) (II. L)—	Cwts.	Cwts.	Cwts.	Cwts.	Cwts.					
United Kingdom (*including* Channel Islands)	2,029	381	333	705	734	87,196	32,004	27,653	51,971	42,100
Ceylon (*excluding* Maldives)	317	353	240	381	204	14,736	16,277	13,787	16,537	9,807
Straits Settlements	890	899	60	134	327	75,188	24,953	4,011	7,085	11,736
Hongkong	106	106	65	207	97	3,316	6,280	32,585	9,740	3,285
Other British Possessions	101	87	172	154	45	2,179	790	4,165	3,557	1,150
TOTAL BRITISH EMPIRE	4,344	1,876	1,490	1,581	1,407	1,82,615	81,194	82,401	88,890	68 078
Belgium	45	..	..	..	..	5,000	..	..	..	..
Japan	9,231	14,189	3,000	9,980	12	1,96,153	3,23,549	62,997	7,09,462	360
Other Foreign Countries	65	1	7	95	72	6,830	450	290	5,000	3,374
TOTAL FOREIGN COUNTRIES	9,341	14,190	3,007	10,064	84	2,07,983	3,23,999	63,287	2,14,462	3,734

No. 11—*continued*

ARTICLES, AND COUNTRIES OF FINAL DESTINATION; ALSO SHARE OF EACH PROVINCE	QUANTITY					VALUE				
	1929-30	1930-31	1931-32	1932-33	1933-34	1929-30	1930-31	1931-32	1932-33	1933-34
						R	R	R	R	R
Wax of all kinds *other than* Paraffin wax *(excluding* Candles) (II. L)—*continued*.	Cwts.	Cwts.	Cwts.	Cwts.	Cwts.					
Share of Bengal	*1,192*	*1,006*	*1,205*	*1,248*	*1,249*	*1,15,542*	*79,857*	*75,260*	*82,345*	*59,767*
„ *Bombay*	*120*	*36*	*6*	..	*3*	*11,314*	*2,717*	*330*	..	*164*
„ *Sind*	*10*	..	*6*	*3*	*50*	*1,050*	..	*250*	*244*	*4,710*
„ *Madras*	*21*	*10*	*20*	*44*	*26*	*1,918*	*1,017*	*1,393*	*3,337*	*2,421*
„ *Burma*	*12,342*	*14,414*	*3,260*	*10,350*	*133*	*2,60,406*	*3,22,102*	*64,326*	*3,17,416*	*6,459*
TOTAL	13,685	15,466	4,497	11,645	1,491	3,90,598	4,05,193	1,45,648	3,03,352	71,812
Wood and Timber—										
TIMBER, *other than* RAILWAY SLEEPERS—										
Teak wood (II. h)—	Cubic tons	Cubic tons	Cubic tons	Cubic tons	Cubic tons					
United Kingdom (*including* Channel Islands)	31,164	22,313	12,821	11,756	16,031	92,15,452	65,76,806	34,25,542	28,36,733	39,23,878
Palestine	..	..	..	..	97	..	..	..	..	23,406
Aden and Dependencies	45	57	16	24	54	3,215	12,175	6,130	3,807	8,876
Bahrein Islands	122	51	15	21	43	21,673	8,894	4,340	5,112	7,570
Ceylon (*excluding* Maldives)	2,028	1,486	1,421	952	621	3,00,705	2,28,794	1,56,891	1,47,765	84,808
Straits Settlements	137	97	55	27	16	22,020	13,676	6,548	4,487	2,187
Hongkong	162	30	75	58	12	32,185	3,790	8,039	7,275	1,815
Union of South Africa	4,022	4,446	1,021	699	5,056	11,17,148	12,88,230	5,25,585	1,71,319	9,05,758
Zanzibar and Pemba	143	180	147	140	42	31,201	41,816	26,304	21,738	6,769
Kenya Colony	713	581	161	131	154	1,71,385	1,54,056	35,806	29,627	23,048
Anglo-Egyptian Sudan	21	..	..	..	..	5,450	..	..	..	..
Mauritius and Dependencies	537	520	693	240	646	1,09,674	87,158	1,04,827	32,960	69,023
Commonwealth of Australia	84	45	53	87	217	21,460	11,375	15,043	22,118	58,445
New Zealand	20	15	23	9	7	6,358	4,566	7,146	2,333	2,115
Other British Possessions	22	18	32	18	27	6,830	4,502	5,220	1,862	2,830
TOTAL BRITISH EMPIRE	39,225	29,849	17,443	14,162	22,223	1,11,03,150	84,55,227	43,58,461	32,77,719	51,21,637
Norway	..	..	15	84	11	..	..	2,700	15,006	2,043
Sweden	35	41	30	35	67	10,500	12,450	8,000	8,568	17,519
Denmark	..	112	39	43	73	..	33,457	11,700	12,108	16,353
Germany	3,090	861	94	249	1,230	7,73,297	2,96,530	26,696	67,298	3,19,806
Netherlands	4,102	2,498	910	485	425	12,51,259	7,23,457	2,43,813	1,08,483	70,113
Belgium	592	315	252	517	598	1,61,214	75,927	59,928	1,30,207	1 00,913
France	46	551	40	25	7	13,938	2,05,574	12,000	5,567	1,040
Spain	..	..	..	36	..	..	..	..	9,480	..
Italy (including Fiume)	71	242	676	293	..	19,000	71,522	2,25,709	80,472	..
Syria	..	..	..	..	129	..	..	..	..	23,922
Maskat Territory and Trucial Oman	157	74	11	13	27	14,772	8,091	1,228	1,305	2,196
Other Native States in Arabia	41	27	22	63	46	4,148	3,075	1,828	6,770	5,210
Iraq	556	536	234	617	857	1,09,977	1,41,951	61,038	1,22,517	1,81,644
Persia	480	794	16	7	40	1,71,468	2,97,850	4,838	1,249	10,746
Philippines	..	100	..	..	..	..	30,000	..	..	..
Japan	178	30	15	40	..	53,400	9,000	4,500	10,720	..
Egypt	611	186	20	67	219	1,23,235	55,806	5,699	16,611	52,096
Portuguese East Africa	1,480	424	488	392	321	3,46,631	1,12,700	1,28,750	89,535	69,734
United States of America—										
Fld Atlantic Coast	1,963	3,138	1,452	186	496	5,58,504	10,50,485	4,29,346	56,172	1,07,284
„ Pacific „	..	359	251	6	31	..	1,31,294	75,456	1,800	9,274
Other Foreign Countries	8	25	1	9	19	820	4,503	150	1,107	5,304
TOTAL FOREIGN COUNTRIES	13,170	10,362	4,670	3,186	4,815	38,79,103	32,78,162	13,02,904	7,40,221	10 10, 24

No. 11—*continued*

ARTICLES, AND COUNTRIES OF FINAL DESTINATION ALSO SHARE OF EACH PROVINCE	QUANTITY					VALUE				
	1929-30	1930-31	1931-32	1932-33	1933-34	1929-30	1930-31	1931-32	1932-33	1933-34
						R	R	R	R	R
Wood and Timber—*continued*										
TIMBER, *other than* RAILWAY SLEEPERS—*continued*										
Teak wood (H. R)—continued	Cubic tons	Cubic tons	Cubic tons	Cubic tons	Cubic tons					
Share of Bengal	*21*	*220*	*276*	*113*	*7*	*7,009*	*22,193*	*32,366*	*12,308*	*1,500*
,, *Bombay*	*1,997*	*2,603*	*1,107*	*989*	*1,417*	*6,44,182*	*8,82,122*	*1,29,095*	*1,89,542*	*3,13,673*
,, *Sind*	*5*	*19*	*2*	*1*	*26*	*1,470*	*6,461*	*409*	*437*	*7,164*
,, *Madras*	*423*	*198*	*70*	*160*	*164*	*44,289*	*17,542*	*8,341*	*23,762*	*15,240*
,, *Burma*	*49,919*	*37,171*	*20,649*	*16,085*	*25,124*	*1,40,85,303*	*1,07,81,081*	*34,41,144*	*37,91,744*	*57,93,084*
TOTAL	52,365	40,211	22,113	17,348	26,738	1,47,82,253	1,17,08,380	36,61,355	40,18,093	61,31,661
Teak Logs (H. R)—	Tons	Tons	Tons	Tons	Tons					
United Kingdom (*including* Channel Islands)	3,067	2,941	2,677	3,033	3,585	5,33,862	5,04,276	4,50,030	4,28,493	5,15,811
Share of Burma	*3,067*	*2,941*	*2,677*	*3,033*	*3,585*	*5,33,862*	*5,01,276*	*4,50,030*	*4,28,493*	5,15,811
Wood—										
Firewood (H. R)—	Tons	Tons	Tons	Tons	Tons					
TOTAL BRITISH EMPIRE	31	..	6	20	20	691	4	325	165	80
Native States in Arabia *other than* Muskat Territory and Trucial Oman	1,617	397	214	408	219	30,493	6,024	4,034	7,118	3,311
Other Foreign Countries	1	..	..	..	..	13	6	12	..	..
TOTAL FOREIGN COUNTRIES	1,618	397	214	408	219	30,506	6,030	4,046	7,113	3,311
Share of Bengal	..	..	*1*	..	..	..	..	*300*	..	..
,, *Bombay*	*3*	..	..	..	..	*315*	..	..	..	..
,, *Sind*	*1,618*	*397*	*214*	*408*	*219*	*30,506*	*6,030*	*4,046*	*7,113*	*3,311*
,, *Madras*	*28*	..	*5*	*20*	..	*276*	*4*	*25*	*165*	..
,, *Burma*	..	..	..	..	*20*	..	..	..	..	*80*
TOTAL	1,649	397	220	428	239	31,097	6,034	5,271	7,278	3,391
Hardwood (*other than* teak)—(*a*)					Tons					
United Kingdom (*including* Channel Islands)	—	—	—	—	528	—	—	—	—	63,912
Other British Possessions	—	—	—	—	12	—	—	—	—	1,049
TOTAL BRITISH EMPIRE	—	—	—	—	540	—	—	—	—	64,961
Iraq	—	—	—	—	62	—	—	—	—	6,150
Other Foreign Countries	—	—	—	—	20	—	—	—	—	4,734
TOTAL FOREIGN COUNTRIES	—	—	—	—	88	—	—	—	—	10,884
Share of Bengal	—	—	—	—	..	—	—	—	—	—
,, *Bombay*	—	—	—	—	*33*	—	—	—	—	*7,392*
,, *Sind*	—	—	—	—	..	—	—	—	—	—
,, *Madras*	—	—	—	—	*150*	—	—	—	—	*22,730*
,, *Burma*	—	—	—	—	*445*	—	—	—	—	*45,733*
TOTAL	—	—	—	—	628	—	—	—	—	75,845
Sandal wood (H. R)—	Tons	Tons	Tons	Tons	Tons					
United Kingdom (*including* Channel Islands)	28	50	89	60	204	41,107	73,590	1,25,686	84,150	3,14,163
Aden and Dependencies	7	4	4	1	4	5,456	5,065	6,429	3,171	3,250
Straits Settlements	27	16	41	2	..	6[illegible],870	33,240	76,070	4,035	250
Honckong	2	7	13	13	9	3,280	14,210	22,814	17,882	14,487
Anglo-Egyptian Sudan	61	58	37	38	49	1,13,934	88,715	53,837	48,651	53,950
Other British Possessions	3	2	..	2	1	6,148	3,078	2,444	3,377	2,809
TOTAL BRITISH EMPIRE	128	137	184	116	327	2,[illegible]8,815	2,17,395	2,87,280	1,61,266	3,8[illegible],909

(*a*) Separately recorded from 1933-34.

No. 11—*continued*

ARTICLES, AND COUNTRIES OF FINAL DESTINATION: ALSO SHARE OF EACH PROVINCE	QUANTITY					VALUE				
	1929-30	1930-31	1931-32	1932-33	1933-34	1929-30	1930-31	1931-32	1932-33	1933-34
	Tons	Tons	Tons	Tons	Tons	R	R	R	R	R
Wood and Timber—*continued*										
Wood—*continued*										
Sandal wood (H. R)—continued										
Germany	98	..	..	12	15	1,75,250	..	..	14,850	21,900
France	16	3	6	14	2	27,200	5,160	13,100	18,604	3,075
China (*exclusive* of Hongkong and Macão)	61	41	46	41	85	1,19,857	68,365	5,025	71,980	1,25,766
Japan	9	..	34	57	123	18,010	..	63,378	81,378	1,28,710
Egypt	5	2	5	9	9	6,840	3,410	5,109	8,725	11,706
United States of America—										
Vid Atlantic Coast	618	522	509	170	422	10,58,909	8,89,438	8,59,339	2,87,196	6,68,345
Other Foreign Countries	8	3	..	2	5	8,835	4,475	3,340	2,770	7,812
TOTAL FOREIGN COUNTRIES	815	571	600	305	661	13,94,901	9,65,848	10,00,680	4,7 ,451	8,61,218
Share of Bengal	..	..	..	..	..	..	..	3,31	40	..
,, *Bombay*	805	507	292	211	292	13,39,099	8,15,082	3,75,127	2,65,070	3,64,736
,, *Sind*	..	..	..	..	..	61	..	..	..	..
,, *Madras*	138	901	492	210	696	2,44,556	3,68,471	9,11,237	3,45,6 2	8,45,048
,, *Burma*	..	..	..	..	..	..	240	87	35	340
TOTAL	943	708	784	421	988	16 27,716	11,83,713	12,87,960	6,46,717	12 50,192
THER KINDS OF WOOD AND TIMBER (H. R)—										
United Kingdom (*including* Channel Islands)	—	—	—	—	—	2,48,566	2,24,904	1,72,221	1 45 [illegible]	20,535
Aden and Dependencies	—	—	—	—	—	12,796	7,708	1,712	[illegible]	4,166
Pakrein Islands	—	—	—	—	—	11,650	6,720	5,010	[illegible]	8,811
Ceylon (*excluding* Maldives)	—	—	—	—	—	48,489	14,601	9,470	[illegible]	3,038
Maldives	—	—	—	—	—	5,041	4,513	10,93[illegible]	[illegible]	1,515
Hongkong	—	—	—	—	—	6,186	6,220	2,991	1,[illegible]	..
Union of South Africa	—	—	—	—	—	20,168	1,[illegible]59	2,725	1,201	200
Other British Possessions	—	—	—	—	—	8,581	1,946	6,677	5,114	3,977
TOTAL BRITISH EMPIRE	—	—	—	—	—	3,54,457	2,73,[illegible]76	2,11,206	1,63,172	26,372
Germany	—	—	—	—	—	38,887	9,100	2,710	2,[illegible]05	5,121
Netherlands	—	—	—	—	—	58,159	2,134	1,000	..	..
France	—	—	—	—	—	73,634	18,012	..	29,778	31,444
Italy (*including* Fiume)	—	—	—	—	—	4,226	12,806	7,347	31,223	9[illegible]8,[illegible]5
Maskat Territory and Trucial Oman	—	—	—	—	—	33,904	18,143	2,208	7,122	4,[illegible]96
Other Native States in Arabia	—	—	—	—	—	21,814	7,429	9,259	19,912	14,295
Iraq	—	—	—	—	—	80,678	60,982	31,986	62,123	20,750
Persia	—	—	—	—	—	56,896	77,481	2,690	4,[illegible]39	3,592
United States of America—Vid Atlantic Coast	—	—	—	—	—	47,264	26,103	8,957	2	11,610
,, Pacific ,,	—	—	—	—	—	..	200	..	..	..
Other Foreign Countries	—	—	—	—	—	11,236	8,025	4,025	5,040	1,762
TOTAL FOREIGN COUNTRIES	—	—	—	—	—	4,32,803	2,80,214	65,0[illegible]9	1,62,154	2,80,275
Share of Bengal	—	—	—	—	—	1,59,866	75,060	1,05,[illegible]13	[illegible]5,6	7,[illegible]12
,, *Bombay*	—	—	—	—	—	1,35,963	1,14,189	36,621	[illegible]6,[illegible]43	10,[illegible]19
,, *Sind*	—	—	—	—	—	2,292	2,728	1,616	2,[illegible]14	40,978
,, *Madras*	—	—	—	—	—	3,55,901	1,70,616	65,[illegible]11	1,[illegible]0,6[illegible]4	1,44,441
,, *Burma*	—	—	—	—	—	1,33,330	1,14,320	96,494	1,1[illegible]7,[illegible]5	1,247
TOTAL	—	—	—	—	—	7,87,152	4,99,[illegible]22	2,76,[illegible]0	3,45,[illegible]28	2,[illegible]7

No. 11—*continued*

ARTICLES, AND COUNTRIES OF FINAL DESTINATION; ALSO SHARE OF EACH PROVINCE	QUANTITY					VALUE				
	1929-30	1930-31	1931-32	1932-33	1933-34	1929-30	1930-31	1931-32	1932-33	1933-34
						R	R	R	R	R
Wood and Timber—*continued*										
MANUFACTURES OF WOOD, *other than* FURNITURE AND CABINETWARE (III. G)—										
United Kingdom (*including* Channel Islands)	—	—	—	—	—	59,212	80,055	65,384	33,018	17,78
Gibraltar	—	—	—	—	—	6,500	11,470	4,525	8,168	1,47
Palestine	—	—	—	—	—	..	..	..	..	20,58
Aden and Dependencies	—	—	—	—	—	12,749	8,802	8,225	6,532	5,50
Bahrein Islands	—	—	—	—	—	5,791	12,479	685	805	84
Ceylon (*excluding* Maldives)	—	—	—	—	—	13,735	9,707	9,417	8,348	4,76
Zanzibar and Pemba	—	—	—	—	—	9,790	4,260	3,536	2,575	2,12
Kenya Colony	—	—	—	—	—	9,720	6,020	4,276	4,016	6,22
Tanganyika Territory	—	—	—	—	—	15,297	9,640	8,995	5,170	2,94
Mauritius and Dependencies	—	—	—	—	—	23,649	2,150	..	350	..
Other British Possessions	—	—	—	—	—	17,141	12,190	8,059	8,136	9,85
TOTAL BRITISH EMPIRE	—	—	—	—	—	1,71,584	96,218	1,13,102	76,61[illegible]	70,63
Italy (*including* Fiume)	—	—	—	—	—	1,290	2,295	2,545	14,815	2,95
Syria	—	—	—	—	—	350	300	4,000	100	26,68
Muskat Territory and Trucial Oman	—	—	—	—	—	12,129	3,269	3,095	9,415	1,59
Iraq	—	—	—	—	—	13,690	15,686	10,433	22,974	69,03
Portuguese East Africa	—	—	—	—	—	4,300	5,476	9,814	1,898	1,25
United States of America—										
Vid Atlantic Coast	—	—	—	—	—	9,319	5,685	4,925	12,083	12,69
vid Pacific ,,	—	—	—	—	—	4,386	2,220	600	1,261	7
Other Foreign Countries	—	—	—	—	—	21,606	13,908	17,205	32,861	18,81
TOTAL FOREIGN COUNTRIES	—	—	—	—	—	67,020	48,309	52,678	1,01,427	1,32,02
Share of Bengal	—	—	—	—	—	*40,751*	*14,235*	*48,959*	*25,730*	*12,23*
,, *Bombay*	—	—	—	—	—	*1,43,846*	*1,13,467*	*1,02,991*	*1,08,327*	*1,51,41*
,, *Sind*	—	—	—	—	—	*12,578*	*3,643*	*6,372*	*6,906*	*1,14*
,, *Madras*	—	—	—	—	—	*9,995*	*8,346*	*6,044*	*36,468*	*6,54*
,, *Burma*	—	—	—	—	—	*31,134*	*4,831*	*2,414*	*614*	*1,29*
TOTAL	—	—	—	—	—	2,38,604	1,44,522	1,65,780	1,78,045	2,02,66
Total value of Wood and Timber—										
United Kingdom (*including* Channel Islands)	—	—	—	—	—	1,01,25,514	74,11,631	42,38,843	35,28,194	48,55,87
Gibraltar	—	—	—	—	—	6,500	11,470	5,230	8,168	1,47
Palestine	—	—	—	—	—	..	..	..	..	43,97
Aden and Dependencies	—	—	—	—	—	39,246	33,340	22,496	36,446	21,53
Bahrein Islands	—	—	—	—	—	43,014	16,099	10,145	5,982	11,92
Ceylon (*excluding* Maldives)	—	—	—	—	—	3,61,403	2,51,461	2,07,404	1,58,942	93,76
Maldives	—	—	—	—	—	7,116	6,935	13,760	5,940	6,34
Straits Settlements	—	—	—	—	—	94,057	49,195	89,987	9,923	2,94
Hongkong	—	—	—	—	—	44,031	22,589	34,263	26,432	16,45
Union of South Africa	—	—	—	—	—	11,39,891	12,91,161	5,30,053	1,72,789	9,06,84
Zanzibar and Pemba	—	—	—	—	—	41,578	47,981	30,652	26,668	10,21
Kenya Colony	—	—	—	—	—	1,82,219	1,60,620	40,187	28,673	29,66
Tanganyika Territory	—	—	—	—	—	15,297	11,390	8,995	5,180	2,94
Anglo-Egyptian Sudan	—	—	—	—	—	1,22,829	88,990	54,037	49,351	54,14
Mauritius and Dependencies	—	—	—	—	—	1,35,051	89,288	1,04,867	33,306	69,03
Commonwealth of Australia	—	—	—	—	—	23,230	11,465	16,193	22,648	61,94
New Zealand	—	—	—	—	—	8,541	7,332	8,681	2,378	2,64
Other British Possessions	—	—	—	—	—	11,832	3,976	4,600	6,406	7,40
TOTAL BRITISH EMPIRE	—	—	—	—	—	1,24,02,459	95,17,823	54,20,402	41,27,426	61,97,10

No. 11—*continued*

ARTICLES, AND COUNTRIES OF FINAL DESTINATION; ALSO SHARE OF EACH PROVINCE	QUANTITY					VALUE				
	1929-30	1930-31	1931-32	1932-33	1933-34	1929-30	1930-31	1931-32	1932-33	1933-34
Wood and Timber—*continued*						R	R	R	R	R
MANUFACTURES OF WOOD, *other than* FURNITURE AND CABINET-WARE (III. G)—*continued*										
Sweden	—	—	—	—	—	10,717	12,750	8,135	8,668	17,819
Norway	—	—	—	—	—	..	..	2,700	15,006	3,043
Denmark	—	—	—	—	—	6	33,457	11,805	13,105	16,353
Germany	—	—	—	—	—	9,82,668	3,05,963	80,428	88,328	5,47,672
Netherlands	—	—	—	—	—	13,05,418	7,25,801	2,49,013	1,04,427	70,355
Belgium	—	—	—	—	—	1,63,043	75,982	60,103	1,30,307	1,00,913
France	—	—	—	—	—	1,16,505	2,26,271	57,320	66,679	59,013
Spain	—	—	—	—	—	..	..	..	9,459	35
Italy (*including* Fiume)	—	—	—	—	—	27,538	87,423	2,35,601	1,27,210	1,01,345
Syria	—	—	—	—	—	350	300	4,170	370	60,813
Iraq	—	—	—	—	—	2,04,343	2,18,619	1,03,472	2,13,614	2,78,583
Maskat Territory and Trucial Oman	—	—	—	—	—	60,658	32,659	9,011	19,882	13,054
Other Native States in Arabia	—	—	—	—	—	61,263	19,858	13,402	38,192	20,759
Persia	—	—	—	—	—	2,42,021	3,76,405	7,037	10,597	14,471
Philippines	—	—	—	—	—	656	30,290	1,095	2,000	..
China (*exclusive* of Hong-kong and Macáo)	—	—	—	—	—	1,20,030	63,268	50,125	73,287	1,28,806
Japan	—	—	—	—	—	72,846	11,136	60,878	94,538	1,28,760
Egypt	—	—	—	—	—	1,22,2[illegible]	61,703	13,297	27,822	65,708
Tripoli (Libya)	—	—	—	—	—	..	..	..	1,250	9,809
Portuguese East Africa	—	—	—	—	—	3,92,216	1,18,176	1,41,140	91,423	71,769
Italian East Africa (Somaliland and Eritrea)	—	—	—	—	—	3,075	2,010	300	5,110	2,175
United States of America—*Vid* Atlantic Coast	—	—	—	—	—	16,80,696	19,80,711	13,[illegible]2,867	3,35,754	6,94,982
" Pacific "	—	—	—	—	—	4,326	1,33,714	76,056	3,051	9,281
Other Foreign Countries	—	—	—	—	—	14,936	13,531	7,458	11,806	9,250
TOTAL FOREIGN COUNTRIES	—	—	—	—	—	56,04,225	45,29,563	24,26,287	14,90,526	22,26,739
Share of Bengal	—	—	—	—	—	*2,07,426*	*1,11,951*	*2,47,777*	*63,644*	*31,148*
" *Bombay*	—	—	—	—	—	*23,03,606*	*19,34,960*	*6,73,194*	*6,19,372*	*5,75,121*
" *Sind*	—	—	—	—	—	*47,207*	*17,852*	*13,878*	*33,074*	*23,596*
" *Madras*	—	—	—	—	—	*6,66,017*	*5,66,838*	*9,81,635*	*5,55,701*	*10,76,921*
" *Burma*	—	—	—	—	—	*1,67,33,629*	*1,14,37,243*	*59,90,111*	*43,37,661*	*63,53,120*
TOTAL	—	—	—	—	—	1,80,06,884	1,40,46,896	79,46,089	56,17,952	84,24,144
Postal Articles (V)—										
United Kingdom (*including* Channel Islands)	—	—	—	—	—	61,[illegible]0,841	53,55,394	51,00,136	45,01,665	66,34,678
Gibraltar	—	—	—	—	—	5,[illegible]2	5,016	5,451	4,37[illegible]	7,818
Malta and Gozo	—	—	—	—	—	..	..	717	..	..
Bahrein Islands	—	—	—	—	—	1,49,143	92,024	88,[illegible]67	74,75[illegible]	75,896
Ceylon (*excluding* Maldives)	—	—	—	—	—	35,[illegible]5,[illegible]25	26,01,696	17,77,140	13,96,402	12,35,[illegible]32
Maldives	—	—	—	—	—	..	..	..	99,[illegible]23	..
Straits Settlements	—	—	—	—	—	48,34,943	60,08,069	63,56,015	52,16,283	34,27,127
Federated Malay States	—	—	—	—	—	10,82,199	6,[illegible]8,443	3,49,681	2,21,312	1,[illegible],010
British Borneo	—	—	—	—	—	9,310	3,[illegible]33	1,81[illegible]	1,308	645
Hongkong	—	—	—	—	—	10,9[illegible],186	10,[illegible],934	[illegible],19,834	4,71,[illegible]54	2,91,[illegible]04
Union of South Africa	—	—	—	—	—	2,88,448	[illegible]06,720	2,02,133	1,81,[illegible]08	1,94,[illegible]23
Zanzibar and Pemba	—	—	—	—	—	1,19,038	91,177	1,10,406	1,60,497	77,[illegible]1
Kenya Colony	—	—	—	—	—	2,[illegible],344	2,[illegible],625	1,66,727	1,07,[illegible]	1,07,[illegible]23
Tanganyika Territory	—	—	—	—	—	[illegible],[illegible]78	92,287	71,974	80,067	88,[illegible]6
Uganda Protectorate	—	—	—	—	—	2,7[illegible],787	2,[illegible],611	1,[illegible],241	79,[illegible]22	92,574
Somaliland Protectorate	—	—	—	—	—	3,[illegible]30	2,160	2,249	2,[illegible]46	1,37

No. 11—*continued*

ARTICLES, AND COUNTRIES OF FINAL DESTINATION; ALSO SHARE OF EACH PROVINCE	QUANTITY					VALUE				
	1929-30	1930-31	1931-32	1932-33	1933-34	1929-30	1930-31	1931-32	1932-33	1933-34
						R	R	R	R	R
Postal Articles (V)—*continued*										
Mauritius and Dependencies	—	—	—	—	—	25,630	26,732	21,185	85,804	13,537
Seychelles	—	—	—	—	—	13,508	5,401	3,431	10,389	2,522
Commonwealth of Australia	—	—	—	—	—	3,73,989	1,09,807	1,00,294	1,26,240	87,023
New Zealand	—	—	—	—	—	1,49,952	1,53,318	87,636	90,513	73,567
Fiji Islands	—	—	—	—	—	34,497	25,668	21,791	1,89,118	38,747
TOTAL BRITISH EMPIRE	—	—	—	—	—	1,88,53,315	1,72,70,282	1,53,91,202	1,30,72,565	1,05,73,989
Germany	—	—	—	—	—	..	..	..	1,58,038	97,830
France	—	—	—	—	—	12,07,860	12,44,675	14,02,585	12,95,131	18,80,555
Switzerland	—	—	—	—	—	..	..	..	..	70,947
Muskat Territory and Trucial Oman	—	—	—	—	—	48,376	40,778	35,486	34,611	29,764
Other Native States in Arabia	—	—	—	—	—	960	1,708	887	1,744	1,240
Iraq	—	—	—	—	—	6,97,776	4,14,515	2,91,822	4,64,728	2,11,173
Persia	—	—	—	—	—	9,82,028	2,11,273	69,568	66,764	84,107
Henjam Island	—	—	—	—	—	1,008	852	282	243	259
Sumatra	—	—	—	—	—	2,71,490	2,12,392	1,07,752	60,768	40,203
Java	—	—	—	—	—	20,981	14,448	14,663	7,560	3,566
Borneo (Dutch)	—	—	—	—	—	4,22,848	3,10,051	2,66,526	1,49,914	1,61,813
Celebes and other Islands	—	—	—	—	—	248	553	..	123	680
Siam	—	—	—	—	—	2,09,078	1,50,095	70,570	1,49,045	80,505
Philippines	—	—	—	—	—	..	1,269	9,387	5,585	8,228
China (*exclusive* of Hongkong and Macao)	—	—	—	—	—	..	..	..	..	37,683
French Indo-China	—	—	—	—	—	1,18,666	46,511	23,557	10,560	12,521
Japan	—	—	—	—	—	71,923	45,391	28,149	51,096	25,322
Egypt	—	—	—	—	—	3,89,937	3,48,843	1,91,177	2,50,435	1,16,347
Portuguese East Africa	—	—	—	—	—	66,334	53,171	35,673	30,720	50,658
French Somaliland	—	—	—	—	—	48,191	30,569	26,864	23,671	24,789
United States of America—										
Vid Atlantic Coast	—	—	—	—	—	20,631	20,202	17,612	13,066	9,111
Hayti and St. Domingo	—	—	—	—	—	8,301	7,734	8,165	9,223	9,691
TOTAL FOREIGN COUNTRIES	—	—	—	—	—	45,87,736	31,55,025	25,95,200	27,83,024	29,16,053
Share of Bengal	—	—	—	—	—	*37,96,505*	*32,40,402*	*22,09,733*	*13,80,484*	*13,86,077*
" *Bombay*	—	—	—	—	—	*89,35,017*	*69,17,480*	*62,64,500*	*61,52,534*	*64,64,701*
" *Sind*	—	—	—	—	—	*4,72,773*	*3,38,344*	*2,88,275*	*2,50,361*	*3,10,011*
" *Madras*	—	—	—	—	—	*70,46,639*	*49,24,999*	*31,03,370*	*26,75,786*	*19,51,416*
" *Burma*	—	—	—	—	—	*33,31,117*	*60,13,182*	*61,20,534*	*43,06,124*	*33,77,543*
TOTAL	—	—	—	—	—	2,34,41,051	2,04,34,307	1,79,86,402	1,58,55,589	1,34,90,047
All other articles of merchandise—										
UNMANUFACTURED (II. 8)—										
United Kingdom (*including* Channel Islands)	—	—	—	—	—	4,45,630	3,96,401	4,13,489	2,41,244	1,87,158
Aden and Dependencies	—	—	—	—	—	53,755	41,589	22,963	11,810	13 488
Bahrein Islands	—	—	—	—	—	5,606	495	975	770	5 827
Ceylon (*excluding* Maldives)	—	—	—	—	—	53,630	72,866	34,010	41,114	37,609
Straits Settlements	—	—	—	—	—	65,423	43,918	22,100	2..677	17,474
Federated Malay States	—	—	—	—	—	20,291	17,317	8,929	6,544	2,997
Hongkong	—	—	—	—	—	10,488	6,053	4,415	18,025	3,780

No. 11—*continued*

ARTICLES, AND COUNTRIES OF FINAL DESTINATION; ALSO SHARE OF EACH PROVINCE	QUANTITY					VALUE				
	1929-30	1930-31	1931-32	1932-33	1933-34	1929-30	1930-31	1931-32	1932-33	1933-34
						R	R	R	R	R
All other articles of merchandise—*continued*										
UNMANUFACTURED (II. S)—*continued*										
Canada—										
Vid Atlantic Coast	—	—	—	—	—	12,400	..	..	..	4,850
,, Pacific ,,	—	—	—	—	—	..	..	..	..	17
Commonwealth of Australia	—	—	—	—	—	64,129	64,450	7,965	..	..
Other British Possessions	—	—	—	—	—	5,466	5,086	5,810	2,539	3,959
TOTAL BRITISH EMPIRE	—	—	—	—	—	7,34,407	6,48,955	5,20,596	3,61,723	2,73,029
Germany	—	—	—	—	—	13,92,196	8,68,096	7,85,058	6,00,169	9,81,805
Netherlands	—	—	—	—	—	25,350	11,101	65,856	4,844	5,120
Belgium	—	—	—	—	—	97,566	80,454	19,642	30,230	45,013
France	—	—	—	—	—	2,59,613	2,35,365	1,64,851	1,61,469	1,87,074
Spain	—	—	—	—	—	6,67,438	2,69,009	78,628	1,00,692	4,33,279
Portugal	—	—	—	—	—	14,060	8,505	..	4,675	1,930
Switzerland	—	—	—	—	—	..	..	3,245	5	15,185
Italy (*including* Fiume)	—	—	—	—	—	1,24,157	64,031	49,811	11,417	21,575
Turkey, European	—	—	—	—	—	32,000	..	..	..	..
Syria	—	—	—	—	—	37,578	1,08,490	60,050	800	..
Native States in Arabia *other than* Muskat Territory and Trucial Oman	—	—	—	—	—	689	6,994	2,053	2,377	8,439
Iraq	—	—	—	—	—	12,503	6,359	9,972	7,867	5,930
Persia	—	—	—	—	—	10,902	12,734	1,705	395	44
China (*exclusive* of Hong-kong and Macão)	—	—	—	—	—	51,026	29,010	41,815	4,063	670
Japan	—	—	—	—	—	3,76,825	2,65,023	2,22,612	2,43,911	2,50,111
United States of America—										
Vid Atlantic Coast	—	—	—	—	—	14,13,690	6,81,991	1,90,5[illegible]	1,06,618	4,44,795
,, Pacific ,,	—	—	—	—	—	31,864	11,195	7,120	5,087	8,726
Other Foreign Countries	—	—	—	—	—	2,891	8,081	4,151	2,790	3,024
TOTAL FOREIGN COUNTRIES	—	—	—	—	—	45,87,083	26,11,324	17,11,212	14,14,[illegible]89	24,06,123
Share of Bengal	—	—	—	—	—	*7,63,179*	*5,55,198*	*3,60,163*	*3,74,949*	*3,81,697*
,, *Bombay*	—	—	—	—	—	*17,74,045*	*10,45,071*	*7,75,145*	*6,59,178*	*8,53,885*
,, *Sind*	—	—	—	—	—	*22,16,816*	*13,10,827*	*9,47,872*	*6,96,518*	*13,02,614*
,, *Madras*	—	—	—	—	—	*3,93,756*	*2,12,520*	*96,655*	*75,071*	*1,16,058*
,, *Burma*	—	—	—	—	—	*1,23,695*	*83,667*	*81,263*	*65,009*	*91,142*
TOTAL	—	—	—	—	—	55,71,490	32,60,284	22,31,808	17,65,712	26,79,752
MANUFACTURED (III. U)—										
United Kingdom (*including* Channel Islands)	—	—	—	—	—	1,63,710	1,11,668	35,720	1,81,784	62,771
Palestine	—	—	—	—	—	10,740	17,024	5,940	63,412	14,184
Aden and Dependencies	—	—	—	—	—	20,592	27,114	12,946	17,461	12,819
Bahrein Islands	—	—	—	—	—	92,376	59,350	21,212	29,430	36,609
Ceylon (*excluding* Maldives)	—	—	—	—	—	1,11,424	92,910	66,813	58,760	65,512
Straits Settlements	—	—	—	—	—	68,866	37,028	31,305	2,020	42,994
Federated Malay States	—	—	—	—	—	16,139	10,454	8,133	7,968	5,869
Hongkong	—	—	—	—	—	11,077	3,737	2,20	4,[illegible]	18
Natal	—	—	—	—	—	8,466	11,071	6,174	6,[illegible]7	7,079
Zanzibar and Pemba	—	—	—	—	—	5,609	8,934	7,941	1,[illegible]	1,710
Kenya Colony	—	—	—	—	—	16,779	24,5[illegible]	2[illegible]01	22,767	15,293
Tanganyika Territory	—	—	—	—	—	3,520	5,532	4,019	1,145	1,815
Somaliland Protectorate	—	—	—	—	—	10,797	6,894	5,210	..	..
Anglo-Egyptian Sudan	—	—	—	—	—	10,719	12,6[illegible]1	3,240	2,[illegible]	2,760

No. 11—*concluded*

ARTICLES, AND COUNTRIES OF FINAL DESTINATION; ALSO SHARE OF EACH PROVINCE.	Quantity					Value				
	1929-30	1930-31	1931-32	1932-33	1933-34	1929-30	1930-31	1931-32	1932-33	1933-34
						R	R	R	R	R
All other articles of merchandise—*concluded*										
MANUFACTURED (III. U)—*continued*										
Commonwealth of Australia	—	—	—	—	—	510	15,237	620	616	720
Fiji Islands	—	—	—	—	—	1,764	2,192	15,473	3,050	2,394
Other British Possessions	—	—	—	—	—	5,001	2,300	5,603	5,032	8,333
TOTAL BRITISH EMPIRE	—	—	—	—	—	5,58,582	4,43,319	2,59,280	3,89,653	2,81,520
Netherlands	—	—	—	—	—	600	400	260	105	7,055
Germany	—	—	—	—	—	4,748	796	12,203	8,476	2,865
Belgium	—	—	—	—	—	100	1,573	75	13,740	12,950
France	—	—	—	—	—	28,381	3,850	8,460	17,491	7,970
Spain	—	—	—	—	—	950	--	10	11,800	100
Italy (*including* Fiume)	—	—	—	—	—	1,123	7,929	25	2,512	100
Syria	—	—	—	—	—	4,420	1,200	1,820	49,760	1,350
Muskat Territory and Trucial Oman	—	—	—	—	—	8,126	6,285	4,695	6,629	5,093
Other Native States in Arabia	—	—	—	—	—	25,028	13,818	9,748	11,157	6,396
Iraq	—	—	—	—	—	4,38,717	3,56,227	3,31,855	4,08,243	2,58,524
Persia	—	—	—	—	—	3,06,650	3,42,445	65,825	16,292	28,237
Java	—	—	—	—	—	1,37,041	10,061	13,894	9,111	7,679
Siam	—	—	—	—	—	11,880	4,261	4,668	1,688	1,790
Japan	—	—	—	—	—	4,816	661	7,340	10,394	11,305
Egypt	—	—	—	—	—	1,31,237	44,411	45,841	16,643	15,434
Portuguese East Africa	—	—	—	—	—	21,967	15,369	17,245	19,607	7,087
United States of America—										
Ftd Atlantic Coast	—	—	—	—	—	2,20,432	1,79,231	18,059	12,180	31,076
,, Pacific ,,	—	—	—	—	—	3,453	3,911	2,420	571	250
Other Foreign Countries	—	—	—	—	—	9,679	6,573	4,048	8,456	8,262
TOTAL FOREIGN COUNTRIES	—	—	—	—	—	13,59,738	9,99,001	5,48,500	7,14,945	4,15,323
Share of Bengal	—	—	—	—	—	*2,79,445*	*1,73,338*	*80,298*	*77,258*	*79,083*
,, *Bombay*	—	—	—	—	—	*5,97,440*	*5,34,851*	*1,90,465*	*4,89,715*	*2,48,976*
,, *Sind*	—	—	—	—	—	*7,44,142*	*5,53,748*	*4,56,063*	*4,54,803*	*2,33,295*
,, *Madras*	—	—	—	—	—	*2,99,299*	*1,73,402*	*79,009*	*78,737*	*84,717*
,, *Burma*	—	—	—	—	—	*2,994*	*1,991*	*1,945*	*4,085*	*767*
TOTAL	—	—	—	—	—	19,18,320	14,42,320	8,07,780	11,04,598	6,06,843
GRAND TOTAL VALUE OF INDIAN MERCHANDISE EXPORTED (exclusive of Government Stores)	—	—	—	—	—	310,80,55,200	220,49,26,338	155,88,86,094	132,27,20,964	146,31,60,522
Share of Bengal	—	—	—	—	—	*133,11,26,981*	*89,31,75,377*	*61,63,53,878*	*55,73,11,844*	*63,34,05,102*
,, *Bihar and Orissa*	—	—	—	—	—	*12,540*	*36,962*	*4,050*	..	..
,, *Bombay*	—	—	—	—	—	*69,70,96,113*	*53,92,13,733*	*31,60,95,938*	*23,16,87,185*	*27,40,99,405*
,, *Sind*	—	—	—	—	—	*23,85,59,629*	*16,96,80,056*	*11,53,26,924*	*10,69,30,508*	*13,57,66,955*
,, *Madras*	—	—	—	—	—	*44,72,27,190*	*32,00,75,147*	*25,97,94,915*	*23,55,01,693*	*24,64,32,954*
,, *Burma*	—	—	—	—	—	*39,40,33,747*	*32,17,46,163*	*22,83,10,392*	*19,12,86,735*	*17,34,53,106*
Free of Duty	—	—	—	—	—	192,43,51,429	124,28,00,906	100,97,59,092	83,60,28,709	99,19,61,571
Subject to Duty	—	—	—	—	—	118,37,03,771	96,21,25,430	54,91,27,092	48,66,92,255	47,11,98,951
TOTAL	—	—	—	—	—	310,80,55,200	220,49,26,338	155,88,86,094	132,27,20,964	146,31,60,522

No. 12

GENERAL EXPORTS OF FOREIGN MERCHANDISE IN EACH OFFICIAL YEAR FROM 1929-30 TO 1933-34.

The summary classes and their sub-divisions are shown in brackets against articles—For summaries see pages 15 to 20.

ARTICLES, AND COUNTRIES OF FINAL DESTINATION; ALSO SHARE OF EACH PROVINCE	QUANTITY					VALUE				
	1929-30	1930-31	1931-32	1932-33	1933-34	1929-30	1930-31	1931-32	1932-33	1933-34
						R	R	R	R	R
Animals, living—										
Horses (IV.A)—	No.	No.	No.	No.	No.					
United Kingdom (*including* Channel Islands)	34	18	46	57	15	1,04,300	75,000	80,075	2,86,500	58,000
Ceylon (*excluding* Maldives)	55	36	25	47	38	2,04,500	1,89,693	1,28,200	77,500	72,700
Mauritius and Dependencies	..	..	4	..	..	..	..	8,000	..	..
Other British possessions	..	2	3	3	2	..	2,500	3,250	3,500	1,200
TOTAL BRITISH EMPIRE	89	56	78	107	55	3,08,800	2,67,193	2,28,525	3,67,500	1,31,900
Germany	..	..	2	..	..	..	..	5,000	..	..
France	7	7	3	..	..	32,000	30,500	6,000	..	..
Philippines	6	..	..	..	..	12,000	..	..	..	..
Egypt	..	..	..	2	32	..	..	..	2,000	32,000
United States of America—*Viâ* Atlantic Coast	..	2	..	1	..	..	5,000	..	2,000	..
Other Foreign Countries	..	1	..	..	1	..	500	..	..	1,200
TOTAL FOREIGN COUNTRIES	13	10	5	3	33	44,000	36,000	11,000	4,000	33,200
Share of Bengal	*16*	*7*	*11*	*8*	*9*	*90,500*	*12,000*	*18,575*	*16,600*	*37,000*
" *Bombay*	*85*	*56*	*67*	*95*	*66*	*2,61,300*	*2,85,693*	*2,14,750*	*3,45,900*	*1,13,900*
" *Sind*	..	*3*	..	..	*1*	..	*5,500*	..	..	*1,200*
" *Madras*	*1*	..	*5*	*2*	*12*	*1,000*	..	*6,200*	*6,000*	*13,000*
" *Burma*	..	..	..	*2*	..	..	..	..	*3,000*	..
TOTAL	102	66	83	110	88	3,52,800	3,03,193	2,39,525	3,71,566	1,65,100
	No.	No.	No.	No.	No.					
Other kinds (IV.D)—										
United Kingdom (*including* Channel Islands)	47	58	69	30	37	10,395	10,455	15,190	6,500	5,125
Other British Possessions	6	..	12	5	8	175	..	765	1,450	530
TOTAL BRITISH EMPIRE	53	58	81	35	45	10,570	10,455	15,955	7,950	5,955
Egypt	..	..	..	..	693	..	..	..	..	1,23,630
Other Foreign Countries	13	4	22	305	609	2,800	850	525	1,715	875
TOTAL FOREIGN COUNTRIES	13	4	22	305	1,302	2,800	850	525	1,715	1,24,505
Share of Bengal	*4*	*2*	*14*	*312*	*620*	*1,525*	*550*	*3,055*	*3,150*	*1,755*
" *Bombay*	*47*	*38*	*53*	*24*	*718*	*9,170*	*7,505*	*9,385*	*5,225*	*1,27,355*
" *Sind*	*5*	*20*	*19*	*3*	*6*	*2,100*	*1,000*	*3,125*	*1,750*	*850*
" *Madras*	*10*	*2*	*1*	*1*	*3*	*575*	*250*	*300*	.	*550*
" *Burma*	..	..	*11*	..	..	..	..	*615*	..	..
TOTAL	66	62	103	340	1,347	13,370	11,305	16,480	9,665	1,30,400
	No.	No.	No.	No.	No.					
Totals of Animals, living	168	128	186	450	1,435	3,66,170	3,14,498	2,96,005	3,81,231	2,95,500

No. 12—*continued*

ARTICLES, AND COUNTRIES OF FINAL DESTINATION; ALSO SHARE OF EACH PROVINCE	QUANTITY					VALUE				
	1929-30	1930-31	1931-32	1932-33	1933-34	1929-30	1930-31	1931-32	1932-33	1933-34
						R	R	R	R	R
Apparel (*including* drapery, uniforms, accoutrements, but *excluding* hosiery and boots and shoes) (III. A)—										
United Kingdom (*including* Channel Islands)	—	—	—	—	—	4,67,021	4,99,915	4,40,315	4,50,480	3,72,844
Bahrein Islands	—	—	—	—	—	1,32,230	52,450	43,148	45,818	13,346
Ceylon (*excluding* Maldives)	—	—	—	—	—	53,040	38,618	17,206	20,734	7,412
Straits Settlements	—	—	—	—	—	16,385	14,181	4,407	9,751	10,005
Hongkong	—	—	—	—	—	33,007	2,345	31,095	11,313	5,025
Union of South Africa	—	—	—	—	—	6,528	5,898	9,121	2,325	3,644
Zanzibar and Pemba	—	—	—	—	—	5,571	1,050	200	..	..
Kenya Colony	—	—	—	—	—	10,305	7,127	8,223	7,004	5,307
Tanganyika Territory	—	—	—	—	—	8,110	4,004	3,515	1,000	650
Commonwealth of Australia	—	—	—	—	—	10,415	6,320	2,555	8,165	981
New Zealand	—	—	—	—	—	..	6,000	5,345	1,000	500
Other British Possessions	—	—	—	—	—	11,750	9,454	8,037	5,010	5,525
TOTAL BRITISH EMPIRE	—	—	—	—	—	7,55,037	6,48,461	5,74,157	5,64,380	4,34,839
U. S. S. R.—										
Northern	—	—	—	—	—	6,750	..	..	..	..
Southern	—	—	—	—	—	..	..	..	1,275	..
Sweden	—	—	—	—	—	7,050	15,700	6,540	4,050	3,800
Germany	—	—	—	—	—	32,539	11,801	11,335	22,705	13,318
Belgium	—	—	—	—	—	5,979	2,711	..	690	440
France	—	—	—	—	—	55,002	22,171	19,522	17,343	5,810
Switzerland	—	—	—	—	—	9,050	9,425	10,000	9,838	493
Italy (*including* Fiume)	—	—	—	—	—	10,178	20,609	8,874	7,040	5,560
Muskat Territory and Trucial Oman	—	—	—	—	—	17,740	4,003	1,350	2,506	2,042
Other Native States in Arabia	—	—	—	—	—	86,097	45,819	40,151	43,003	27,077
Iraq	—	—	—	—	—	1,57,418	76,036	72,760	31,148	35,134
Persia	—	—	—	—	—	36,733	26,877	659	422	3,850
Siam	—	—	—	—	—	5,071	1,483	800	1,409	..
China (*exclusive* of Hongkong and Macao)	—	—	—	—	—	36,630	32,321	20,003	9,189	4,842
Japan	—	—	—	—	—	8,510	2,279	1,012	5,130	3,264
Egypt	—	—	—	—	—	17,615	14,722	21,890	18,064	8,801
Portuguese East Africa	—	—	—	—	—	11,172	10,666	12,361	4,652	3,787
United States of America—										
Pld Atlantic Coast	—	—	—	—	—	81,688	1,02,448	30,234	21,019	21,135
,, Pacific ,,	—	—	—	—	—	..	6,269	3,310	610	1,005
Other Foreign Countries	—	—	—	—	—	9,097	12,111	13,702	9,230	5,535
TOTAL FOREIGN COUNTRIES	—	—	—	—	—	5,94,319	4,17,851	2,83,562	2,20,923	1,46,293
Share of Bengal	—	—	—	—	—	*2,12,038*	*1,73,506*	*68,655*	*37,552*	*32,748*
,, *Bombay*	—	—	—	—	—	*2,76,356*	*6,01,436*	*6,45,023*	*5,81,970*	*4,09,506*
,, *Sind*	—	—	—	—	—	*1,05,025*	*1,75,205*	*33,860*	*1,03,779*	*1,07,451*
,, *Madras*	—	—	—	—	—	*33,525*	*21,161*	*19,394*	*25,276*	*8,354*
,, *Burma*	—	—	—	—	—	*32,413*	*35,001*	*33,647*	*39,726*	*23,646*
TOTAL	—	—	—	—	—	13,49,356	10,66,312	8,57,719	7,85,303	5,81,132

No. 12—*continued*

ARTICLES, AND COUNTRIES OF FINAL DESTINATION; ALSO SHARE OF EACH PROVINCE	QUANTITY					VALUE				
	1929-30	1930-31	1931-32	1932-33	1933-34	1929-30	1930-31	1931-32	1932-33	1933-34
						R	R	R	R	R
Arms, ammunition, and military stores—										
Firearms, and parts thereof (III. B)—										
United Kingdom (*including* Channel Islands)	—	—	—	—	—	1,21,016	1,20,790	1,00,455	30,534	1,10,473
Aden and Dependencies	—	—	—	—	—	..	..	..	40,500	487
Kenya Colony	—	—	—	—	—	105	1,011	601	5,986	3,708
Other British Possessions	—	—	—	—	—	7,190	6,210	4,109	3,622	4,987
TOTAL BRITISH EMPIRE	—	—	—	—	—	1,28,371	1,28,617	1,05,165	80,702	1,25,655
Egypt	—	—	—	—	—	..	8,843	415	665	200
Other Foreign Countries	—	—	—	—	—	4,848	8,446	7,588	10,151	8,176
TOTAL FOREIGN COUNTRIES	—	—	—	—	—	4,848	17,289	8,003	10,816	8,376
Share of Bengal	—	—	—	—	—	*46,261*	*27,956*	*24,077*	*15,724*	*24,027*
" *Bombay*	—	—	—	—	—	*63,160*	*97,336*	*71,810*	*62,705*	*96,883*
" *Sind*	—	—	—	—	—	*11,120*	*7,719*	*8,862*	*5,961*	*4,965*
" *Madras*	—	—	—	—	—	*8,948*	*4,793*	*597*	*1,035*	*1,321*
" *Burma*	—	—	—	—	—	*3,690*	*3,102*	*7,822*	*3,293*	*6,833*
TOTAL	—	—	—	—	—	1,33,219	1,45,906	1,13,168	91,518	1,34,031
	Cwts.	Cwts.	Cwts.	Cwts.	Cwts.					
Dynamite, and all other explosives (III. B)—										
TOTAL BRITISH EMPIRE	8	..	..	..	2	890	..	..	4	562
Persia	..	201	..	..	..	..	28,465	..	..	..
Other Foreign Countries	2	..	..	..	..	150	..	..	..	..
TOTAL FOREIGN COUNTRIES	2	201	..	..	..	150	28,465	..	..	..
Share of Bombay	*8*	*201*	..	..	*2*	*890*	*28,465*	..	..	*562*
" *Sind*	*2*	..	..	..	..	*150*	..	..	..	..
" *Burma*	..	..	..	..	..	..	..	..	*4*	..
TOTAL	10	201	..	..	2	1,040	28,465	..	4	562
Other sorts (III. B)—										
United Kingdom (*including* Channel Islands)	—	—	—	—	—	10,615	1,793	5,338	1,963	2,953
Other British Possessions	—	—	—	—	—	448	1,031	460	765	348
TOTAL BRITISH EMPIRE	—	—	—	—	—	11,063	2,824	5,798	2,728	3,301
TOTAL FOREIGN COUNTRIES	—	—	—	—	—	3,212	1,669	613	1,728	2,150
Share of Bengal	—	—	—	—	—	*1,370*	*1,137*	*1,335*	*738*	*1,604*
" *Bombay*	—	—	—	—	—	*5,214*	*2,488*	*4,296*	*1,788*	*1,424*
" *Sind*	—	—	—	—	—	*1,375*	*365*	*673*	*1,712*	*2,363*
" *Madras*	—	—	—	—	—	*40*	*29*	..	..	*60*
" *Burma*	—	—	—	—	—	*6,276*	*212*	*103*	*218*	..
TOTAL	—	—	—	—	—	14,275	4,493	6,411	4,456	5,451
Total value of Arms, ammunition and military stores	—	—	—	—	—	1,48,534	1,78,864	1,19,579	98,978	1,40,044

No. 12—*continued*

ARTICLES, AND COUNTRIES OF FINAL DESTINATION; ALSO SHARE OF EACH PROVINCE	QUANTITY					VALUE				
	1929-30	1930-31	1931-32	1932-33	1933-34	1929-30	1930-31	1931-32	1932-33	1933-34
						R	R	R	R	R
Art, works of (*other than pictures*) (III. U)—										
United Kingdom (*including* Channel Islands)	—	—	—	—	—	92,231	17,182	18,351	7,425	1,187
Ceylon (*excluding* Maldives)	—	—	—	—	—	660	150	200	45,079	1,327
Straits Settlements	—	—	—	—	—	..	580	225	5,524	26,550
New Zealand	—	—	—	—	—	..	..	13,000	..	..
Other British Possessions	—	—	—	—	—	293	430	150	..	65
TOTAL BRITISH EMPIRE	—	—	—	—	—	93,184	18,342	26,926	58,028	29,129
Italy (*including* Fiume)	—	—	—	—	—	400	..	400	..	88,786
United States of America—										
Atlantic Coast	—	—	—	—	—	2,243	31,384	16,484	2,051	6,306
Other Foreign Countries	—	—	—	—	—	2,149	1,630	1,631	3,600	2,815
TOTAL FOREIGN COUNTRIES	—	—	—	—	—	4,792	33,014	18,465	5,651	97,907
Share of Bengal	—	—	—	—	—	*58,341*	*40,198*	*11,162*	*6,059*	*15,650*
,, *Bombay*	—	—	—	—	—	*12,985*	*2,531*	*23,169*	*53,108*	*1,09,059*
,, *Sind*	—	—	—	—	—	*2,000*	*275*	*100*	..	*775*
,, *Madras*	—	—	—	—	—	*22,255*	*8,167*	*8,668*	*4,512*	*1,327*
,, *Burma*	—	—	—	—	—	*2,395*	*136*	*2,292*	..	*225*
TOTAL	—	—	—	—	—	97,976	51,356	45,391	63,679	1,27,036
Books, printed, and printed matter (*not being* Stationery), *including* maps and charts (III. U)—	Cwts.	Cwts.	Cwts.	Cwts.	Cwts.					
United Kingdom (*including* Channel Islands)	873	1,278	871	707	678	2,01,061	3,43,270	1,78,017	1,51,026	1,34,907
Ceylon (*excluding* Maldives)	385	296	216	227	302	48,351	40,239	25,945	30,959	57,662
Straits Settlements	62	141	188	154	30	11,411	26,078	15,487	9,560	5,510
Hongkong	..	15	11	17	8	15	7,732	2,115	3,407	455
Kenya Colony	30	13	9	9	20	5,647	2,928	2,503	1,206	1,405
Tanganyika Territory	31	10	4	6	8	8,244	3,169	1,180	960	2,360
Other British Possessions	29	38	43	40	62	5,785	8,146	5,612	6,457	7,357
TOTAL BRITISH EMPIRE	1,400	1,701	1,337	1,160	1,202	2,80,714	4,31,557	2,30,859	2,03,605	2,09,656
Germany	15	10	82	14	22	3,060	1,855	7,837	1,855	4,280
France	80	16	12	6	9	3,945	5,576	3,155	1,666	1,094
Siam	6	..	36	12	47	1,370	..	4,085	1,090	10,507
Egypt	1	64	8	3	25	405	33,140	1,395	515	3,740
United States of America— Atlantic Coast	97	25	140	48	62	15,053	5,187	27,614	9,832	10,507
,, Pacific ,,	3	17	2	4	..	450	2,220	325	1,474	62
Other Foreign Countries	165	177	57	84	130	22,417	14,065	13,864	13,555	15,583
TOTAL FOREIGN COUNTRIES	317	309	287	171	295	47,600	62,043	59,175	30,887	45,783
Share of Bengal	*857*	*571*	*511*	*326*	*214*	*63,418*	*1,10,399*	*62,731*	*44,349*	*41,062*
,, *Bombay*	*715*	*649*	*816*	*453*	*567*	*1,55,950*	*1,65,095*	*1,38,696*	*1,92,698*	*1,06,066*
,, *Sind*	*91*	*113*	*30*	*33*	*82*	*16,728*	*20,223*	*4,396*	*5,045*	*12,225*
,, *Madras*	*562*	*611*	*362*	*129*	*539*	*30,443*	*1,79,312*	*69,716*	*71,117*	*55,638*
,, *Burma*	*89*	*150*	*105*	*55*	*95*	*11,775*	*18,571*	*14,497*	*8,283*	*10,458*
TOTAL	1,717	2,100	1,624	1,331	1,497	3,28,314	4,93,600	2,90,034	2,34,492	2,55,439
Boots and shoes (III. A)—	Pairs	Pairs	Pairs	Pairs	Pairs					
United Kingdom (*including* Channel Islands)	849	2,039	11,339	766	931	6,144	11,883	12,265	4,519	3,228
Bahrein Islands	..	1,086	7,348	4,023	10,516	..	1,186	6,580	3,103	8,854
Ceylon (*excluding* Maldives)	554	306	4,086	360	840	5,048	667	5,168	510	340
Other British Possessions	1,741	3,494	10,569	17,033	10,550	3,600	4,955	8,705	12,013	9,839
TOTAL BRITISH EMPIRE	3,144	6,925	33,342	22,182	22,837	14,792	18,691	32,719	20,145	22,261

No. 12—*continued*

ARTICLES, AND COUNTRIES OF FINAL DESTINATION; ALSO SHARE OF EACH PROVINCE	QUANTITY					VALUE				
	1929-30	1930-31	1931-32	1932-33	1933-34	1929-30	1930-31	1931-32	1932-33	1933-34
Boots and Shoes (III. A)—*continued*	Pairs	Pairs	Pairs	Pairs	Pairs	R	R	R	R	R
Italy (*including* Fiume)	..	..	..	..	26,695	..	..	..	..	21,087
Native States in Arabia *other than* Maskat Territory and Trucial Oman	585	1,162	1,000	24,428	18,338	450	1,166	635	14,602	11,740
Iraq	937	15,270	61,722	32,274	6,062	1,877	10,220	41,729	16,703	3,705
Persia	2,995	4,629	1,060	2,436	10,060	6,119	6,149	855	1,480	3,841
Portuguese East Africa	768	1,770	7,932	6,634	10,020	1,920	2,035	6,182	4,275	6,104
Other Foreign Countries	256	3,119	3,940	7,648	9,006	675	4,687	4,504	6,284	4,834
TOTAL FOREIGN COUNTRIES	5,491	25,940	75,654	73,424	81,681	10,141	24,257	53,905	43,344	50,761
Share of Bengal	*700*	*753*	*14,245*	*193*	*26,525*	*1,556*	*4,520*	*14,128*	*793*	*21,008*
,, *Bombay*	*6,987*	*29,108*	*89,587*	*93,143*	*69,844*	*19,228*	*39,770*	*65,091*	*59,320*	*49,502*
,, *Sind*	*644*	*1,555*	*5,141*	*1,038*	*4,719*	*2,077*	*6,150*	*7,196*	*1,676*	*2,840*
,, *Madras*	*32*	*227*	*3*	..	..	*350*	*896*	*50*	..	..
,, *Burma*	*272*	*1,217*	*20*	*1,232*	*3,130*	*1,682*	*1,352*	*258*	*1,700*	*1,464*
TOTAL	8,635	32,865	105,006	95,606	104,518	24,933	42,948	86,716	63,446	72,622
Building and engineering materials, *other than* of iron, steel, or wood (III. U)—										
United Kingdom (*including* Channel Islands)	—	—	—	—	—	4,848	13,518	3,016	4,539	30,010
Aden and Dependencies	—	—	—	—	—	6,585	1,600	575	961	2[illegible]
Ceylon (*excluding* Maldives)	—	—	—	—	—	17,740	9,112	11,780	2,016	1,974
Union of South Africa	—	—	—	—	—	45	1,16,860	16,505	..	6,503
Commonwealth of Australia	—	—	—	—	—	..	..	44,030	38,400	..
Other British Possessions	—	—	—	—	—	8,130	3,875	5,130	8,741	3,761
TOTAL BRITISH EMPIRE	—	—	—	—	—	36,848	1,44,960	81,736	51,657	4[illegible]
Germany	—	—	—	—	—	14,115	..	500	150	..
Netherlands	—	—	—	—	—	..	..	..	24,468	61,[illegible]
Belgium	—	—	—	—	—	50	..	14,672	..	7[illegible]
Iraq	—	—	—	—	—	5,158	2,825	2,191	11,998	14,[illegible]
China (*exclusive* of Hongkong and Macao)	—	—	—	—	—	..	..	..	9,160	..
Other Foreign Countries	—	—	—	—	—	2,964	3,296	3,[illegible]	1,530	3,[illegible]
TOTAL FOREIGN COUNTRIES	—	—	—	—	—	22,247	6,121	21,177	47,306	85,[illegible]
Share of Bengal	—	—	—	—	—	*10,460*	*3,658*	*2,979*	*28,753*	*[illegible]*
,, *Bombay*	—	—	—	—	—	*47,242*	*1,41,090*	*87,597*	*[illegible]*	*6[illegible]*
,, *Sind*	—	—	—	—	—	*1,255*	*4,213*	*1,120*	*760*	*6,191*
,, *Madras*	—	—	—	—	—	*6*	*1,837*	*4,102*	*409*	*1,247*
,, *Burma*	—	—	—	—	—	*158*	*146*	*3,109*	*314*	*219*
TOTAL	—	—	—	—	—	59,130	1,51,091	1,02,813	99,963	1,37,[illegible]
Candles of all kinds (III. U)—	Lbs.	Lbs.	Lbs.	Lbs.	Lbs.					
TOTAL BRITISH EMPIRE	137	143	67	178	11	79	57	32	119	6
TOTAL FOREIGN COUNTRIES	230	139	352	67	169	122	56	324	32	[illegible]
Share of *Bombay*	*272*	*252*	*419*	*141*	*180*	*184*	*113*	*256*	*61*	*74*
,, *Sind*	*67*	..	..	*30*	..	*30*	..	..	*15*	..
,, *Madras*	*28*	..	..	*74*	..	*15*	..	..	*75*	..
TOTAL	367	282	419	245	180	301	113	256	151	74

No. 12—*continued*

ARTICLES, AND COUNTRIES OF FINAL DESTINATION: ALSO SHARE OF EACH PROVINCE	QUANTITY					VALUE				
	1929-30	1930-31	1931-32	1932-33	1933-34	1929-30	1930-31	1931-32	1932-33	1933-34
						R	R	R	R	R
Canes and Rattans (II. 8)—	Cwts.	Cwts.	Cwts.	Cwts.	Cwts.					
United Kingdom (*including* Channel Islands)	..	596	945	187	642	..	13,185	18,455	4,040	11,004
Other British Possessions	53	30	26	58	39	2,601	920	980	1,653	1,545
TOTAL BRITISH EMPIRE	53	626	971	245	721	2,601	14,105	19,435	5,693	13,149
France	..	5	739	836	..	..	110	16,600	17,700	..
Spain	..	..	..	218	..	..	..	..	5,390	..
Egypt	324	490	309	456	629	14,470	20,720	10,555	17,430	20,570
Other Foreign Countries	10	80	167	409	122	875	3,900	5,075	12,015	4,547
TOTAL FOREIGN COUNTRIES	343	581	1,215	1,010	751	15,345	24,730	32,230	52,535	25,117
Share of Bengal	..	*20*	..	..	..	..	*275*	..	..	..
" *Bombay*	*306*	*1,187*	*2,186*	*2,104*	*1,472*	*17,946*	*38,560*	*51,665*	*58,228*	*38,266*
TOTAL	306	1,207	2,186	2,104	1,472	17,946	38,835	51,665	58,228	38,266
Chemicals and Chemical preparations (*excluding* chemical manures and medicines)— *Aluminous Sulphates* (*including Alum*) (*III. C*)—	Cwts.	Cwts.	Cwts.	Cwts.	Cwts.					
TOTAL BRITISH EMPIRE	151	169	177	112	112	2,449	2,388	2,278	2,170	2,139
TOTAL FOREIGN COUNTRIES	325	369	484	371	195	3,566	4,527	4,010	2,933	2,268
Share of Bombay	*476*	*515*	*493*	*286*	*304*	*6,015*	*6,506*	*5,319*	*3,939*	*4,383*
" *Sind*	..	*23*	*168*	*197*	*3*	..	*410*	*960*	*1,164*	*14*
" *Madras*	..	..	..	..	..	..	..	*9*	..	..
TOTAL	476	538	661	483	307	6,015	6,915	6,288	5,103	4,397
Ammonia and salts thereof (*III. C*)—	Cwts.	Cwts.	Cwts.	Cwts.	Cwts.					
TOTAL BRITISH EMPIRE	102	102	105	77	981	4,358	2,964	2,807	1,040	2,786
Persia	184	241	471	201	114	5,494	9,035	11,231	4,893	3,095
Other Foreign Countries	112	115	101	171	70	3,392	3,005	2,590	3,804	2,077
TOTAL FOREIGN COUNTRIES	296	356	572	372	184	8,886	12,040	13,821	8,697	5,172
Share of Bengal	..	..	*2*	..	..	..	*10*	*80*	..	..
" *Bombay*	*451*	*427*	*661*	*436*	*279*	*13,044*	*10,568*	*16,066*	*10,162*	*7,630*
" *Sind*	*6*	*31*	*14*	*13*	*2*	*170*	*5,328*	*482*	*475*	*162*
" *Burma*	*1*	..	..	..	*1*	*30*	..	..	..	*166*
TOTAL	458	458	677	449	282	13,244	15,900	16,628	10,637	7,958
Arsenic and its oxides (*III. C*)—	Cwts.	Cwts.	Cwts.	Cwts.	Cwts.					
TOTAL BRITISH EMPIRE	16	16	3	6	..	805	440	120	150	..
TOTAL FOREIGN COUNTRIES	21	21	5	..	9	1,132	814	245	..	270
Share of Bengal	*7*	..	..	..	..	*600*	..	..	..	..
" *Bombay*	*30*	*37*	*8*	*6*	*9*	*1,337*	*1,254*	*365*	*150*	*270*
TOTAL	37	37	8	6	9	1,937	1,254	365	150	270

No. 12—*continued*

ARTICLES, AND COUNTRIES OF FINAL DESTINATION; ALSO SHARE OF EACH PROVINCE	QUANTITY					VALUE				
	1929-30	1930-31	1931-32	1932-33	1933-34	1929-30	1930-31	1931-32	1932-33	1933-34
Chemicals and Chemical preparations *(excluding chemical manures and medicines)—continued*						R	R	R	R	R
Sulphuric acid (III. C)—	Cwts.	Cwts.	Cwts.	Cwts.	Cwts.					
TOTAL BRITISH EMPIRE	22	60	74	86	176	1,018	2,260	1,915	2,914	2,029
Persia	10	407	7	16	1	630	5,560	160	610	35
Other Foreign Countries	53	47	21	1	..	2,035	1,655	529	60	10
TOTAL FOREIGN COUNTRIES	63	454	28	17	1	2,665	7,215	689	670	45
Share of Bengal	..	..	*1*	*13*	*5*	..	..	*42*	*700*	*150*
" *Bombay*	*83*	*461*	*40*	*36*	*32*	*3,678*	*7,625*	*1,237*	*1,595*	*1,4[illegible]0*
" *Sind*	..	*7*	*9*	*18*	..	..	*380*	*194*	*565*	*10*
" *Madras*	*2*	*3*	..	..	*110*	*30*	*8[illegible]*	*20*	..	*1,0[illegible]4*
" *Burma*	..	*45*	*52*	*36*	..	..	*1,418*	*1,110*	*724*	..
TOTAL	85	514	102	103	177	3,708	9,475	2,[illegible]04	3,584	2,074
Other sorts of Chemicals (III. C)—										
United Kingdom (*including* Channel Islands)	—	—	—	—	—	9,160	4,087	15,002	5,887	10,765
Aden and Dependencies	—	—	—	—	—	3,033	3,569	3,858	16,819	2,009
Bahrein Islands	—	—	—	—	—	6,132	6,257	9,408	10,048	9,845
Ceylon (*excluding* Maldives)	—	—	—	—	—	21,889	9,078	21,868	31,434	4,505
Straits Settlements	—	—	—	—	—	7,342	6,903	[illegible]	2,853	5,359
Kenya Colony	—	—	—	—	—	1,530	2,895	3,372	5,142	1,917
Other British Possessions	—	—	—	—	—	7,465	8,395	11,345	7,628	9,889
TOTAL BRITISH EMPIRE	—	—	—	—	—	55,251	42,144	66,339	79,819	5[illegible],289
Germany	—	—	—	—	—	3,950	18,019	4,554	2,527	2,074
Iraq	—	—	—	—	—	25,096	6,254	5,346	7,151	7,779
Persia	—	—	—	—	—	25,207	19,060	7,253	17,130	16,952
Other Foreign Countries	—	—	—	—	—	21,828	18,311	14,837	14,018	13,425
TOTAL FOREIGN COUNTRIES	—	—	—	—	—	76,087	61,644	31,[illegible]0	40,[illegible]6	41,150
Share of Bengal	—	—	—	—	—	*11,343*	*7,430*	*32,211*	*3[illegible],659*	*8,908*
Bombay	—	—	—	—	—	*1,01,081*	*78,811*	*48,6[illegible]*	*59,319*	*53,00[illegible]*
Sind	—	—	—	—	—	*7,596*	*12,265*	*11,111*	*14,061*	*14,109*
Madras	—	—	—	—	—	*4,854*	*2,729*	*6,1[illegible]*	*8,9[illegible]*	*17,264*
Burma	—	—	—	—	—	*6,034*	*2,550*	*1[illegible]2*	*4,6[illegible]*	*1,137*
TOTAL	—	—	—	—	—	1,31,[illegible]	1,0[illegible],7[illegible]8	98,33[illegible]	1,20,64[illegible]	[illegible]4,419
Total value of Chemicals and chemical preparations—										
United Kingdom (*including* Channel Islands)	—	—	—	—	—	9,39[illegible]	4,[illegible]2	15,1[illegible]	6,[illegible]	2[illegible]
Aden and Dependencies	—	—	—	—	—	3,[illegible]	4,104	5,2[illegible]	17,4[illegible]	3,4[illegible]
Bahrein Islands	—	—	—	—	—	8,440	7,[illegible]68	1[illegible]	10,816	1[illegible]
Ceylon (*excluding* Maldives)	—	—	—	—	—	2[illegible],5[illegible]4	1[illegible]	2,112	2[illegible]	5,71[illegible]
Straits Settlements	—	—	—	—	—	7,552	[illegible]	3,1[illegible]	3,517	5,7[illegible]

No. 12—*continued*

ARTICLES, AND COUNTRIES OF FINAL DESTINATION ALSO SHARE OF EACH PROVINCE	QUANTITY					VALUE				
	1929-30	1930-31	1931-32	1932-33	1933-34	1929-30	1930-31	1931-32	1932-33	1933-34
						R	R	R	R	R
Chemicals and Chemical preparations (*excluding* chemical manures and medicines)—*concluded*										
Total value of Chemicals and chemical preparations—*contd.*										
Kenya Colony	—	—	—	—	—	2,445	4,203	3,947	6,042	3,492
Other British Possessions	—	—	—	—	—	8,097	9,680	12,538	9,348	11,678
TOTAL BRITISH EMPIRE	—	—	—	—	—	63,906	50,198	78,459	86,993	60,843
Germany	—	—	—	—	—	4,031	18,009	4,596	2,572	3,024
Iraq	—	—	—	—	—	27,026	8,229	5,728	7,151	7,999
Muskat Territory and Trucial Oman	—	—	—	—	—	5,201	5,020	4,050	5,045	3,382
Other Native States in Arabia	—	—	—	—	—	6,790	7,701	7,716	8,066	6,174
Persia	—	—	—	—	—	33,243	33,076	21,162	23,846	20,032
Other Foreign Countries	—	—	—	—	—	16,045	9,445	7,503	6,446	8,264
TOTAL FOREIGN COUNTRIES	—	—	—	—	—	92,336	87,140	50,755	53,126	48,875
Share of Bengal	—	—	—	—	—	*11,943*	*7,440*	*32,483*	*34,359*	*4,397*
" *Bombay*	—	—	—	—	—	*1,25,155*	*1,04,766*	*71,656*	*75,165*	*7,988*
" *Sind*	—	—	—	—	—	*8,166*	*13,383*	*12,750*	*16,265*	*270*
" *Madras*	—	—	—	—	—	*4,914*	*2,754*	*6,163*	*8,982*	*2,674*
" *Burma*	—	—	—	—	—	*6,064*	*3,995*	*1,812*	*5,348*	*94,419*
TOTAL	—	—	—	—	—	1,56,242	1,37,338	1,24,214	1,40,119	1,09,716
Chinese and Japanese ware (*including* lacquered ware *but excluding* earthenware and porcelain) (III. H)—										
United Kingdom (*including* Channel Islands)	—	—	—	—	—	27,078	31,980	51,402	22,070	13,470
Other British Possessions	—	—	—	—	—	1,140	2,518	2,170	100	275
TOTAL BRITISH EMPIRE	—	—	—	—	—	28,218	34,498	53,572	22,170	13,745
TOTAL FOREIGN COUNTRIES	—	—	—	—	—	2,538	4,560	627	1,930	1,535
Share of Bengal	—	—	—	—	—	*3,083*	*1,250*	*320*	--	*550*
" *Bombay*	—	—	—	—	—	*19,960*	*23,249*	*46,575*	*20,250*	*12,550*
" *Madras*	—	—	—	—	—	*4,305*	*5,676*	*3,973*	*2,435*	*401*
" *Burma*	—	—	—	—	—	*3,403*	*3 [illegible]*	*3,331*	*1,415*	*1,449*
TOTAL	—	—	—	—	—	30,751	39,058	54,199	24,100	15,220
Clocks and Watches and parts thereof—										
Clocks and Watches (*III. D*)—	No.	No.	No.	No.	No.					
United Kingdom (*including* Channel Islands)	41	136	46	50	26	6,132	4,521	4,637	2,987	2,190
Straits Settlements	..	3,301	1	..	15	..	11,861	20	..	339
Other British Possessions	228	228	193	92	269	3,067	1,811	1,601	936	1,814
TOTAL BRITISH EMPIRE	266	3,665	240	142	310	9,199	18,193	6,258	3,923	4,343
TOTAL FOREIGN COUNTRIES	428	879	495	40	233	8,777	6,000	4,329	410	2,635
Share of Bengal	*59*	*534*	*18*	*43*	*16*	*4,868*	*4,724*	*225*	*196*	*567*
" *Bombay*	*486*	*3,609*	*666*	*92*	*446*	*11,983*	*16,319*	*8,641*	*2,236*	*3,944*
" *Sind*	*144*	*98*	*36*	*37*	*66*	*850*	*825*	*478*	*313*	*1,167*
" *Madras*	*2*	*1*	*19*	*24*	*6*	*26*	*260*	*456*	*1,156*	*530*
" *Burma*	*3*	*2*	*13*	*6*	*11*	*279*	*25*	*787*	*153*	*780*
TOTAL	694	4,544	735	191	543	17,976	22,193	10,587	4,333	6,978

No. 12—*continued*

ARTICLES, AND COUNTRIES OF FINAL DESTINATION; ALSO SHARE OF EACH PROVINCE	Quantity					Value				
	1929-30	1930-31	1931-32	1932-33	1933-34	1929-30	1930-31	1931-32	1932-33	1933-34
						R	R	R	R	R
locks and Watches and parts thereof—*continued*	No.	No.	No	No.	No.					
Parts of Clocks and Watches (III, D)—										
TOTAL BRITISH EMPIRE	—	—	—	—	—	..	450	160	..	710
TOTAL FOREIGN COUNTRIES	—	—	—	—	—	1,566	2,573	..	..	..
Share of Bengal . .	—	—	—	—	—	..	*450*	*160*	..	..
,, *Bombay* . .	—	—	—	—	—	*1,308*	*2,433*	..	..	*310*
,, *Sind* . .	—	—	—	—	—	*260*	*140*	..	..	*400*
TOTAL .	—	—	—	—	—	1,566	3,023	160	..	710
Coal and Coke (II. A)—	Tons	Tons	Tons	Tons	Tons					
United Kingdom (*including* Channel Islands) . .	8,495	4,138	3,401	2,051	1,040	1,69,208	80,805	90,737	48,614	18,000
Aden and Dependencies .	700	637	..	290	..	13,800	11,186	..	5,800	..
Straits Settlements . .	360	..	..	..	..	7,500	..	..	..	..
Union of South Africa .	2,043	187	..	..	..	37,381	3,539	..	..	..
Kenya Colony . . .	650	..	..	..	..	13,000	..	..	..	..
Mauritius and Dependencies	980	100	..	..	..	17,640	1,800	..	..	..
Commonwealth of Australia	2,267	—	..	..	..	41,774	..	..	..	..
TOTAL BRITISH EMPIRE	15,495	5,062	3,401	2,341	1,040	3,00,309	97,280	90,737	54,614	18,000
Germany . . .	..	1,513	—	1	..	..	28,979	..	300	..
Netherlands . . .	1,600	..	..	..	..	31,840	..	..	..	..
Belgium	..	650	..	..	..	..	13,000	..	..	..
France	240	1,280	..	..	..	4,720	23,331	..	..	..
Italy (*including* Fiume)	1,725	2,171	..	536	..	35,436	44,821	..	9,112	..
Turkey, Asiatic . .	..	400	..	..	..	..	6,800	..	..	..
Iraq	2,676	3,618	1,378	135	261	51,613	63,062	24,905	3,618	4,919
Native States in Arabia *other than* Muskat Territory and Trucial Oman .	16,175	11,669	..	..	..	2,91,078	2,09,985	..	..	..
Henjam Island . .	..	330	..	..	..	..	6,270	..	..	..
Java	5,090	1,950	..	..	..	93,820	35,180	..	..	..
Siam	2,015	475	..	..	..	39,994	9,025	..	..	..
China (*exclusive of* Hongkong and Macao) . .	..	550	..	..	..	..	13,200	..	..	..
Japan	4,610	2,899	..	..	250	94,155	58,131	..	..	8,750
Other Foreign Countries .	440	40	40	33	..	8,500	1,100	1,120	667	..
TOTAL FOREIGN COUNTRIES	34,571	27,545	1,418	705	515	6,50,836	5,14,678	26,115	13,907	8,669
Share of Bombay . .	*17,561*	*20,186*	*4,858*	*1,970*	*1,296*	*3,17,016*	*4,50,788*	*1,21,167*	*49,516*	*21,819*
,, *Sind* . . .	*6,505*	*6,501*	*228*	*1,075*	*257*	*1,31,139*	*1,31,166*	*5,706*	*14,737*	*4,160*
,, *Madras* . .	..	..	..	*1*	..	..	..	..	*39*	..
TOTAL	50,066	32,607	6,504	3,046	1,553	9,81,185	6,11,954	1,26,988	68,311	26,479
COAL SUITED FOR THE USE OF STEAMERS, etc., engaged in the foreign trade*(a)—										
Share of Bombay . .	—	—	*14,901*	*6,286*	*9,815*	—	—	—	—	—
Sind . . .	—	—	*8,451*	*7,075*	*10,041*	—	—	—	—	—
Madras . .	—	—	*160*	..	*63*	—	—	—	—	—
Burma . .	—	—	*160*	*175*	*66*	—	—	—	—	—
TOTAL .	—	—	23,672	13,466	20,176	—	—	—	—	—

*Coal shipped for the use of steamers, etc., is not re-exported in the ordinary acceptation of the term and the value thereof is, accordingly, not included in these Accounts.
(a) Separately recorded from 1931-32.

No. 12—*continued*

ARTICLES, AND COUNTRIES OF FINAL DESTINATION; ALSO SHARE OF EACH PROVINCE	QUANTITY					VALUE				
	1929-30	1930-31	1931-32	1932-33	1933-34	1929-30	1930-31	1931-32	1932-33	1933-34
						R	R	R	R	R
Coffee (I. I)—	Cwts.	Cwts.	Cwts.	Cwts.	Cwts.					
United Kingdom (*including* Channel Islands)	..	..	20	158	..	14	..	1,135	9,500	..
Palestine	212	233	165	..	..	11,869	13,010	5,990	..	..
Bahrein Islands	1,677	1,209	635	..	..	95,288	63,161	24,960	..	..
Ceylon (*excluding* Maldives)	..	98	6	..	..	..	5,891	160	..	..
Other British Possessions	..	5	73	..	..	..	350	2,473	..	..
TOTAL BRITISH EMPIRE	1,889	1,545	899	158	..	1,07,171	83,012	34,718	9,500	..
Syria	601	275	164	..	..	34,435	16,098	6,240	..	..
Muskat Territory and Trucial Oman	3,553	828	348	..	..	2,05,127	50,134	13,525	..	..
Other Native States in Arabia	146	100	170	..	..	8,331	6,211	7,430	..	..
Iraq	1,795	1,586	916	..	..	1,01,624	86,641	39,281	..	..
Persia	871	502	276	..	..	50,028	25,358	10,301	..	..
Egypt	187	..	..	..	..	10,865	..	..	..	..
Other Foreign Countries	67	..	53	..	..	3,780	40	2,875	..	..
TOTAL FOREIGN COUNTRIES	7,220	3,291	1,927	..	..	4,14,100	1,84,482	79,652	..	..
Share of Bengal	..	..	..	*1*	..	..	..	..	*50*	..
" *Bombay*	*9,109*	*4,829*	*2,731*	*157*	..	*5,21,361*	*2,67,084*	*1,10,702*	*9,450*	..
" *Sind*	..	*7*	*15*	..	..	..	*380*	*273*	..	..
" *Madras*	..	..	*6*	..	..	..	*30*	*160*	..	..
" *Burma*	..	..	*74*	..	..	..	..	*2,735*	..	..
TOTAL	9,109	4,836	2,826	158	..	5,21,361	2,67,404	1,14,370	9,500	..
Cordage and rope of vegetable fibre (*excluding* jute and cotton) (III. U)—	Cwts.	Cwts.	Cwts.	Cwts.	Cwts.					
United Kingdom (*including* Channel Islands)	429	16	598	1,003	26	4,676	1,775	5,515	10,400	260
Other British Possessions	77	57	24	44	39	3,552	2,367	920	1,451	925
TOTAL BRITISH EMPIRE	506	71	622	1,047	65	8,228	4,142	6,435	11,851	1,185
Persia	110	21	..	5	..	5,936	725	..	245	..
Other Foreign Countries	157	70	59	76	28	6,880	4,710	3,814	2,516	1,582
TOTAL FOREIGN COUNTRIES	267	91	59	81	28	12,816	5,435	3,814	2,761	1,582
Share of Bengal	*471*	*8*	*698*	*959*	*26*	*5,291*	*378*	*5,515*	*10,180*	*273*
" *Bombay*	*231*	*129*	*34*	*93*	*51*	*12,162*	*8,334*	*1,494*	*3,219*	*2,014*
" *Sind*	*10*	*25*	*6*	*36*	*16*	*421*	*571*	*240*	*1,213*	*459*
" *Madras*	*10*	..	..	..	..	*160*	..	..	..	..
" *Burma*	*1*	..	*43*	..	..	*10*	..	*3,000*	..	..
TOTAL	778	162	681	1,128	93	21,044	9,577	10,249	14,612	2,767
Cutlery (III. D)—										
United Kingdom (*including* Channel Islands)	—	—	—	—	—	24,548	22,638	32,597	23,235	10,877
Ceylon (*excluding* Maldives)	—	—	—	—	—	11,937	9,900	7,074	3,010	3,230
Zanzibar and Pemba	—	—	—	—	—	15,450	2,980	3,770	1,800	3,526
Kenya Colony	—	—	—	—	—	49,158	25,802	10,580	5,312	9,144
Tanganyika Territory	—	—	—	—	—	36,165	26,375	20,425	3,675	1,110
Other British Possessions	—	—	—	—	—	10,680	10,461	7,147	7,090	6,853
TOTAL BRITISH EMPIRE	—	—	—	—	—	1,47,938	98,156	81,243	46,122	40,830

No. 12—*continued*

ARTICLES, AND COUNTRIES OF FINAL DESTINATION; ALSO SHARE OF EACH PROVINCE	QUANTITY					VALUE				
	1929-30	1930-31	1931-32	1932-33	1933-34	1929-30	1930-31	1931-32	1932-33	1933-34
						R	R	R	R	R
Cutlery (III. D)—continued										
Germany	—	—	—	—	—	11,258	4,645	2,847	1,650	2,637
Muskat Territory and Trucial Oman	—	—	—	—	—	13,440	4,845	5,095	2,725	3,830
Other Native States in Arabia	—	—	—	—	—	18,325	13,570	8,500	8,870	4,730
Iraq	—	—	—	—	—	6,650	2,110	3,600	1,425	4,497
Persia	—	—	—	—	—	61,211	6,650	3,082	1,710	2,918
Portuguese East Africa	—	—	—	—	—	22,647	22,426	14,441	13,648	16,435
Other Foreign Countries	—	—	—	—	—	8,452	6,966	4,274	5,704	6,270
TOTAL FOREIGN COUNTRIES	—	—	—	—	—	1,36,783	61,252	34,439	30,758	39,323
Share of Bengal	—	—	—	—	—	*8,389*	*6,610*	*11,365*	*1,669*	*8,804*
" Bombay	—	—	—	—	—	*2,63,568*	*1,42,917*	*94,377*	*62,746*	*60,711*
" Sind	—	—	—	—	—	*6,416*	*4,949*	*3,829*	*8,648*	*10,833*
" Madras	—	—	—	—	—	*3,678*	*4,378*	*3,492*	*4,047*	*1,710*
" Burma	—	—	—	—	—	*3,168*	*3,457*	*3,749*	*1,271*	*1,788*
TOTAL	—	—	—	—	—	2,84,721	1,59,409	1,16,662	74,860	80,143
Drugs and Medicines (*excluding* chemicals and narcotics)—	Cwts.	Cwts.	Cwts.	Cwts.	Cwts.					
Asafœtida (III. C)—										
Ceylon (*excluding* Maldives)	140	109	114	73	152	9,430	8,370	6,531	2,947	4,525
Straits Settlements	531	485	526	296	542	24,093	21,180	16,248	9,823	13,031
Kenya Colony	64	61	42	33	50	6,255	6,305	3,125	2,675	3,715
Other British Possessions	245	185	115	153	126	13,062	10,675	7,515	9,100	7,989
TOTAL BRITISH EMPIRE	970	840	797	555	870	54,100	46,830	33,517	24,545	30,100
United States of America—*Fid* Atlantic Coast	204	219	47	..	..	7,472	6,810	1,650	..	..
Other Foreign Countries	269	211	291	72	107	13,172	10,738	10,479	3,905	4,125
TOTAL FOREIGN COUNTRIES	473	430	338	72	107	20,745	17,548	12,129	3,905	4,125
Share of Bombay	*1,443*	*1,270*	*1,084*	*627*	*977*	*74,823*	*62,123*	*42,024*	*28,450*	*34,248*
" Sind	..	..	*111*	..	..	..	*450*	*3,021*	..	..
" Madras	..	..	..	..	..	*23*	..	..	..	..
TOTAL	1,443	1,270	1,195	627	977	74,847	62,573	45,046	28,450	34,248
Camphor (III. C)—	Lbs.	Lbs.	Lbs.	Lbs.	Lbs.					
Ceylon (*excluding* Maldives)	2,736	3,970	156	100	50	6,942	8,147	168	370	160
Straits Settlements	566	..	100	29,127	3,045	1,132	..	168	24,240	3,406
Mauritius and Dependencies	4,373	5,162	5,356	4,654	..	9,117	6,902	8,763	6,550	..
Other British Possessions	1,582	886	887	560	630	3,340	1,615	1,340	1,112	1,175
TOTAL BRITISH EMPIRE	10,257	10,018	6,499	34,441	3,725	20,731	16,714	10,114	32,011	4,741
Iraq	892	900	..	4,060	1,080	1,540	1,440	..	6,135	1,350
Other Foreign Countries	737	280	1,222	3,645	2,392	1,530	555	1,822	5,237	3,913
TOTAL FOREIGN COUNTRIES	1,629	1,180	1,222	7,705	3,472	3,070	2,355	1,822	11,372	5,263
Share of Bengal	*4,253*	*5,102*	*5,366*	*6,654*	..	*8,222*	*6,450*	*8,763*	*8,746*	..
" Bombay	*7,251*	*6,096*	*2,909*	*8,268*	*6,151*	*14,807*	*22,332*	*3,942*	*12,748*	*6,216*
" Madras	*333*	..	*356*	*20,100*	..	*333*	..	*421*	*21,226*	..
" Burma	..	..	..	*9,127*	*3,545*	..	..	..	*11,000*	*3,466*
TOTAL	11,686	11,198	7,721	42,149	7,197	23,601	19,902	12,134	54,346	10,034

No. 12—*continued*

ARTICLES, AND COUNTRIES OF FINAL DESTINATION; ALSO SHARE OF EACH PROVINCE	QUANTITY					VALUE				
	1929-30	1930-31	1931-32	1932-33	1933-34	1929-30	1930-31	1931-32	1932-33	1933-34
						R	R	R	R	R
Drugs and Medicines (*excluding* chemicals and narcotics)—*continued.*										
Quinine Salts (III. C)—										
Quinine Sulphate or bisulphate—	Lbs.	Lbs.	Lbs.	Lbs.	Lbs.					
United Kingdom (*including* Channel Islands)	142	398	700	482	..	2,430	6,668	1,158	5,765	..
Other British Possessions	1	..	..	33	..	19	..	..	889	..
TOTAL BRITISH EMPIRE	143	398	700	515	..	2,449	6,668	1,158	6,654	..
Germany	230	60	6	307	..	5,015	1,200	150	6,944	..
Other Foreign Countries	..	50	..	132	12	..	1,000	..	1,220	323
TOTAL FOREIGN COUNTRIES	230	110	6	439	12	5,015	2,200	150	8,164	323
Share of Bengal	..	*50*	*672*	*275*	..	..	*865*	*958*	*6,671*	..
„ *Bombay*	*231*	*458*	*34*	*674*	..	*5,034*	*8,000*	*350*	*8,052*	..
„ *Sind*	*142*	..	..	*5*	*12*	*2,430*	..	..	*55*	*323*
TOTAL	373	508	706	954	12	7,461	8,868	1,308	14,818	323
Quinine hydrochloride or Dihydrochloride (III. C)—	Lbs.	Lbs.	Lbs.	Lbs.	Lbs.					
Persia	4	..	..	..	..	127	..	..	7	..
Share of Bombay	*4*	..	..	..	..	*127*	..	..	..	..
„ *Sind*	..	..	..	..	..	..	..	..	*7*	..
TOTAL	4	..	..	..	..	127	..	..	7	..
Others (III. C)—	Lbs.	Lbs.	Lbs.	Lbs.	Lbs.					
TOTAL BRITISH EMPIRE	34	107	15	..	..	2,680	849	210	..	..
Belgium	600	560	81	..	3,360	670	1,474	2,203	..	13,279
Other Foreign Countries	..	..	112	400	35	..	..	2,432	2,680	905
TOTAL FOREIGN COUNTRIES	600	560	193	400	3,395	670	1,474	4,632	2,680	14,184
Share of Bengal	*600*	*560*	*208*	*400*	*3,395*	*670*	*1,474*	*4,842*	*2,680*	*14,184*
„ *Bombay*	..	*107*	..	..	..	..	*849*	..	..	..
„ *Burma*	*34*	..	..	..	..	*2,680*	..	..	..	..
TOTAL	634	667	208	400	3,395	3,350	2,323	4,842	2,680	14,184
Saccharin (III. C)—	Lbs.	Lbs.	Lbs.	Lbs.	Lbs.					
TOTAL BRITISH EMPIRE	..	..	..	..	..	..	..	..	..	..
Muskat Territory	..	..	..	..	500	..	..	..	..	5,500
Other Foreign Countries	100	350	..	100	..	339	1,773	..	500	..
TOTAL FOREIGN COUNTRIES	100	350	..	100	500	339	1,773	..	500	5,500
Share of Bombay	..	*200*	..	*100*	*500*	..	*900*	..	*500*	*5,500*
„ *Sind*	*100*	*100*	..	..	..	*339*	*352*	..	..	..
„ *Burma*	..	*50*	..	..	..	..	*481*	..	..	..
TOTAL	100	350	..	100	500	339	1,773	..	500	5,500
Other sorts of Drugs and Medicines (III. C)—										
United Kingdom (*including* Channel Islands)	—	—	—	—	—	23,878	21,100	8,409	12,359	46,406
Aden and Dependencies	—	—	—	—	—	4,203	2,005	8,333	1,016	792
Bahrein Islands	—	—	—	—	—	9,158	2,809	9,646	17,445	6,778
Ceylon (*excluding* Maldives)	—	—	—	—	—	46,444	45,243	43,609	23,726	19,087
Straits Settlements	—	—	—	—	—	15,158	4,807	11,987	2,569	8,007
Hongkong	—	—	—	—	—	46,095	8,133	1,918	2,935	..
Tanganyika Territory	—	—	—	—	—	3,820	4,167	1,032	6,045	1,130

No. 12—*continued*

ARTICLES, AND COUNTRIES OF FINAL DESTINATION, ALSO SHARE OF EACH PROVINCE	QUANTITY					VALUE				
	1929-30	1930-31	1931-32	1932-33	1933-34	1929-30	1930-31	1931-32	1932-33	1933-34
						R	R	R	R	R
Drugs and Medicines (*excluding* chemicals and narcotics)—*continued*										
Other sorts of Drugs and Medicines (III, C)—contd.										
Commonwealth of Australia	—	—	—	—	—	..	..	..	825	6,738
Other British Possessions	—	—	—	—	—	9,706	3,805	10,185	5,100	6,111
TOTAL BRITISH EMPIRE	—	—	—	—	—	1,58,551	93,969	95,059	72,020	93,043
Germany	—	—	—	—	—	15,441	20,003	10,588	10,039	10,819
Netherlands	—	—	—	—	—	20,766	3,19,594	513	5,030	7,765
Greece (*including* Crete)	—	—	—	—	—	..	..	..	..	10,611
Native States in Arabia *other than* Muskat Territory and Trucial Oman	—	—	—	—	—	3,378	8,005	3,930	3,784	3,181
Iraq	—	—	—	—	—	16,314	3,281	3,584	4,440	3,624
Persia	—	—	—	—	—	21,431	9,750	20,207	9,620	10,966
China (*exclusive* of Hongkong and Macão)	—	—	—	—	—	4,418	974	11,611	14,250	9,194
Japan	—	—	—	—	—	1,720	8,475	2,480	1,219	2,018
Egypt	—	—	—	—	—	4,490	4,113	826	1,220	3,110
United States of America—*Vid* Atlantic Coast	—	—	—	—	—	30,043	14,277	4,600	5,083	6,780
„ Pacific „	—	—	—	—	—	..	..	..	..	847
Other Foreign Countries	—	—	—	—	—	11,422	9,191	8,963	6,099	7,584
TOTAL FOREIGN COUNTRIES	—	—	—	—	—	1,29,418	3,98,323	69,512	72,077	77,318
Share of Bengal	—	—	—	—	—	*44,500*	*1,17,976*	*32,449*	*13,958*	*67,824*
„ *Bombay*	—	—	—	—	—	*2,15,861*	*2,88,252*	*98,331*	*83,783*	*91,236*
„ *Sind*	—	—	—	—	—	*2,746*	*3,412*	*11,605*	*7,107*	*7,198*
„ *Madras*	—	—	—	—	—	*13,585*	*1,27,374*	*13,408*	*3,926*	*1,814*
„ *Burma*	—	—	—	—	—	*12,007*	*5,276*	*8,741*	*7,491*	*1,769*
TOTAL	—	—	—	—	—	2,87,969	4,92,212	1,64,571	1,44,697	1,70,861
Total value of Drugs and Medicines—										
United Kingdom (*including* Channel Islands)	—	—	—	—	—	31,818	30,717	9,647	18,176	46,406
Aden and Dependencies	—	—	—	—	—	6,567	6,875	9,723	2,961	3,222
Bahrein Islands	—	—	—	—	—	9,948	3,039	9,906	18,042	7,1.8
Ceylon (*excluding* Maldives)	—	—	—	—	—	68,225	61,756	50,309	27,907	33,762
Straits Settlements	—	—	—	—	—	40,413	26,287	28,335	47,332	28,764
Hongkong	—	—	—	—	—	49,845	8,637	2,678	3,736	..
Union of South Africa	—	—	—	—	—	6,930	5,050	4,766	5,.30	5,128
Kenya Colony	—	—	—	—	—	10,448	7,451	7,038	4,60.	6,924
Tanganyika Territory	—	—	—	—	—	4,150	4,4.7	1,802	0,4.0	1,410
Mauritius and Dependencies	—	—	—	—	—	9,124	7,6.6	8,943	8,560	8.5
Commonwealth of Australia	—	—	—	—	—	740	..	1,647	822	6,722
Other British Possessions	—	—	—	—	—	5,368	3,.60	6,847	3,492	3,019
TOTAL BRITISH EMPIRE	—	—	—	—	—	2,38,311	1,64,507	1,40,.5.	1,4.,.5.1	1,28, 34
Germany	—	—	—	—	—	21,545	21,795	16,812	20,.0.9	11,.89
Netherlands	—	—	—	—	—	20,766	3,19,.94	513	5,610	8,670
Belgium	—	—	—	—	—	670	3,474	2,250		13,279
France	—	—	—	—	—	5,10.	7,.01	3,.43	1,.28	8,.48
Greece (*including* Crete)	—	—	—	—	—	..	..	..	..	10,611
Muskat Territory and Trucial Oman	—	—	—	—	—	2,97.	1,.64	2,740	3,431	7,.89
Other Native States in Arabia	—	—	—	—	—	4,.30	9,680	6,1.0	7,217	3,2.1
Iraq	—	—	—	—	—	17,.79	.,.81	3,.44	10,.46	5,244
Persia	—	—	—	—	—	21,678	10,950	2,.04	14,650	12,5.8
China (*exclusive* of Hongkong and Macão)	—	—	—	—	—	4,419	974	11,.64	14,25.	9,194

No. 12—*continued*

ARTICLES, AND COUNTRIES OF FINAL DESTINATION; ALSO SHARE OF EACH PROVINCE	QUANTITY					VALUE				
	1929-30	1930-31	1931-32	1932-33	1933-34	1929-30	1930-31	1931-32	1932-33	1933-34
Drugs and Medicines (*excluding* **chemicals and narcotics**)—*concluded*						R	R	R	R	R
Total value of Drugs and Medicines—continued.										
Japan	—	—	—	—	—	1,723	8,925	2,580	1,299	2,013
Egypt	—	—	—	—	—	9,060	5,533	1,026	1,220	7,662
United States of America—										
Via Atlantic Coast	—	—	—	—	—	37,616	21,087	6,340	5,083	6,239
„ Pacific „	—	—	—	—	—	..	..	..	—	587
Other Foreign Countries	—	—	—	—	—	11,554	8,619	9,677	5,823	4,800
TOTAL FOREIGN COUNTRIES	—	—	—	—	—	1,59,384	4,23,187	88,245	99,305	1,06,953
Share of Bengal	—	—	—	—	—	*53,892*	*1,27,148*	*46,952*	*60,853*	*81,808*
„ *Bombay*	—	—	—	—	—	*3,10,412*	*3,23,159*	*1,43,717*	*1,33,011*	*1,38,172*
„ *Sind*	—	—	—	—	—	*4,515*	*4,254*	*15,227*	*7,209*	*7,898*
„ *Madras*	—	—	—	—	—	*14,189*	*1,27,374*	*13,826*	*25,282*	*1,834*
„ *Burma*	—	—	—	—	—	*14,687*	*5,759*	*8,781*	*21,181*	*5,575*
TOTAL	—	—	—	—	—	3,97,695	5,87,694	2,28,503	2,47,536	2,35,287
Dyeing and Tanning Substances—										
Cochineal (III, E)—	Cwts.	Cwts.	Cwts.	Cwts.	Cwts.					
TOTAL BRITISH EMPIRE	..	3	1	1	7	..	310	50	50	230
France	34	..	..	..	..	7,000	..	..	..	..
Maskat Territory and Trucial Oman	62	41	3	12	..	10,946	9,872	569	2,012	..
Persia	317	68	93	38	24	65,033	15,528	16,342	6,526	3,041
Other Foreign Countries	3	..	..	..	3	700	..	..	..	160
TOTAL FOREIGN COUNTRIES	416	104	96	50	27	83,679	25,400	16,911	8,538	3,201
Share of Bombay	*416*	*107*	*97*	*45*	*34*	*83,679*	*25,710*	*16,961*	*7,582*	*3,431*
„ *Madras*	..	..	..	6	..	..	..	..	*1,006*	..
TOTAL	416	107	97	51	34	83 679	25,710	16,961	8,588	3,431
Cutch and Gambier (III. E)—	Cwts.	Cwts.	Cwts.	Cwts.	Cwts.					
TOTAL BRITISH EMPIRE	54	62	57	32	27	2,985	3,460	3,365	1,670	1,235
TOTAL FOREIGN COUNTRIES	25	37	11	11	55	873	1,612	875	645	1,740
Share of Bengal	*1*	..	..	..	*1*	*15*	..	..	..	*20*
„ *Bombay*	*78*	*99*	*68*	*43*	*81*	*3,843*	*5,072*	*4,240*	*2,315*	*2,955*
TOTAL	79	99	68	43	82	3,858	5,072	4,240	2,315	2,975
DYES OBTAINED FROM COAL TAR—	Lbs.	Lbs.	Lbs.	Lbs.	Lbs.					
Alizarine (III. E)—										
United Kingdom (*including* Channel Islands)	10,825	..	..	..	..	8,016	..	..	..	..
Other British Possessions	2,298	2,101	1,035	765	1,099	1,000	1,008	607	550	852
TOTAL BRITISH EMPIRE	13,123	2,101	1,035	765	1,099	9,016	1,008	607	550	852
TOTAL FOREIGN COUNTRIES	146	410	224	403	224	125	485	150	216	255
Share of Bombay	*10,539*	*774*	*672*	*179*	*336*	*8,023*	*825*	*450*	*76*	*355*
„ *Sind*	*112*	*84*	*587*	*112*	..	*60*	*60*	*307*	*60*	..
„ *Madras*	*2,598*	*1,653*	—	*877*	*987*	*1,058*	*608*	..	*630*	*753*
TOTAL	13,269	2,511	1,259	1,168	1,323	9,141	1,498	757	766	1,107

No. 12—*continued*

ARTICLES, AND COUNTRIES OF FINAL DESTINATION; ALSO SHARE OF EACH PROVINCE	QUANTITY					VALUE @				
	1929-30	1930-31	1931-32	1932-33	1933-34	1929-30	1930-31	1931-32	1932-33	1933-34
Dyeing and Tanning Substances—*continued*						R	R	R	R	R
DYES OBTAINED FROM COAL TAR—*continued*										
Aniline (III. E)—	Lbs.	Lbs.	Lbs.	Lbs.	Lbs.					
United Kingdom (*including* Channel Islands)	3,848	17,740	77	585	9,203	11,859	31,945	156	5,188	10,615
Aden and Dependencies	224	18,136	3,112	4,111	..	100	17,566	3,275	3,450	..
Ceylon (*excluding* Maldives)	10,071	13,245	15,623	25,174	20,925	30,236	25,958	47,607	55,231	36,195
Zanzibar and Pemba	3,153	1,668	786	..	1,312	5,960	2,533	1,100	..	2,250
Kenya Colony	1,740	2,956	1,750	830	11,190	3,000	2,825	2,525	1,185	15,165
Tanganyika Territory	7,874	2,177	3,200	1,112	1,501	16,900	3,950	4,350	1,525	1,675
Other British Possessions	41	2,335	2,240	7,199	1,005	30	3,297	1,120	3,501	850
TOTAL BRITISH EMPIRE	32,951	57,347	26,589	39,011	45,140	68,085	87,774	60,133	70,020	67,040
Germany	21,324	5,381	112	6,239	11,563	29,467	5,744	75	10,291	16,613
Netherlands	..	863	..	10,080	580	..	2,403	..	1,35,388	600
Belgium	558	17,010	9,442	..	..	840	21,215	12,072	..	..
Native States in Arabia *other than* Maskat Territory and Trucial Oman	5,816	5,012	2,672	300	150	7,737	6,093	2,762	700	300
Persia	24,752	35,290	18,132	44,396	43,954	35,192	46,074	18,300	37,291	36,942
Java	..	..	8,960	..	..	..	..	8,960	..	..
China (*exclusive* of Hongkong and Macão)	..	12,319	..	1,508	2,016	..	14,897	..	10,556	11,882
Japan	..	..	..	59	8,723	..	..	..	1,180	32,899
United States of America—Vid Atlantic Coast	..	56	8,033	224	465	..	126	18,297	1,400	2,937
Other Foreign Countries	3,271	2,440	2,599	3,110	1,326	5,139	850	3,420	4,356	2,846
TOTAL FOREIGN COUNTRIES	55,721	78,377	49,950	65,916	68,806	88,375	1,01,402	63,976	2,01,254	1,34,470
Share of Bengal	*247*	*3,584*	..	..	*280*	*307*	*7,060*	..	..	*960*
" *Bombay*	*87,514*	*121,337*	*64,370*	*99,897*	*109,718*	*1,53,421*	*1,78,771*	*1,10,241*	*2,63,189*	*1,91,764*
" *Sind*	*474*	*3,248*	*11,100*	*156*	*100*	*1,160*	*3,500*	*12,400*	*474*	*149*
" *Madras*	*437*	*1,695*	*968*	*3,754*	*3,795*	*772*	*3,245*	*1,258*	*3,191*	*3,737*
" *Burma*	..	*2,180*	..	*1,120*	*50*	..	*610*	..	*4,480*	*109*
TOTAL	88,672	135,724	76,538	104,927	113,946	1,56,460	1,89,176	1,24,109	2,71,276	2,01,510
Others (III. E)—	Lbs.	Lbs.	Lbs.	Lbs.	Lbs.					
TOTAL BRITISH EMPIRE	52	908	224	1,344	..	66	1,389	74	2,610	..
Belgium	..	..	2,500	..	112	..	..	6,640	..	552
Persia	..	..	43,792	1,790	6,336	..	..	69,591	2,904	12,087
Java	..	..	1,568	..	..	..	..	7,840	..	..
Other Foreign Countries	..	..	112	..	112	..	..	224	..	210
TOTAL FOREIGN COUNTRIES	..	..	48,272	1,790	6,558	..	..	74,496	2,904	12,849
Share of Bombay	..	..	*3,024*	..	*112*	..	..	*10,164*	..	*552*
" *Sind*	..	*644*	*42,672*	*1,790*	*6,446*	..	*560*	*57,511*	*2,494*	*12,297*
" *Madras*	*52*	*264*	*2,500*	*1,344*	..	*66*	*669*	*6,814*	*2,610*	..
TOTAL	52	908	48,496	3,134	6,558	66	1,389	74,569	5,504	12,849
Saffron (III. E)—	Lbs.	Lbs.	Lbs.	Lbs.	Lbs.					
Hongkong	566	1,000	1,025	50	200	2,800	1,100	2,034	2,425	2,240
Other British Possessions	1,387	200	450	355	376	6,016	1,386	2,077	1,195	3,166
TOTAL BRITISH EMPIRE	1,953	1,200	1,475	405	576	16,816	2,486	4,111	3,620	5,435

No. 12—*continued*

ARTICLES, AND COUNTRIES OF FINAL DESTINATION; ALSO SHARE OF EACH PROVINCE	QUANTITY					VALUE				
	1929-30	1930-31	1931-32	1932-33	1933-34	1929-30	1930-31	1931-32	1932-33	1933-34
Dyeing and Tanning Substances—*continued*						R	R	R	R	R
Saffron (III. E)—continued	Lbs.	Lbs.	Lbs.	Lbs.	Lbs.					
Other Native States in Arabia	654	1,418	1,266	500	580	5,050	9,500	6,573	2,637	3,380
Other Foreign Countries	1,931	2,868	160	1,000	820	4,355	2,241	1,755	3,524	2,390
TOTAL FOREIGN COUNTRIES	2,585	3,286	1,426	2,100	1,400	10,305	11,741	8,328	6,161	5,770
Share of Bengal	..	..	..	..	*1*	..	..	..	..	*30*
,, *Bombay*	*4,585*	*4,486*	*2,901*	*2,505*	*1,975*	*25,119*	*14,111*	*12,437*	*9,781*	*11,155*
,, *Sind*	..	..	..	..	..	..	*7*	..	..	..
,, *Madras*	..	..	..	..	..	..	*9*	*2*	..	..
TOTAL	4,638	4,486	2,901	2,505	1,976	25,119	14,127	12,439	9,781	11,185
Other sorts (III. E)—	Cwts.	Cwts.	Cwts.	Cwts.	Cwts.					
Aden and Dependencies	216	82	82	111	86	9,563	3,220	3,545	5,340	1,975
Straits Settlements	300	271	241	340	327	11,803	9,739	9,744	16,515	17,090
Other British Possessions	185	57	15	116	97	11,533	1,643	643	4,039	2,926
TOTAL BRITISH EMPIRE	701	410	338	567	460	32,899	14,602	13,932	25,903	21,991
TOTAL FOREIGN COUNTRIES	58	81	61	64	75	5,386	3,631	2,602	4,310	6,335
Share of Bengal	*22*	*1*	..	..	*2*	*980*	*123*	..	..	*52*
,, *Bombay*	*737*	*442*	*398*	*624*	*491*	*37,305*	*16,910*	*16,525*	*29,794*	*28,118*
,, *Madras*	..	*48*	*1*	*7*	*42*	..	*1,200*	*9*	*419*	*156*
TOTAL	759	491	399	631	535	38,285	18,233	16,534	30,213	28,326
Total value of Dyeing and Tanning Substances—										
United Kingdom (*including* Channel Islands)	—	—	—	—	—	20,685	33,347	178	8,548	10,600
Palestine	—	—	—	—	—	5,000	..	..	..	100
Aden and Dependencies	—	—	—	—	—	10,999	21,376	7 060	9,134	2,515
Ceylon (*excluding* Maldives)	—	—	—	—	—	36,140	28,313	48,711	57,345	38,626
Straits Settlements	—	—	—	—	—	13,153	10,636	11,010	16,515	17,850
Hongkong	—	—	—	—	—	10,740	3,400	2,034	4,926	4,390
Zanzibar and Pemba	—	—	—	—	—	6,555	2,993	1,280	335	3,760
Kenya Colony	—	—	—	—	—	3,510	3,605	3,105	1,000	15,260
Tanganyika Territory	—	—	—	—	—	17,320	4,810	5,090	1,525	1,875
Other British Possessions	—	—	—	—	—	3,763	2,449	2,895	4,405	1,787
TOTAL BRITISH EMPIRE	—	—	—	—	—	1,27,865	1,10,929	82,272	1,04,423	96,763
Germany	—	—	—	—	—	40,202	6,119	75	10,327	46,612
Netherlands	—	—	—	—	—	..	2,463	..	1,35,380	600
Belgium	—	—	—	—	—	840	25,215	18,912	120	552
France	—	—	—	—	—	7,000	..	2,170	2,000	98
Maskat Territory and Trucial Oman	—	—	—	—	—	15,625	11,557	2,203	5,896	4,675
Other Native States in Arabia	—	—	—	—	—	16,030	17,248	10,770	5,027	5,485
Persia	—	—	—	—	—	1,01,061	63,589	95,315	48,696	56,810
Java	—	—	—	—	—	50	..	16,845	..	..
China (*exclusive of* Hongkong and Macao)	—	—	—	—	—	..	14,897	..	10,556	11,592
Japan	—	—	—	—	—	..	..	..	1,180	32,899
United States of America—										
Pnl Atlantic Coast	—	—	—	—	—	..	176	18,297	1,960	2,937
Other Foreign Countries	—	—	—	—	—	6,385	2,767	2,600	2,876	2,360
TOTAL FOREIGN COUNTRIES	—	—	—	—	—	1,88,743	1,44,271	1,67,337	2,24,018	1,64,620

No. 12—*continued*

ARTICLES, AND COUNTRIES OF FINAL DESTINATION; ALSO SHARE OF EACH PROVINCE	Quantity					Value				
	1929-30	1930-31	1931-32	1932-33	1933-34	1929-30	1930-31	1931-32	1932-33	1933-34
Dyeing and Tanning Substances—*concluded*						R	R	R	R	R
Total value of Dyeing and Tanning Substances—continued										
Share of Bengal . .	—	—	—	—	—	1,80.	7,173	..	..	.6.
„ *Bombay* . .	—	—	—	—	—	3,11,390	2,46,399	1,71,108	3,12,6.7	2,44,510
„ *Sind* . ..	—	—	—	—	—	1,520	4,467	20,715	3,425	12,446
„ *Madras* . .	—	—	—	—	—	1,596	7,651	7,733	7,856	4,145
„ *Burma* . .	—	—	—	—	—	..	610	..	4,450	190
TOTAL .	—	—	—	—	—	3,16,608	2,55,200	2,49,449	3,28,441	2,71,288
Earthenware and porcelain (*including* pipes of earthenware) (III. H)—										
United Kingdom (*including* Channel Islands) . .	—	—	—	—	—	61,921	45,150	34,802	20,611	25,581
Aden and Dependencies .	—	—	—	—	—	2,566	10,432	2,192	675	5,810
Bahrein Islands . . .	—	—	—	—	—	6,790	1,087	1,048	2,824	5,174
Mauritius and Dependencies	—	—	—	—	—	7,947	5,006	1,971	712	1,853
Seychelles . . .	—	—	—	—	—	5,171	2,130	1,495	885	1134
Other British Possessions .	—	—	—	—	—	9,366	7,404	7,226	5,481	8,.89
TOTAL BRITISH EMPIRE	—	—	—	—	—	92,760	71,209	48,532	40,088	48,071
France	—	—	—	—	—	290	706	1,560	200	6,227
Maskat Territory and Trucial Oman	—	—	—	—	—	9,103	3,091	2,725	3,676	6,418
Other Native States in Arabia		—		—	—	12,364	6,059	2,918	6 769	3,.24
Iraq	—	—	—	—	—	4,910	5,076	7,532	5 683	5,134
Persia	—	—	—	—	—	20,085	4,247	2,945	3,281	0,881
Other Foreign Countries .	—	—	—	—	—	10,658	11,620	11,206	8,531	11,670
TOTAL FOREIGN COUNTRIES	—	—	—	—	—	57,410	32,800	29,241	28,138	42,724
Share of Bengal .	—	—	—	—	—	22,455	8,813	6,756	1,.22	8, .1
„ *Bombay* .	—	—	—	—	—	9.,.99	75,668	64,618	6.,.02	70,631
„ *Sind* . .	—	—	—	—	—	14,779	13,436	3,318	9,816	9,.54
„ *Madras* . .	—	—	—	—	—	5,864	6,811	7,112	6,060	2.6
„ *Burma* . .	—	—	—	—	—	5,173	6,819	6,017	3,.52	1,713
TOTAL .	—	—	—	—	—	1,.0,170	1,04,095	77,778	68,196	9.,7.5
Electroplated-ware (III. D)—										
United Kingdom (*including* Channel Islands) . .	—	—	—	—	—	41,.13	25,.84	16,402	2.,.11	3.,4.7
Tanganyika Territory .	—	—	—	—	—	5,000	..	..	..	..
Other British Possessions .	—	—	—	—	—	7,431	669	2 425	3,.2.	1,.0.
TOTAL BRITISH EMPIRE	—	—	—	—	—	53,744	30,.53	2.,4.7	2.,.19	2.,017
TOTAL FOREIGN COUNTRIES	—	—	—	—	—	6,266	7,392	1,4.7	2,.4.	.6.
Share of Bengal . .	—	—	—	—	—	1,778	650	2,156	..	1,.1.
„ *Bombay* . .	—	—	—	—	—	29,434	23,.62	11.02	1.,6.3	2.,.12
„ *Sind* . .	—	—	—	—	—	6,001	5,.17	1,260	3,.29	6,6.1
„ *Madras* . .	—	—	—	—	—	1.,6.1	6,.11	6 6.0	6,.79	1,2.1
„ *Burma* . .	—	—	—	—	—	2,.07	2,.7.4	2 017	2,.36	1,9.6
TOTAL .	—	—	—	—	—	60,010	43,.4.	29,.16	2.,.19	3.,.43

No. 12—*continued*

ARTICLES, AND COUNTRIES OF FINAL DESTINATION; ALSO SHARE OF EACH PROVINCE	QUANTITY					VALUE				
	1929-30	1930-31	1931-32	1932-33	1933-34	1929-30	1930-31	1931-32	1932-33	1933-34
Electroplated-ware (III. D)—*continued*						R	R	R	R	R
Fireworks (III. U)—										
Hongkong	—	—	—	—	—	1,400	..	..	8,136	..
Kenya Colony	—	—	—	—	—	5,191	3,380	..	..	425
Other British Possessions	—	—	—	—	—	4,338	412	1,073	180	375
TOTAL BRITISH EMPIRE	—	—	—	—	—	10,929	3,792	1,073	8,316	800
TOTAL FOREIGN COUNTRIES	—	—	—	—	—	3,732	1,890	150	100	60
Share of Bombay	—	—	—	—	—	*12,826*	*5,682*	*1,223*	*8,416*	*860*
,, *Madras*	—	—	—	—	—	*435*	..	..	..	..
,, *Burma*	—	—	—	—	—	*1,400*	..	..	..	..
TOTAL	—	—	—	—	—	14,661	5,682	1,223	8,416	860
Fish (*excluding* canned fish)—										
Fish, dry, salted and unsalted (I. A)—	Cwts.	Cwts.	Cwts.	Cwts.	Cwts.					
TOTAL BRITISH EMPIRE	10	74	52	219	106	400	1,117	1,196	2,525	1,449
Portuguese East Africa	108	..	6	..	..	5,750	..	300	..	..
Other Foreign Countries	19	..	9	1	..	375	..	150	100	..
TOTAL FOREIGN COUNTRIES	127	..	15	1	..	6,125	..	450	100	..
Share of Bengal	..	..	..	..	..	..	..	..	..	*20*
,, *Bombay*	*137*	*69*	*45*	*220*	*57*	*6,525*	*990*	*1,246*	*2,625*	*657*
,, *Sind*	..	..	*22*	..	*49*	..	..	*400*	..	*772*
,, *Madras*	..	*25*	..	..	..	..	*127*	..	..	..
TOTAL	137	74	67	220	106	6,525	1,117	1,646	2,625	1,449
Fishmaws and Shark-fins (I. A)—	Cwts.	Cwts.	Cwts.	Cwts.	Cwts.					
United Kingdom (*including* Channel Islands)	223	268	271	251	191	51,800	55,300	51,945	36,050	34,104
Ceylon (*excluding* Maldives)	..	..	..	..	36	..	..	..	..	7,200
Straits Settlements	8	..	..	..	6	700	..	..	..	1,600
Hongkong	2,276	2,052	2,802	1,800	1,851	3,93,814	3,06,215	3,95,626	2,01,538	1,77,637
TOTAL BRITISH EMPIRE	2,507	2,305	3,073	2,051	2,084	4,36,314	3,61,515	4,47,571	2,40,588	2,20 541
TOTAL FOREIGN COUNTRIES	..	..	..	2	..	..	..	..	320	..
Share of Bombay	*2,497*	*2,305*	*3,073*	*2,051*	*2,084*	*4,35,514*	*3,61,515*	*4,47,571*	*2,40,588*	*2,20,541*
,, *Sind*	*8*	..	..	*2*	..	*700*	..	..	*320*	..
,, *Burma*	*2*	..	..	..	..	*109*	..	..	..	..
TOTAL	2,507	2,305	3,073	2,053	2,084	4,36,314	3,61,515	4,47,571	2,40,908	2,20,541
Total Fish (excluding canned fish)—	Cwts.	Cwts.	Cwts.	Cwts.	Cwts.					
United Kingdom (*including* Channel Islands)	233	268	271	251	191	51,800	55,300	51,945	36,050	34,104
Ceylon (*excluding* Maldives)	10	55	..	..	36	400	727	..	..	7,200
Hongkong	2,276	2,052	2,837	1,807	1,907	3,93,814	3,06,215	3,96,276	2,04,688	1,78,510
Other British Possessions	8	19	17	212	56	700	390	546	2,375	2,176
TOTAL BRITISH EMPIRE	2,517	2,379	3,125	2,270	2,190	4,36,714	3,62,632	4,48,767	2,43,113	2,21,990

No. 12—*continued*

ARTICLES AND COUNTRIES OF FINAL DESTINATION; ALSO SHARE OF EACH PROVINCE	QUANTITY					VALUE				
	1929-30	1930-31	1931-32	1932-33	1933-34	1929-30	1930-31	1931-32	1932-33	1933-34
Fish (*excluding* canned fish) —*continued*						R	R	R	R	R
Total Fish (excluding canned *Fish*)—continued.	Cwts.	Cwts.	Cwts.	Cwts.	Cwts.					
Portuguese East Africa	108	..	..	..	..	5,750	..	..	..	..
Other Foreign Countries	19	..	15	3	..	375	..	450	420	..
TOTAL FOREIGN COUNTRIES	127	..	15	3	..	6,125	..	450	420	..
Share of Bengal	..	..	..	..	..	..	..	..	..	20
„ *Bombay*	2,634	2,354	3,118	2,271	2,141	4,42,039	3,62,505	4,48,517	2,43,213	2,21,198
„ *Sind*	8	..	22	2	49	700	..	400	320	772
„ *Madras*	..	25	..	..	..	..	127	..	..	..
„ *Burma*	2	..	..	..	..	100	..	..	..	..
TOTAL	2,644	2,379	3,140	2,273	2,190	4,42,839	3,62,632	4,49,217	2,43,[illegible]33	2,21,900
Fruits and Vegetables—										
Fresh fruits and vegetables (I. B)—										
TOTAL BRITISH EMPIRE	—	—	—	—	—	273	2,061	1,787	4,198	2,159
Italy (*including* Fiume)	—	—	—	—	—	..	..	..	9,310	..
Maskat Territory and Trucial Oman	—	—	—	—	—	1,535	3,672	7,313	4,860	8,727
Iraq	—	—	—	—	—	14,172	13,841	17,040	12,215	14,246
Henjam Island	—	—	—	—	—	41,701	34,730	36,891	18,340	10,995
Other Foreign Countries	—	—	—	—	—	123	421	2,560	1,858	1,240
TOTAL FOREIGN COUNTRIES	—	—	—	—	—	57,531	52,664	63,504	46,563	30,208
Share of Bengal	—	—	—	—	—	..	210	..	..	..
„ *Bombay*	—	—	—	—	—	51,894	51,487	64,940	48,347	28,678
„ *Sind*	—	—	—	—	—	5,910	3,028	351	2,434	3,[illegible]89
TOTAL	—	—	—	—	—	57,804	54,725	65,[illegible]91	50,781	32,367
Fruits and vegetables: dried, salted, or preserved—										
Dates (I. B)—	Tons	Tons	Tons	Tons	Tons					
Aden and Dependencies	145	18	..	..	..	16,302	1,854	..	..	..
Ceylon (*excluding* Maldives)	16	45	8	1	11	4,553	8,710	2,175	355	1,329
Straits Settlements	187	15	8	..	13	21,528	2,520	650	280	3,570
Anglo-Egyptian Sudan	74	..	..	..	..	21,290	..	..	..	..
Other British Possessions	29	8	16	10	4	7,739	4,057	4,628	2,839	1,979
TOTAL BRITISH EMPIRE	451	86	27	11	28	71,411	17,141	7,458	3,474	6,878
Native States in Arabia *other than* Maskat Territory and Trucial Oman	3	35	..	11	8	850	5,435	..	900	565
Egypt	60	7	12	..	..	5,944	750	750	..	..
Other Foreign Countries	53	22	38	39	31	9,043	5,095	8,465	5,644	4,929
TOTAL FOREIGN COUNTRIES	116	64	50	50	39	15,377	11,280	9,215	6,544	5,494
Share of Bengal	..	..	..	..	1	..	..	..	16	25
„ *Bombay*	349	80	64	27	41	63,101	10,32[illegible]	16,630	7,[illegible]	10,[illegible]
„ *Sind*	217	40	13	34	23	23,567	4,283	920	2,[illegible]	1,[illegible]
„ *Madras*	1	30	..	..	2	120	4,80	..	40	223
„ *Burma*	..	..	..	..	..	..	..	118	..	..
TOTAL	567	150	77	61	67	86,7[illegible]	28,421	16,[illegible]	1[illegible]	12,372

No. 12—*continued*

ARTICLES, AND COUNTRIES OF FINAL DESTINATION; ALSO SHARE OF EACH PROVINCE	QUANTITY					VALUE				
	1929-30	1930-31	1931-32	1932-33	1933-34	1929-30	1930-31	1931-32	1932-33	1933-34
						R	R	R	R	R
Fruits and Vegetables—*continued*										
Fruits and vegetables: dried, salted, or preserved—continued	Tons	Tons	Tons	Tons	Tons					
Other sorts (I. B)—										
United Kingdom (*including* Channel Islands)	120	176	815	340	113	1,21,215	1,70,820	4,47,878	2,10,350	91,846
Palestine	1	..	8	..	..	1,570	150	10,383	300	531
Aden and Dependencies	20	12	23	10	18	10,803	11,165	12,622	5,511	7,466
Ceylon (*excluding* Maldives)	82	42	88	75	57	62,597	28,384	54,910	38,036	29,083
Straits Settlements	111	99	95	80	89	1,19,320	96,164	92,689	66,215	61,602
Hongkong	155	66	104	127	166	1,16,273	42,967	99,174	70,822	74,611
Zanzibar and Pemba	20	16	16	26	14	31,750	24,476	22,915	21,620	14,635
Kenya Colony	38	35	39	37	34	61,774	45,076	40,960	34,907	34,403
Tanganyika Territory	10	14	11	13	9	17,570	20,330	15,980	16,705	11,720
Mauritius and Dependencies	12	12	20	26	20	8,688	8,980	11,078	15,006	8,149
Other British Possessions	5	6	7	6	9	7,216	4,032	5,986	6,427	7,263
TOTAL BRITISH EMPIRE	574	478	1,286	746	529	5,05,382	4,53,144	8,14,425	4,86,040	3,41,459
Germany	59	10	9	11	24	34,385	7,720	10,934	7,842	16,280
Netherlands	10	55	2	74	6	4,522	22,050	675	29,777	4,400
Belgium	9	2	12	2	..	7,427	850	7,878	1,496	..
France	45	20	76	7	10	29,415	21,737	60,366	5,982	1,340
Italy (*including* Fiume)	..	..	29	..	..	..	..	11,510	15	15
Turkey, European	..	..	7	..	..	..	..	8,370	..	..
Syria	2	1	24	..	5	1,380	1,793	29,457	160	11,720
China (*exclusive* of Hongkong and Macao)	2	52	1	1	..	6,895	1,04,406	1,826	490	650
Egypt	261	149	372	74	336	1,91,008	1,05,063	1,89,894	38,698	1,00,797
Portuguese East Africa	3	2	2	2	..	5,289	3,493	4,999	2,872	2,838
United States of America—Pan Atlantic Coast	2	49	120	152	8	1,340	86,342	1,47,018	2,16,564	22,250
Other Foreign Countries	9	15	19	4	9	12,051	13,206	11,605	3,525	4,996
TOTAL FOREIGN COUNTRIES	402	355	673	327	393	2,94,612	3,66,720	4,84,592	3,09,421	1,65,281
Share of Bengal	*6*	*53*	*1*	*6*	*5*	*9,627*	*1,05,631*	*1,856*	*4,186*	*2,896*
,, *Bombay*	*658*	*429*	*711*	*516*	*436*	*6,42,825*	*4,39,942*	*6,84,188*	*3,75,800*	*2,77,022*
,, *Sind*	*315*	*351*	*1,247*	*551*	*486*	*2,07,304*	*2,74,291*	*7,12,484*	*4,15,485*	*2,26,682*
,, *Burma*	..	..	..	..	..	*238*	..	*489*	..	*140*
TOTAL	970	833	1,959	1,073	927	8,59,994	8,19,864	12,99,017	7,95,470	5,06,740
Total value of Fruits and Vegetables										
United Kingdom (*including* Channel Islands)	—	—	—	—	—	1,21,382	1,71,328	4,47,926	2,10,364	91,876
Palestine	—	—	—	—	—	1,570	150	10,383	300	531
Aden and Dependencies	—	—	—	—	—	33,105	13,559	13,342	5,629	7,592
Bahrein Islands	—	—	—	—	—	1,751	1,346	1,869	5,055	3,071
Ceylon (*excluding* Maldives)	—	—	—	—	—	57,282	37,014	57,085	38,416	30,412
Straits Settlements	—	—	—	—	—	1,40,854	98,684	93,239	66,495	65,271
Hongkong	—	—	—	—	—	1,16,913	43,142	99,174	70,823	74,611
Zanzibar and Pemba	—	—	—	—	—	32,780	24,846	23,310	21,637	14,685
Kenya Colony	—	—	—	—	—	65,110	47,213	42,935	36,217	35,153
Tanganyika Territory	—	—	—	—	—	18,796	21,030	16,510	17,027	12,025
Anglo-Egyptian Sudan	—	—	—	—	—	22,690	2,307	3,947	2,582	2,011
Mauritius and Dependencies	—	—	—	—	—	8,713	9,345	11,543	15,613	8,149
Other British Possessions	—	—	—	—	—	6,121	2,304	2,382	3,565	5,119
TOTAL BRITISH EMPIRE	—	—	—	—	—	6,37,066	4,72,348	3,23,665	4,93,721	3,50,498

No. 12—*continued*

ARTICLES, AND COUNTRIES OF FINAL DESTINATION; ALSO SHARE OF EACH PROVINCE	QUANTITY					VALUE				
	1929-30	1930-31	1931-32	1932-33	1933-34	1929-30	1930-31	1931-32	1932-33	1933-34
						₹	₹	₹	₹	₹
Fruits and Vegetables—*concluded*										
Total value of Fruits and Vegetables—continued										
Germany	—	—	—	—	—	34,385	7,720	10,934	7,842	16,280
Netherlands	—	—	—	—	—	4,522	22,050	675	29,777	4,400
Belgium	—	—	—	—	—	7,427	850	7,872	1,406	..
France	—	—	—	—	—	29,425	21,737	60,766	5,942	1,340
Italy (*including* Fiume)	—	—	—	—	—	..	..	11,710	9,325	15
Turkey, European	—	—	—	—	—	—	..	8,370	..	..
Syria	—	—	—	—	—	1,380	1,703	29,457	160	11,700
Muscat Territory and Trucial Oman	—	—	—	—	—	5,124	4,362	7,358	6,247	8,001
Other Native States in Arabia	—	—	—	—	—	1,186	6,772	987	1,820	1,593
Iraq	—	—	—	—	—	15,607	10,516	20,055	13,315	16,021
Persia	—	—	—	—	—	2,242	2,891	5,367	1,721	1,740
Henjam Island	—	—	—	—	—	41,701	34,730	36,591	18,700	10,995
China (*exclusive of* Hong-kong and Macao)	—	—	—	—	—	6,895	1,04,406	1,044	490	650
Egypt	—	—	—	—	—	1,96,992	1,05,813	1,00,644	84,796	1,00,707
Portuguese East Africa	—	—	—	—	—	9,097	6,713	8,424	6,454	6,112
United States of America—*Vid* Atlantic Coast	—	—	—	—	—	1,340	86,342	1,47,018	2,16,564	22,220
Other Foreign Countries	—	—	—	—	—	9,258	6,979	9,739	8,800	1,060
TOTAL FOREIGN COUNTRIES	—	—	—	—	—	3,67,590	4,30,764	5,57,311	3,00,568	2,40,963
Share of Bengal	—	—	—	—	—	*9,627*	*1,05,842*	*1,886*	*4,201*	*2,921*
,, *Bombay*	—	—	—	—	—	*7,57,220*	*5,10,767*	*6,64,764*	*4,31,619*	*3,11,965*
,, *Sind*	—	—	—	—	—	*2,36,781*	*2,51,602*	*2,13,758*	*4,20,609*	*2,32,271*
,, *Madras*	—	—	—	—	—	*120*	*4,200*	..	*60*	*735*
,, *Burma*	—	—	—	—	—	*238*	..	*607*	..	*110*
TOTAL	—	—	—	—	—	10,04,586	9,03,010	13,80,976	9,56,389	5,51,619
Furniture and Cabinet-ware (H.E.G)—										
United Kingdom (*including* Channel Islands)	—	—	—	—	—	29,910	96,817	2,27,914	1,53,150	2,93,780
Ceylon (*excluding* Maldives)	—	—	—	—	—	1,196	1,502	85,734	3,105	2,250
Straits Settlements	—	—	—	—	—	5,955	1,051	775	7,050	97
Other British Possessions	—	—	—	—	—	4,795	2,810	5,508	6,346	2,634
TOTAL BRITISH EMPIRE	—	—	—	—	—	41,856	1,02,180	2,69,931	1,69,991	2,98,462
Germany	—	—	—	—	—	29,755	51,511	9,760	2,700	6,316
Netherlands	—	—	—	—	—	80	5,000	400	500	150
France	—	—	—	—	—	235	7,660	12,020	40	4,240
Switzerland	—	—	—	—	—	470	35	10,600	8,178	..
Persia	—	—	—	—	—	18,073	3,256	110	600	6 2
United States of America—										
Vid Atlantic Coast	—	—	—	—	—	2,228	5,607	13,151	11,042	8,967
,, Pacific ,,	—	—	—	—	—	..	230	..	600	456
Other Foreign Countries	—	—	—	—	—	8,378	13,146	12,720	5,453	9,528
TOTAL FOREIGN COUNTRIES	—	—	—	—	—	50,219	86,474	58,841	27,262	30,359
Share of Bengal	—	—	—	—	—	*2,910*	*3 333*	*3 626*	*3,019*	*3,892*
,, *Bombay*	—	—	—	—	—	*33,980*	*61,320*	*1,03,796*	*67,205*	*64,196*
,, *Sind*	—	—	—	—	—	*25,977*	*1,20,143*	*2,16,627*	*1,3 ,270*	*1,71,920*
,, *Madras*	—	—	—	—	—	*10,430*	*8,946*	*7,650*	*9,627*	*6,260*
,, *Burma*	—	—	—	—	—	*8 832*	*6,197*	*8,271*	*3,132*	*259*
TOTAL	—	—	—	—	—	92,155	1,[illegible]	3,[illegible]	1,[illegible]	2,[illegible]

No. 12—*continued*

ARTICLES, AND COUNTRIES OF FINAL DESTINATION; ALSO SHARE OF EACH PROVINCE	QUANTITY					VALUE				
	1929-30	1930-31	1931-32	1932-33	1933-34	1929-30	1930-31	1931-32	1932-33	1933-34
Glass and Glassware—						R	R	R	R	R
Beads and false pearls (XIX. H)—	Cwts.	Cwts.	Cwts.	Cwts.	Cwts.					
Kenya Colony	71	92	51	11	15	6,626	5,145	2,080	540	735
Other British Possessions	94	46	26	22	52	12,898	5,407	2,838	2,667	3,986
TOTAL BRITISH EMPIRE	165	138	77	33	67	19,024	10,552	4,918	3,207	4,721
TOTAL FOREIGN COUNTRIES	164	94	73	25	20	12,536	9,528	5,321	2,145	1,095
Share of Bengal	*9*	*2*	*7*	..	*3*	*1,400*	*250*	*1,486*	*15*	*690*
,, *Bombay*	*307*	*207*	*110*	*51*	*54*	*27,432*	*15,331*	*8,100*	*3,148*	*3,745*
,, *Sind*	..	*15*	..	..	..	..	*3,502*	..	*195*	..
,, *Madras*	*9*	*7*	*3*	*5*	*25*	*2,352*	*840*	*653*	*1,165*	*1,330*
,, *Burma*	*4*	*1*	..	*2*	..	*378*	*157*	..	*829*	*41*
TOTAL	329	232	160	58	87	31,560	20,080	10,239	5,352	5,806
Bottles (XIX. H)—	Gross	Gross	Gross	Gross	Gross					
Kenya Colony	1,434	2,502	677	587	182	6,649	6,605	2,542	2,110	415
Other British Possessions	617	779	673	573	1,829	4,734	3,953	4,370	7,609	8,568
TOTAL BRITISH EMPIRE	2,051	3,281	1,350	1,160	2,011	11,383	10,648	4,921	7,779	8,983
United States of America and Atlantic Coast	142	280	465	119	898	2,550	5,426	8,448	2,897	8,070
Other Foreign Countries	3,378	2,926	834	1,101	1,150	9,991	9,202	2,558	9,241	4,608
TOTAL FOREIGN COUNTRIES	3,520	3,215	1,299	1,220	1,548	12,541	14,628	11,001	11,578	12,678
Share of Bengal	..	..	*15*	*6*	..	..	..	*146*	*55*	..
,, *Bombay*	*4,932*	*6,464*	*2,619*	*2,177*	*2,849*	*21,341*	*23,783*	*15,387*	*15,712*	*13,158*
,, *Sind*	*32*	*29*	*13*	*55*	*459*	*1,406*	*990*	*351*	*850*	*4,198*
,, *Madras*	..	*3*	*3*	..	..	*2*	*6*	*33*	..	..
,, *Burma*	*607*	*1*	..	*142*	*251*	*1,176*	*458*	*6*	*2,740*	*4,270*
TOTAL	5,571	6,496	2,649	2,380	3,559	23,924	25,236	15,922	19,357	21,656
Sheet and plate (XIX. H)—	Supl. feet	Supl. feet	Supl. feet	Supl. feet	Supl. feet					
Bahrein Islands	11,350	2,050	5,350	3,748	1,202	6,725	1,500	2,590	786	605
Other British Possessions	4,972	2,322	4,950	4,282	2,713	5,045	1,807	2,005	2,125	1,359
TOTAL BRITISH EMPIRE	16,322	4,372	10,300	8,030	4,005	11,770	3,307	4,595	2,911	2,054
Other Native States in Arabia	6,000	14,200	6,625	5,500	2,520	4,385	6,710	3,525	3,460	1,330
Persia	7,461	11,757	5,150	10,150	1,350	3,166	3,760	742	9,248	860
Other Foreign Countries	1,519	2,212	5,868	1,520	873	974	1,318	1,416	355	373
TOTAL FOREIGN COUNTRIES	15,980	28,169	17,643	17,170	4,743	8,425	11,788	5,683	13,058	2,563
Share of Bombay	*30,702*	*30,617*	*24,415*	*24,732*	*7,994*	*19,456*	*14,475*	*9,863*	*15,639*	*4,119*
,, *Sind*	*1,400*	*2,512*	*3,478*	*1,063*	*1,134*	*729*	*673*	*585*	*330*	*485*
,, *Madras*	..	..	*50*	..	..	..	..	*30*	..	..
,, *Burma*	..	*12*	..	..	..	..	*37*	..	..	..
TOTAL	32,102	33,541	27,943	25,800	8,748	20,195	15,185	10,278	15,969	4,617

No. 15—*continued*

ARTICLES, AND COUNTRIES OF FINAL DESTINATION; ALSO SHARE OF EACH PROVINCE	QUANTITY					VALUE				
	1929-30	1930-31	1931-32	1932-33	1933-34	1929-30	1930-31	1931-32	1932-33	1933-34
Glass and Glassware—*continued*										
Bottles (III, H)—*contd.*	Gross	Gross	Gross	Gross	Gross	R	R	R	R	R
Other Glassware (III. H)—										
United Kingdom (*including* Channel Islands)	—	—	—	—	—	44,891	56,307	46,101	35,866	37,736
Aden and Dependencies	—	—	—	—	—	3,029	1,153	2,150	4,103	6,171
Bahrein Islands	—	—	—	—	—	8,078	1,422	3,721	4,043	3,926
Ceylon (*excluding* Maldives)	—	—	—	—	—	11,260	5,879	5,011	4,735	2,993
Straits Settlements	—	—	—	—	—	31,476	10,475	3,839	3,504	1,458
Federated Malay States	—	—	—	—	—	33,138	8,770	6,031	3,103	1,487
Kenya Colony	—	—	—	—	—	11,999	6,215	4,831	3,307	3,786
Anglo-Egyptian Sudan	—	—	—	—	—	4,850	11,215	..	640	5,495
Mauritius and Dependencies	—	—	—	—	—	16,220	8,788	8,101	4,821	8,031
Other British Possessions	—	—	—	—	—	15,244	9,813	8,250	5,979	4,578
TOTAL BRITISH EMPIRE	—	—	—	—	—	1,80,251	1,16,824	90,046	70,401	75,761
Netherlands	—	—	—	—	—	170	1,125	201	..	16,308
France	—	—	—	—	—	8,500	2,348	..	308	50
Italy (*including* Fiume)	—	—	—	—	—	8,600	330	818	824	7,640
Muskat Territory and Trucial Oman	—	—	—	—	—	6,987	3,102	3,105	3,328	4,300
Other Native States in Arabia	—	—	—	—	—	19,177	14,207	2,203	14,080	7,122
Iraq	—	—	—	—	—	17,685	8,172	9,890	8,538	6,202
Persia	—	—	—	—	—	65,432	15,107	17,818	11,400	16,044
Japan	—	—	—	—	—	119	2,383	4,308	1,936	8,431
Portuguese East Africa	—	—	—	—	—	6,237	5,806	4,964	5,670	6,191
Other Foreign Countries	—	—	—	—	—	4,919	7,007	5,290	5,758	3,989
TOTAL FOREIGN COUNTRIES	—	—	—	—	—	1,34,826	59,026	48,711	52,166	77,633
Share of Bengal	—	—	—	—	—	*10,819*	*6,681*	*9,243*	*5,276*	*38,141*
,, *Bombay*	—	—	—	—	—	*2,20,541*	*1,35,214*	*98,911*	*98,413*	*1,14,603*
,, *Sind*	—	—	—	—	—	*4,433*	*5,6 8*	*4,130*	*2,767*	*2,679*
,, *Madras*	—	—	—	—	—	*73,461*	*31,739*	*20,253*	*13,801*	*8,021*
,, *Burma*	—	—	—	—	—	*3,503*	*7,376*	*6,174*	*2,371*	*1,846*
TOTAL	—	—	—	—	—	3,13,107	1,76,448	1,38,787	1,22,667	1,53,394
Total value of Glass and Glassware—										
United Kingdom (*including* Channel Islands)	—	—	—	—	—	47,581	58,905	46,220	36,761	37,929
Aden and Dependencies	—	—	—	—	—	4,679	3,072	3,077	5,200	7,531
Bahrein Islands	—	—	—	—	—	18,225	4,302	7,131	5,916	6,445
Ceylon (*excluding* Maldives)	—	—	—	—	—	11,702	6,780	5,878	6,070	4,875
Straits Settlements	—	—	—	—	—	34,304	10,949	4,249	4,085	1,490
Federated Malay States	—	—	—	—	—	33,895	8,770	8,161	3,103	1,487
Zanzibar and Pemba	—	—	—	—	—	6,110	4,195	2,155	1,945	1,668
Kenya Colony	—	—	—	—	—	26,709	18,135	9,573	5,907	6,636
Anglo-Egyptian Sudan	—	—	—	—	—	4,510	11,205	..	640	5,760
Mauritius and Dependencies	—	—	—	—	—	19,176	6,643	8,791	5,081	8,831
Seychelles	—	—	—	—	—	4,575	6,029	4,804	4,260	3,427
Other British Possessions	—	—	—	—	—	10,220	6,295	4,401	6,163	7,128
TOTAL BRITISH EMPIRE	—	—	—	—	—	2,22,456	1,41,431	1,04,440	84,206	91,519
Germany	—	—	—	—	—	1,080	8,175	3,607	2,153	1,280
Netherlands	—	—	—	—	—	170	1,225	201	..	16,308
France	—	—	—	—	—	8,695	2,348	..	308	50
Italy	—	—	—	—	—	8,600	330	818	824	7,640
Muskat Territory and Trucial Oman	—	—	—	—	—	6,978	4,057	4,297	4,351	4,821

No. 12—*continued*

ARTICLES, AND COUNTRIES OF FINAL DESTINATION; ALSO SHARE OF EACH PROVINCE	QUANTITY					VALUE				
	1929-30	1930-31	1931-32	1932-33	1933-34	1929-30	1930-31	1931-32	1932-33	1933-34
Glass and Glassware—*concluded*						R	R	R	R	R
Total value of glass and glassware—concld.										
Other Native States in Arabia	—	—	—	—	—	25,766	23,416	6,334	18,452	9,412
Iraq	—	—	—	—	—	23,215	9,690	10,713	9,718	6,640
Persia	—	—	—	—	—	75,014	21,096	19,415	21,133	17,585
Japan	—	—	—	—	—	1,875	7,846	4,615	1,936	10,791
Portuguese East Africa	—	—	—	—	—	10,010	8,046	7,077	7,999	7,848
United States of America—										
Vid Atlantic Coast	—	—	—	—	—	2,637	5,930	9,411	3,372	8,720
„ Pacific „	—	—	—	—	—	..	175	..	..	..
Other Foreign Countries	—	—	—	—	—	5,212	2,937	3,851	9,231	8,118
TOTAL FOREIGN COUNTRIES	—	—	—	—	—	1,66,323	95,568	70,716	78,947	93,054
Share of Bengal	—	—	—	—	—	*12,219*	*6,731*	*10,874*	*5,346*	*30,831*
„ *Bombay*	—	—	—	—	—	*2,89,070*	*1,78,803*	*1,32,101*	*1,32,911*	*1,35,067*
„ *Sind*	—	—	—	—	—	*6,527*	*10,805*	*5,072*	*4,082*	*7,325*
„ *Madras*	—	—	—	—	—	*75,815*	*32,534*	*20,969*	*14,966*	*6,353*
„ *Burma*	—	—	—	—	—	*5,065*	*8,068*	*6,180*	*5,940*	*5,857*
TOTAL	—	—	—	—	—	3,88,786	2,36,989	1,75,196	1,63,245	1,85,473
Grain, Pulse and Flour—										
Rice not in the husk (I. C)—	Tons	Tons	Tons	Tons	Tons					
TOTAL BRITISH EMPIRE	3	..	..	..	..	875	15	10	..	..
Netherlands	..	..	1,973	..	..	..	..	1,72,900	..	..
Other foreign countries	5	..	..	..	5	800	..	38	77	1,000
TOTAL FOREIGN COUNTRIES	5	..	1,973	..	5	800	..	1,72,938	77	1,000
Share of Bombay	*3*	..	*1,973*	..	*5*	*1,075*	*15*	*1,72,900*	..	*1,000*
„ *Sind*	..	..	..	..	..	..	..	*48*	77	..
TOTAL	8	..	1,973	..	5	1,075	15	1,72,948	77	1,000
Wheat (I. C)—	Tons	Tons	Tons	Tons	Tons					
United Kingdom (*including* Channel Islands)	4,195	..	1,906	..	..	5,03,430	..	1,57,556	..	..
Other British Possessions	9	..	18	..	..	1,453	..	1,050	..	..
TOTAL BRITISH EMPIRE	4,204	..	1,970	..	..	5,04,883	..	1,58,606	..	..
Native States in Arabia other than Muskat Territory and Trucial Oman	36	..	226	..	..	7,345	..	17,302	..	..
Egypt	76	..	..	..	..	9,132	..	..	..	..
Other Foreign Countries	4	..	..	..	..	666	..	..	..	..
TOTAL FOREIGN COUNTRIES	116	..	226	..	..	17,143	..	17,362	..	..
Share of Bombay	*40*	..	*2,205*	..	..	*5,150*	..	*1,75,968*	..	..
„ *Sind*	*4,280*	..	..	..	..	*5,15,876*	..	..	..	..
TOTAL	4,320	..	2,205	..	..	5,22,029	..	1,75,968	..	..
Other sorts (I. C)—	Tons	Tons	Tons	Tons	Tons					
TOTAL BRITISH EMPIRE	..	..	..	3	..	46	..	54	800	175
TOTAL FOREIGN COUNTRIES	..	70	..	..	..	20	6,544	45	40	..

No. 12—*continued*

ARTICLES, AND COUNTRIES OF FINAL DESTINATION; ALSO SHARE OF EACH PROVINCE	QUANTITY					VALUE				
	1929-30	1930-31	1931-32	1932-33	1933-34	1929-30	1930-31	1931-32	1932-33	1933-34
Grain, Pulse and Flour—*continued*						R	R	R	R	R
Other sorts (I. C)—contd.	Tons	Tons	Tons	Tons	Tons					
Share of Bengal	..	..	..	..	..	..	..	*31*	..	..
,, *Bombay*	..	*70*	..	*3*	..	*73*	*6,544*	*67*	*840*	*175*
TOTAL	..	70	..	3	..	73	6,544	99	840	175
Total grain, pulse and flour—	Tons	Tons	Tons	Tons	Tons					
United Kingdom (*including* Channel Islands)	4,195	..	1,966	3	..	5,08,430	..	1,57,766	627	..
Other British Possessions	12	..	13	..	..	2,374	13	1,104	173	175
TOTAL BRITISH EMPIRE	4,207	..	1,979	3	..	5,05,804	13	1,58,870	800	175
Netherlands	..	..	1,973	..	..	..	..	1,72,000	..	..
Native States in Arabia other than Maskat Territory and Trucial Oman	85	69	226	..	..	7,345	6,360	17,362	..	..
Egypt	76	..	..	..	..	6,182	..	..	..	..
Other Foreign Countries	9	1	..	..	5	1,492	184	83	117	1,000
TOTAL FOREIGN COUNTRIES	181	70	2,199	..	5	17,969	6,544	1,93,345	117	1,000
Share of Bengal	..	..	..	..	..	..	..	*31*	..	..
,, *Bombay*	*48*	*70*	*4,178*	*3*	..	*9,897*	*6,559*	*3,49,935*	*840*	*1,175*
,, *Sind*	*4,280*	..	..	..	*5*	*5,13,876*	..	*48*	*77*	..
TOTAL	4,328	70	4,178	3	5	5,23,773	6,559	3,49,015	917	1,175
Gums and Resins—*Arabic (II. D)*—										
Hongkong	2,728	310	310	166	149	76,791	10,500	16,360	2,140	2,420
Commonwealth of Australia	..	400	..	..	..	..	5,890	..	..	..
Other British Possessions	44	115	127	42	42	1,765	5,017	4,330	1,786	1,300
TOTAL BRITISH EMPIRE	2,772	825	437	208	191	78,556	21,317	20,690	3,968	3,820
Germany	1,358	734	51	..	..	49,960	20,227	2,040	..	..
Belgium	9,309	2,553	..	..	..	3,29,916	74,823	..	..	..
France	3,120	364	100	..	24	1,11,574	9,089	1,800	..	245
Greece (*including* Crete)	120	..	..	..	..	3,400	..	..	..	..
China (*exclusive* of Hongkong and Macão)	400	40	..	..	..	10,080	1,040	..	..	..
Japan	297	..	..	..	..	14,208	..	..	..	5
United States of America—										
Mid Atlantic Coast	1,191	409	..	..	..	47,725	10,230	..	..	..
Other Foreign Countries	20	13	16	18	2	725	425	195	425	80
TOTAL FOREIGN COUNTRIES	15,809	4,112	167	18	26	5,79,578	1,16,044	3,935	425	325
Share of Bengal	..	*608*	*3*	..	..	..	*5,809*	*99*	..	..
,, *Bombay*	*18,581*	*4,538*	*601*	*226*	*217*	*6,56,122*	*1,37,841*	*76,625*	*4,293*	*3,944*
TOTAL	18,581	4,938	604	226	217	6,56,122	1,37,841	76,625	4,293	3,944
Benjamin (*II. D*)—	Cwts.	Cwts.	Cwts.	Cwts.	Cwts.					
Aden and Dependencies	1,149	77	8	18	4	13,668	8,615	238	110	81
Ceylon (*excluding* Maldives)	1,151	858	857	668	614	40,235	35,756	35,224	23,460	11,905
Union of South Africa	101	98	70	78	80	7,565	7,965	5,065	2,223	1,350
Other British Possessions	96	49	60	50	29	4,456	2,660	3,162	2,560	1,811
TOTAL BRITISH EMPIRE	2,467	1,082	995	849	736	75,807	51,958	44,111	31,173	19,146

No. 12—*continued*

ARTICLES, AND COUNTRIES OF FINAL DESTINATION; ALSO SHARE OF EACH PROVINCE	QUANTITY					VALUE				
	1929-30	1930-31	1931-32	1932-33	1933-34	1929-30	1930-31	1931-32	1932-33	1933-34
Gums and Resins—						₹	₹	₹	₹	₹
Benjamin (H. D.)—contd.	Cwts.	Cwts.	Cwts.	Cwts.	Cwts.					
Iraq	247	171	188	113	134	9,690	7,145	8,200	5,610	2,829
Other Foreign Countries	101	104	115	93	54	5,372	5,5	5,680	3,170	3,145
TOTAL FOREIGN COUNTRIES	348	275	303	206	188	15,062	12,695	13,880	8,980	5,968
Share of Bombay	*2,844*	*1,357*	*1,298*	*1,015*	*724*	*90,809*	*64,350*	*67,991*	*40,953*	*25,151*
,, *Madras*	*1*	..	..	..	..	*60*	..	..	..	..
TOTAL	2,845	1,357	1,298	1,015	724	90,869	64,350	67,991	40,953	25,151
Olibanum or Frankincense (H. D)—	Cwts.	Cwts.	Cwts.	Cwts.	Cwts.					
United Kingdom (*including* Channel Islands)	586	582	..	72	..	19,956	19,614	..	1,362	..
Ceylon (*excluding* Maldives)	406	308	297	81	88	16,530	12,530	7,166	1,990	1,635
Straits Settlements	1,268	2,272	2,153	2,041	2,060	39,217	41,909	26,286	23,387	25,616
Hongkong	3,637	1,314	3,350	2,659	1,141	1,22,595	39,060	54,470	38,185	22,326
Other British Possessions	404	273	296	407	176	14,480	9,790	8,150	8,580	4,090
TOTAL BRITISH EMPIRE	6,301	4,809	6,096	5,260	3,465	2,12,778	1,22,903	96,072	73,504	53,725
Germany	3,771	2,981	2,124	2,768	2,799	1,36,757	92,561	52,277	63,188	49,136
France	4,119	3,311	3,228	2,178	2,776	1,65,224	1,13,618	77,864	56,431	41,058
Italy (*including* Fiume)	2,400	504	754	662	935	38,439	17,087	14,400	9,865	15,824
Austria	240	125	62	..	..	9,200	3,200	3,500	..	..
Greece (*including* Crete)	1,285	1,538	1,278	2,087	2,089	44,225	57,010	36,732	32,553	34,340
Iraq	401	316	344	229	347	11,690	10,225	9,900	6,725	7,150
Persia	272	289	597	83	70	10,851	8,586	10,680	2,091	1,467
Egypt	2	..	..	2	443	75	..	..	70	6,683
Tunis	140	..	12	25	232	6,800	..	150	1,400	2,600
United States of America—										
Pid Atlantic Coast	1,798	1,200	630	929	2,671	66,327	46,427	20,207	23,980	33,538
Other Foreign Countries	419	283	765	240	279	10,449	7,323	14,482	4,585	3,610
TOTAL FOREIGN COUNTRIES	14,907	10,607	9,794	9,198	13,541	5,50,037	3,56,937	2,40,142	2,00,383	1,95,403
Share of Bombay	*21,208*	*15,416*	*15,350*	*14,488*	*17,006*	*7,62,815*	*4,79,340*	*3,36,214*	*2,73,887*	*2,49,121*
Rosin (H. D)—	Cwts.	Cwts.	Cwts.	Cwts.	Cwts.					
United Kingdom (*including* Channel Islands)	412	..	..	7	..	8,670	..	..	80	..
Mauritius and Dependencies	414	6	20	12	7	6,460	210	442	175	135
Commonwealth of Australia	1,107	1,719	..	..	..	16,200	24,334	..	..	..
Other British Possessions	190	272	173	56	123	4,590	6,469	3,681	1,085	1,557
TOTAL BRITISH EMPIRE	2,130	1,997	203	75	130	35,920	31,013	4,123	1,290	1,692
Java	400	499	..	..	..	7,000	4,500	..	..	..
United States of America—										
Pid Atlantic Coast	..	..	501	..	..	..	..	12,525	..	..
Other Foreign Countries	615	797	346	268	238	9,853	11,758	6,579	4,828	4,538
TOTAL FOREIGN COUNTRIES	1,015	1,296	847	268	238	16,853	16,258	19,104	4,828	4,538
Share of Bengal	*2,545*	*2,476*	..	*3*	*4*	*40,650*	*39,734*	..	*50*	*100*
,, *Bombay*	*600*	*867*	*1,049*	*332*	*364*	*12,125*	*16,532*	*23,227*	*5,958*	*6,130*
,, *Sind*	..	..	..	*8*	..	..	..	..	*80*	..
TOTAL	3,145	3,293	1,049	343	368	52,775	47,266	23,227	6,118	6,230

No. 12—*continued*

ARTICLES, AND COUNTRIES OF FINAL DESTINATION; ALSO SHARE OF EACH PROVINCE	QUANTITY					VALUE				
	1929-30	1930-31	1931-32	1932-33	1933-34	1929-30	1930-31	1931-32	1932-33	1933-34
Gums and Resins—*continued*										
Other sorts (II. D)—	Cwts.	Cwts.	Cwts.	Cwts.	Cwts.	R	R	R	R	R
United Kingdom (*including* Channel Islands)	685	277	515	1,285	584	48,785	24,[illegible]0	42,682	61,957	14,137
Ceylon (*excluding* Maldives)	78	123	67	145	19	5,072	5,560	4,209	5,685	490
Straits Settlements	479	37	41	..	75	9,670	772	1,070	..	1,705
Hongkong	4,260	1,074	3,661	1,439	1,253	1,35,000	[illegible]8,210	1,02,813	46,[illegible]1	38,302
Tanganyika Territory	..	..	..	479	8	..	..	..	5,580	100
Other British Possessions	34	22	17	20	59	1,575	1,015	740	836	2,440
TOTAL BRITISH EMPIRE	5,536	1,533	4,301	3,366	1,998	2,00,111	70,077	1,51,514	1,20,273	57,[illegible]34
Germany	3,909	2,575	544	342	2,653	1,[illegible]0,025	64,889	14,172	11,510	43,916
Netherlands	..	..	263	210	1,478	..	.	5,100	2,100	16,508
Belgium	6,193	4,894	4,084	2,826	5,511	1,20,671	74,[illegible]9	65,302	3[illegible],191	[illegible],180
France	3,305	1,007	1,681	522	2,142	80,856	27,749	25,[illegible]3	6,200	27,622
Italy (*including* Fiume)	375	..	321	44	30	25,360	..	5,930	1,715	750
Persia	19	183	384	30	11	2,[illegible]46	6,859	6,361	1,256	600
Japan	1,059	1,846	1,284	3,208	461	73,107	1,10,[illegible]72	51,854	1,03,166	19,388
United States of America—										
Vid Atlantic Coast	11,942	16,021	9,857	6,721	6,981	6,47,479	3,97,[illegible]42	2,39,541	1,0[illegible],334	1,0[illegible],281
Other Foreign Countries	206	222	138	168	128	10,218	7,180	4,160	2,[illegible]76	3,666
TOTAL FOREIGN COUNTRIES	27,006	26,818	18,456	14,071	19,404	11,52,862	6,90,[illegible]70	4,27,413	2,85,[illegible]28	2,73,498
Share of Bengal	*1*	..	..	..	*2*	*10*	..	*30*	..	*100*
„ *Bombay*	*32,543*	*28,353*	*22,653*	*17,437*	*21,400*	*13,51,963*	*7,60,247*	*5,73,376*	*3,85,301*	*3,26,649*
„ *Sind*	..	..	*104*	..	..	..	..	*3,023*	..	..
TOTAL	32,544	28,351	22,757	17,437	21,402	13,52,973	7,60,247	5,76,427	3 85,3[illegible]1	3,26,749
Total Gums and Resins—	Cwts.	Cwts.	Cwts.	Cwts.	Cwts.					
United Kingdom (*including* Channel Islands)	1,718	945	524	1,382	584	78,251	50,021	43,257	64,[illegible]09	14,137
Aden and Dependencies	1,196	198	106	15	102	14,892	7,[illegible]05	2,125	195	1,[illegible]63
Bahrein Islands	202	108	92	22	72	6,048	3,94[illegible]	3,617	[illegible]90	2,345
Ceylon *excluding* Maldives)	1,672	1,398	1,278	911	647	72,3[illegible]2	5[illegible],305	48,419	32,075	14,790
Straits Settlements	1,836	2,370	2,297	2,054	2,135	53,102	44,681	30,831	28,762	27,411
Hongkong	10,635	2,735	7,321	4,272	2,543	2,34,645	86,770	1,73,643	87,078	57,947
Union of South Africa	106	105	76	86	100	7,835	10,324	5,325	5,[illegible]13	5,[illegible]40
Tanganyika Territory	76	69	94	578	84	3,005	2,779	3,820	8,168	1,770
Commonwealth of Australia	1,107	2,119	..	..	..	16,200	30,134	..	..	..
Other British Possessions	668	201	249	298	158	17,815	5,066	6,573	9,[illegible]15	4,[illegible]55
TOTAL BRITISH EMPIRE	19,236	10,246	12,021	9,718	6,320	6,08,172	2,96,965	3,16,510	2,10,9[illegible]5	1,30,177
Germany	9,082	6,494	2,719	3,110	5,452	3,66,722	1,80,197	63,489	74,608	[illegible],[illegible]52
Netherlands	23	..	263	210	1,478	900	..	5,100	2,100	16,[illegible]02
Belgium	15,543	7,468	4,084	2,847	5,511	4,51,681	1,49,862	65,302	32,481	54,180
France	10,544	4,762	4,959	2,695	4,942	3,66,564	1,50,496	1,14,857	62,721	6[illegible],[illegible]52
Italy (*including* Fiume)	2,835	769	1,075	706	974	1,13,799	19,587	20,330	11,980	10,[illegible]76
Austria	240	125	62	..	..	9,200	3,200	3,560	..	..
Greece (*including* Crete)	1,406	1,538	1,278	2,087	2,000	50,625	37,910	36,722	22,[illegible]59	[illegible],[illegible]42
Iraq	717	767	665	6[illegible]6	514	23,015	22,260	21,580	14,156	10,[illegible]21
Persia	328	501	1,000	123	91	14,600	18,[illegible]65	17,539	3,[illegible]62	2,[illegible]24
Java	573	631	256	95	240	10,670	8,598	2,710	1,[illegible]00	2,[illegible]60
China (*exclusive* of Hongkong and Macao)	400	98	127	94	..	19,000	3,900	1,400	835	..
Japan	1,459	1,846	1,284	3,208	461	91,863	1,10,[illegible]72	51,854	1,03,[illegible]66	14,[illegible]88
Egypt	133	154	156	183	577	3,761	4,[illegible]74	4,780	3,[illegible]35	8,782
Tunis	140	..	12	25	232	6,900	..	150	1,6[illegible]1	2,[illegible]40

No. 12—*continued*

ARTICLES, AND COUNTRIES OF FINAL DESTINATION; ALSO SHARE OF EACH PROVINCE	QUANTITY					VALUE				
	1929-30.	1930-31	1931-32	1932-33	1933-34	1929-30	1930-31	1931-32	1932-33	1933-34
Gums and Resins—*continued*										
Total Gums and Resins—concluded	Cwts.	Cwts.	Cwts.	Cwts.	Cwts.	R	R	R	R	R
United States of America—										
Via Atlantic Coast	14,931	17,010	10,988	7,650	9,652	7,61,631	4,54,690	2,72,273	1,27,314	1,39,816
Other Foreign Countries .	704	408	727	411	343	24,049	11,971	18,359	10,552	8,922
TOTAL FOREIGN COUNTRIES	59,087	48,109	29,567	23,761	33,307	33,14,390	11,92,010	7,04,474	4,79,047	4,79,729
Share of Bengal . .	*2,546*	*2,823*	*3*	*3*	*6*	*40,660*	*35,534*	*120*	*50*	*300*
,, *Bombay* . .	*75,776*	*50,536*	*41,491*	*33,468*	*30,711*	*28,76,842*	*14,53,630*	*10,15,841*	*7,10,122*	*6,09,906*
,, *Sind* . .	..	..	*104*	*8*	..	..	..	*5,023*	*80*	..
,, *Madras* . .	*1*	..	..	..	..	*60*	..	..	..	..
TOTAL .	78,323	53,365	41,598	33,479	39,717	29,17,562	14,89,034	10,20,984	7,10,552	6,10,206
Hardware (*excluding* Cutlery and Electroplated ware) (III, D)—										
United Kingdom (*including* Channel Islands) . .	—	—	—	—	—	5,09,220	4,06,876	5,39,804	5,47,883	6,26,160
Aden and Dependencies .	—	—	—	—	—	21,058	24,757	30,348	24,267	12,421
Bahrein Islands . .	—	—	—	—	—	55,423	12,003	9,800	76,686	25,868
Ceylon (*excluding* Maldives)	—	—	—	—	—	3,87,439	3,40,875	7,36,100	5,96,452	3,07,817
Straits Settlements . .	—	—	—	—	—	71,355	51,139	80,706	1,22,118	1,12,315
Zanzibar and Pemba . .	—	—	—	—	—	20,969	14,780	10,418	9,100	8,446
Kenya Colony . . .	—	—	—	—	—	34,232	42,227	25,325	37,206	29,782
Tanganyika Territory .	—	—	—	—	—	30,988	15,692	10,209	4,791	7,101
Mauritius and Dependencies	—	—	—	—	—	13,181	1,044	1,709	545	370
Seychelles . . .	—	—	—	—	—	13,464	5,828	3,806	4,849	4,642
Commonwealth of Australia	—	—	—	—	—	9,978	3,440	11,652	4,446	3,515
New Zealand . . .	—	—	—	—	—	70	7,717	..	..	..
Other British Possessions .	—	—	—	—	—	6,712	7,954	3,760	8,210	6,693
TOTAL BRITISH EMPIRE	—	—	—	—	—	11,76,084	10,24,422	14,63,727	14,36,653	11,45,130
Norway	—	—	—	—	—	..	..	1,950	26,809	28,374
Denmark	—	—	—	—	—	..	..	..	5,005	3,102
Germany	—	—	—	—	—	3,68,846	3,06,271	2,58,500	1,74,229	83,904
Netherlands . . .	—	—	—	—	—	43,512	57,758	76,881	66,167	53,830
Belgium	—	—	—	—	—	29,032	48,345	79,753	42,751	18,415
France	—	—	—	—	—	37,582	3,276	48,312	58,729	83,049
Italy (*including* Fiume) .	—	—	—	—	—	64,010	61,365	93,295	14,668	8,452
Austria	—	—	—	—	—	..	..	40	80	6,965
Muskat Territory and Trucial Oman . .	—	—	—	—	—	22,543	9,656	9,583	8,477	12,535
Other Native States in Arabia	—	—	—	—	—	41,143	20,872	7,123	9,755	7,857
Iraq	—	—	—	—	—	91,290	35,779	37,382	36,241	64,470
Persia	—	—	—	—	—	1,71,479	54,263	27,551	42,759	72,438
Sumatra	—	—	—	—	—	‖ 36,477	2,105	27,837	819	..
Java	—	—	—	—	—	3,13,163	2,66,238	2,83,278	2,58,042	1,44,350
Siam	—	—	—	—	—	9,049	12,787	974	294	175
China (exclusive of Hongkong and Macao) . . .	—	—	—	—	—	1,919	3,527	9,339	10,758	3,167
Japan	—	—	—	—	—	2,381	1,698	15,045	2,612	7,220
Portuguese East Africa .	—	—	—	—	—	12,216	10,951	4,454	11,632	7,294
United States of America—										
Via Atlantic Coast . .	—	—	—	—	—	75,963	61,018	97,207	1,10,178	66,251
,, Pacific ,, . .	—	—	—	—	—	2,300	3,754	400	..	15
Argentine Republic . .	—	—	—	—	—	..	30	..	..	10,000
Other Foreign Countries .	—	—	—	—	—	4,912	11,388	9,592	11,389	6,966
TOTAL FOREIGN COUNTRIES	—	—	—	—	—	13,28,994	9,68,866	10,88,546	8,91,514	6,88,929

No. 12—*continued*

ARTICLES, AND COUNTRIES OF FINAL DESTINATION; ALSO SHARE OF EACH PROVINCE	QUANTITY					VALUE				
	1929-30	1930-31	1931-32	1932-33	1933-34	1929-30	1930-31	1931-32	1932-33	1933-34
Hardware (*excluding* Cutlery and Electro-Plated ware) (III. D) —*continued*						Rs	Rs	Rs	Rs	Rs
Share of Bengal	—	—	—	—	—	*8,31,816*	*6,95,961*	*13,08,304*	*11,29,613*	*5,67,367*
„ *Bombay*	—	—	—	—	—	*10,36,976*	*6,82,186*	*7,24,951*	*6,60,[illegible]*	*[illegible] 6, 37*
„ *Sind*	—	—	—	—	—	*1,19,824*	*1,16,396*	*1,15,1[illegible]*	*[illegible] 21,687*	*1[illegible],[illegible]*
„ *Madras*	—	—	—	—	—	*2,71,884*	*2,66,184*	*6 15 65[illegible]*	*2 90,[illegible]*	*3 33,631*
„ *Burma*	—	—	—	—	—	*2,26,676*	*1,91,907*	*1,81 65[illegible]*	*[illegible],3 ,016*	*1 60,[illegible]*
TOTAL	—	—	—	—	—	25,08,076	19 02,744	25,52,[illegible]	[illegible] 167	18,31,089
Hides and Skins, raw—	Tons	Tons	Tons	Tons	Tons					
Hides, raw (II. E)—										
United Kingdom (*including* Channel Islands)	..	..	..	..	..	..	..	13,[illegible]	..	..
Share of Sind	..	..	..	..	..	..	..	*13,0[illegible]*	..	..
Skins, raw (II. E)—	Tons	Tons	Tons	Tons	Tons					
United Kingdom (*including* Channel Islands)	202	200	334	207	257	1,03,69,015	99,58,579	80,99,[illegible]	26, 6,747	[illegible],92,2[illegible]
Hongkong	..	..	..	4	3	..	.	..	5,527	8,[illegible]3
Other British Possessions	..	..	..	..	..	..	100	137	45	10
TOTAL BRITISH EMPIRE	202	200	334	211	260	1,01,69,015	99,58,679	81,99,261	[illegible],6 ,[illegible]	[illegible],[illegible],302
Germany	1	1	3	4	..	13,875	25,7[illegible]	62,88[illegible]	11,[illegible]	..
France	1	..	..	..	..	9,996	68,275	3,714	..	3,[illegible]
Iraq	..	..	..	..	..	10,125	..	..	..	..
China (*exclusive of* Hongkong and Macao)	3	9	16	6	..	17,049	[illegible] 40[illegible]	19,15[illegible]	[illegible]	1,172
United States of America—										
Vid Atlantic Coast	4	1	12	4	2	1,16,459	61,100	4,15,[illegible]16	1,07,744	5,[illegible]0
Other Foreign Countries	..		..	1	..	..	..		3,[illegible]70	..
TOTAL FOREIGN COUNTRIES	9	11	31	15	2	1,67,501	1,64,525	5,00,770	1,[illegible],[illegible]87[illegible]	6,[illegible]2
Share of Bengal	..	.. 9	*13*	*14*	*8*	*1,437*	*45,788*	*4,[illegible]81*	*16,571*	*10,570*
„ *Bombay*	*211*	*201*	*306*	*161*	*100*	*1,06,35,082*	*1,00,81,877*	*82,7[illegible],9 1*	*23,31,[illegible]76*	*1[illegible],79,518*
„ *Sind*	..	..	*46*	*71*	*154*	..	..	*3,22,179*	*4,32,731*	*[illegible],27,716*
„ *Madras*	..	*1*	..	..	..	..	*28,158*	..	..	..
TOTAL	211	211	365	226	262	1,07,36,519	1,01,53,204	86,00,031	27,71,[illegible]79	22,[illegible],2[illegible]6
Horns, tips and pieces of Horn (II. S)—	Cwts.	Cwts.	Cwts.	Cwts.	Cwts.					
TOTAL BRITISH EMPIRE	4	3	1	..	..	510	330	1,200	.	..
China (*exclusive of* Hongkong and Macao)	..	..	..	..	..	..	..	..	..	..
Share of Bengal	..	..	..	..	..	..	*300*	..	..	..
„ *Bombay*	*4*	*3*	*1*	..	..	*510*	*30*	*1,200*	..	..
TOTAL	4	3	1	..	..	510	330	1,200	..	..
Instruments, Apparatus and Appliances, and parts thereof—										
Electrical (III. F)—										
United Kingdom (*including* Channel Islands)	—	..	—	—	—	2,91,019	1,[illegible]6,[illegible]16	1,09,716	1,[illegible]6,3 [illegible]	[illegible]4,[illegible]4[illegible]
Bahrein Islands	—	—	—	—	—	11,110	24,1[illegible]0	6,831	5,[illegible]	6,6 [illegible]
Ceylon (*exclusive* Maldives)	—	—	—	—	—	41,018	45,790	24,781	17,[illegible]75	15,8 [illegible]

No. 12—*continued*

ARTICLES, AND COUNTRIES OF FINAL DESTINATION; ALSO SHARE OF EACH PROVINCE	QUANTITY					VALUE				
	1929-30	1930-31	1931-32	1932-33	1933-34	1929-30	1930-31	1931-32	1932-33	1933-34
						R	R	R	R	R
Instruments, Apparatus, and Appliances, and parts thereof—*continued*										
***Electrical (III. F)*—continued**										
Straits Settlements	—	—	—	—	—	9,514	3,121	20,204	670	3,554
Hongkong	—	—	—	—	—	..	187	6,792	3,392	5,098
Zanzibar and Pemba	—	—	—	—	—	..	..	..	5,314	719
Kenya Colony	—	—	—	—	—	8,093	3,227	4,413	3,362	4,055
Other British Possessions	—	—	—	—	—	9,504	5,540	2,802	4,517	3,397
TOTAL BRITISH EMPIRE	—	—	—	—	—	3,70,553	2,08,279	1,72,049	2,37,093	1,27,219
Germany	—	—	—	—	—	36,517	36,345	5,061	8,713	26,029
Netherlands	—	—	—	—	—	3,165	24,726	21,746	1,370	4,106
Belgium	—	—	—	—	—	535	13,800	1,980	217	26,947
Italy (*including* Fiume)	—	—	—	—	—	10,527	9,233	3,295	1,686	25,000
Czechoslovakia	—	—	—	—	—	106	5,865	1,040	..	1,200
Maskat Territory and Trucial Oman	—	—	—	—	—	626	965	7,703	576	728
Iraq	—	—	—	—	—	30,168	18,322	11,873	4,888	12,646
Persia	—	—	—	—	—	26,680	14,443	7,802	6,469	5,647
Fr. Indo-China	—	—	—	—	—	..	..	..	9,817	..
United States of America—Vid Atlantic Coast	—	—	—	—	—	3,907	39,834	1,20,668	30,820	24,195
„ Pacific „	—	—	—	—	—	..	6,050	..	800	150
Other Foreign Countries	—	—	—	—	—	15,518	10,712	11,213	10,203	10,201
TOTAL FOREIGN COUNTRIES	—	—	—	—	—	1,37,749	1,79,845	1,92,381	75,559	1,38,849
Share of Bengal	—	—	—	—	—	*2,27,151*	*1,51,775*	*1,40,153*	*1,95,667*	*1,12,518*
„ *Bombay*	—	—	—	—	—	*2,05,121*	*2,01,339*	*1,31,460*	*73,501*	*1,12,491*
„ *Sind*	—	—	—	—	—	*12,762*	*9,601*	*5,129*	*17,897*	*19,131*
„ *Madras*	—	—	—	—	—	*17,497*	*12,988*	*8,403*	*8,526*	*10,912*
„ *Burma*	—	—	—	—	—	*32,731*	*12,421*	*76,256*	*17,061*	*11,020*
TOTAL	—	—	—	—	—	4,95,302	3,88,124	3,64,430	3,12,052	2,66,068
***Musical (III. D)*—**										
Talking machines and accessories—										
United Kingdom (*including* Channel Islands)	—	—	—	—	—	20,881	1,45,269	91,007	31,703	30,383
Ceylon (*excluding* Maldives)	—	—	—	—	—	2,831	4,406	2,867	4,153	18,584
Straits Settlements	—	—	—	—	—	2,856	2,400	4,426	8,677	2,086
Kenya Colony	—	—	—	—	—	4,880	150	5,605	17,204	..
Other British Possessions	—	—	—	—	—	4,844	763	6,922	9,339	1,555
TOTAL BRITISH EMPIRE	—	—	—	—	—	36,292	1,52,988	1,10,827	71,256	52,608
Germany	—	—	—	—	—	3,240	18,034	1,806	195	375
United States of America—										
Vid Atlantic Coast	—	—	—	—	—	250	50	16,347	65	770
Other Foreign Countries	—	—	—	—	—	5,166	3,640	3,746	2,754	4,318
TOTAL FOREIGN COUNTRIES	—	—	—	—	—	8,656	21,724	21,989	3,014	5,463
Share of Bengal	—	—	—	—	—	*14,469*	*98,366*	*76,338*	*2,455*	*2,557*
„ *Bombay*	—	—	—	—	—	*18,442*	*88,343*	*27,708*	*67,769*	*10,733*
„ *Sind*	—	—	—	—	—	*7,017*	*1,707*	*1,985*	*1,344*	*1,769*
„ *Madras*	—	—	—	—	—	*488*	*10,011*	*22,342*	*12,948*	*26,754*
„ *Burma*	—	—	—	—	—	*6,535*	*6,350*	*4,338*	*9,751*	*11,319*
TOTAL	—	—	—	—	—	44,948	1,74,712	1,32,816	74,270	53,071

No. 12—*continued*

ARTICLES, AND COUNTRIES OF FINAL DESTINATION; ALSO SHARE OF EACH PROVINCE	QUANTITY					VALUE				
	1929-30	1930-31	1931-32	1932-33	1933-34	1929-30	1930-31	1931-32	1932-33	1933-34
						R	R	R	R	R
Instruments, Apparatus, and Appliances, and parts thereof—*continued*										
***Musical (III. D)*—continued**										
Other sorts—										
United Kingdom (*including* Channel Islands)	—	—	—	—	—	21,946	21,911	51,243	26,776	20,754
Ceylon (*excluding* Maldives)	—	—	—	—	—	13,248	21,335	4,809	3,552	14,063
Straits Settlements	—	—	—	—	—	5,166	1,625	645	90	125
Union of South Africa	—	—	—	—	—	1,470	7,854	6,850	7,787	6,303
Other British Possessions	—	—	—	—	—	6,555	2,404	6,850	4,702	3,442
TOTAL BRITISH EMPIRE	—	—	—	—	—	48,387	54,829	69,397	42,909	45,484
United States of America—*Vid* Atlantic Coast	—	—	—	—	—	0,507	2,354	4,323	3,212	1,978
Other Foreign Countries	—	—	—	—	—	6,905	8,130	5,336	9,883	3,758
TOTAL FOREIGN COUNTRIES	—	—	—	—	—	16,512	10,484	9,659	13,095	5,736
Share of Bengal	—	—	—	—	—	*23,618*	*18,168*	*27,769*	*11,444*	*19,618*
,, *Bombay*	—	—	—	—	—	*33,268*	*19,889*	*37,151*	*37,018*	*19,383*
,, *Sind*	—	—	—	—	—	*1,900*	*2,077*	*1,758*	*1,991*	*850*
,, *Madras*	—	—	—	—	—	*2,698*	*2,669*	*3,793*	*4,647*	*13,298*
,, *Burma*	—	—	—	—	—	*4,519*	*28,560*	*6,892*	*994*	*2,906*
TOTAL	—	—	—	—	—	64,899	65,318	79,064	56,004	60,130
***Optical (III. D)*—**										
United Kingdom (*including* Channel Islands)	—	—	—	—	—	1,604	8,037	1,088	2,966	813
Other British Possessions	—	—	—	—	—	1,068	660	72	218	1,260
TOTAL BRITISH EMPIRE	—	—	—	—	—	2,672	9,297	1,156	3,204	2,073
Germany	—	—	—	—	—	2,116	490	5,823	3,617	..
Other Foreign Countries	—	—	—	—	—	3,131	792	973	575	3,623
TOTAL FOREIGN COUNTRIES	—	—	—	—	—	5,247	1,282	6,596	4,992	3,623
Share of Bengal	—	—	—	—	—	*1,127*	*7,731*	*6,481*	*2,926*	..
,, *Bombay*	—	—	—	—	—	*4,433*	*2,220*	*2,015*	*4,117*	*4,944*
,, *Sind*	—	—	—	—	—	—	*40*	*40*	..	..
,, *Madras*	—	—	—	—	—	*2,199*	*473*	*900*	*1,434*	*750*
,, *Burma*	—	—	—	—	—	..	*100*	..	..	..
TOTAL	—	—	—	—	—	7,919	10,579	7,753	7,196	5,694
***Photographic (III. D)*—**										
United Kingdom (*including* Channel Islands)	—	—	—	—	—	22,221	31,8.0	43,666	48,943	53,987
Ceylon (*excluding* Maldives)	—	—	—	—	—	17,022	20,111	96,488	1,64,322	1,47,189
Straits Settlements	—	—	—	—	—	96,456	1,29,060	56,866	1,06,545	80,764
Hongkong	—	—	—	—	—	..	..	12,513	6,063	10,801
Zanzibar and Pemba	—	—	—	—	—	..	7,010	8,000	13,708	27,702
Kenya Colony	—	—	—	—	—	8,627	6,309	8,676	8,075	7,165
Mauritius and Dependencies	—	—	—	—	—	..	7,110	—	..	..
Other British Possessions	—	—	—	—	—	1,575	1,714	2,220	456	617
TOTAL BRITISH EMPIRE	—	—	—	—	—	1,54,201	1,03,134	2,37,215	3,44,997	3,29,175

No. 12—*continued*

ARTICLES, AND COUNTRIES OF FINAL DESTINATION; ALSO SHARE OF EACH PROVINCE	QUANTITY					VALUE				
	1929-30	1930-31	1931-32	1932-33	1933-34	1929-30	1930-31	1931-32	1932-33	1933-34
						R	R	R	R	R
Instruments, Apparatus, and Appliances, and parts thereof—*continued*										
Photographic (III-D)—contd.										
Germany	—	—	—	—	—	24,773	30,803	22,930	14,865	32,154
France	—	—	—	—	—	11,496	5,845	21,400	7,346	6,535
Persia	—	—	—	—	—	1,095	7,727	50	470	308
Japan	—	—	—	—	—	5,349	800	2,250	500	250
Portuguese East Africa	—	—	—	—	—	..	..	..	6,738	270
United States of America—										
Vid Atlantic Coast	—	—	—	—	—	72,293	80,337	1,08,887	53,380	88,481
" Pacific "	—	—	—	—	—	..	18,367	27,250	2,496	133
Other Foreign Countries	—	—	—	—	—	6,802	11,141	7,015	5,445	7,712
TOTAL FOREIGN COUNTRIES	—	—	—	—	—	1,21,808	1,54,520	1,89,282	91,220	1,30,843
Share of Bengal	—	—	—	—	—	*26,025*	*22,176*	*21,344*	*23,867*	*65,678*
" *Bombay*	—	—	—	—	—	*90,733*	*1,04,594*	*2,48,623*	*1,62,745*	*1,80,816*
" *Sind*	—	—	—	—	—	*3,025*	*2[illegible],895*	*12,227*	*4,275*	*14,244*
" *Madras*	—	—	—	—	—	*59,863*	*55,297*	*62,836*	*1,67,001*	*1,47,306*
" *Burma*	—	—	—	—	—	*76,363*	*1,48,692*	*71,467*	*77,939*	*50,979*
TOTAL	—	—	—	—	—	2,56,009	3,57,654	4,16,497	4,35,827	4,59,018
Other kinds (III. D)—										
United Kingdom (*including* Channel Islands)	—	—	—	—	—	93,054	1,34,501	1,68,416	77,954	1,15,418
Ceylon (*excluding* Maldives)	—	—	..	—	—	17,660	17,610	11,620	34,422	11,377
Straits Settlements	—	—	—	—	—	12,656	2,699	4,818	17,187	7,195
Commonwealth of Australia	—	—	—	—	—	1,000	1,800	13,989	4,234	..
Other British Possessions	—	—	—	—	—	8,100	8,440	10,909	9,052	7,462
TOTAL BRITISH EMPIRE	—	—	—	—	—	1,32,479	1,65,056	2,09,752	1,42,849	1,41,447
Sweden	—	—	—	—	—	..	1,690	350	7,810	10,300
Denmark	—	—	—	—	—	..	12,000	..	..	200
Germany	—	—	—	—	—	11,525	14,432	31,788	37,805	11,638
Netherlands	—	—	—	—		25,063	15,192	1,735	..	1,800
Belgium	—	—	—	—	—	1,686	2,531	4,435	5,199	1,010
Italy (*including* Fiume)	—	—	—	—	—	4,600	1[illegible],552	2,425	930	1,220
Iraq	—	—	—	—	—	8,376	6,842	462	871	7,818
Persia	—	—	—	—	—	9,164	14,518	649	3,856	2,401
Java	—	—	—	—	—	..	..	..	10,000	..
United States of America—										
Vid Atlantic Coast	—	—	—	—	—	21,830	24,976	77,950	63,828	34,131
" Pacific "	—	—	—	—	—	..	..	125	..	..
Other Foreign Countries	—	—	—	—	—	7,831	4,321	8,656	7,407	2,805
TOTAL FOREIGN COUNTRIES	—	—	—	—	—	90,075	1,09,054	1,28,575	1,37,706	73,353
Share of Bengal	—	—	—	—	—	*72,739*	*1,10,357*	*2,11,3[illegible]0*	*56,437*	*1,12,667*
" *Bombay*	—	—	—	—	—	*1,05,632*	*1,16,4[illegible]9*	*78,061*	*39,847*	*65,586*
" *Sind*	—	—	—	—	—	*4,011*	*6,978*	*5,615*	*40,246*	*12,239*
" *Madras*	—	—	—	—	—	*17,356*	*10,817*	*18,187*	*32,688*	*7,649*
" *Burma*	—	—	—	—	—	*23,916*	*27,999*	*25,134*	*31,337*	*13,639*
TOTAL	—	—	—	—	—	2,22,554	2,73,110	3,38,327	2,80,555	2,14,800

No. 12—*continued*

ARTICLES, AND COUNTRIES OF FINAL DESTINATION; ALSO SHARE OF EACH PROVINCE	QUANTITY					VALUE				
	1929-30	1930-31	1931-32	1932-33	1933-34	1929-30	1930-31	1931-32	1932-33	1933-34
Instruments, Apparatus, and Appliances, and parts thereof—*concluded*						R	R	R	R	R
Total value of Instruments, Apparatus, and Appliances, and parts thereof—										
United Kingdom (*including* Channel Islands)	—	—	—	—	—	4,51,537	4,66,462	4,62,622	3,84,784	3 15,147
Bahrein Islands	—	—	—	—	—	12,809	26,581	7,741	7,003	7,186
Ceylon (*excluding* Maldives)	—	—	—	—	—	92,407	1,09,418	1,40,575	2,24,374	2 02 726
Straits Settlements	—	—	—	—	—	1,16,648	1, 8,905	86,948	1,81,297	98,744
Federated Malay States	—	—	—	—	—	5,865	1 264	4,981	266	1,119
Hongkong	—	—	—	—	—	140	447	20,994	8,865	17,099
Union of South Africa	—	—	—	—	—	8,681	11,025	6,400	10,548	8,920
Zanzibar and Pemba	—	—	—	—	—	1,159	7,665	9,531	21,000	28,091
Kenya Colony	—	—	—	—	—	23,847	11,624	21,694	31,981	13,940
Tanganyika Territory	—	—	—	—	—	6,870	1,159	4,475	4,2 3	400
Mauritius and Dependencies	—	—	—	—	—	2,300	8,400	72	2,295	600
Commonwealth of Australia	—	—	—	—	—	1,650	2,800	14,659	6,109	33
Other British Possessions	—	—	—	—	—	6,911	6,083	8,767	9,206	4,669
TOTAL BRITISH EMPIRE	—	—	—	—	—	7,24,844	7,93,583	7,90,395	8 41,918	6,95 006
Sweden	—	—	—	—	—	..	2,572	450	11,685	12,800
Denmark	—	—	—	—	—	..	12,000	500	165	300
Germany	—	—	—	—	—	79,101	1,08,599	66,700	66,486	70,2 6
Netherlands	—	—	—	—	—	28,278	39,0 8	24,444	1,370	7,206
Belgium	—	—	—	—	—	2,648	16,38	6,870	6,036	20,088
France	—	—	—	—	—	19,689	15,361	27,361	11 941	8,340
Switzerland	—	—	—	—	—	2,950	300	7,008	150	100
Italy (*including* Fiume)	—	—	—	—	—	15,427	2,35	6,115	5 816	27,435
Czechoslovakia	..	..	..	..	..	446	5,868	1,690	..	1,200
Maskat Territory and Trucial Oman	—	—	—	—	—	1,586	3,108	7,708	4,2 9	1,845
Iraq	—	—	—	—	—	41,332	26,429	14,295	6,559	23 062
Persia	—	—	—	—	—	37,849	36,8 5	9,926	10,962	9,626
Java	—	—	—	—	—	2,607	2,537	3, 00	1 ,174	300
Siam	—	—	—	—	—	10,519	830	680	60	920
Fr. Indo-China	—	—	—	—	—	..	850	1,000	9,817	..
Japan	—	—	—	—	—	8,839	3,927	4,000	3,955	6,642
Portuguese East Africa	—	—	—	—	—	1,905	2,807	5,186	11, 60	1,675
United States of America—Pacific Coast	—	—	—	—	—	1,07, 07	1,17 23	3,27,675	1,5 ,285	1,46,852
,, Pacific ,,	—	—	—	—	—	..	24,617	27,375	3,296	343
Other Foreign Countries	—	—	—	—	—	8,987	9,094	4,765	7,759	10,762
TOTAL FOREIGN COUNTRIES	—	—	—	—	—	3,70,047	4,7 , 09	3,46,684	3 24,9 6	3 57 766
Share of Bengal	—	—	—	—	—	*3,66,034*	*4,09,07 -*	*6,42,670*	*3, 1,9 -*	*3,06,477*
,, *Bombay*	—	—	—	—	—	*4,80,430*	*5,02,499*	*5,23,929*	*6,15,017*	*3,9 ,957*
,, *Sind*	—	—	—	—	—	*37,396*	*47,10 -*	*26,756*	*45 643*	*48,193*
,, *Madras*	—	—	—	—	—	*1,60,998*	*9 ,2 0*	*2,16,789*	*2,27,144*	*2 09 79?*
,, *Burma*	—	—	—	—	—	*3,41,816*	*2,15,1 2*	*2,55,276*	*1,37 685*	*1,09,462*
TOTAL	—	—	—	—	—	10,94,681	12,69,49	18,38,879	11,66,90	10,52, 71
Ivory—										
Unmanufactured (II. 8)—	Lbs.	Lbs.	Lbs.	Lbs.	Lbs.					
United Kingdom (*excluding* Channel Islands)	2,652	1,051	78	3,951	2,362	17,927	6,08	356	17,755	8,914
Hongkong	3,366	3,508	4,708	5,231	5,206	18,210	1 ,700	28,240	21,440	21 6 3
Other British Possessions	137	..	..	472	..	2,000	..	..	2,440	..
TOTAL BRITISH EMPIRE	6,155	4,559	4,786	9,654	7,567	3 ,137	8,7 8	28 , 0	31 ,6 5	30 ,7 7
Japan	6,341	2,872	392	233	..	26,57	17, 65	2,000	1,135	..
Other Foreign Countries	959	..	..	56	..	6,000		..	300	..
TOTAL FOREIGN COUNTRIES	7,300	2,872	392	289	..	44,570	17,165	2,000	1,435	..
Share of Bombay	*13,456*	*7,731*	*5,178*	*9 ,1*	*7,567*	*79,707*	*8 ,866*	*30,648*	*33,040*	*30, 7*

No. 12—*continued*

ARTICLES, AND COUNTRIES OF FINAL DESTINATION; ALSO SHARE OF EACH PROVINCE	QUANTITY					VALUE				
	1929-30	1930-31	1931-32	1932-33	1933-34	1929-30	1930-31	1931-32	1932-33	1933-34
Ivory—*continued*	Lbs.	Lbs.	Lbs.	Lbs.	Lbs.	R	R	R	R	R
Manufactured (III. U)—										
United Kingdom (*including* Channel Islands)	—	—	—	—	—	6,535	161	582	..	1,500
Other British Possessions	—	—	—	—	—	620	..	243	220	3,500
TOTAL BRITISH EMPIRE	—	—	—	—	—	7,155	161	825	220	5,000
United States of America—										
Viâ Atlantic Coast	—	—	—	—	—	900	33,512	..	..	..
Other Foreign Countries	—	—	—	—	—	..	750	1,004	..	35
TOTAL FOREIGN COUNTRIES	—	—	—	—	—	900	34,262	1,004	..	35
Share of Bengal	—	—	—	—	—	*1,520*	*33,512*	*1,004*	..	..
" *Bombay*	—	—	—	—	—	*6,535*	*791*	*825*	*220*	5,035
" *Madras*	—	—	—	—	—	..	*100*	..	..	..
" *Burma*	—	—	—	—	—	..	*20*	..	..	..
TOTAL	—	—	—	—	—	8,055	34,423	1,829	220	5,035
Total value of Ivory	—	—	—	—	—	87,762	70,378	32,477	53,300	35,432
Jewellery (*excluding* imitation Jewellery and precious stones and pearls, unset), also Plate of Gold and Silver—										
Jewellery (III. U)—										
United Kingdom (*including* Channel Islands)	—	—	—	—	—	39,711	45,035	40,314	2,986	10,222
Bahrein Islands	—	—	—	—	—	16,000	1,500	..	..	..
Other British Possessions	—	—	—	—	—	5,398	6,481	3,885	3,500	—
TOTAL BRITISH EMPIRE	—	—	—	—	—	61,109	53,016	44,199	6,486	10,222
Germany	—	—	—	—	—	5,263	..	..	..	395
Maskat Territory and Trucial Oman	—	—	—	—	—	9,200	..	2,180	..	2,600
United States of America—										
Viâ Atlantic Coast	—	—	—	—	—	208	16,990	..	236	..
Other Foreign Countries	—	—	—	—	—	80	4,252	—	..	3,600
TOTAL FOREIGN COUNTRIES	—	—	—	—	—	14,751	21,242	2,180	236	6,595
Share of Bengal	—	—	—	—	—	*18,723*	*56,275*	*31,984*	*3,786*	*1,270*
" *Bombay*	—	—	—	—	—	*42,870*	*13,771*	*6,770*	*2,136*	*7,400*
" *Sind*	—	—	—	—	—	..	*3,600*	..	..	*6,395*
" *Madras*	—	—	—	—	—	*240*	*612*	*2,745*	*800*	*857*
" *Burma*	—	—	—	—	—	*14,027*	..	*4,880*	..	*865*
TOTAL	—	—	—	—	—	75,860	74,258	46,379	6,722	16,817
Plate of Gold and Silver (III. U)—										
United Kingdom (*including* Channel Islands)	—	—	—	—	—	1,50,382	2,39,064	2,31,927	1,74,930	1,24,756
Ceylon (*excluding* Maldives)	—	—	—	—	—	3,743	315	5,384	3,000	1,660
Commonwealth of Australia	—	—	—	—	—	2,250	5,300	1,950	141	..
Other British Possessions	—	—	—	—	—	964	3,511	7,230	8,007	5,599
TOTAL BRITISH EMPIRE	—	—	—	—	—	1,57,339	2,48,190	2,46,491	1,86,078	1,32,015

No. 12—*continued*

ARTICLES, AND COUNTRIES OF FINAL DESTINATION; ALSO SHARE OF EACH PROVINCE	QUANTITY					VALUE				
	1929-30	1930-31	1931-32	1932-33	1933-34	1929-30	1930-31	1931-32	1932-33	1933-34
Jewellery (*excluding* imitation Jewellery and precious stones and pearls, unset), also Plate of Gold and Silver—*continued*						R	R	R	R	R
Plate of Gold and Silver (III. U)—continued										
Germany	—	—	—	—	—	..	..	..	..	5,000
France	—	—	—	—	—	29,200	4,150	17,453	..	..
Maskat Territory and Trucial Oman	—	—	—	—	—	..	..	..	..	8,000
United States of America—										
Vid Atlantic Coast	—	—	—	—	—	5,957	918	8,100	820	148
„ Pacific „	—	—	—	—	—	1,800	150	..	..	..
Other Foreign Countries	—	—	—	—	—	9,775	5,315	3,795	8,456	1,075
TOTAL FOREIGN COUNTRIES	—	—	—	—	—	46,732	10,533	29,348	9,276	14,223
Share of Bengal	—	—	—	—	—	*7,081*	*38,859*	*20,250*	*10,817*	*10,955*
„ *Bombay*	—	—	—	—	—	*1,58,211*	*1,61,661*	*1,93,021*	*1,12,627*	*97,2[illegible]0*
„ *Sind*	—	—	—	—	—	*7,560*	*20,440*	*9,967*	*17,334*	*22,970*
„ *Madras*	—	—	—	—	—	*24,102*	*15,835*	*23,026*	*20,664*	*1,650*
„ *Burma*	—	—	—	—	—	*7,117*	*21,9[illegible]8*	*29,575*	*33,412*	*7,443*
TOTAL	—	—	—	—	—	2,04,071	2,58,7[illegible]3	2,75,839	1,95,354	1,46,[illegible]38
Total value of Jewellery, also Plate of Gold and Silver	—	—	—	—	—	2,79,931	3,32,981	3,22,218	2,02,076	1,63,055
Leather—										
Hides, tanned or dressed (III. I)—	Tons	Tons	Tons	Tons	Tons					
TOTAL BRITISH EMPIRE	8	..	..	..	..	1,350	715	3,500	80	..
TOTAL FOREIGN COUNTRIES	..	..	..	..	..	..	..	..	..	..
Share of Bengal	..	..	..	..	..	..	..	..	*80*	..
„ *Bombay*	..	..	..	..	..	..	*715*	*3,500*	..	..
„ *Burma*	*8*	..	..	..	..	*1,350*	..	..	..	..
TOTAL	8	..	..	..	..	1,350	715	3,500	80	..
Skins, tanned or dressed (III. I)—	Tons	Tons	Tons	Tons	Tons					
United Kingdom (*including* Channel Islands)	9	25	1	..	..	2,28,424	3,87,647	8,650	..	4,000
Other British Possessions	..	..	..	..	..	174	..	..	700	..
TOTAL BRITISH EMPIRE	9	25	1	..	..	2,28,598	3,87,647	8,650	700	4,000
Germany	..	1	..	..	..	..	44,000	4,240	..	700
France	..	..	..	..	..	2,925	11,400	..	..	..
Italy (*including* Fiume)	..	..	..	..	..	6,000	..	..	..	1,250
United States of America—										
Vid Atlantic Coast	..	3	..	..	..	32,370	1,25,792	290	..	2,490
Other Foreign Countries	..	..	..	..	..	4,200	4,000	800	2,570	2,030
TOTAL FOREIGN COUNTRIES	..	4	..	..	..	45,495	1,85,192	5,330	2,570	6,470
Share of Bengal	..	..	..	..	..	*1,350*	..	*6,240*	..	..
„ *Bombay*	..	..	*1*	..	..	*4,300*	..	*5,450*	*3,270*	*1,470*
„ *Sind*	*9*	*29*	..	..	..	*2,67,744*	*5,72,839*	*2,290*	..	..
„ *Madras*	..	..	..	..	..	*174*	..	..	..	..
„ *Burma*	..	..	..	..	..	*8*	..	..	..	..
TOTAL	9	29	1	..	..	2,74,098	5,72,839	13,980	3,270	10,470

No. 12– *continued*

ARTICLES, AND COUNTRIES OF FINAL DESTINATION; ALSO SHARE OF EACH PROVINCE	QUANTITY					VALUE				
	1929-30	1930-31	1931-32	1932-33	1933-34	1929-30	1930-31	1931-32	1932-33	1933-34
						R	R	R	R	R
Leather—*continued*										
***Skins, tanned or dressed (III. I)*—contd.**										
Unenumerated (III. I)—	Cwts.	Cwts.	Cwts.	Cwts.	Cwts.					
Hongkong	7	..	..	..	20	6,250	..	..	..	1,035
Kenya Colony	..	40	36	38	51	..	4,350	5,245	3,630	4,850
Other British Possessions	9	26	17	23	2	3,405	4,057	4,196	3,427	659
TOTAL BRITISH EMPIRE	16	66	58	56	73	9,655	9,307	9,441	7,057	6,544
Persia	10	11	7	19	..	3,725	7,917	4,055	4,101	..
Other Foreign Countries	7	12	27	28	159	4,974	3,101	4,020	1,879	10,242
TOTAL FOREIGN COUNTRIES	17	23	34	47	159	8,699	11,018	8,075	5,980	10,242
Share of Bengal	*5*	*20*	*8*	*10*	*73*	*2,916*	*3,997*	*3,902*	*502*	*5,152*
,, *Bombay*	*25*	*69*	*78*	*82*	*141*	*12,910*	*16,328*	*13,220*	*10,635*	*10,075*
,, *Sind*	..	..	*1*	*11*	*18*	..	..	*394*	*1,900*	*1,559*
,, *Madras*	..	..	..	..	..	*316*	..	..	..	..
,, *Burma*	3	..	..	..	..	*2,313*	..	..	..	..
TOTAL	33	89	87	103	232	18,354	20,325	17,516	13,037	16,786
***Manufactures* (excluding *Boots and Shoes*) (*III. I*)—**										
United Kingdom (*including* Channel Islands)	—	—	..	—	—	88,989	45,719	39,031	18,825	36,853
Ceylon (*excluding* Maldives)	—	—	—	—	—	4,393	5,886	6,362	2,090	3,468
Hongkong	—	—	—	—	—	4,068	..	7,050	..	3,780
Kenya Colony	—	—	—	—	—	4,195	5,922	10,781	2,960	..
Other British Possessions	—	—	—	—	—	4,375	2,835	2,012	3,376	2,177
TOTAL BRITISH EMPIRE	—	—	—	—	—	1,06,615	60,362	65,236	27,241	46,278
Germany	—	—	—	—	—	1,196	9,496	10,768	167	..
Belgium	—	—	—	—	—	..	2,039	10,648	..	..
Persia	—	—	—	—	—	6,705	1,158	900	75	50
China (*exclusive* of Hongkong and Macão)	—	—	—	—	—	1,921	..	..	5,585	..
United States of America—										
U.S. Atlantic Coast	—	—	—	—	—	4,624	7,182	15,621	4,000	2,038
,, Pacific ,,	—	—	—	—	—	..	10	..	..	..
Other Foreign Countries	—	—	—	—	—	9,023	4,049	1,488	3,215	1,470
TOTAL FOREIGN COUNTRIES	—	—	—	—	—	23,469	24,784	38,915	13,042	3,558
Share of Bengal	—	—	—	—	—	*6,389*	*5,440*	*20,695*	*1,099*	*4,458*
,, *Bombay*	—	—	—	—	—	*1,20,067*	*74,217*	*80,974*	*34,169*	*44,028*
,, *Sind*	—	—	—	—	—	*2,163*	*3,131*	*180*	*300*	*938*
,, *Madras*	—	—	—	—	—	*930*	*375*	*1,454*	*2,617*	..
,, *Burma*	—	—	—	—	—	*635*	*1,990*	*546*	*1,468*	*412*
TOTAL	—	—	—	—	—	1,30,084	85,146	1,04,151	40,253	49,836
Total value of Leather	—	—	—	—	—	4,23,881	6,70,025	1,30,1.7	50 640	77,092
Liquors—										
***Ale, Beer, and Porter (I. D)*—**	Gals.	Gals.	Gals.	Gals.	Gals.					
United Kingdom (*including* Channel Islands)	1,387	1,740	732	5,463	3,673	3,796	5,340	2,17.	16 608	9,425
Other British Possessions	1,186	714	1 048	340	348	3,428	1,451	2,647	1,196	1,163
TOTAL BRITISH EMPIRE	2,573	2,454	1,780	5,803	4,221	7,224	6,991	4,819	17,804	10,588

No. 12—*continued*

ARTICLES, AND COUNTRIES OF FINAL DESTINATION; ALSO SHARE OF EACH PROVINCE	QUANTITY					VALUE				
	1929-30	1930-31	1931-32	1932-33	1933-34	1929-30	1930-31	1931-32	1932-33	1933-34
Liquors—*continued*	Gals.	Gals.	Gals.	Gals.	Gals.	R	R	R	R	R
***Ale, Beer, and Porter (I. D)*—continued**										
Germany	714	2,026	54	537	271	2,467	[illegible]	208	1,770	805
France	..	..	425	..	..	..	..	3,693	..	..
Henjam Island	..	1,034	..	26	64	..	5,400	..	124	264
Other Foreign Countries	1,615	1,946	1,802	1,372	966	5,231	5,172	5,946	4,793	3,072
TOTAL FOREIGN COUNTRIES	2,329	5,006	2,281	1,935	1,301	7,698	14,988	14,847	8,006	3,931
Share of Bengal	96	374	547	321	18	636	1,513	2,071	1,044	69
,, *Bombay*	3,747	4,003	1,386	4,536	2,350	10,217	12,805	4,333	16,162	6,464
,, *Sind*	1,006	1,451	1,356	2,959	3,135	3,805	5,264	4,333	3,111	7,464
,, *Madras*	8	28	249	2	0	32	95	663	10	89
,, *Burma*	45	1,604	24	21	6	128	6,468	66	73	87
TOTAL	4,902	7,460	4,061	7,739	5,522	14,022	25,929	19,666	24,500	14,819
***Cider and other fermented liquors (I. D)*—**	Gals.	Gals.	Gals.	Gals.	Gals.					
TOTAL BRITISH EMPIRE	3	48	3	28	5	30	517	20	190	42
TOTAL FOREIGN COUNTRIES	69	14	15	20	6	356	113	371	142	40
Share of Bengal	..	33	16	..	..	..	669	371	..	..
,, *Bombay*	..	..	3	33	1	..	..	20	252	6
,, *Sind*	72	14	..	10	10	381	113	..	80	76
,, *Burma*	..	16	..	..	..	..	68	..	..	..
TOTAL	72	62	18	48	11	386	630	391	332	82
***Spirit*—brandy (I. D)—**	Gals.	Gals.	Gals.	Gals.	Gals.					
United Kingdom (*including* Channel Islands)	206	..	95	654	8	2,256	8	1,780	10,575	700
Ceylon (*excluding* Maldives)	20	2	301	..	196	830	74	9,082	..	6,081
Straits Settlements	..	351	145	1,172	290	..	7,152	3,490	23,374	6,300
Other British Possessions	11	11	17	6	20	205	216	294	144	504
TOTAL BRITISH EMPIRE	237	364	561	1,832	514	3,291	7,450	14,619	33,093	13,715
France	27	..	607	..	..	182	..	3,609	..	..
Muskat Territory and Trucial Oman	531	180	288	186	226	6,013	2,272	3,223	2,466	7,637
China (*exclusive of* Hongkong and Macão)	69	..	..	510	..	1,191	..	..	13,013	..
Japan	..	..	..	..	462	33	..	..	..	8,615
Other Foreign Countries	177	285	40	361	26	2,467	1,076	1,099	2,008	1,635
TOTAL FOREIGN COUNTRIES	804	465	985	1,157	714	9,965	3,348	9,937	17,484	17,790
Share of Bengal	18	618	561	2,706	775	609	7,563	13,634	44,807	14,948
,, *Bombay*	167	18	69	39	225	2,569	193	2,397	1,529	5,467
,, *Sind*	570	195	926	189	213	6,934	2,346	9,136	2,398	7,849
,, *Madras*	286	..	..	..	..	3,166	..	..	..	..
,, *Burma*	..	..	..	66	—	..	5	..	1,543	..
TOTAL	1,041	829	1,496	2,999	1,228	13,156	10,796	24,134	50,677	31,504
Whisky (I. D)—	Gals.	Gals.	Gals.	Gals.	Gals.					
United Kingdom (*including* Channel Islands)	107	671	137	301	97	3,038	17,401	3,248	11,867	2,311
Straits Settlements	146	267	2,483	2,427	1,251	2,[illegible]	5,542	77,278	42 231	39,266
Kenya Colony	99	167	379	96	90	1,336	1,971	7,106	1,435	1,647
Other British Possessions	149	28	61	10	4	2,263	642	1,370	264	109
TOTAL BRITISH LIMITS	501	1,133	4,060	2,904	1,442	9,119	25,648	[illegible]	55,797	23,163

No. 12—*continued*

ARTICLES, AND COUNTRIES OF FINAL DESTINATION: ALSO SHARE OF EACH PROVINCE	QUANTITY					VALUE				
	1929-30	1930-31	1931-32	1932-33	1933-34	1929-30	1930-31	1931-32	1932-33	1933-34
						R	R	R	R	R
Liquors—*continued*										
Spirit—continued										
Whisky (I. D.)—*continued*	Gals.	Gals.	Gals.	Gals.	Gals.					
France	..	..	284	..	..	..	..	7,000	..	..
China (*exclusive* of Hongkong and Macáo)	99	..	278	2,033	..	1,750	..	1,592	42,638	..
Japan	..	..	..	..	633	..	..	..	..	13,488
French Somaliland	..	2	284	..	..	..	80	7,000	..	..
Other Foreign Countries	529	817	389	784	522	7,551	8,892	7,646	8,826	12,685
TOTAL FOREIGN COUNTRIES	628	819	1,235	3,717	1,155	9,301	8,972	23,238	51,464	26,173
Share of Bengal	*30*	*808*	*4,476*	*5,768*	*1,938*	*640*	*9,459*	*95,376*	*85,683*	*34,918*
" *Bombay*	*420*	*453*	*367*	*367*	*341*	*6,173*	*6,834*	*6,204*	*10,097*	*6,310*
" *Sind*	*364*	*424*	*406*	*384*	*306*	*6,932*	*9,831*	*8,806*	*6,798*	*9,031*
" *Madras*	*383*	*126*	..	..	..	*4,597*	*4,068*	..	..	..
" *Burma*	*2*	*142*	*46*	*102*	*12*	*78*	*4,443*	*1,550*	*4,683*	*574*
TOTAL	1,120	1,952	5,295	6,621	2,507	18,420	34,635	1,12,235	1,07,261	51,336
Other Sorts (I. D)—	Gals.	Gals.	Gals.	Gals.	Gals.					
United Kingdom (*including* Channel Islands)	64	188	122	647	3,152	1,164	3,014	755	8,841	4,018
Ceylon (*excluding* Maldives)	1,767	3,281	15,885	16,630	1,991	3,401	4,901	14,439	14,135	3,170
Straits Settlements	..	..	1	..	..	..	..	18	..	..
Other British Possessions	835	445	885	968	1,888	2,370	1,893	2,746	2,980	3,985
TOTAL BRITISH EMPIRE	2,666	3,914	16,793	18,245	7,031	6,935	9,808	17,958	25,456	11,177
United States of America—										
Vid Atlantic Coast	..	..	..	..	7,466	..	..	..	..	5,959
Other Foreign Countries	854	1,780	696	642	12,058	5,542	5,851	10,102	4,269	8,230
TOTAL FOREIGN COUNTRIES	854	1,780	696	642	19,524	5,542	5,851	10,102	4,269	14,189
Share of Bengal	*1,618*	*3,686*	*16,129*	*17,678*	*25,388*	*2,266*	*5,910*	*17,451*	*18,035*	*15,476*
" *Bombay*	*1,590*	*1,607*	*1,196*	*646*	*901*	*7,602*	*7,225*	*6,001*	*7,636*	*7,285*
" *Sind*	*134*	*156*	*133*	*225*	*263*	*2,238*	*1,641*	*1,527*	*1,678*	*2,626*
" *Madras*	*121*	*207*	..	*384*	..	*372*	*666*	..	*1,783*	..
" *Burma*	..	*8*	*32*	*14*	..	..	*217*	*3,141*	*598*	..
TOTAL	3,620	5,694	17,489	18,887	26,555	12,477	15,659	28,120	29,725	25,366
Total Spirit—	Gals.	Gals.	Gaal.	Gals.	Gals.					
United Kingdom (*including* Channel Islands)	377	859	357	1,602	3,257	6,456	20,423	5,778	30,783	8,114
Ceylon (*excluding* Maldives)	1,885	2,295	16,196	16,633	2,191	5,931	5,308	24,821	14,207	9,310
Straits Settlements	146	618	3,629	3,669	1,561	2,362	12,794	80,793	64,605	26,626
Kenya Colony	172	255	476	131	180	2,095	2,470	7,907	2,019	2,466
Other British Possessions	824	384	756	946	1,708	2,499	1,926	2,275	2,732	3,539
TOTAL BRITISH EMPIRE	3,404	5,411	21,414	22,981	8,987	19,345	42,921	1,21,574	1,14,346	50,055
France	28	..	975	..	94	757	88	16,219	..	1,645
Maskat Territory and Trucial Oman	914	508	839	550	513	11,419	5,496	6,723	7,372	13,531
Persia	281	193	142	206	214	3,588	4,861	1,663	3,608	5,942
China (*exclusive* of Hongkong and Macáo)	197	1	278	3,549	..	3,211	32	1,592	55,651	..
Japan	2	..	..	..	1,095	52	..	..	..	22,103
French Somaliland	..	2	284	..	..	..	80	7,000	..	..
United States of America—*Vid* Atlantic Coast	13	..	40	7	7,513	428	..	1,192	301	6,749
Other Foreign Countries	851	2,360	303	1,210	11,964	5,253	7,612	8,343	6,283	8,192
TOTAL FOREIGN COUNTRIES	2,286	3,064	2,866	5,516	21,393	24,708	18,169	43,237	73,217	58,112

No. 12—*continued*

ARTICLES, AND COUNTRIES OF FINAL DESTINATION; ALSO SHARE OF EACH PROVINCE	QUANTITY					VALUE				
	1929-30	1930-31	1931-32	1932-33	1933-34	1929-30	1930-31	1931-32	1932-33	1933-34
Liquors—*continued*						R	R	R	R	R
***Spirits*—concluded**										
Total Spirits—concld.	Gals.	Gals.	Gals.	Gals.	Gals.					
Share of Bengal	*1,733*	*5,170*	*21,106*	*26,152*	*28,101*	*3,314*	*8,921*	*1,25,462*	*1,41,3.6*	*65,441*
,, *Bombay*	*2,177*	*2,078*	*1,631*	*1,052*	*1,650*	*17,434*	*14,852*	*14,092*	*19,..48*	*23,94 2*
,, *Sind*	*1,058*	*805*	*1,466*	*798*	*757*	*16,104*	*14,718*	*19,757*	*11,669*	*19,290*
,, *Madras*	*730*	*332*	..	*324*	..	*7,123*	*4,934*	..	*1,783*	..
,, *Burma*	*2*	*150*	*78*	*171*	*18*	*78*	*4,668*	*4,991*	*7,124*	*874*
TOTAL	5,690	8,475	24,280	28,497	30,380	44,053	61,090	1,64,811	1,87,503	1,08,307
Wines—										
Champagne and other sparkling wines (I. D)—	Gals.	Gals.	Gals.	Gals.	Gals.					
Ceylon (*excluding* Maldives)	52	26	478	..	20	1,518	462	8,629	..	568
Other British Possessions	28	23	113	77	12	1,027	810	2,127	3,183	416
TOTAL BRITISH EMPIRE	80	49	591	77	32	2,545	1,052	10,856	3,183	984
TOTAL FOREIGN COUNTRIES	11	51	82	29	10	349	1,254	2,332	857	430
Share of Bengal	..	*28*	*617*	..	..	..	*839*	*11,268*	..	..
,, *Bombay*	*70*	*60*	*33*	*94*	*32*	*2,109*	*1,944*	*1,025*	*3,719*	*948*
,, *Sind*	*20*	*10*	*23*	*13*	*4*	*768*	*442*	*900*	*321*	*123*
,, *Madras*	*1*	*3*	..	..	*15*	*17*	*30*	..	..	*314*
TOTAL	91	100	673	106	51	2,894	2,3.6	13,188	4,040	1,4.3
Port and other still red wines (I. D)—	Gals.	Gals.	Gals.	Gals.	Gals.					
TOTAL BRITISH EMPIRE	70	70	82	64	21	1,0.4	2,.44	1,5.8	1,233	4..
TOTAL FOREIGN COUNTRIES	39	62	101	57	19	804	709	2,186	1,015	3.5
Share of Bengal	*28*	*12*	*20*	..	..	*404*	*324*	*342*	..	..
,, *Bombay*	*48*	*97*	*97*	*60*	*27*	*783*	*2,011*	*2,085*	*1,608*	*803*
,, *Sind*	*33*	*23*	*66*	*41*	*13*	*771*	*634*	*1,311*	*640*	*259*
TOTAL	109	132	183	121	40	1,958	3,443	3,718	2,248	861
Sherry and other still white wines (I. D)—	Gals.	Gals.	Gals.	Gals.	Gals.					
TOTAL BRITISH EMPIRE	146	90	181	65	106	2,620	1,7.7	3,.97	1,288	2,314
TOTAL FOREIGN COUNTRIES	36	35	91	51	53	527	7..	1,704	927	1,127
Share of Bombay	*153*	*98*	*156*	*70*	*118*	*2,.98*	*1,918*	*3,243*	*1,436*	*2,447*
,, *Sind*	*10*	*27*	*37*	*36*	*41*	*218*	*617*	*.58*	*673*	*974*
,, *Madras*	..	..	..	*10*	..	..	..	..	*209*	..
,, *Burma*	*6*	..	..	..	..	*3.*	..	..	..	..
TOTAL	182	125	222	116	159	3,.17	2,53.	4,791	2,..9	3,441
Other sorts, *including* Vermouth and Ginger wine (I. D)—										
United Kingdom (*including* Channel Islands)	23	74	207	99	2	292	7,761	3,870	1,249	33
Other British Possessions	152	16	90	5	5	2,022	144	842	76	547
TOTAL BRITISH EMPIRE	175	90	297	104	37	2,.34	7,.05	4,718	1,.43	.40
TOTAL FOREIGN COUNTRIES	149	75	257	116	163	1,735	799	2,.20	1,..7	2,..

FOREIGN MERCHANDISE

No. 12—*continued*

ARTICLES, AND COUNTRIES OF FINAL DESTINATION; ALSO SHARE OF EACH PROVINCE	QUANTITY					VALUE				
	1929-30	1930-31	1931-32	1932-33	1933-34	1929-30	1930-31	1931-32	1932-33	1933-34
Liquors—*concluded*						R	R	R	R	R
Wines—concluded	Gals.	Gals.	Gals.	Gals.	Gals.					
Other sorts (*including* Vermouth and Ginger wines) (I. D)—*continued.*										
Share of Bengal	*18*	*40*	*384*	*7*	*26*	*152*	*322*	*5,356*	*167*	*676*
,, *Bombay*	*226*	*46*	*40*	*117*	*84*	*3,150*	*7,616*	*339*	*1,499*	*1,203*
,, *Sind*	*58*	*76*	*126*	*96*	*86*	*579*	*801*	*1,463*	*851*	*1,218*
,, *Madras*	*22*	..	*4*	..	*4*	*178*	..	*50*	..	*86*
,, *Burma*	..	*3*	..	..	..	..	*44*	..	..	..
TOTAL	324	165	554	220	200	4,059	8,683	7,208	2,520	3,166
Total Wines—	Gals.	Gals.	Gals.	Gals.	Gals.					
United Kingdom (*including* Channel Islands)	67	80	314	229	8	1,500	7,896	5,982	5,556	219
Ceylon (*excluding* Maldives)	250	142	706	34	134	4,709	2,778	13,090	568	2,817
Other British Possessions	154	77	81	47	54	2,374	2,699	1,171	1,037	1,338
TOTAL BRITISH EMPIRE	471	299	1,101	310	196	8,583	13,368	20,243	7,161	4,374
TOTAL FOREIGN COUNTRIES	235	223	531	253	254	3,475	3,599	8,662	3,856	4,517
Share of Bengal	*46*	*80*	*1,031*	*7*	*26*	*656*	*1,185*	*16,961*	*167*	*666*
,, *Bombay*	*512*	*301*	*355*	*361*	*201*	*8,940*	*13,359*	*7,412*	*8,362*	*5,257*
,, *Sind*	*121*	*136*	*252*	*185*	*144*	*2,331*	*2,299*	*4,482*	*2,388*	*2,568*
,, *Madras*	*23*	*2*	*4*	*10*	*19*	*195*	*80*	*50*	*200*	*400*
,, *Burma*	*4*	*3*	..	..	..	*36*	*44*	..	..	..
TOTAL	706	522	1,632	563	450	12,058	16,967	28,905	11,017	8,891
Total Liquors—	Gals.	Gals.	Gals.	Gals.	Gals.					
United Kingdom (*including* Channel Islands)	1,831	2,722	1,405	7,321	7,139	11,754	34,144	13,952	58,133	17,764
Ceylon (*excluding* Maldives)	2,433	3,474	16,926	16,678	2,325	12,138	8,465	37,951	14,055	12,127
Straits Settlements	259	630	3,898	3,669	1,562	3,972	12,830	81,820	64,605	26,631
Kenya Colony	819	927	1,245	365	451	3,531	5,775	9,962	2,772	3,241
Other British Possessions	1,109	459	823	1,094	1,032	3,792	2,583	2,971	4,030	5,206
TOTAL BRITISH EMPIRE	6,451	8,212	24,297	29,122	18,409	35,188	63,797	1,46,656	1,30,501	65,059
Germany	857	3,128	80	1,559	11,960	3,398	10,403	3,036	3,959	3,391
France	28	72	1,400	17	109	757	1,057	24,912	500	1,959
Muskat Territory and Trucial Oman	1,204	957	1,457	704	765	13,255	7,675	9,569	8,340	14,877
Persia	1,055	399	463	605	618	6,797	6,214	5,491	7,053	8,039
Henjam Island	..	1,036	4	..	95	..	5,457	72	..	760
China (*exclusive of* Hongkong and Macao)	248	1	318	3,647	..	3,721	32	2,668	56,041	..
Japan	2	28	..	12	1,095	66	185	..	17	22,103
French Somaliland	..	2	284	..	..	..	80	7,000	..	..
United States of America—										
Mid Atlantic Coast	13	..	114	25	7,513	428	..	2,990	408	6,749
Other Foreign Countries	1,512	2,684	1,584	1,155	799	7,813	9,676	11,379	7,584	7,862
TOTAL FOREIGN COUNTRIES	4,919	8,307	5,694	7,724	22,954	36,237	40,819	67,117	83,911	66,640
Share of Bengal	*1,565*	*6,596*	*22,390*	*26,350*	*25,145*	*4,505*	*26,068*	*1,61,864*	*149,537*	*66,187*
,, *Bombay*	*6,436*	*6,383*	*4,174*	*6,986*	*4,095*	*31,591*	*40,518*	*37,367*	*42,938*	*31,713*
,, *Sind*	*2,357*	*2,406*	*3,072*	*3,962*	*4,076*	*22,056*	*21,854*	*28,778*	*21,743*	*29,778*
,, *Madras*	*761*	*362*	*253*	*336*	*87*	*7,536*	*4,909*	*713*	*1,993*	*629*
,, *Burma*	*51*	*1,773*	*102*	*193*	*17*	*346*	*11,209*	*5,087*	*7,156*	*601*
TOTAL	11,370	16,519	29,991	36,846	36,363	71,419	1,04,656	2,13,773	2,23,412	1,31,699

No. 12—*continued*

ARTICLES, AND COUNTRIES OF FINAL DESTINATION; ALSO SHARE OF EACH PROVINCE	QUANTITY					VALUE				
	1929-30	1930-31	1931-32	1932-33	1933-34	1929-30	1930-31	1931-32	1932-33	1933-34
Machinery and millwork—						R	R	R	R	R
***Prime-movers* (other than *electrical*)—**										
Locomotives (*including* those for railways) (III. J)—										
TOTAL BRITISH EMPIRE	—	—	—	—	—	2,800	..	1,397	250	..
Germany	—	—	—	—	—	475	..	..	..	..
Share of Bengal	—	—	—		—	..	..	*1,397*	..	..
„ *Bombay*	—	—	—	—	—	..	..	..	*250*	..
„ *Madras*	—	—	—	—	—	*2,400*	..	..	..	..
„ *Burma*	—	—	—	—	—	*275*	..	..	..	..
TOTAL	—	—	—	—	—	3,275	..	1,397	250	..
Others (III. J)—										
United Kingdom (*including* Channel Islands)	—	—	—	—	—	1,48,847	65,494	8,038	32,780	[illegible]
Straits Settlements	—	—	—	—	—	9,588	6,241	..	..	..
Kenya Colony	—	—	—	—	—	2,431	8,445	..	..	..
Other British Possessions	—	—	—	—	—	5,635	1,270	2,857	5,415	[illegible]
TOTAL BRITISH EMPIRE	—	—	—	—	—	1,67,501	81,450	10,895	38,195	6,184
Germany	—	—	—	—	—	225	5,500	..	..	..
Persia	—	—	—	—	—	1,245	2,561	1,870	..	6,885
United States of America—										
Viâ Atlantic Coast	—	—	—	—	—	..	..	705	1,900	7,295
„ Pacific „	—	—	—	—	—	..	..	..	500	..
Other Foreign Countries	—	—	—	—	—	3,607	6,543	3,326	285	1,036
TOTAL FOREIGN COUNTRIES	—	—	—	—	—	5,077	14,604	6,901	2,685	15,096
Share of Bombay	—	—	—	—	—	*1,64,178*	*85,384*	*17,796*	*38,075*	*17,430*
„ *Sind*	—	—	—	—	—	..	*5,200*	..	..	..
„ *Madras*	—	—	—	—	—	..	..	..	..	*1,350*
„ *Burma*	—	—	—	—	—	*3,400*	*5,870*	..	*2,805*	..
TOTAL	—	—	—	—	—	1,72,578	96,054	17,796	40,880	19,230
Electrical machinery of all kinds (III. J)—										
United Kingdom (*including* Channel Islands)	—	—	—	—	—	41,813	88,096	52,675	1,47,225	46,732
Ceylon (*excluding* Maldives)	—	—	—	—	—	5,168	10,530	130	3,872	230
Other British Possessions	—	—	—	—	—	1,908	190	2,215	88	1,415
TOTAL BRITISH EMPIRE	—	—	—	—	—	48,889	98,816	55,020	1,51,185	48,377
Germany	—	—	—	—	—	6,285	220	4,417	5,300	3,534
Italy (*including* Fiume)	—	—	—	—	—	3,400	150	..	3,155	7,730
Persia	—	—	—	—	—	27,826	1,275	1,147	1,500	9,415
United States of America—										
Viâ Atlantic Coast	—	—	—	—	—	1,200	18,418	6,147	10,846	[illegible]
„ Pacific „	—	—	—	—	—	997	..	..	..	..
Other Foreign Countries	—	—	—	—	—	4,085	833	3,005	9,257	5,392
TOTAL FOREIGN COUNTRIES	—	—	—	—	—	43,792	20,896	14,718	30,098	33,432

No. 12—*continued*

ARTICLES, AND COUNTRIES OF FINAL DESTINATION; ALSO SHARE OF EACH PROVINCE	QUANTITY					VALUE				
	1929-30	1930-31	1931-32	1932-33	1933-34	1929-30	1930-31	1931-32	1932-33	1933-34
Machinery and millwork—*continued*						R	R	R	R	R
Electrical Machinery of all Kinds (III. J)—										
Share of Bengal	—	—	—	—	—	*1,846*	*14,308*	*2,645*	..	*1,480*
„ *Bombay*	—	—	—	—	—	*78,693*	*82,341*	*56,684*	*44,013*	*61,032*
„ *Sind*	—	—	—	—	—	—	*1,400*	*350*	*1,02,200*	*200*
„ *Madras*	—	—	—	—	—	*8,516*	*21,363*	*9,107*	*33,767*	*23,668*
„ *Burma*	—	—	—	—	—	*3,727*	*300*	*1,010*	*1,303*	*589*
TOTAL	—	—	—	—	—	92,682	1,19,712	69,786	1,81,283	86,799
Other] sorts of Machinery—										
United Kingdom (*including* Channel Islands)	—	—	—	—	—	5,91,095	7,01,019	8,07,179	3,62,331	3,31,259
Aden and Dependencies	—	—	—	—	—	9,284	9,523	4,953	2,312	1,922
Bahrein Islands	—	—	—	—	—	54,360	6,800	2,298	2,182	796
Ceylon (*excluding* Maldives)	—	—	—	—	—	1,68,287	1,60,827	1,22,488	72,618	37,666
Straits Settlements	—	—	—	—	—	66,553	40,384	46,670	18,551	20,668
Union of South Africa	—	—	—	—	—	180	23,051	4,637	3,850	1,499
Kenya Colony	—	—	—	—	—	19,851	31,884	15,047	22,488	38,425
Tanganyika Territory	—	—	—	—	—	18,086	4,845	2,760	2,337	1,100
Seychelles	—	—	—	—	—	..	..	..	7,800	..
British West Indies Islands	—	—	—	—	—	..	..	..	9,232	..
Commonwealth of Australia	—	—	—	—	—	1,450	2,790	35,488	2,538	717
Other British Possessions	—	—	—	—	—	11,905	7,863	5,223	9,383	6,948
TOTAL BRITISH EMPIRE	—	—	—	—	—	9,41,051	9,98,000	11,37,633	5,15,117	4,41,000
Sweden	—	—	—	—	—	7,550	6,700	14,018	1,610	6,922
Denmark	—	—	—	—	—	12,100	4,472	3,028	14,980	2,466
Germany	—	—	—	—	—	1,38,744	1,81,633	47,241	60,571	89,929
Netherlands	—	—	—	—	—	3,975	14,796	5,262	487	7,187
Belgium	—	—	—	—	—	10,903	7,665	9,112	22,850	11,651
France	—	—	—	—	—	7,314	7,838	5,703	19,620	4,389
Switzerland	—	—	—	—	—	..	50	910	18,221	11,149
Italy (*including* Fiume)	—	—	—	—	—	11,994	12,462	6,795	14,006	11,702
Turkey, European	—	—	—	—	—	..	6,823	..	..	..
Armenia	—	—	—	—	—	1,47,951	..	..	..	..
Muskat Territory and Trucial Oman	—	—	—	—	—	8,590	1,541	1,160	770	671
Iraq	—	—	—	—	—	17,790	12,284	7,800	19,765	9,111
Persia	—	—	—	—	—	38,933	17,180	17,428	2,752	3,221
Sumatra	—	—	—	—	—	3,200	10,034	3,800	1,500	2,400
Java	—	—	—	—	—	7,910	27,397	7,000	250	..
Siam	—	—	—	—	—	7,070	13,480	8,965	430	2,100
China (*exclusive* of Hongkong and Macao)	—	—	—	—	—	49,229	3,229	1,15,640	1,678	3,156
Japan	—	—	—	—	—	10,931	84,060	8,620	826	25,910
Egypt	—	—	—	—	—	—	16,093	31,271	1,102	1,776
Portuguese East Africa	—	—	—	—	—	15,675	13,225	979	6,778	2,850
United States of America—										
Pnl Atlantic Coast	—	—	—	—	—	46,335	1,57,982	2,76,884	2,01,158	1,42,401
„ Pacific „	—	—	—	—	—	202	3,091	29,523	2,244	..
Uruguay	—	—	—	—	—	..	23,400	..	..	..
Mexico	—	—	—	—	—	..	..	..	..	5,791
Other Foreign Countries	—	—	—	—	—	5,868	1,240	5,703	5,260	7,627
TOTAL FOREIGN COUNTRIES	—	—	—	—	—	5,47,264	6,26,675	6,06,892	3,96,858	3,02,409
Share of Bengal	—	—	—	—	—	*6,61,617*	*6,15,514*	*9,62,656*	*2,60,167*	*3,23,909*
„ *Bombay*	—	—	—	—	—	*6,20,635*	*7,73,534*	*6,56,760*	*3,75,185*	*2,54,649*
„ *Sind*	—	—	—	—	—	*55,837*	*40,895*	*1,63,423*	*1,13,854*	*23,336*
„ *Madras*	—	—	—	—	—	*1,03,594*	*94,003*	*1,06,059*	*1,22,771*	*86,038*
„ *Burma*	—	—	—	—	—	*73,642*	*95,519*	*65,643*	*36,998*	*46,487*
TOTAL	—	—	—	—	—	14,88,315	16,24,675	17,44,525	9,11,975	7,43,409
Total value of Machinery	—	—	—	—	—	17,56,850	18,40,441	18,33,454	11,34,388	8,49,488

No. 12—*continued*

ARTICLES AND COUNTRIES OF FINAL DESTINATION; ALSO SHARE OF EACH PROVINCE	QUANTITY					VALUE				
	1929-30	1930-31	1931-32	1932-33	1933-34	1929-30	1930-31	1931-32	1932-33	1933-34
Matches (III. V)—	Gross of boxes	Gross of boxes	Gross of boxes	Gross of boxes	Gross of boxes	R	R	R	R	R
Ceylon (*excluding* Maldives)	600	..	1,900	2,150	..	450	..	4,275	5,644	..
Seychelles	3,500	2,100	2,100	2,800	..	4,375	1,703	4,500	5,600	..
Other British possessions	9,850	267	2,475	55	2	12,110	780	2,950	115	8
TOTAL BRITISH EMPIRE	13,950	2,367	6,475	5,005	2	16,935	2,483	11,725	11,357	8
Maskat Territory and Trucial Oman	11,200	450	..	..	..	16,237	1,125	..	..	..
Persia	1,550	6,600	2	..	..	2,557	15,681	6	..	..
Egypt	32,200	..	..	..	..	65,244	..	..	..	..
Portuguese East Africa	5,200	..	250	..	50	10,490	..	400	..	100
Other Foreign Countries	2,050	15	..	..	..	5,378	25	..	..	..
TOTAL FOREIGN COUNTRIES	52,800	7,065	252	..	50	1,03,901	17,031	406	..	100
Share of Bengal	*250*	..	..	..	..	*575*	..	..	..	..
,, *Bombay*	*55,400*	*2,100*	*4,227*	*5,005*	*52*	*1,00,941*	*1,703*	*7,256*	*11,357*	*103*
,, *Sind*	*3,950*	*7,065*	..	..	..	*6,615*	*17,031*	..	..	..
,, *Madras*	*7,150*	..	*2,900*	..	..	*5,705*	..	*6,975*	..	..
,, *Burma*	..	*267*	..	..	..	..	*750*	..	..	..
TOTAL	66,750	9,432	6,727	5,005	52	1,19,836	19,514	12,181	11,357	103
Mats and Matting (III. U)—	Sq. yards	Sq. yards	Sq. yards	Sq. yards	Sq. yards					
TOTAL BRITISH EMPIRE	14,523	12,191	10,368	10,677	7,816	9,223	6,985	4,772	5,638	2,575
Native States in Arabia (*other than* Maskat Territory and Trucial Oman)	8,620	18,920	4,035	4,460	1,308	5,646	9,725	1,559	3 616	1,140
Other Foreign Countries	8,658	6,529	6,309	3,450	3,987	6,405	4,664	2,781	1,594	1,457
TOTAL FOREIGN COUNTRIES	17,288	20,449	10,344	7,910	5,295	12,051	14,389	4,320	5,210	2,597
Share of Bengal	..	..	*700*	*5,100*	*288*	..	..	*367*	*2,336*	*119*
,, *Bombay*	*31,771*	*33,936*	*25,987*	*11,887*	*13,883*	*21,258*	*30,672*	*5,636*	*7,148*	*5,293*
,, *Sind*	..	*100*	*125*	*100*	..	..	*90*	*100*	*84*	..
,, *Madras*	..	*344*	..	*1,200*	..	..	*70*	..	*1,050*	..
,, *Burma*	*60*	*10*	..	..	..	*15*	*22*	..	..	..
TOTAL	31,831	32,640	26,712	18,567	18,171	21,273	30,854	9,092	10,848	5,441
Metals and Ores—										
Brass, Bronze, and similar alloys, wrought—										
Mixed or yellow metal for sheathing (III. L)—	Cwts.	Cwts.	Cwts.	Cwts.	Cwts.					
United Kingdom (*including* Channel Islands)	..	218	..	1	81	..	10,775	12	1..	4,800
Other British Possessions	95	20	..	15	10	4,774	1,841	..	6.1	247
TOTAL BRITISH EMPIRE	95	236	..	16	91	4,774	12,116	12	61	5,047
Persia	89	272	220	197	11	6,276	17,964	10,731	7,1.1	842
Other Foreign Countries	184	23	..	27	185	7,310	2,202	..	1,0..	3,118
TOTAL FOREIGN COUNTRIES	273	295	220	184	196	13,576	19,166	10,731	8,161	3,960
Share of Bengal	*5*	*223*	..	*2*	*240*	*274*	*12,343*	..	*52*	*7,..6*
,, *Bombay*	*363*	*299*	*220*	*194*	*61*	*18,972*	*18,830*	*10,743*	*8,111*	*1,267*
,, *Madras*	..	*3*	..	..	..	..	*650*	..	..	..
,, *Burma*	..	*1*	..	..	..	*6*	*60*	..	..	..
TOTAL	368	531	220	200	297	18,350	32,282	10,743	8,226	8,..7

No. 12—*continued*

ARTICLES, AND COUNTRIES OF FINAL DESTINATION; ALSO SHARE OF EACH PROVINCE	QUANTITY					VALUE				
	1929-30	1930-31	1931-32	1932-33	1933-34	1929-30	1930-31	1931-32	1932-33	1933-34
Metals and Ores—*continued*						R	R	R	R	R
Brass, Bronze, and similar alloys, wrought—*contd.*	Cwts.	Cwts.	Cwts.	Cwts.	Cwts.					
Other sorts (III. L)—										
United Kingdom (*including* Channel Islands)	3,731	9	54	62	47	1,45,574	1,319	10,524	8,095	8,185
Other British Possessions	117	84	53	88	61	12,445	8,515	6,031	5,900	5,178
TOTAL BRITISH EMPIRE	3,848	93	107	145	108	1,58,019	9,834	16,555	14,001	13,263
Germany	3,635	333	12	..	137	1,44,132	9,367	973	..	6,520
Netherlands	..	412	..	..	..	..	9,958	..	..	..
Other Native States in Arabia	14	1	1	1	100	1,845	88	50	40	20,100
Other Foreign Countries	59	54	45	69	51	6,886	16,779	5,819	7,039	4,617
TOTAL FOREIGN COUNTRIES	3,708	800	58	70	388	1,52,363	26,187	6,842	7,079	31,237
Share of Bengal	*447*	*40*	*16*	*21*	*5*	*19,540*	*2,791*	*3,247*	*1,376*	*560*
,, *Bombay*	*3,670*	*846*	*120*	*176*	*246*	*1,43,717*	*31,630*	*15,444*	*17,377*	*36,936*
,, *Sind*	*3,438*	..	*1*	*2*	*238*	*1,41,127*	..	*100*	*125*	*6,541*
,, *Madras*	*7*	..	*18*	*15*	*4*	*920*	..	*2,729*	*2,070*	*366*
,, *Burma*	..	*8*	*10*	*1*	..	*78*	*1,600*	*1,377*	*132*	*157*
TOTAL	7,556	893	165	215	496	3,10,382	36,021	23,397	21,080	44,500
TOTAL BRASS, BRONZE, AND SIMILAR ALLOYS	Cwts. 7,924	Cwts. 1,424	Cwts. 385	Cwts. 415	Cwts. 788	3,28,732	68,283	34,140	29,074	53,007
Copper —										
Unwrought—	Cwts.	Cwts.	Cwts.	Cwts.	Cwts.					
All sorts (III. L)—										
TOTAL BRITISH EMPIRE	..	..	..	1	..	..	..	..	50	..
TOTAL FOREIGN COUNTRIES	..	1	..	9	..	20	175	..	350	..
Share of Bengal	..	*1*	..	..	..	*20*	*175*	..	..	..
,, *Bombay*	..	..	..	*10*	..	..	..	..	*400*	..
TOTAL	..	1	..	10	..	20	175	..	400	..
Wrought —										
Sheets and other manufactures (III. L)—	Cwts.	Cwts.	Cwts.	Cwts.	Cwts.					
United Kingdom (*including* Channel Islands)	249	14	8	11	13	18,600	760	463	945	680
Bahrein Islands	245	37	66	44	49	18,202	1,684	3,683	R 2,179	1,883
Ceylon (*excluding* Maldives)	69	30	46	4	20	5,806	2,030	3,614	340	2,360
Other British Possessions	389	43	32	22	20	18,238	2,740	2,000	[1,160	1,883
TOTAL BRITISH EMPIRE	952	114	152	81	111	50,901	7,214	9,760	4,624	6,806
Germany	104	7	..	..	..	8,093	330	..	..	..
Netherlands	207	51	..	..	..	9,875	2,040	..	..	..
Other Native States in Arabia	179	85	77	16	83	10,007	5,270	4,181	740	3,330
Iraq	66	81	..	125	99	6,182	5,150	..	5,264	4,015
Persia	370	318	92	6	438	21,783	19,145	4,729	320	15,480
Other Foreign Countries	181	8	24	14	..	8,511	676	2,348	970	[12
TOTAL FOREIGN COUNTRIES	1,057	545	193	161	620	59,451	32,611	11,258	7,294	22,837
Share of Bengal	*365*	*16*	*22*	*6*	*25*	*12,910*	*1,276*	*1,915*	*262*	*2,076*
,, *Bombay*	*1,579*	*641*	*399*	*115*	*701*	*85,532*	*33,363*	*16,539*	*6,847*	*26,963*
,, *Sind*	*65*	*2*	*23*	*117*	*2*	*3,396*	*137*	*2,209*	*5,201*	*100*
,, *Madras*	..	..	*1*	..	..	..	..	*50*	..	..
,, *Burma*	..	..	..	*4*	..	*14*	..	*15*	*603*	..
TOTAL	2,003	659	345	242	731	1,10,852	39,325	21,018	11,918	29,143

No. 12—*continued*

ARTICLES, AND COUNTRIES OF FINAL DESTINATION; ALSO SHARE OF EACH PROVINCE	QUANTITY					VALUE				
	1929-30	1930-31	1931-32	1932-33	1933-34	1929-30	1930-31	1931-32	1932-33	1933-34
Metals and Ores—*continued*						R	R	R	R	R
Copper—*continued*										
Wrought—continued	Cwts.	Cwts.	Cwts.	Cwts.	Cwts.					
Sheets and other manufactures (III. L)—*continued*										
Total Copper—										
United Kingdom (*including* Channel Islands)	249	14	8	11	13	13,600	760	468	945	800
Bahrein Islands	245	27	66	44	49	13,302	1,684	3,869	2,179	1,883
Ceylon (*excluding* Maldives)	69	30	46	5	20	3,866	2,030	2,614	310	2,300
Hongkong	355	..	..	..	..	19,228	..	..	..	..
Other British Possessions	134	43	32	22	20	6,006	2,740	2,000	1,160	1,368
TOTAL BRITISH EMPIRE	952	114	152	82	111	56,001	7,214	9,760	4,674	6,300
Germany	104	7	..	..	..	5,108	330	..	..	..
Netherlands	207	51	..	..	..	9,875	2,040	..	..	..
Other Native States in Arabia	179	85	77	16	83	10,007	5,270	4,181	740	3,330
Iraq	66	81	..	125	99	6,182	5,150	..	5,464	4,018
Persia	370	313	92	14	438	21,793	19,145	4,729	170	18,480
Other Foreign Countries	131	9	24	15	..	3,531	861	2,348	1,070	12
TOTAL FOREIGN COUNTRIES	1,057	546	193	170	620	59,471	32,796	11,258	7,644	25,837
Share of Bengal	*356*	*17*	*22*	*6*	*25*	*13,930*	*1,480*	*1,915*	*282*	*1,075*
„ *Bombay*	*1,879*	*661*	*299*	*125*	*704*	*88,832*	*38,263*	*16,829*	*6,247*	*26,168*
„ *Sind*	*66*	*2*	*23*	*117*	*2*	*3,316*	*187*	*2,389*	*5,201*	*100*
„ *Madras*	..	..	*1*	..	..	..	..	*50*	..	..
„ *Burma*	..	..	..	*4*	..	*14*	..	*14*	*604*	..
TOTAL	2,009	660	345	252	731	1,10,272	40,000	21,018	12,318	23,143
Iron or steel—	Tons	Tons	Tons	Tons	Tons					
Anchors and cables (III. K)—										
TOTAL BRITISH EMPIRE	2	10	2	3	..	740	4,395	694	1,470	200
TOTAL FOREIGN COUNTRIES	4	3	..	1	..	2,110	1,412	120	964	598
Share of Bengal	..	*1*	*1*	..	..	..	*1,247*	*150*	..	..
„ *Bombay*	*6*	*6*	*1*	*4*	..	*2,450*	*2,460*	*664*	*2,414*	*780*
„ *Sind*	..	..	..	..	..	..	..	..	..	*48*
„ *Burma*	..	*3*	..	..	..	..	*1,100*	..	..	..
TOTAL	6	13	2	4	..	2,850	5,807	814	2,414	798
Angle bars and rod (III. K)—	Tons	Tons	Tons	Tons	Tons					
TOTAL BRITISH EMPIRE	24	11	1	5	5	12,904	4,412	370	2,214	1,148
Iraq	7	..	..	..	89	3,210	55	120	..	12,478
Persia	10	14	..	..	7	5,200	3,800	..	..	920
Other Foreign Countries	5	10	49	..	11	1,464	2,960	4,823	578	1,872
TOTAL FOREIGN COUNTRIES	22	24	49	..	107	9,974	6,810	4,943	578	14,770
Share of Bengal	*1*	..	*43*	..	*11*	*914*	*725*	*3,951*	*1,...*	*1,...*
„ *Bombay*	*49*	*33*	*2*	*3*	*56*	*20,024*	*10,259*	*1,300*	*1,103*	*1,...*
„ *Sind*	*2*	*1*	..	*2*	*46*	*376*	*148*	*15*	*964*	*...*
„ *Madras*	..	*1*	..	..	..	*10*	*10*	..	..	..
„ *Burma*	*3*	..	..	..	*1*	*770*	*440*	..	..	*780*
TOTAL	46	35	50	5	112	22,...9	11,222	5,313	2,...9	1,...8
Bars and channels (III. K)—	Tons	Tons	Tons	Tons	Tons					
United Kingdom (*including* Channel Islands)	42	15	6	5	4	13,760	10,191	10,475	16,...	14,415
Other British Possessions	33	38	14	29	17	13,550	13,904	8,074	8,...	6,...4
TOTAL BRITISH EMPIRE	75	53	20	34	21	27,...	24,...	18,...	24,...	20,...7

No. 12—*continued*

ARTICLES, AND COUNTRIES OF FINAL DESTINATION; ALSO SHARE OF EACH PROVINCE	QUANTITY					VALUE				
	1929-30	1930-31	1931-32	1932-33	1933-34	1929-30	1930-31	1931-32	1932-33	1933-34
Metals and Ores—*continued*										
Iron or Steel—*continued*	Tons	Tons	Tons	Tons	Tons	£	£	£	£	£
Bars and channels (III. K)—*contd.*										
Germany	3	..	29	..	..	2,500	856	31,078	..	..
Austria	7	..	..	..	7	..	..	..	..	6,700
Other Native States in Arabia	33	18	9	7	8	10,764	5,101	2,085	1,442	1,646
Persia	56	10	10	7	7	12,219	2,505	1,701	2,835	2,005
Other Foreign Countries	2	22	5	12	9	4,021	9,550	5,433	2,746	5,343
TOTAL FOREIGN COUNTRIES	106	50	53	26	31	29,504	18,012	40,297	7,023	15,694
Share of Bengal	*40*	*2*	*3*	..	..	*13,855*	*6,891*	*11,173*	*380*	..
,, *Bombay*	*129*	*83*	*46*	*43*	*35*	*37,437*	*29,739*	*35,199*	*23,427*	*30,048*
,, *Sind*	*16*	*9*	*14*	*9*	*9*	*3,337*	*1,805*	*2,722*	*1,878*	*1,658*
,, *Madras*	*6*	*3*	*7*	..	*8*	*3,094*	*2,287*	*7,182*	*20*	*3,137*
,, *Burma*	..	*1*	*3*	*8*	..	*11*	*1,085*	*550*	*4,436*	*203*
TOTAL	181	103	73	60	52	56,764	41,807	56,826	30,141	35,091
Hoops and strips (III. K)—	Tons	Tons	Tons	Tons	Tons					
United Kingdom (*including* Channel Islands)	115	181	160	157	136	38,021	54,984	58,809	42,735	28,490
Other British Possessions	9	7	4	..	1	1,684	926	675	60	523
TOTAL BRITISH EMPIRE	124	188	164	157	137	39,705	56,210	59,484	42,795	29,013
TOTAL FOREIGN COUNTRIES	2	..	1	..	4	652	293	220	155	744
Share of Bengal	*27*	*55*	*59*	*32*	*31*	*15,196*	*20,855*	*29,742*	*26,642*	*5,404*
,, *Bombay*	*98*	*129*	*104*	*73*	*92*	*23,991*	*33,344*	*29,388*	*15,803*	*20,892*
,, *Sind*	..	..	..	..	..	..	..	*120*	*15*	..
,, *Madras*	..	..	..	..	*17*	..	..	..	..	*3,071*
,, *Burma*	*3*	*4*	*2*	*3*	*1*	*2,170*	*2,304*	*454*	*490*	*396*
TOTAL	126	188	165	157	141	40,357	56,503	59,704	42,950	29,757
Nails, screws, rivets, and washers (III. K)—	Tons	Tons	Tons	Tons	Tons					
TOTAL BRITISH EMPIRE	29	14	8	10	19	13,248	5,773	3,159	4,387	7,515
Muskat Territory and Trucial Oman	4	13	7	6	9	2,548	6,762	4,121	2,780	2,976
Other Native States in Arabia	21	10	3	5	3	9,798	5,260	1,225	2,062	992
Persia	9	10	6	10	6	5,249	3,510	2,745	3,477	1,270
Japan	507	..	..	..	..	12,089	..	..	..	..
Other Foreign Countries	9	3	1	2	1	4,091	1,771	1,571	823	699
TOTAL FOREIGN COUNTRIES	550	36	17	23	17	33,775	17,303	9,962	8,642	5,936
Share of Bengal	..	*1*	..	..	..	*140*	*1,209*	..	..	*78*
,, *Bombay*	*67*	*46*	*17*	*21*	*33*	*33,043*	*19,894*	*10,749*	*12,143*	*12,037*
,, *Sind*	*5*	*3*	*2*	*2*	*3*	*1,737*	*1,827*	*872*	*886*	*1,239*
,, *Madras*	..	..	..	..	..	*12*	..	..	..	..
,, *Burma*	*507*	..	*1*	..	..	*12,091*	*145*	*1,560*	..	..
TOTAL	579	50	20	23	36	47,023	23,076	13,121	13,029	13,454
Old, for re-manufacture (II. F)—	Tons	Tons	Tons	Tons	Tons					
United Kingdom (*including* Channel Islands)	5	9	83	..	44	530	960	16,209	..	1,835
Other British Possessions	..	10	16	..	..	..	600	882	65	..
TOTAL BRITISH EMPIRE	5	19	99	..	44	530	1,560	17,091	65	1,835

No. 12—*continued*

ARTICLES, AND COUNTRIES OF FINAL DESTINATION; ALSO SHARE OF EACH PROVINCE	QUANTITY					VALUE				
	1929-30	1930-31	1931-32	1932-33	1933-34	1929-30	1930-31	1931-32	1932-33	1933-34
Metals and Ores—*continued*						R	R	R	R	R
Iron or Steel—*continued*										
Old for re-manufactured (II.-F)—continued	Tons	Tons	Tons	Tons	Tons					
Germany	22	..	585	..	104	1,251	..	11,319	..	3,660
Belgium	1,194	452	2,498	..	16	43,798	14,437	38,691	..	422
Italy (*including* Fiume)	20,930	7,259	34,815	10,661	10,487	8,41,668	1,86,038	6,14,608	2,16,843	2,52,226
Austria	306	..	..	..	..	12,240	..	..	..	..
Japan	41,503	28,212	44,697	45,162	57,032	14,50,102	9,93,707	6,80,312	7,62,469	12,32,496
Other Foreign Countries	21	..	..	..	..	2,151	..	6	..	35
TOTAL FOREIGN COUNTRIES	63,976	35,923	82,595	55,823	67,639	23,51,210	11,94,182	13,44,933	9,79,312	14,88,826
Share of Bengal	..	..	*302*	..	*152*	*120*	*10*	*3,400*	*65*	*3,190*
" *Bombay*	*43,783*	*24,335*	*65,408*	*30,064*	*43,958*	*15,54,641*	*7,12,158*	*11,02,563*	*6,53,684*	*10,11,658*
" *Sind*	*18,645*	*8,607*	*10,848*	*12,574*	*11,642*	*7,34,998*	*3,96,176*	*1,54,423*	*1,94,328*	*2,41,747*
" *Madras*	*1,002*	*3,600*	*3,320*	*4,934*	*1,373*	*48,650*	*57,000*	*66,450*	*1,62,409*	*43,333*
" *Burma*	*548*	..	*2,816*	*7,851*	*10,048*	*13,331*	..	*28,151*	*1,23,891*	*1,84,194*
TOTAL	63,981	35,942	82,694	55,823	67,683	23,51,740	11,95,742	13,62,024	9,79,377	14,90,638
Pipes and fittings, cast (III. K)—	Tons	Tons	Tons	Tons	Tons					
Aden and Dependencies	46	5	5	..	..	12,725	2,450	1,751	..	195
Commonwealth of Australia	..	..	112	..	..	..	..	22,425	..	..
Other British Possessions	24	22	20	5	7	6,654	6,901	5,025	2,178	3,975
TOTAL BRITISH EMPIRE	70	27	137	5	7	19,379	9,351	29,201	2,178	4,170
TOTAL FOREIGN COUNTRIES	20	13	4	2	7	11,389	6,380	1,502	820	2,965
Share of Bengal	*4*	*2*	*18*	..	..	*320*	*500*	*2,868*	*300*	..
" *Bombay*	*75*	*32*	*121*	*7*	*14*	*27,529*	*13,841*	*27,331*	*2,448*	*7,090*
" *Sind*	..	..	*1*	..	..	*300*	..	*237*	*150*	..
" *Madras*	*11*	*6*	*1*	..	..	*1,819*	*1,375*	*270*	..	..
" *Burma*	..	..	..	..	..	..	*15*	..	..	*48*
TOTAL	90	40	141	7	14	30,768	15,731	30,708	2,998	7,138
Sheets and plates, galvanised (III. K)—	Tons	Tons	Tons	Tons	Tons					
TOTAL BRITISH EMPIRE	16	17	8	5	2	6,068	4,599	1,911	1,685	535
TOTAL FOREIGN COUNTRIES	122	22	3	3	30	8,277	5,586	625	769	4,845
Share of Bengal	*3*	..	*6*	..	..	*764*	*121*	*1,525*	*20*	..
" *Bombay*	*33*	*38*	*1*	*4*	*24*	*11,919*	*9,524*	*216*	*1,554*	*4,375*
" *Sind*	*2*	*1*	*3*	*4*	*8*	*872*	*242*	*625*	*500*	*1,107*
" *Madras*	..	..	*1*	..	..	..	*6*	*100*	..	..
" *Burma*	*100*	..	..	..	..	*2,000*	*250*	*18*	..	..
TOTAL	128	39	11	8	32	14,345	10,192	2,536	2,434	5,380

No. 12—*continued*

ARTICLES, AND COUNTRIES OF FINAL DESTINATION; ALSO SHARE OF EACH PROVINCE	QUANTITY					VALUE				
	1929-30	1930-31	1931-32	1932-33	1933-34	1929-30	1930-31	1931-32	1932-33	1933-34
Metals and Ores—*continued*						R	R	R	R	R
Iron or Steel—*continued*										
Sheets and Plates, tinned (III. L)—	Tons	Tons	Tons	Tons	Tons					
TOTAL BRITISH EMPIRE	1	..	6	..	..	729	392	923	156	55
TOTAL FOREIGN COUNTRIES	2	1	6	..	4	820	420	2,150	..	1,271
Share of Bengal	..	..	..	..	..	..	..	..	*30*	..
,, *Bombay*	*3*	*1*	*6*	..	*3*	*1,540*	*720*	*2,200*	..	*1,126*
,, *Sind*	..	..	..	..	*1*	*3*	..	..	..	*170*
,, *Madras*	..	..	*3*	..	..	..	*92*	*873*	*93*	..
,, *Burma*	..	..	..	..	..	*6*	..	..	*98*	*36*
TOTAL	3	1	9	..	4	1,549	812	3,073	156	1,326
Sheets and plates, not galvanised or tinned (III. K)—	Tons	Tons	Tons	Tons	Tons					
United Kingdom (*including* Channel Islands)	..	..	103	..	5	..	..	5,934	30	1,005
Other British Possessions	2	4	6	1	1	853	884	1,065	306	730
TOTAL BRITISH EMPIRE	2	4	10 9	1	6	853	884	6,999	336	1,735
TOTAL FOREIGN COUNTRIES	48	4	2	4	5	4,371	1,079	416	802	654
Share of Bengal	*1*	..	*102*	..	..	*359*	..	*5,664*	*20*	..
,, *Bombay*	*9*	*7*	*9*	*5*	*11*	*2,650*	*1,813*	*1,731*	*1,208*	*2,385*
,, *Sind*	..	..	..	..	..	*20*	..	..	..	..
,, *Madras*	..	..	..	..	..	..	..	..	..	*5*
,, *Burma*	*40*	*1*	..	..	..	*2,295*	*150*	*20*	..	..
TOTAL	50	8	111	5	11	5,224	1,963	7,415	1,228	2,390
Tubes, pipes and fittings, wrought (II. K)—	Tons	Tons	Tons	Tons	Tons					
United Kingdom (*including* Channel Islands)	2	1	..	56	..	768	105	..	13,461	..
Bahrein Islands	17	16	2	5	7	6,542	5,545	962	1,951	2,605
Other British Possessions	16	3	1	1	4	8,645	1,535	1,500	1,268	2,138
TOTAL BRITISH EMPIRE	35	20	3	62	11	15,955	7,185	2,462	16,680	4,743
Persia	38	1	..	2	1	9,685	420	50	550	330
Other Foreign Countries	5	4	3	10	1	2,223	2,635	1,909	7,157	1,121
TOTAL FOREIGN COUNTRIES	43	5	3	12	2	11,908	3,055	1,959	7,707	1,501
Share of Bengal	*7*	*2*	*1*	*3*	*3*	*3,240*	*530*	*770*	*2,170*	*1,145*
,, *Bombay*	*69*	*6*	*2*	*9*	*2*	*18,732*	*4,275*	*2,105*	*5,461*	*1,316*
,, *Sind*	*12*	*16*	*2*	*62*	*8*	*4,253*	*5,360*	*1,366*	*16,756*	*3,446*
,, *Madras*	..	..	..	..	..	..	..	*170*	..	..
,, *Burma*	..	*1*	..	..	..	*28*	*75*	..	..	*833*
TOTAL	78	25	6	74	13	27,863	10,240	4,411	24,387	6,944

No. 12—*continued*

RTICLES, AND COUNTRIES OF FINAL DESTINATION; ALSO SHARE OF EACH PROVINCE	QUANTITY					VALUE				
	1929-30	1930-31	1931-32	1932-33	1933-34	1929-30	1930-31	1931-32	1932-33	1933-34
						R	R	R	R	R
Metals and Ores—*continued*										
Iron or Steel—*continued*										
Wire (III. K)—	Tons	Tons	Tons	Tons	Tons					
TOTAL BRITISH EMPIRE	4	4	..	30	3	2,490	2,534	186	9,528	2,169
TOTAL FOREIGN COUNTRIES	18	24	7	40	3	6,719	6,314	2,343	10,283	984
Share of Bengal . .	..	..	..	3	3	*130*	..	..	*4,775*	*1,615*
,, *Bombay* . .	*17*	*20*	*5*	*30*	*3*	*7,760*	*6,245*	*2,181*	*4,548*	*1,575*
,, *Sind* . .	*5*	*7*	*2*	*40*	..	*1,295*	*1,514*	*330*	*2,406*	*150*
,, *Madras* . .	..	..	..	..	..	*34*	*106*	..	..	..
,, *Burma* . .	..	*1*	..	*2*	..	..	*809*	..	*350*	..
TOTAL .	22	28	7	79	6	9,209	8,848	2,501	19,811	3,143
Other manufactures of iron or steel (III. K)—	Tons	Tons	Tons	Tons	Tons					
United Kingdom (*including* Channel Islands) . .	14	158	29	7	18	18,221	40,760	13,078	1,767	1,076
Aden and Dependencies .	36	25	8	2	..	8,060	6,582	1,080	5,538	..
Bahrein Islands . .	45	9	8	18	5	12,370	2,748	882	1,218	978
Other British Possessions .	34	22	9	4	59	9,410	6,074	3,936	980	4,321
TOTAL BRITISH EMPIRE .	129	214	66	26	76	48,061	55,764	21,874	9,503	7 270
Germany . . .	16	6	2	..	..	6,600	2,050	416	100	..
Muskat Territory and Trucial Oman . . .	19	29	25	9	23	3,172	6,602	4,233	1,068	4,961
Persia	76	5	1	2	3	14,061	1,883	300	1,231	626
Other Foreign Countries .	21	9	37	18	13	8,520	4,056	2,945	4,727	3,113
TOTAL FOREIGN COUNTRIES	130	49	65	29	39	32,443	15,591	7,894	7,726	8,705
Share of Bengal . .	*3*	*20*	*28*	..	*68*	*4,633*	*13,350*	*14,284*	*5,000*	*4,834*
,, *Bombay* . .	*122*	*212*	*18*	*17*	*20*	*67,903*	*51,568*	*6,434*	*4,106*	*4,361*
,, *Sind* . . .	*64*	*28*	*62*	*28*	*33*	*10,897*	*5,924*	*6,241*	*7,181*	*6,813*
,, *Madras* . .	*8*	*1*	*3*	..	..	*11,158*	*150*	*1,284*	*543*	*90*
,, *Burma* . .	*2*	*2*	..	..	..	*1,114*	*1,252*	*834*	*60*	*366*
TOTAL .	259	263	111	55	115	75,804	71,245	30,796	17,229	16,974
Total Iron or Steel—	Tons	Tons	Tons	Tons	Tons					
United Kingdom (*including* Channel Islands) . .	182	384	392	243	212	88,198	1,17,701	1,07,800	81,861	50,673
Aden and Dependencies .	105	39	13	6	5	29,956	10,492	4,401	8,111	3,075
Bahrein Islands . .	96	37	8	24	17	32,190	12,088	3,433	5,146	5,923
Ceylon (*excluding* Maldives)	23	26	31	7	18	10,914	11,079	9,192	2,618	1,247
Straits Settlements (*including* Labuan) . . .	18	23	13	34	5	7,197	6,271	2,284	5,900	2,540
Kenya Colony . . .	22	18	6	23	7	9,962	7,636	2,508	5,844	3,013
Tanganyika Territory .	84	19	..	2	3	15,156	7,191	823	180	1,410
Seychelles . . .	11	31	4	3	5	2,941	9,697	2,070	1,971	2,554
Commonwealth of Australia	..	..	113	..	1	..	..	22,812	..	215
Other British Possessions .	11	14	15	4	61	4,714	3,299	3,265	2,205	4,474
TOTAL BRITISH EMPIRE	516	661	606	346	334	1,82,722	1,76,454	1,60,845	1,14,035	80,671

No. 12—*continued*

ARTICLES, AND COUNTRIES OF FINAL DESTINATION; ALSO SHARE OF EACH PROVINCE	QUANTITY					VALUE				
	1929-30	1930-31	1931-32	1932-33	1933-34	1929-30	1930-31	1931-32	1932-33	1933-34
Metals and Ores—*continued*										
Iron or Steel—*continued*						R	R	R	R	R
Total Iron or Steel—contd.	Tons	Tons	Tons	Tons	Tons					
Germany	48	7	617	..	104	14,050	4,293	43,613	200	3,660
Belgium	1,194	464	2,581	7	17	43,860	16,820	46,049	1,821	1,269
Italy (*including Fiume*)	20,980	7,259	34,815	10,661	10,487	8,41,768	1,86,038	6,14,605	2,16,843	2,52,226
Austria	806	..	..	..	7	12,240	..	..	..	6,700
Muskat Territory and Trucial Oman	66	77	41	34	45	21,049	22,570	12,411	9,581	12,292
Other Native States in Arabia	78	41	15	38	14	25,696	14,060	4,886	12,434	3,666
Iraq	31	17	7	23	117	12,973	7,675	3,192	6,207	19,581
Persia	206	55	25	33	31	58,507	17,332	7,626	11,825	7,344
Japan	42,148	28,212	44,697	45,102	57,042	14,65,037	9,93,806	6,80,312	7,62,469	12,33,643
Portuguese East Africa	17	25	..	1	17	4,668	7,519	181	819	2,766
Other Foreign Countries	24	7	7	5	7	8,304	5,832	5,039	3,169	4,349
TOTAL FOREIGN COUNTRIES	65,043	36,154	82,805	55,964	67,888	25,03,052	12,76,435	14,17,364	10,24,868	15,47,496
Share of Bengal	*86*	*86*	*568*	*93*	*262*	*39,741*	*44,533*	*79,071*	*40,132*	*17,389*
" *Bombay*	*44,459*	*24,983*	*65,741*	*30,280*	*44,259*	*17,89,405*	*8,96,261*	*12,22,151*	*6,34,605*	*11,07,578*
" *Sind*	*18,764*	*8,672*	*10,934*	*13,140*	*11,750*	*7,57,691*	*4,13,612*	*1,68,941*	*2,32,362*	*2,62,266*
" *Madras*	*1,027*	*3,011*	*3,335*	*4,934*	*1,898*	*64,771*	*91,186*	*77,119*	*1,02,709*	*55,066*
" *Burma*	*1,203*	*13*	*2,522*	*7,863*	*10,050*	*33,766*	*7,797*	*30,927*	*1,29,245*	*1,35,767*
TOTAL	65,559	36,785	83,400	56,310	68,219	26,85,274	14,53,289	15,78,209	11,33,953	16,28,068
Lead—										
Unwrought—										
Ore (*III. F*)—	Tons	Tons	Tons	Tons	Tons					
TOTAL BRITISH EMPIRE	10	..	..	2	1	2,040	..	180	470	1,480
Belgium	41	..	..	..	..	6,510	..	..	..	..
Other Foreign Countries	..	..	1	13	4	765	340	1,287	8,629	3,735
TOTAL FOREIGN COUNTRIES	41	..	1	13	4	7,275	340	1,287	8,629	3,735
Share of Bengal	*41*	..	..	..	..	*6,510*	..	..	..	..
" *Bombay*	*10*	..	*1*	*15*	*5*	*2,805*	*340*	*1,372*	*9,099*	*5,215*
" *Sind*	..	..	..	..	..	..	..	*45*	..	..
TOTAL	51	..	1	15	5	9,315	340	1,417	9,099	5,215
Pig (*III. L*)—	Cwts.	Cwts.	Cwts.	Cwts.	Cwts.					
United Kingdom (*including Channel Islands*)	..	..	..	..	446	..	..	665	..	8,016
Other British Possessions	7	..	..	..	2	140	..	..	..	60
TOTAL BRITISH EMPIRE	7	..	..	..	448	140	..	..	..	8,076
TOTAL FOREIGN COUNTRIES	49	35	50	11	31	1,300	1,202	1,120	320	500
Share of Bombay	*56*	*35*	*50*	*11*	*27*	*1,440*	*1,202*	*1,120*	*320*	*620*
" *Sind*	..	..	..	..	*442*	..	..	..	..	*7,956*
TOTAL	56	35	50	11	479	1,440	1,202	1,120	320	8,576
Other sorts (*III. L*)—	Cwts.	Cwts.	Cwts.	Cwts.	Cwts.					
TOTAL BRITISH EMPIRE	7	54	285	..	..	232	1,649	5,620	..	..
Muskat Territory and Trucial Oman	195	107	140	159	106	5,500	2,505	3,245	2,915	1,905
Other Foreign Countries	5	11	420	..	6	150	560	2,643	..	165
TOTAL FOREIGN COUNTRIES	200	118	560	159	112	5,650	3,065	5,888	2,915	2,070

No. 12—*continued*

ARTICLES, AND COUNTRIES OF FINAL DESTINATION; ALSO SHARE OF EACH PROVINCE	QUANTITY					VALUE				
	1929-30	1930-31	1931-32	1932-33	1933-34	1929-30	1930-31	1931-32	1932-33	1933-34
Metals and Ores—*continued*						R	R	R	R	R
Lead—*concluded*										
Other sorts (III. J)—continued	Cwts.	Cwts.	Cwts.	Cwts.	Cwts.					
Share of Bengal	..	..	429	..	..	19	..	2,643	..	..
" *Bombay*	207	172	245	159	112	5,873	4,714	3,345	2,915	2,079
" *Sind*	..	..	..	..	..	..	..	..	..	..
" *Madras*	..	..	220	..	..	..	..	5,500	..	..
TOTAL	207	172	845	159	112	5,892	4,714	11,508	2,915	2,079
Wrought, all sorts (III. L)—	Cwts.		Cwts.	Cwts.						
TOTAL BRITISH EMPIRE	70	5	3	9	..	1,800	3,485	215	280	..
TOTAL FOREIGN COUNTRIES	18	25	65	47	..	515	665	1,345	1,195	..
Share of Bengal	..	7	..	..	..	..	800	50	..	..
" *Bombay*	83	73	68	56	..	2,315	3,300	1,510	1,425	..
TOTAL	88	80	68	56	..	2,315	4,100	1,560	1,425	..
Total Lead (excluding *Ore*)—	Cwts.	Cwts.	Cwts.	Cwts.	Cwts.					
United Kingdom (*including* Channel Islands)	..	7	..	..	446	10	800	50	..	8,016
Ceylon (*excluding* Maldives)	4	2	288	8	..	80	100	5,765	190	..
Other British Possessions	80	100	..	1	2	2,092	4,184	..	40	60
TOTAL BRITISH EMPIRE	84	109	288	9	448	2,172	5,084	5,835	230	8,076
Muskat Territory and Trucial Oman	225	156	239	170	131	6,260	4,141	9,375	3,131	2,315
Other Foreign Countries	37	22	16	47	12	1,106	791	335	1,195	255
TOTAL FOREIGN COUNTRIES	262	178	675	217	143	7,466	4,932	9,353	4,430	2,570
Share of Bengal	..	7	429	..	..	19	800	2,691	..	..
" *Bombay*	346	280	243	216	149	9,857	9,818	5,996	4,660	3,209
" *Sind*	..	..	..	..	442	..	..	..	..	7,956
" *Madras*	..	..	220	..	..	..	..	5,500	..	..
TOTAL	346	287	963	216	591	9,887	10,018	14,188	4,660	10,644
Quicksilver (III. L)—	Lbs.	Lbs.	Lbs.	Lbs.	Lbs.					
TOTAL BRITISH EMPIRE	156	..	75	..	486	670	..	300	..	1,289
TOTAL FOREIGN COUNTRIES	1,455	75	150	73	150	6,072	330	675	320	525
Share of Bombay	1,430	75	225	73	645	6,742	330	975	320	1,714

No. 12—*continued*

ARTICLES, AND COUNTRIES OF FINAL DESTINATION; ALSO SHARE OF EACH PROVINCE	QUANTITY					VALUE				
	1929-30	1930-31	1931-32	1932-33	1933-34	1929-30	1930-31	1931-32	1932-33	1933-34
						R	R	R	R	R
Metals and Ores—*continued*										
Tin—	Cwts.	Cwts.	Cwts.	Cwts.	Cwts.					
Unwrought (Blocks, ingots, bars, and slabs) (III. L)—										
Straits Settlements	..	..	..	200	..	..	..	..	24,163	..
Other British Possessions	46	44	35	34	6	5,435	5,898	1,404	3,695	510
TOTAL BRITISH EMPIRE	46	44	35	234	6	5,435	5,898	1,404	27,858	510
Other Native States in Arabia	101	103	10	78	..	13,610	11,390	770	7,419	..
Iraq	176	293	184	97	26	25,865	36,290	21,450	9,370	2,042
Persia	328	828	231	179	169	47,862	89,065	24,214	18,242	21,103
Other Foreign Countries	41	30	6	591	6	5,871	3,260	570	2,005	765
TOTAL FOREIGN COUNTRIES	646	1,254	431	945	201	93,208	1,40,005	47,004	37,036	23,910
Share of Bengal	*13*	..	*22*	*580*	..	*435*	..	*379*	*725*	..
„ *Bombay*	*679*	*1,397*	*441*	*399*	*207*	*98,203*	*1,46,278*	*47,747*	*40,006*	*24,420*
„ *Sind*	..	..	*3*	..	..	..	..	*232*	..	..
„ *Madras*	..	*1*	..	*200*	..	..	*120*	..	*24,163*	..
TOTAL	692	1,298	466	1,179	207	98,643	1,45,398	48,408	64,894	24,420
Zinc or spelter—										
All Sorts—	Cwts.	Cwts.	Cwts.	Cwts.	Cwts.					
TOTAL BRITISH EMPIRE	27	45	45	6	4	600	1,838	2,349	215	110
TOTAL FOREIGN COUNTRIES	57	204	31	..	27	1,800	1,488	1,105	..	386
Share of Bengal	*20*	*204*	*24*	..	..	*400*	*1,352*	*2,364*	..	..
„ *Bombay*	*64*	*45*	*37*	*6*	*11*	*1,976*	*1,969*	*965*	*215*	*210*
„ *Sind*	..	..	*5*	..	*20*	..	..	*125*	..	*286*
„ *Burma*	..	..	..	..	..	*35*	..	..	..	..
TOTAL	84	249	76	6	31	2,400	3,321	3,454	215	496
Metals, unenumerated (III. L)—	Cwts.	Cwts.	Cwts.	Cwts.	Cwts.					
United Kingdom (*including* Channel Islands)	1,850	1,251	716	2,011	4,984	71,102	37,497	27,120	81,408	1,99,450
Aden and Dependencies	181	369	506	376	611	20,285	41,775	53,510	50,698	78,617
Bahrein Islands	10	4	28	..	76	1,600	310	3,504	..	9,821
Ceylon (*excluding* Maldives)	105	120	174	317	438	13,668	12,750	18,648	28,848	34,889
Straits Settlements (*including* Labuan)	37	419	544	425	377	3,650	37,912	48,148	28,435	35,153
Hongkong	1	..	213	299	90	76	..	5,896	4,731	1,850
Union of South Africa	3	2	7	72	105	700	200	836	8,729	12,837
Zanzibar and Pemba	73	50	149	55	47	8,836	6,198	16,778	7,104	5,829
Kenya Colony	325	405	34	16	12	36,975	35,119	3,765	1,829	1,526
Tanganyika Territory	58	87	75	7	9	6,700	8,850	8,227	918	1,064
Anglo-Egyptian Sudan	374	610	187	140	572	46,475	66,148	19,712	17,002	72,837
Mauritius and Dependencies	19	95	145	60	182	2,020	8,853	15,089	7,454	22,326
Other British Possessions	36	8	6	53	16	3,502	730	730	6,952	1,693
TOTAL BRITISH EMPIRE	3,066	3,369	2,784	3,831	7,419	2,15,588	2,44,872	2,31,762	2,38,632	4,77,892
Germany	1,967	7,870	3,252	1,716	5,845	70,142	1,06,293	36,700	48,373	1,20,650
Netherlands	2,445	1,522	235	..	115	95,154	1,38,658	4,125	..	1,[illegible]0
Belgium	..	23	..	4	200	..	100	..	59	7,600
France	..	..	..	..	50	..	.	..	..	6,523
Italy (*including* Fiume)	..	1	..	2,804	700	..	10	..	1,51,480	33,000
Muskat Territory and Trucial Oman	33	9	52	37	133	5,000	1,250	6,029	5,105	9,934

No. 12—*continued*

ARTICLES, AND COUNTRIES OF FINAL DESTINATION; ALSO SHARE OF EACH PROVINCE	QUANTITY					VALUE				
	1929-30	1930-31	1931-32	1932-33	1933-34	1929-30	1930-31	1931-32	1932-33	1933-34
Metals and Ores—*continued*										
Metals, unenumerated (III. L)—*continued*	Cwts.	Cwts.	Cwts.	Cwts.	Cwts.	R	R	R	R	R
Other Native States in Arabia	9	1	79	109	128	1,060	235	9,554	13,331	14,809
Iraq	196	42	714	536	932	24,064	4,750	79,572	78,894	1,26,161
Persia	608	567	84	152	240	70,685	84,587	9,331	14,524	29,774
Siam	13	19	175	121	115	1,450	2,195	19,597	13,681	13,364
China (exclusive of Hong-kong and Macao)	..	..	..	15	173	..	..	..	1,218	7,661
Japan	345	..	296	635	1,271	5,175	..	11,890	33,908	10,291
Portuguese East Africa	19	27	..	30	52	3,050	3,900	..	4,234	6,434
Other Foreign Countries	129	9	89	52	78	4,936	1,590	9,159	6,527	6,216
TOTAL FOREIGN COUNTRIES	5,869	10,005	4,076	6,209	10,032	2,90,716	2,93,778	1,85,967	3,76,510	3,96,512
Share of Bengal	*609*	*5,398*	*3,443*	*5,489*	*6,483*	*25,962*	*1,42,357*	*61,549*	*2,61,246*	*2,54,749*
,, *Bombay*	*7,050*	*7,515*	*3,218*	*3,831*	*7,453*	*4,30,310*	*5,54,206*	*2,10,293*	*3,47,397*	*4,83,018*
,, *Sind*	*1,293*	*2*	*43*	*573*	*1,891*	*39,647*	*180*	*2,126*	*26,350*	*55,618*
,, *Madras*	..	*144*	*699*	*298*	*362*	..	*5,896*	*9,539*	*20,670*	*25,253*
,, *Burma*	*3*	*611*	*457*	*603*	*1,401*	*696*	*36,173*	*23,221*	*59,179*	*44,135*
TOTAL	8,955	13,464	7,760	10,040	17,591	5,06,304	5,38,650	4,07,719	6,15,142	8,74,404
Ores, unenumerated (II. F)—	Tons	Tons	Tons	Tons	Tons					
United Kingdom (*including* Channel Islands)	..	..	..	..	..	..	..	5	..	..
TOTAL FOREIGN COUNTRIES.	..	1	..	..	..	..	45	15	..	..
Share of Bengal	..	*1*	..	..	..	..	*45*	..	..	..
,, *Bombay*	..	..	..	..	..	..	..	*10*	..	..
TOTAL	..	1	..	..	..	..	45	20	..	..
Total Metals and Ores—	Tons	Tons	Tons	Tons	Tons					
United Kingdom (*including* Channel Islands)	474	459	431	347	488	2,93,504	1,64,352	1,45,974	1,78,342	2,71,710
Aden and Dependencies	133	63	41	26	37	60,071	36,976	60,221	60,656	83,112
Bahrein Islands	111	40	13	33	25	50,602	16,728	12,120	15,554	19,575
Ceylon (*excluding* Maldives)	42	37	56	24	42	21,988	29,414	39,227	27,215	45,227
Straits Settlements	16	45	40	65	24	12,088	45,558	51,842	50,103	37,743
Hongkong	14	..	11	17	59	10,586	299	5,998	5,161	4,814
Union of South Africa	1	..	..	4	6	2,140	1,075	838	5,729	13,287
Zanzibar and Pemba	18	19	16	6	6	20,972	18,078	20,748	10,056	9,324
Kenya Colony	50	41	9	25	8	50,574	46,032	7,315	6,831	6,104
Tanganyika Territory	39	21	4	3	4	34,685	11,176	3,502	1,498	2,874
Anglo-Egyptian Sudan	19	21	9	7	29	46,475	66,348	19,712	17,102	72,837
Mauritius and Dependencies	1	5	3	3	9	2,120	2,853	17,185	7,524	22,326
Seychelles	12	22	5	4	6	6,046	7,272	2,760	3,143	3,819
Commonwealth of Australia	..	..	113	1	1	330	..	22,512	2,114	215
Other British Possessions	3	..	7	..	..	5,265	929	3,625	252	1,808
TOTAL BRITISH EMPIRE	932	783	765	565	744	6,22,421	4,63,200	4,18,967	4,06,796	5,94,466
Germany	241	418	780	86	405	2,41,023	1,21,486	81,286	49,108	1,[illegible],819
Netherlands	148	99	14		17	1,06,845	1,50,651	4,541	6	4,710
Belgium	1,236	467	2,408	7	27	80,290	14,502	49,617	1,446	3,669
France	6	..	..	..	4	4,936	2,245	440	..	2,765
Italy (*excluding* Fiume)	20,920	7,250	24,815	10,801	10,512	8,41,766	1,86,578	6,14,775	3,78,573	2,87,426
Austria	306	..	..	..	7	12,240	..	..	..	6,709
Muscat Territory and Trucial Oman	82	86	58	49	60	97,129	29,851	26,676	20,561	25,791
Other Native States in Arabia	88	61	84	58	82	52,708	32,089	19,274	20,664	44,02[illegible]

No. 12—*continued*

ARTICLES, AND COUNTRIES OF FINAL DESTINATION; ALSO SHARE OF EACH PROVINCE	QUANTITY					VALUE				
	1929-30	1930-31	1931-32	1932-33	1933-34	1929-30	1930-31	1931-32	1932-33	1933-34
Metals and Ores—*concluded* *Total Metals and Ores*—continued	Tons	Tons	Tons	Tons	Tons	₹	₹	₹	₹	₹
Iraq	56	38	58	67	173	87,451	55,670	1,05,079	1,00,439	1,54,337
Persia	283	156	57	59	76	2,08,943	1,79,698	58,843	54,741	75,572
Siam	1	1	10	6	6	1,459	2,585	20,609	13,681	18,500
China (*exclusive* of Hongkong and Macão)	..	..	2	1	9	..	757	3,455	1,270	7,851
Japan	42,166	28,212	44,712	45,223	57,106	14,70,965	9,93,896	6,92,217	7,07,192	12,48,984
Portuguese East Africa	18	26	1	4	20	8,764	11,455	3,402	5,494	9,200
Other Foreign Countries	20	9	7	10	5	15,700	10,297	10,112	15,805	10,185
TOTAL FOREIGN COUNTRIES	65,678	36,822	83,186	56,866	68,472	31,34,998	17,96,472	16,90,591	14,74,777	₹ 20,32,668
Share of Bengal	*200*	*381*	*766*	*395*	*600*	*1,15,782*	*2,05,560*	*1,51,209*	*3,03,924*	*2,88,013*
" *Bombay*	*45,186*	*25,499*	*65,977*	*30,493*	*44,705*	*25,99,393*	*14,97,173*	*16,08,534*	*9,68,537*	*16,99,976*
" *Sind*	*18,994*	*8,672*	*10,938*	*13,189*	*11,875*	*9,42,971*	*4,13,879*	*1,74,227*	*2,64,538*	*3,33,770*
" *Madras*	*1,027*	*3,018*	*3,376*	*4,960*	*1,916*	*65,705*	*97,451*	*94,937*	*1,49,413*	*81,315*
" *Burma*	*1,203*	*35*	*2,845*	*7,394*	*10,120*	*34,468*	*45,619*	*86,041*	*1,89,164*	*2,30,059*
TOTAL	66,610	37,605	83,901	56,931	69,216	37,57,419	22,59,672	21,09,548	18,75,575	26,27,133
Oils—										
Animal (II. G)—	Gals.	Gals.	Gals.	Gals.	Gals.					
TOTAL BRITISH EMPIRE	..	28	12	17	2,424	..	175	60	39	5,920
TOTAL FOREIGN COUNTRIES	..	14	456	..	2,850	..	32	268	..	2,914
Share of Bengal	..	..	*12*	..	*3,881*	..	..	*60*	..	*4,514*
" *Bombay*	..	*22*	*456*	*17*	*2,402*	..	*65*	*268*	*39*	*4,320*
" *Sind*	..	*20*	..	..	..	..	*152*	..	..	..
TOTAL	..	42	468	17	6,283	..	207	328	39	8,834
Essential (II. G)—	Gals.	Gals.	Gals.	Gals.	Gals.					
Anglo-Egyptian Sudan	..	304	275	92	275	..	9,950	6,905	4,550	6,720
Other British Possessions	284	208	35	202	61	6,865	5,755	1,350	5,028	2,029
TOTAL BRITISH EMPIRE	284	512	310	294	336	6,865	15,705	8,255	9,578	8,749
Germany	9	10	..	..	..	11,790	252	..	..	..
Netherlands	480	80	..	..	39	37,788	3,356	..	..	700
Other Foreign Countries	39	126	101	30	11	4,280	6,271	2,900	2,138	260
TOTAL FOREIGN COUNTRIES	528	216	101	30	50	53,858	9,879	2,900	2,138	960
Share of Bengal	*459*	*158*	*101*	..	..	*49,578*	*3,441*	*2,900*	..	..
" *Bombay*	*53*	*504*	*303*	*324*	*373*	*5,195*	*18,236*	*7,555*	*11,716*	*9,355*
" *Sind*	..	*50*	..	..	*8*	..	*2,033*	..	..	*334*
" *Madras*	*34*	*16*	*7*	..	..	*2,700*	*1,379*	*700*	..	..
" *Burma*	*141*	..	..	..	..	*2,750*	..	..	..	..
TOTAL	812	728	411	324	386	60,223	25,584	11,155	11,716	9,709
Mineral—										
Kerosene (II. G)—	Gals.	Gals.	Gals.	Gals.	Gals.					
Maldives	..	..	20,000	..	..	..	..	12,500	.	..
Other British Possessions	43	12	76	..	375	53	14	92	..	2,062
TOTAL BRITISH EMPIRE	43	12	20,076	..	375	53	14	12,592	..	2,062
TOTAL FOREIGN COUNTRIES	1,094	1,770	413	372	351	1,178	1,380	349	557	177

No. 12—*continued*

ARTICLES, AND COUNTRIES OF FINAL DESTINATION; ALSO SHARE OF EACH PROVINCE	QUANTITY					VALUE				
	1929-30	1930-31	1931-32	1932-33	1933-34	1929-30	1930-31	1931-32	1932-33	1933-34
Oils—*continued*						R	R	R	R	R
Mineral—continued										
Kerosene (II. G)—*continued*	Gals.	Gals.	Gals.	Gals.	Gals.					
Share of Bengal	*246*	*23*	..	..	*375*	*318*	*34*	..	..	*2,062*
„ *Bombay*	*89*	..	*2*	*24*	*451*	*87*	..	*2*	*21*	*177*
„ Sind	*6*	*1,760*	*4,405*	*548*	..	*3*	*1,370*	*2,831*	*536*	..
„ *Madras*	*600*	..	*16,074*	..	..	*379*	..	*10,090*	..	..
„ *Burma*	*607*	..	*5*	..	..	*453*	..	*13*	..	..
TOTAL	1,187	1,782	20,489	572	726	1,231	1,394	12,941	557	2,239
Other kinds (II. G)—	Gals.	Gals.	Gals.	Gals.	Gals.					
United Kingdom (*including* Channel Islands)	2,293,605	865,830	147,874	273,292	50,732	4,55,147	1,77,245	35,046	64,245	11,347
Bahrein Islands	15,652	14,589	4,086	9,074	3,924	21,447	24,093	7,160	11,542	3 870
Ceylon (*excluding* Maldives)	253,436	32,578	577,284	12,993	8,661	73,797	56,064	1,48,280	28,302	16,843
Straits Settlements	104,096	37,793	12,818	6,118	884	24,257	25,545	3,008	7,504	2,291
Union of South Africa	75,934	..	28,966	26,417	..	15,019	..	5,668	4,765	..
Kenya Colony	4,706	2,491	19,623	2,022	55	6,831	3,340	5,491	2,872	186
Anglo-Egyptian Sudan	862,775	..	..	..	..	1,78,555	..	..	..	..
Commonwealth of Australia	76,984	128,905	40,488	157,883	..	15,519	25,326	8,210	30,019	..
Other British Possessions	4,416	1,883	1,514	1,590	703	9,460	4,161	3,550	3,602	2,519
TOTAL BRITISH EMPIRE	3,691,606	1,084,069	833,503	491,384	64,956	7,94,012	3,15,784	2,14,608	1,48,422	35,176
Italy (*including* Fiume)	129,266	84,638	113,028	570,164	438,753	19,842	24,080	21,681	1,06,076	79,286
Iraq	36,338	35,067	25,259	20,139	38,703	1,00,604	72,390	71,954	57,470	93,057
Persia	361,785	297,320	5,377	11,367	35,003	1,77,031	1,41,754	15,039	37,918	64,079
Sumatra	..	..	51,559	..	..	..	..	9,031	..	..
Java	37,862	12,730	..	24	28	5,179	2,503	..	102	15
China (*exclusive* of Hong-kong and Macão)	36,980	..	..	..	..	6,716	..	..	..	..
Japan	95,935	48,242	..	..	650	17,140	9,477	..	..	900
Portuguese East Africa	17,206	70	51	..	21	9,355	141	224	..	45
Argentine Republic	103,588	..	..	..	174,071	20,915	..	..	..	34,875
United States of America—Pld Atlantic Coast	1,064,739	1,559,233	39,188	26	788,565	2,12,362	3,12,364	7,577	28	1,03,560
„ Pacific „	..	100	..	281,264	..	..	1,312	..	49,558	..
Other Foreign Countries	1,945	2,564	30,054	12,765	2,040	5,915	4,377	11,528	8,606	3,252
TOTAL FOREIGN COUNTRIES	1,875,744	2,040,864	264,516	895,729	1,262,849	5,75,739	5,66,348	1,37,034	2,57,683	3,79,070
Share of Bengal	*2,350*	*1,412*	*6,924*	*9,398*	*2,153*	*6,423*	*2,122*	*9,903*	*13,778*	*6,997*
„ *Bombay*	*4,406,378*	*2,633,893*	*993,321*	*1,366,447*	*1,314,537*	*11,31,279*	*7,47,891*	*1,13,317*	*3,76,918*	*3,83,197*
„ Sind	*1,149,676*	*292,930*	*81,130*	*6,513*	*210,177*	*2,06,527*	*92,324*	*21,189*	*7,619*	*66,129*
„ *Madras*	*8,321*	*4,596*	*1,797*	*3,817*	*221*	*15,479*	*8,962*	*2,530*	*6,127*	*417*
„ *Burma*	*595*	*102,102*	*12,447*	*1,816*	*310*	*1,964*	*97,247*	*4,348*	*6,487*	*1,446*
TOTAL	5,567,350	3,124,933	1,096,019	1,387,113	1,527,806	13,60,781	8,54,172	2,51,727	4,06,176	4,17,846
Total Mineral Oils	Gals. 5,568,537	Gals. 3,126,715	Gals. 1,116,508	Gals. 1,387,985	Gals. 1,528,531	13,71,013	[illegible]	3,64,668	[illegible]	4,19,485
Vegetable, non-essential—										
Linseed—	Gals.	Gals.	Gals.	Gals.	Gals.					
TOTAL BRITISH EMPIRE	328	436	701	623	369	1,284	1,313	1,972	2,070	906

No. 12—*continued*

ARTICLES, AND COUNTRIES OF FINAL DESTINATION; ALSO SHARE OF EACH PROVINCE	QUANTITY					VALUE				
	1929-30	1930-31	1931-32	1932-33	1933-34	1929-30	1930-31	1931-32	1932-33	1933-34
Oils—*continued*						R	R	R	R	R
Vegetable, non-essential—continued										
Linseed (IL. G)—*continued*	Gals.	Gals.	Gals.	Gals.	Gals.					
Iraq	1,500	..	760	25	762	8,400	..	1,850	97	1,809
Other Foreign Countries	683	487	491	313	443	2,150	1,823	1,365	933	1,332
TOTAL FOREIGN COUNTRIES	2,183	487	1,251	338	1,205	10,550	1,823	2,715	1,030	3,141
Share of Bengal	..	..	..	..	..	..	..	..	..	..
" *Bombay*	*2,221*	*749*	*1,901*	*845*	*1,472*	*10,821*	*2,138*	*4,154*	*2,684*	*3,809*
" *Sind*	*290*	*227*	*51*	*116*	*102*	*1,013*	*993*	*164*	*353*	*324*
" *Burma*	..	*6*	..	..	..	..	*5*	..	..	..
TOTAL	2,511	982	1,952	961	1,574	11,834	3,136	4,318	3,039	4,043
Other sorts (IL. G)—	Gals.	Gals.	Gals.	Gals.	Gals.					
TOTAL BRITISH EMPIRE	10	297	10	..	851	50	561	37	..	783
TOTAL FOREIGN COUNTRIES	78	216	1,810	10	15	160	1,453	795	30	371
Share of Bengal	..	*305*	*1,810*	..	*3*	..	*1,586*	*795*	..	*60*
" *Bombay*	*53*	*164*	*10*	*10*	*308*	*210*	*368*	*37*	*30*	*745*
" *Burma*	..	*44*	..	..	*55*	..	*60*	..	..	*349*
TOTAL	83	513	1,820	10	366	210	2,014	832	30	1,154
Total Vegetable, non-essential	Gals. 2,594	Gals. 1,495	Gals. 3,772	Gals. 971	Gals. 1,940	12,044	5,150	5,150	3,069	5,197
Total Oils—	Gals.	Gals.	Gals.	Gals.	Gals.					
United Kingdom (including Channel Islands)	2,293,874	865,087	147,903	273,472	50,740	4,57,935	1,80,512	38,163	68,843	11,671
Aden and Dependencies	1,719	593	450	665	3,397	3,535	1,422	1,490	1,600	6,543
Bahrein Islands	15,670	14,650	5,032	9,370	3,584	32,047	24,388	7,477	13,015	5,019
Maldives	25	..	20,000	24	..	108	..	12,500	100	..
Ceylon (excluding Maldives)	253,509	32,644	577,643	13,149	3,974	76,152	57,599	1,49,465	23,926	17,042
Straits Settlements	104,111	38,097	12,816	8,113	1,333	24,282	26,293	3,006	7,594	5,558
Union of South Africa	76,009	..	28,966	26,417	..	15,316	..	5,668	4,785	..
Kenya Colony	4,806	2,615	19,822	2,107	272	3,015	3,996	6,059	3,342	1,468
Anglo-Egyptian Sudan	862,775	304	275	142	275	1,72,555	9,950	6,905	4,730	6,720
Commonwealth of Australia	76,984	128,905	40,512	157,883	..	15,519	15,473	8,600	30,019	..
Other British Possessions	2,789	1,528	991	976	1,236	6,330	3,919	2,845	2,192	1,671
TOTAL BRITISH EMPIRE	3,693,271	1,085,413	854,613	492,318	69,811	8,01,794	3,33,552	2,37,240	1,60,949	56 592
Germany	70	34	1,853	2	9	11,922	1,236	855	2	25
Netherlands	480	80	..	20	109	37,788	3,856		10	1,766
Italy (including Fiume)	129,266	84,038	113,028	570,164	438,753	10,842	24,080	21,631	1,03,974	79,286
Iraq	37,843	35,967	26,019	20,164	39,558	1,09,154	72,390	73,304	57,567	94,566
Persia	362,110	237,462	5,437	11,444	25,356	1,78,736	1,42,349	15,225	38,134	65,151
Sumatra	..	..	51,559	..	..	..	..	9,031	..	..
Java	27,862	12,730	..	24	40	8,179	2,503	..	102	24
Borneo (Dutch)	..	..	..	6	..	..	..	..	5	..
China (exclusive of Hongkong and Macao)	36,960	110	14	..	3	6,716	400	1,490	..	60

No. 12—*continued*

ARTICLES, AND COUNTRIES OF FINAL DESTINATION; ALSO SHARE OF EACH PROVINCE	Quantity					Value				
	1929-30	1930-31	1931-32	1932-33	1933-34	1929-30	1930-31	1931-32	1932-33	1933-34
Oils—*concluded*						R	R	R	R	R
Total Oils—continued										
Japan	Gals. 95,954	Gals. 48,264	Gals. ..	Gals. ..	Gals. 5,765	16,290	10,497	..	..	3,064
Portuguese East Africa	17,259	275	273	214	50	9,508	840	850	697	128
United States of America—Via Atlantic Coast	1,065,829	1,559,299	89,197	34	5,88,565	2,13,558	3,16,764	7,645	43	1,13,510
,, Pacific ,,	..	..	..	281,264	..	..	..	..	49,585	..
Argentine Republic	103,668	..	..	..	178,971	20,918	..	..	..	34,878
Other Foreign Countries	2,276	4,708	31,165	13,641	2,053	9,876	8,550	13,080	11,349	2,931
TOTAL FOREIGN COUNTRIES	1,879,622	2,043,567	268,547	836,979	1,387,329	6,41,665	5,82,955	1,44,061	2,61,438	3,81,633
Share of Bengal	*3,115*	*1,897*	*8,847*	*9,398*	*6,312*	*56,324*	*7,189*	*13,658*	*13,773*	*23,718*
,, *Bombay*	*4,608,820*	*5,625,332*	*9,95,993*	*1,367,687*	*1,119,448*	*11,53,699*	*7,75,415*	*3,25,373*	*3,90,550*	*3,11,572*
,, *Sind*	*1,149,970*	*394,987*	*86,936*	*7,537*	*230,287*	*2,07,543*	*96,277*	*24,384*	*5,548*	*46,473*
,, *Madras*	*8,746*	*4,618*	*17,878*	*3,077*	*223*	*21,549*	*6,661*	*13,330*	*4,537*	*617*
,, *Burma*	*1,243*	*103,152*	*13,455*	*1,618*	*365*	*3,171*	*27,313*	*4,066*	*4,497*	*1,795*
TOTAL	5,571,893	3,128,980	1,123,159	1,389,297	1,357,140	14,43,279	9,16,507	3,81,301	4,21,187	4,48,215
OIL FUEL shipped for the use of steamers, etc., engaged in the foreign trade * (a)—										
Share of Bengal	—	—	Gallons. —	Gallons. —	Gallons. *536,623*					
,, *Bombay*	—	—	*10,750,103*	*10,485,364*	*8,475,610*	—	—	—	—	—
,, *Sind*	—	—	*1,461,669*	*630,333*	*1,066,894*	—	—	—	—	—
,, *Madras*	—	—	*451,566*	*413,616*	*3,917,304*	—	—	—	—	—
,, *Burma*	—	—	*62,586*	..	*238,908*	—	—	—	—	—
TOTAL	—	—	12,725,922	11,529,213	14,236,239	—	—	—	..	—
OIL, Lubricating, shipped in aircrafts for consumption during the outward journey (b)†—										
Share of Sind	—	—	—	—	*58*	—	—	—	—	—
,, *Burma*	—	—	—	—	*366*	—	—	—	—	—
TOTAL	—	—	—	—	424	—	—	—	—	—
Oil-cloth and Floor-cloth (III. U)—	Sq. yards	Sq. yards	Sq. yards	Sq. yards	Sq. yards					
TOTAL BRITISH EMPIRE	8,073	3,478	4,998	2,435	1,322	10,748	4,570	6,145	1,995	1,260
TOTAL FOREIGN COUNTRIES	7,192	1,426	3,483	3,289	2,253	5,472	1,230	1,910	1,900	2,847
Share of Bengal	..	..	..	..	2,098	..	..	..	..	*2,108*
,, *Bombay*	*15,217*	*4,673*	*3,476*	*5,724*	*1,453*	*16,148*	*5,220*	*3,055*	*3,896*	*1,444*
,, *Sind*	..	*396*	..	..	*9*	..	*689*	..	..	*80*
,, *Madras*	*48*	..	..	..	..	*72*	..	..	..	..
TOTAL	15,265	4,809	3,476	5,724	3,576	16,220	5,909	3,055	3,805	3,577
Paints and Colours (III. E)—	Cwts.	Cwts.	Cwts.	Cwts.	Cwts.					
United Kingdom (*including Channel Islands*)	573	4,741	3,689	476	51	17,835	67,256	53,552	21,362	3,709
Aden and Dependencies	131	143	277	38	29	12,156	13,243	14,043	3,853	3,064
Ceylon (*excluding Maldives*)	241	106	77	65	63	17,336	7,519	5,261	5,139	4,616
Straits Settlements	79	113	157	94	108	8,615	5,856	11,779	5,927	5,048
Kenya Colony	47	153	107	102	55	5,567	9,376	11,383	6,197	2,512
Other British Possessions	242	100	76	118	73	12,774	6,781	6,171	5,776	4,594
TOTAL BRITISH EMPIRE	1,304	5,384	4,443	893	378	67,373	1,09,939	1,02,979	49,954	24,257
Germany	5	1,030	6	1	9	613	18,907	1,135	200	1,201
Muskat Territory and Trucial Oman	97	84	66	51	59	6,901	5,756	6,649	5,261	6,466
Other Native States in Arabia	187	247	307	238	178	25,911	21,530	28,377	24,097	24,702
Persia	255	200	94	169	271	17,480	14,072	8,246	9,845	17,615
Portuguese East Africa	89	103	102	116	83	5,756	7,750	6,893	7,706	5,818
United States of America—Via Atlantic Coast	5	14	79	5	18	..	406	10,176	100	2,547
,, Pacific ,,	..	2	..	..	..	..	10	..	..	..
Other Foreign Countries	176	444	189	282	112	7,536	9,122	6,289	4,515	5,719
TOTAL FOREIGN COUNTRIES	759	2,095	843	862	730	63,796	87,576	74,447	51,979	64,112

* Oil fuel shipped for the use of steamers, etc., is not re-exports in the ordinary acceptation of the term, and the value thereof is, accordingly, not included in the total re-exports.
(a) Separately recorded from 1931-32.
(b) Separately recorded from 1933.

† Oil Lubricating, shipped in aircrafts, is not re-exports in the ordinary acceptation of the term, the value there of is, accordingly, not included in the total re-exports.

No. 12—*continued*

ARTICLES, AND COUNTRIES OF FINAL DESTINATION; ALSO SHARE OF EACH PROVINCE	Quantity					Value				
	1929-30	1930-31	1931-32	1932-33	1933-34	1929-30	1930-31	1931-32	1932-33	1933-34
Paints and Colours (III. E)—*continued*	Cwts.	Cwts.	Cwts.	Cwts.	Cwts.	R	R	R	R	R
Share of Bengal	*581*	*5,843*	*3,918*	*232*	*169*	*22,879*	*52,878*	*73,585*	*13,437*	*12,912*
„ *Bombay*	*1,199*	*1,379*	*1,271*	*1,357*	*876*	*98,566*	*1,04,823*	*97,654*	*90,801*	*71,453*
„ *Sind*	*184*	*169*	*80*	*75*	*70*	*6,100*	*5,822*	*3,824*	*3,590*	*2,551*
„ *Madras*	*41*	*7*	*16*	*28*	*11*	*2,105*	*831*	*2,584*	*1,198*	*760*
„ *Burma*	*58*	*86*	*1*	*73*	*12*	*1,519*	*1,980*	*178*	*4,901*	*566*
TOTAL	2,063	7,432	5,286	1,755	1,138	1,31,169	1,96,354	1,77,525	1,13,927	88,272
Paper and Pasteboard—										
PAPER—										
Printing paper (III. M)—	Cwts.	Cwts.	Cwts.	Cwts.	Cwts.					
Tanganyika Territory	296	..	9	59	14	7,445	..	200	1,460	310
Other British Possessions	186	57	168	290	6	6,195	1,590	4,765	6,403	155
TOTAL BRITISH EMPIRE	482	57	177	349	20	13,640	1,590	4,965	7,863	465
TOTAL FOREIGN COUNTRIES	153	10	..	9	48	3,310	242	..	102	870
Share of Bengal	..	*10*	*16*	*226*	..	..	*268*	*736*	*4,803*	..
„ *Bombay*	*638*	*51*	*161*	*132*	*63*	*16,865*	*1,430*	*4,229*	*3,162*	*1,335*
„ *Sind*	..	*6*	..	..	..	..	*140*	..	..	..
„ *Madras*	*2*	..	..	..	..	*85*	..	..	..	..
TOTAL	635	67	177	358	68	16,950	1,838	4,965	7,965	1,335
Writing paper and Envelopes (III. M)—										
TOTAL BRITISH EMPIRE	—	—	—	—	—	14,477	14,630	7,995	8,662	8,791
Persia	—	—	—	—	—	11,882	6,115	6,456	7,809	16,281
Other Foreign Countries	—	—	—	—	—	7,240	2,099	4,410	3,283	2,766
TOTAL FOREIGN COUNTRIES	—	—	—	—	—	18,622	8,214	10,866	11,092	19,047
Share of Bengal	—	—	—	—	—	*132*	*890*	..	*100*	..
„ *Bombay*	—	—	—	—	—	*31,162*	*19,169*	*17,031*	*17,661*	*27,005*
„ *Sind*	—	—	—	—	—	*1,506*	*965*	*1,819*	*1,993*	*839*
„ *Madras*	—	—	—	—	—	..	..	*10*	..	..
„ *Burma*	—	—	—	—	—	*300*	*1,820*	..	..	..
TOTAL	—	—	—	—	—	33,099	22,844	18,851	19,754	27,838
Other Kinds of paper (including paper manufactures) (III. M)—	Cwts.	Cwts.	Cwts.	Cwts.	Cwts.					
United Kingdom (*including Channel Islands*)	23	23	54	90	35	928	1,160	1,162	9,415	2,053
Ceylon (*excluding Maldives*)	78	203	112	141	58	3,592	6,099	4,044	3,620	2,434
Kenya Colony	47	100	36	66	33	4,011	5,705	1,686	1,915	1,297
Other British Possessions	331	413	490	343	127	5,215	5,954	7,029	3,847	3,230
TOTAL BRITISH EMPIRE	476	739	692	640	254	13,746	18,918	13,921	18,797	9,104
Muscat Territory and Trucial Oman	647	560	411	454	522	5,302	4,507	2,630	3,633	3,005
Other Foreign Countries	739	756	815	547	539	12,303	11,526	13,331	11,044	11,065
TOTAL FOREIGN COUNTRIES	1,386	1,316	1,227	1,001	1,061	17,605	16,032	15,961	14,677	14,070

No. 12—*continued*

ARTICLES AND COUNTRIES OF FINAL DESTINATION; ALSO SHARE OF EACH PROVINCE	QUANTITY					VALUE				
	1929-30	1930-31	1931-32	1932-33	1933-34	1929-30	1930-31	1931-32	1932-33	1933-34
Paper and Pasteboard—*continued*						R	R	R	R	R
Other kinds of paper (including paper manufactures) (III. M)—contd.	Cwts.	Cwts.	Cwts.	Cwts.	Cwts.					
Share of Bengal	27	180	23	58	59	2,181	4,201	734	4,445	4,762
„ *Bombay*	1,484	1,415	1,506	1,302	901	26,646	25,756	23,551	27,216	16,[illegible]6
„ *Sind*	368	382	340	275	337	5,629	5,146	4,901	4,554	6,169
„ *Madras*	1	9	27	4	15	10	833	746	127	681
„ *Burma*	..	69	22	2	3	56	1,315	1,004	80	731
TOTAL	1,860	2,055	1,919	1,641	1,315	34,351	34,251	30,936	36,474	28,178
Pasteboard, millboard and cardboard of all kinds (III. M)—	Cwts.	Cwts.	Cwts.	Cwts.	Cwts.					
TOTAL BRITISH EMPIRE	112	110	102	176	197	2,186	2,647	2,387	3,271	6,[illegible]8
TOTAL FOREIGN COUNTRIES	204	81	274	267	47	3,775	2,325	3,614	2,561	1,[illegible]0
Share of Bengal	..	..	..	7	..	..	..	..	678	
„ *Bombay*	316	189	288	436	140	5,961	5,060	4,621	5,917	7,[illegible]9
„ *Sind*	..	2	..	..	3	..	113	..	..	46
„ *Madras*	..	..	90	..	101	..	..	1,380	..	1,189
TOTAL	316	191	378	443	244	5,961	5,173	6,001	6,222	7,198
Total value of Paper and Pasteboard	—	—	—	—	—	37,361	64,799	59,699	67,415	59,543
Perfumery (*not being* perfumed spirits) (III. U)—										
Aden and Dependencies	—	—	—	—	—	11,360	8,434	24,695	10,108	12,[illegible]8
Ceylon (*excluding* Maldives)	—	—	—	—	—	5,830	7,906	7,105	8,347	6,[illegible]5
Zanzibar and Pemba	—	—	—	—	—	4,663	12,910	2,[illegible]96	1,[illegible]80	2,[illegible]08
Other British Possessions	—	—	—	—	—	8,572	7,543	4,655	5,[illegible]44	3,[illegible]61
TOTAL BRITISH EMPIRE	—	—	—	—	—	30,424	36,793	37,[illegible]40	24,100	24,[illegible]97
France	—	—	—	—	—	4,806	4,408	750	14,[illegible]95	3,[illegible]61
Other Native States in Arabia	—	—	—	—	—	3,025	3,105	5,485	3,045	3,[illegible]23
Egypt	—	—	—	—	—	6,480	2,132	1,[illegible]95	..	575
Other Foreign Countries	—	—	—	—	—	13,997	9,781	7,059	9,359	6,[illegible]96
TOTAL FOREIGN COUNTRIES	—	—	—	—	—	28,348	19,426	15,[illegible]89	27,499	9,[illegible]05
Share of Bengal	—	—	—	—	—	1,125	2,454	2,[illegible]74	1,583	118
„ *Bombay*	—	—	—	—	—	54,686	49,196	51,731	46,334	31,[illegible]81
„ *Sind*	—	—	—	—	—	1,415	2,663	350	250	300
„ *Madras*	—	—	—	—	—	675	2,391	..	351	1,[illegible]16
„ *Burma*	—	—	—	—	—	250	..	..	..	..
TOTAL	—	—	—	—	—	58,642	56,[illegible]9	54,[illegible]55	48,[illegible]68	33,[illegible]02
Pitch, Tar and Dammer (III. U)—	Cwts.	Cwts.	Cwts.	Cwts.	Cwts.					
TOTAL BRITISH EMPIRE	152	87	86	44	246	1,[illegible]40	1,[illegible]15	8[illegible]	8[illegible]	1,[illegible]0
TOTAL FOREIGN COUNTRIES	661	572	351	290	350	7,778	6,[illegible]42	4,[illegible]36	2,[illegible]86	3,[illegible]00

FOREIGN MERCHANDISE

No. 12—*continued*

ARTICLES, AND COUNTRIES OF FINAL DESTINATION; ALSO SHARE OF EACH PROVINCE	QUANTITY					VALUE				
	1929-30	1930-31	1931-32	1932-33	1933-34	1929-30	1930-31	1931-32	1932-33	1933-34
Pitch, Tar and Dammer (III. U)—*continued*	Cwts.	Cwts.	Cwts.	Cwts.	Cwts.	R	R	R	R	R
Share of Bengal	..	..	..	3	..	..	..	..	20	..
" *Bombay*	973	598	361	268	607	9,382	5,397	4,399	2,936	7,537
" *Sind*	15	28	28	72	47	104	240	200	519	317
" *Madras*	16	2	..	..	..	159	20	..	..	..
" *Burma*	..	..	..	..	..	..	..	..	..	..
TOTAL	1,004	629	389	343	654	9,645	5,657	4,599	3,475	7,854
Precious stones and pearls, unset (II. B)—										
Bahrein Islands	—	—	—	—	—	1,39,900	1,63,200	52,100	28,000	56,800
Other British Possessions	—	—	—	—	—	5,100	..	..	1,060	5,565
TOTAL BRITISH EMPIRE	—	—	—	—	—	1,45,000	1,63,200	52,100	29,060	62,365
Belgium	—	—	—	—	—	..	..	60,407	..	..
Muskat Territory and Trucial Oman	—	—	—	—	—	31,300	32,700	33,000	74,100	66,600
Other Native States in Arabia	—	—	—	—	—	33,700	67,000	34,000	5,000	15,000
Other Foreign Countries	—	—	—	—	—	6,680	3,650	2,850	500	70
TOTAL FOREIGN COUNTRIES	—	—	—	—	—	71,680	1,03,350	1,30,257	79,600	81,670
Share of Bengal	—	—	—	—	—	..	..	150	..	2,315
" *Bombay*	—	—	—	—	—	2,14,505	2,66,150	1,61,900	1,08,660	1,16,450
" *Sind*	—	—	—	—	—	2,175	400	21,207	..	25,270
TOTAL	—	—	—	—	—	2,16,680	2,66,550	1,82,357	1,08,660	1,44,035
Printing and Lithographing machinery and materials (*excluding* paper) (III. U)—										
United Kingdom (*including* Channel Islands)	—	—	—	—	—	98,025	55,755	1,02,431	84,049	24,640
Straits Settlements	—	—	—	—	—	11,930	1,488	225	2,905	1,144
Other British Possessions	—	—	—	—	—	6,417	2,858	2,530	2,482	1,596
TOTAL BRITISH EMPIRE	—	—	—	—	—	1,16,378	61,101	1,05,186	89,436	27,380
Germany	—	—	—	—	—	13,494	12,133	8,910	7,477	1,132
Other Foreign Countries	—	—	—	—	—	6,491	1,428	4,152	1,971	3,252
TOTAL FOREIGN COUNTRIES	—	—	—	—	—	19,985	13,561	13,062	9,448	4,384
Share of Bengal	—	—	—	—	—	32,065	6,987	20,070	66,364	6,965
" *Bombay*	—	—	—	—	—	67,512	41,134	92,039	27,526	16,636
" *Sind*	—	—	—	—	—	6,635	6,175	3,400	10,635	3,423
" *Madras*	—	—	—	—	—	38,546	20,266	2,029	4,054	1,923
" *Burma*	—	—	—	—	—	1,695	50	720	306	4,806
TOTAL	—	—	—	—	—	1,36,343	74,662	1,18,248	98,884	31,761
Prints, Engravings, and Pictures (III. U)—										
United Kingdom (*including* Channel Islands)	—	—	—	—	—	40,195	50,469	37,685	26,947	37,393
Other British Possessions	—	—	—	—	—	2,351	2,926	4,536	1,060	8,081
TOTAL BRITISH EMPIRE	—	—	—	—	—	42,546	53,395	42,221	28,007	45,474

No. 12—*continued*

ARTICLES, AND COUNTRIES OF FINAL DESTINATION; ALSO SHARE OF EACH PROVINCE	QUANTITY					VALUE				
	1929-30	1930-31	1931-32	1932-33	1933-34	1929-30	1930-31	1931-32	1932-33	1933-34
Prints, Engravings and Pictures (III. V)—*continued*						R	R	R	R	R
France	—	—	—	—	—	880	28,400	100	806	60
United States of America—										
Vid Atlantic Coast	—	—	—	—	—	434	13,875	1,832	4,103	3,022
,, Pacific ,,	—	—	—	—	—	..	15	..	..	..
Other Foreign Countries	—	—	—	—	—	3,696	1,407	7,140	3,052	2,417
TOTAL FOREIGN COUNTRIES	—	—	—	—	—	4,500	43,697	8,072	7,663	5,499
Share of Bengal	—	—	—	—	—	*9,370*	*13,947*	*5,306*	*219*	*910*
,, *Bombay*	—	—	—	—	—	*27,999*	*71,313*	*33,300*	*25,590*	*40,919*
,, *Sind*	—	—	—	—	—	*635*	*4,815*	*2,688*	*1,686*	*158*
,, *Madras*	—	—	—	—	—	*10,027*	*8,837*	*7,203*	*7,076*	*3,856*
,, *Burma*	—	—	—	—	—	*965*	*1,146*	*1,796*	*515*	*4,065*
TOTAL	—	—	—	—	—	47,046	97,092	50,293	35,670	50,978
Provisions and Oilman's Stores (*including* fish and fruits and vegetables canned or bottled and confectionery) (I. E)—	Cwts.	Cwts.	Cwts.	Cwts.	Cwts.					
United Kingdom (*including* Channel Islands)	519	811	1,185	391	711	83,181	1,36,183	1,99,082	47,109	86,001
Bahrein Islands	170	179	352	54	23	6,747	2,750	7,013	1,871	2,026
Ceylon (*excluding* Maldives)	36	610	66	41	65	7,462	42,831	11,307	3,934	6,013
Straits Settlements	314	974	1,176	38	60	12,396	59,337	62,808	9,065	2,072
Hongkong	307	132	143	14	..	18,630	19,700	16,585	3,188	18
Kenya Colony	235	160	164	100	117	12,338	10,512	9,954	8,246	7,296
Other British Possessions	223	247	139	98	126	14,310	6,992	7,812	6,028	7,596
TOTAL BRITISH EMPIRE	1,804	3,113	3,225	736	1,122	1,55,054	2,78,305	3,16,461	78,439	60,619
Denmark	11	18	1	5	114	419	3,010	200	419	5,411
Germany	2	7	9	53	..	134	1,061	860	7,507	18
Netherlands	51	109	306	103	165	2,570	12,406	21,600	10,098	11,319
Muskat Territory and Trucial Oman	180	401	120	144	10	6,799	13,866	3,[illegible]52	3,808	3,276
Other Native States in Arabia	199	349	115	253	146	6,653	10,134	2,[illegible]15	4,356	3,654
Persia	227	103	84	88	49	12,089	7,035	4,[illegible]84	2,884	3,913
Java	18	134	6	..	9	490	7,820	275	..	900
Siam	29	48	85	..	1	1,410	1,900	22,250	..	40
Philippines	..	..	150	187	..	..	..	8,700	9,719	..
French Indo-China	428	..	..	..	..	9,865	..	..	..	..
Japan	87	15	101	14	2	3,970	850	5,088	422	408
United States of America—										
Vid Atlantic Coast	..	..	..	..	194	..	15	5	..	7,760
,, Pacific	..	18	..	..	..	10	436	..	..	..
Other Foreign Countries	210	263	240	176	157	12,101	14,906	16,964	9,890	8,278
TOTAL FOREIGN COUNTRIES	1,387	1,458	1,219	973	932	66,969	72,986	88,739	48,825	43,709
Share of Bengal	*662*	*484*	*895*	*96*	*484*	*27,456*	*31,860*	*71,221*	*8,430*	*17,260*
,, *Bombay*	*2,037*	*2,348*	*1,530*	*1,131*	*1,012*	*2,82,661*	*2,96,819*	*2,16,780*	*73,091*	*64,530*
,, *Sind*	*249*	*334*	*186*	*167*	*372*	*12,882*	*24,914*	*27,691*	*18,137*	*19,776*
,, *Madras*	*357*	*797*	*462*	*67*	*24*	*10,706*	*62,547*	*64,339*	*6,971*	*1,745*
,, *Burma*	*186*	*901*	*1,281*	*859*	*284*	*1,215*	*21,271*	*1,21,237*	*16,449*	*11,810*
TOTAL	3,191	4,866	4,444	1,700	2,054	2,11,013	3,51,271	4,62,269	1,21,213	1,04,819

No. 12—*continued*

ARTICLES, AND COUNTRIES OF FINAL DESTINATION; ALSO SHARE OF EACH PROVINCE	QUANTITY					VALUE				
	1929-30	1930-31	1931-32	1932-33	1933-34	1929-30	1930-31	1931-32	1932-33	1933-34
						R	R	R	R	R
Rubber—										
Manufactures (III.N)—										
United Kingdom (*including* Channel Islands)	—	—	—	—	—	42,598	2,88,859	2,04,135	10,967	17,217
Bahrein Islands	—	—	—	—	—	18,988	31,498	10,130	10,903	9,613
Ceylon (*excluding* Maldives)	—	—	—	—	—	85,437	1,22,944	1,52,287	81,112	51,858
Straits Settlements	—	—	—	—	—	82,499	72,936	68,688	7,918	2,181
Union of South Africa	—	—	—	—	—	2,462	15,769	1,395	3,700	742
Other British Possessions	—	—	—	—	—	3,840	6,520	1,751	7,427	1,466
TOTAL BRITISH EMPIRE	—	—	—	—	—	1,73,824	5,37,536	4,38,386	1,33,027	83,277
Sweden	—	—	—	—	—	..	..	..	18,441	..
Germany	—	—	—	—	—	20,162	17,975	2,336	2,154	1,040
Netherlands	—	—	—	—	—	1,125	..	..	13,539	..
Belgium	—	—	—	—	—	..	45,425	4,390	46,922	10
France	—	—	—	—	—	7,223	52,990	14,527	44,891	50
Czechoslovakia	—	—	—	—	—	28,874	..	..	..	..
Italy (*including* Fiume)	—	—	—	—	—	23,050	55,446	610	60,264	4,404
Switzerland	—	—	—	—	—	..	..	..	16,230	..
Other Native States in Arabia	—	—	—	—	—	8,116	4,414	1,503	2,880	2,202
Iraq	—	—	—	—	—	17,24,146	12,13,158	14,18,940	5,98,641	10,285
Persia	—	—	—	—	—	6,49,707	7,20,618	7,42,341	2,62,145	34,637
Java	—	—	—	—	—	44,271	74,480	10,312	25,807	1,157
Siam	—	—	—	—	—	..	..	..	7,322	..
French Indo-China	—	—	—	—	—	..	..	..	6,777	..
China (*exclusive of* Hong-kong and Macão)	—	—	—	—	—	41,425	18,548	8,506	4,989	1,892
Japan	—	—	—	—	—	13,804	..	6,948	..	3,178
United States of America—										
Via Atlantic Coast	—	—	—	—	—	253	2,00,531	1,879	1,88,843	50,205
„ Pacific „	—	—	—	—	—	..	10,755	..	18,000	..
Other Foreign Countries	—	—	—	—	—	375	12,029	3,225	6,882	5,460
TOTAL FOREIGN COUNTRIES	—	—	—	—	—	25,62,531	24,20,366	22,15,526	13,24,727	1,14,515
Share of Bengal	—	—	—	—	—	*44,514*	*64,851*	*15,222*	*42,036*	*4,196*
„ *Bombay*	—	—	—	—	—	*1,35,267*	*2,46,939*	*1,31,434*	*1,95,778*	*1,08,745*
„ *Sind*	—	—	—	—	—	*25,21,189*	*25,26,368*	*28,58,003*	*11,77,151*	*61,136*
„ *Madras*	—	—	—	—	—	*34,557*	*1,25,569*	*1,61,415*	*37,515*	*30,213*
„ *Burma*	—	—	—	—	—	*323*	*10,174*	*44,339*	*3,924*	*3,201*
TOTAL	—	—	—	—	—	27,36,355	29,63,901	26,53,913	14,57,754	1,97,792
Salt (I. I)—	Tons	Tons	Tons	Tons	Tons					
TOTAL BRITISH EMPIRE	..	..	..	37	..	24	9	7	681	52
TOTAL FOREIGN COUNTRIES	..	..	..	..	..	28	..	..	..	12
Share of Bengal	..	..	..	..	..	..	..	..	..	*6*
„ *Bombay*	..	..	..	*1*	..	*52*	*9*	*7*	*130*	*1*
„ *Burma*	..	..	..	*36*	..	..	..	..	*551*	..
TOTAL	..	..	..	37	..	52	9	7	681	64

No. 12—*continued*

ARTICLES, AND COUNTRIES OF FINAL DESTINATION; ALSO SHARE OF EACH PROVINCE	Quantity					Value				
	1929-30	1930-31	1931-32	1932-33	1933-34	1929-30	1930-31	1931-32	1932-33	1933-34
	Tons	Tons	Tons	Tons	Tons	£	£	£	£	£
Seeds (II, K)—										
Ceylon (*excluding* Maldives)	193	1	7	13	28	62,945	1,089	2,240	6,310	6,779
Straits Settlements	12	6	51	26	41	3,673	3,287	14,231	6,108	13,637
Other British Possessions	6	4	24	7	11	2,370	2,165	5,206	2,693	3,823
TOTAL BRITISH EMPIRE	211	11	82	46	75	68,948	6,541	21,800	15,111	26,039
Germany	1	40	24	42	1	1,015	17,451	4,987	12,750	1,630
Netherlands	112	..	..	10	..	31,600	..	..	1,539	..
France	84	39	3	..	..	17,982	18,382	331	..	436
Muskat Territory and Trucial Oman	7	2	5	23	9	5,804	960	1,846	11,078	2,811
United States of America—										
Vid Atlantic Coast	1	5	1	1	..	6,868	6,060	760	4,851	..
„ Pacific „	..	..	..	..	..	..	952	..	..	..
Other Foreign Countries	9	7	5	6	31	6,197	4,567	1,416	4,358	6,875
TOTAL FOREIGN COUNTRIES	164	93	38	82	31	68,788	48,372	9,393	34,571	11,752
Share of Bengal	..	*1*	..	..	..	*1,626*	*4,816*	*630*	*851*	*636*
„ *Bombay*	*183*	*102*	*115*	*128*	*106*	*71,653*	*69,763*	*39,176*	*43,831*	*36,5 6*
„ *Madras*	*192*	*1*	..	..	..	*68,260*	*874*	..	..	..
„ *Burma*	..	..	*5*	..	..	*90*	..	*1,476*	..	*456*
TOTAL	375	104	120	128	106	1,35,734	54,913	31,282	49,682	37,791
Shells and Cowries (II, S)—										
United Kingdom (*including* Channel Islands)	—	—	—	—	—	60,507	23,340	1,797	27,456	2,220
Other British Possessions	—	—	—	—	—	625	..	30	1,942	..
TOTAL BRITISH EMPIRE	—	—	—	—	—	61,132	23,340	1,827	29,398	2,220
TOTAL FOREIGN COUNTRIES	—	—	—	—	—	620	1,780	840	587	..
Share of Bengal	—	—	—	—	—	*620*	..	..	*272*	..
„ *Bombay*	—	—	—	—	—	*61,151*	*25,120*	*2,667*	*29,346*	*2,220*
„ *Burma*	—	—	—	—	—	..	..	..	*267*	..
TOTAL	—	—	—	—	—	61,752	25,120	2,667	29,985	2,220
Soap (III, U)—	Cwts.	Cwts.	Cwts.	Cwts.	Cwts.					
Straits Settlements	5	192	..	230	506	134	3,094	10	3 348	10,220
Other British Possessions	139	361	118	247	393	7,457	9,562	5,627	5 500	10,565
TOTAL BRITISH EMPIRE	139	361	118	247	899	7,457	9,562	5,627	5,840	2 ,786
Muskat Territory and Trucial Oman	111	169	14	6	297	2,259	2,128	441	98	5,061
Iraq	69	5	2	52	228	2,615	1,050	300	1 285	5,860
Other Foreign Countries	57	137	65	27	175	2,600	6,285	3,228	3,322	6,170
TOTAL FOREIGN COUNTRIES	237	311	81	85	696	7,474	10,461	3,968	4,700	16,761
Share of Bengal	*3*	*6*	*52*	*40*	*98*	*210*	*337*	*1,136*	*640*	*1,136*
„ *Bombay*	*161*	*210*	*86*	*94*	*771*	*5,656*	*10,716*	*4,560*	*5,697*	*11,990*
„ *Sind*	*2187*	*195*	*34*	*27*	*124*	*6,239*	*3,796*	*1,164*	*1,111*	*1,541*
„ *Madras*	*2*	*16*	*27*	..	*78*	*144*	*1,160*	*1,663*	*80*	*1,172*
„ *Burma*	*23*	*243*	..	*191*	*616*	*644*	*4,196*	*50*	*1,997*	*10,126*
TOTAL	376	672	199	352	1,684	14,971	20,162	9,523	10,540	37,576

No. 12—*continued*

ARTICLES, AND COUNTRIES OF FINAL DESTINATION; ALSO SHARE OF EACH PROVINCE	Quantity					Value				
	1929-30	1930-31	1931-32	1932-33	1933-34	1929-30	1930-31	1931-32	1932-33	1933-34
						R	R	R	R	R
Specimens illustrative of Natural Science (II. S)—										
TOTAL BRITISH EMPIRE	—	—	—	—	—	1,595	1,004	25	1,331	400
Tunis	—	—	—	—	—	..	..	..	5,000	..
United States of America—										
Via Atlantic Coast	—	—	—	—	—	4,331	7,357	400	..	700
„ Pacific „	—	—	—	—	—	..	250	..	..	..
Other Foreign Countries	—	—	—	—	—	..	1,000	894	350	..
TOTAL FOREIGN COUNTRIES	—	—	—	—	—	4,331	8,607	1,294	5,350	700
Share of Bengal	—	—	—	—	—	*1,295*	*4,770*	..	*5,055*	*390*
„ *Bombay*	—	—	—	—	—	*4,588*	*3,702*	*470*	*1,222*	*710*
„ *Madras*	—	—	—	—	—	..	*929*	..	*404*	..
„ *Burma*	—	—	—	—	—	*118*	*210*	*849*	..	..
TOTAL	—	—	—	—	—	5,926	9,611	1,319	6,681	1,100
Spices—										
Cardamoms (I. F)—	Cwts.	Cwts.	Cwts.	Cwts.	Cwts.					
Aden and Dependencies	40	5	6	21	48	8,402	1,050	920	3,425	8,400
Straits Settlements	2	..	..	60	14	800	—	..	8,846	2,000
Other British Possessions	6	19	10	75	3	900	4,271	1,728	9,584	600
TOTAL BRITISH EMPIRE	48	24	16	156	65	9,602	5,321	2,648	21,855	11,000
Other Native States in Arabia other than Maskat Territory and Trucial Oman	..	..	..	33	20	..	..	..	5,400	2,947
Persia	9	9	15	69	17	133	1,787	2,310	10,305	2,475
United States of America—										
Via Atlantic Coast	..	30	..	..	—	..	5,200	..	..	..
Other Foreign Countries	4	6	3	24	6	980	1,053	375	2,482	875
TOTAL FOREIGN COUNTRIES	6	45	18	126	43	1,113	8,040	2,685	18,187	5,937
Share of Bombay	*54*	*60*	*34*	*273*	*108*	*10,805*	*12,590*	*5,333*	*39,236*	*16,997*
„ *Sind*	..	..	..	*9*	..	..	..	..	*806*	..
„ *Madras*	..	*9*	..	..	..	..	*771*	..	..	..
TOTAL	54	69	34	282	108	10,805	13,361	5,333	40,042	16,997
Cassia Lignea (I. F) —	Cwts.	Cwts.	Cwts.	Cwts.	Cwts.					
Straits Settlements	375	1	..	..	..	20,700	30	..	..	..
Other British Possessions	295	749	105	390	470	6,464	13,451	2,555	4,934	6,617
TOTAL BRITISH EMPIRE	670	750	105	390	470	27,164	13,481	2,555	4,934	6,617
Maskat Territory and Trucial Oman	103	438	115	800	119	2,360	7,236	1,500	3,602	1,389
Other Native States in Arabia	64	334	35	160	98	1,014	5,913	740	2,101	1,372
Persia	373	1,916	316	1,031	402	7,293	33,460	4,478	12,231	4,777
Other Foreign Countries	903	935	441	921	372	16,013	16,565	6,621	11,031	4,568
TOTAL FOREIGN COUNTRIES	1,443	3,623	907	2,412	991	27,280	63,164	13,339	28,965	12,106
Share of Bombay	*2,113*	*4,373*	*1,012*	*2,795*	*1,461*	*54,444*	*76,645*	*15,894*	*33,529*	*18,723*
„ *Sind*	..	..	..	*7*	..	..	..	..	*70*	..
TOTAL	2,113	4,373	1,012	2,802	1,461	54,444	76,645	15,894	33,599	18,723

No. 12—*continued*

ARTICLES, AND COUNTRIES OF FINAL DESTINATION; ALSO SHARE OF EACH PROVINCE	QUANTITY					VALUE				
	1929-30	1930-31	1931-32	1932-33	1933-34	1929-30	1930-31	1931-32	1932-33	1933-34
Spices—*continued* ***Cloves (I. F.—*** Aden and Dependencies	Cwts. 83	Cwts. 180	Cwts. 6	Cwts. 71	Cwts. 68	R 2,870	R 6,964	R 145	R 2,838	R 2,184
Bahrein Islands	449	27	133	354	92	26,364	1,910	9,403	32,008	4,827
Ceylon (*excluding* Maldives)	219	100	79	..	3	12,338	6,845	5,840	..	196
Straits Settlements	1,039	1,397	13	8	..	63,558	90,341	770	405	..
Other British Possessions	136	255	88	91	132	4,568	8,672	1,628	3,280	3,80
TOTAL BRITISH EMPIRE	1,926	1,949	320	525	315	1,00,690	1,12,832	17,293	28,208	10,736
Other Native States in Arabia	305	59	72	114	111	19,395	3,760	4,829	7,743	5,469
Iraq	113	34	73	158	48	6,333	1,600	3,770	8,930	2,170
Persia	71	31	23	127	35	4,379	1,892	1,753	6,687	1,905
Java	474	370	3	..	..	26,445	27,327	150		..
Egypt	..	—	..	104	..	..	—	..	6,200	..
Other Foreign Countries	192	142	56	88	106	12,191	8,750	3,555	5,270	4,926
TOTAL FOREIGN COUNTRIES	1,154	646	227	591	300	66,743	43,428	14,157	34,830	14,400
Share of Bengal	*319*	*271*	..	—	—	*20,144*	*20,627*	..	..	..
,, *Bombay*	*2,761*	*2,324*	*645*	*1,114*	*615*	*1,58,288*	*1,35,633*	*31,180*	*61,903*	*24,998*
,, *Sind*	—	..	*2*	*2*	..	..	..	*70*	*125*	..
TOTAL	3,080	2,595	647	1,116	615	1,78,432	1,56,260	31,450	62,028	24,998
Nutmegs (I. F)—	Cwts.	Cwts.	Cwts.	Cwts.	Cwts.					
TOTAL BRITISH EMPIRE	106	132	47	15	25	6,409	7,800	2,830	810	718
Persia	8	137	39	4	..	288	13,8-2	2,198	271	..
United States of America— *Vid* Atlantic Coast	..	152	..	..	..	..	14,000	..	..	..
Other Foreign Countries	33	27	114	109	82	2,759	1,520	4,902	3,445	2,160
TOTAL FOREIGN COUNTRIES	6	316	153	113	82	3,047	29,402	7,107	3,716	2,460
Share of Bombay	*142*	*448*	*200*	*128*	*105*	*9,456*	*38,702*	*10,027*	*4,224*	*3,138*
,, *Sind*	..	..	..	..	*2*	.	..	..	..	*62*
TOTAL	..	..	..	..	*107*	..	..	..	..	*3,178*
Other sorts (I. F)—	Cwts.	Cwts.	Cwts.	Cwts.	Cwts.					
Palestine	..	123	221	277	407	..	9,981	13,980	14,210	1[illegible]370
Aden and Dependencies	183	79	358	764	164	10,525	4,700	22,420	43,521	5,050
Bahrein Islands	..	127	45	388	209	—	9,137	3,075	31,434	7,125
Anglo-Egyptian Sudan	43	88	88	107	122	1,417	3,300	2,160	5,710	4,460
Other British Possessions	158	288	105	170	136	5,154	17,522	4,660	9,103	4,4[illegible]
TOTAL BRITISH EMPIRE	384	656	767	1,706	1,038	17,096	44,640	46,145	93,978	31,363
U. S. S. R.— Southern	89	..	—	..	67	3,050	..	..	..	2,040
Turkey, European	..	..	216	567	53	..	..	12,584	28,222	1,690
,, Asiatic	..	..	—	185	..	..	..	..	9,180	..
Syria	21	41	257	234	78	1,950	2,400	13,935	13,179	2,057
Maskat Territory and Trucial Oman	1	72	4	97	120	30	6,05.	86	5,020	3,664
Other Native States in Arabia	37	144	128	523	271	3,215	10,447	6,570	25,715	10,245
Iraq	100	284	300	542	642	4,736	21,5[illegible]	15,773	28,145	21,494
Persia	102	1,345	282	186	1,999	6,[illegible]80	8[illegible].058	17,[illegible]90	7,857	62,961
Egypt	79	330	198	698	1,223	4,842	25,762	2 , 43	35,064	41,014
Italian East Africa (Somaliland and Eritrea)	3	150	..	170	86	82	12,766	..	8,050	2,744
Other Foreign Countries	17	28	63	73	1	2,050	2,235	3,098	2,760	23
TOTAL FOREIGN COUNTRIES	472	2,427	1,648	3,196	4,574	31,277	1 77,686	8[illegible],122	1,54,152	1,6[illegible]0

No. 12—*continued*

ARTICLES, AND COUNTRIES OF FINAL DESTINATION; ALSO SHARE OF EACH PROVINCE	QUANTITY					VALUE				
	1929-30	1930-31	1931-32	1932-33	1933-34	1929-30	1930-31	1931-32	1932-33	1933-34
Spices—*concluded*						R	R	R	R	R
Other sorts (I. F)—continued	Cwts.	Cwts.	Cwts.	Cwts.	Cwts.					
Share of Bengal	*20*	..	*22*	..	..	*418*	..	*370*	..	..
,, *Bombay*	*809*	*2,927*	*2,361*	*4,906*	*5,598*	*47,716*	*2,16,268*	*1,34,283*	*2,57,697*	*1,80,065*
,, *Sind*	*7*	*4*	*10*	*35*	*14*	*212*	*87*	*216*	*438*	*258*
,, *Madras*	..	*151*	..	..	..	..	*5,974*	..	..	..
,, *Burma*	..	..	*17*	..	..	*27*	..	*398*	..	..
TOTAL	836	3,082	2,410	5,001	5,612	48,373	2,22,329	1,35,267	2,58,130	1,80,323
	Cwts.	Cwts.	Cwts.	Cwts.	Cwts.					
Total Spices—										
United Kingdom (*including* Channel Islands)	..	1	..	82	..	15	50	10	5,508	..
Palestine	106	215	239	500	595	1,920	12,166	14,855	17,223	15,196
Aden and Dependencies	324	266	416	860	300	22,202	12,814	24,085	49,484	15,804
Bahrein Islands	400	243	180	784	301	28,207	16,056	12,518	45,476	11,952
Ceylon (*excluding* Maldives)	246	281	107	24	15	18,402	12,085	6,890	809	480
Straits Settlements	1,418	1,446	23	70	14	84,718	93,506	1,370	9,881	2,000
Hongkong	9	230	82	10	106	425	5,748	1,170	821	2,325
Zanzibar and Pemba	59	84	63	85	45	2,665	6,045	4,452	5,457	1,525
Kenya Colony	200	64	45	87	71	6,459	5,000	2,511	4,795	2,528
Tanganyika Territory	86	92	80	16	156	3,715	5,324	1,475	890	3,415
Anglo-Egyptian Sudan	105	569	39	258	293	5,200	12,915	2,190	9,745	6,531
Other British Possessions	31	10	31	10	17	1,123	965	945	446	725
TOTAL BRITISH EMPIRE	3,184	3,510	1,255	2,702	1,913	1,70,051	1,83,574	71,471	1,49,485	62,231
U. S. S. R.—										
southern	187	85	..	35	75	10,060	1,425	..	400	2,550
Turkey, European	40	36	216	666	58	725	525	12,538	29,777	1,600
Turkey, Asiatic	..	..	..	185	..	..	..	..	9,180	..
Syria	309	252	324	500	193	10,200	8,015	16,887	17,967	4,582
Maskat Territory and Trucial Oman	154	546	148	451	292	6,465	16,233	3,806	12,816	8,256
Other Native States in Arabia	414	544	238	855	502	25,374	20,499	12,514	41,769	20,088
Iraq	336	604	486	977	933	14,668	29,475	21,543	40,043	25,700
Persia	551	3,439	675	1,417	2,453	18,681	1,47,009	27,825	36,391	70,921
Java	474	370	8	14	..	20,525	27,327	230	850	..
Egypt	426	581	602	1,054	1,294	9,905	29,022	24,553	44,049	41,764
Italian East Africa (Somaliland and Eritrea)	95	274	44	195	123	3,388	17,070	1,255	8,868	3,872
United States of America—										
Mid Atlantic Coast	.	183	..	..	..	..	10,200	..	..	..
Other Foreign Countries	105	144	117	188	72	5,433	5,860	5,349	6,135	2,560
TOTAL FOREIGN COUNTRIES	3,091	7,057	2,948	6,537	5,990	1,31,459	3,21,723	1,26,500	2,48,640	1,81,983
Share of Bengal	*339*	*271*	*22*	..	..	*20,562*	*20,637*	*370*	..	..
,, *Bombay*	*6,379*	*10,732*	*4,152*	*9,276*	*7,887*	*2,80,709*	*4,77,838*	*1,96,917*	*3,96,591*	*2,43,913*
,, *Sind*	*7*	*4*	*13*	*53*	*16*	*212*	*87*	*236*	*1,434*	*301*
,, *Madras*	..	*200*	..	..	..	..	*6,746*	..	..	..
,, *Burma*	..	..	*17*	..	..	*27*	..	*398*	..	..
TOTAL	6,228	10,567	4,208	9,329	7,903	3,01,510	5,05,297	1,97,971	3,98,325	2,44,214
Stationery (*excluding* **Paper**) (III. M)—										
United Kingdom (*including* Channel Islands)	—	—	—	—	—	21,456	19,264	5,840	43,130	5,996
Aden and Dependencies	—	—	—	—	—	1,875	3,510	5,096	1,876	1,225
Bahrein Islands	—	—	—	—	—	7,980	4,570	5,294	3,059	4,241
Ceylon (*excluding* Maldives)	—	—	—	—	—	15,763	13,833	7,089	7,090	10,052

No. 12—*continued*

ARTICLES, AND COUNTRIES OF FINAL DESTINATION; ALSO SHARE OF EACH PROVINCE	QUANTITY					VALUE				
	1929-30	1930-31	1931-32	1932-33	1933-34	1929-30	1930-31	1931-32	1932-33	1933-34
Stationery (*excluding* paper) (III. M)—*contd.*						R	R	R	R	R
Straits Settlements	—	—	—	—	—	8,906	2,378	4,287	1,501	5,000
Kenya Colony	—	—	—	—	—	16,764	12,604	15,166	15,383	8,998
Tanganyika Territory	—	—	—	—	—	5,501	7,021	2,583	1,096	1,037
Other British Possessions	—	—	—	—	—	9,751	7,426	8,022	8,115	6,729
TOTAL BRITISH EMPIRE	—	—	—	—	—	88,015	65,606	51,067	80,750	43,277
Iraq	—	—	—	—	—	7,577	5,818	3,718	3,502	3,724
Persia	—	—	—	—	—	35,853	16,903	12,941	11,416	7,537
Egypt	—	—	—	—	—	1,912	1,061	8,528	50	1,700
Portuguese East Africa	—	—	—	—	—	12,878	10,621	12,857	6,799	6,228
United States of America—										
Vid Atlantic Coast	—	—	—	—	—	3,133	2,904	15,765	646	..
Other Foreign Countries	—	—	—	—	—	14,173	13,913	12,961	7,020	15,638
TOTAL FOREIGN COUNTRIES	—	—	—	—	—	75,523	50,510	66,770	29,433	34,823
Share of Bengal	—	—	—	—	—	*17,018*	*10,736*	*19,804*	*5,804*	*13,283*
" *Bombay*	—	—	—	—	—	*1,31,870*	*87,108*	*78,304*	*93,009*	*60,001*
" *Sind*	—	—	—	—	—	*7,711*	*7,189*	*8,530*	*5,951*	*3,913*
" *Madras*	—	—	—	—	—	*3,018*	*1,558*	*6,641*	*600*	..
" *Burma*	—	—	—	—	—	*3,921*	*3,436*	*4,554*	*1,128*	*962*
TOTAL	—	—	—	—	—	1,63,538	1,16,116	1,17,837	1,10,183	78,099
Stone and Marble (III. P)—	Tons	Tons	Tons	Tons	Tons					
TOTAL BRITISH EMPIRE	6	9	27	2	1	3,844	4,034	3,780	1,250	665
Iraq	4	10	2	1	2	2,417	6,268	600	320	1,250
United States of America—										
Vid Atlantic Coast	60	..	..	3	..	12,000	..	..	1,228	..
Other Foreign Countries	2	1	3	1	..	500	103	529	382	13
TOTAL FOREIGN COUNTRIES	66	11	5	5	2	14,917	6,461	1,129	1,930	1,263
Share of Bengal	*61*	..	*25*	*3*	..	*12,060*	*10*	*1,220*	*1,338*	*120*
" *Bombay*	*11*	*20*	*7*	*3*	*3*	*6,701*	*10,403*	*2,830*	*1,772*	*7,008*
" *Burma*	..	..	..	*1*	..	..	*82*	..	*70*	..
TOTAL	72	20	32	7	3	18,761	10,495	3,809	3,180	2,128
Sugar—										
Sugar, 16 Dutch Standard and above (I. G)—(a)	Tons									
Aden and Dependencies	3	—	—	—	—	580	—	—	—	—
Bahrein Islands	595	—	—	—	—	1,15,121	—	—	—	—
Ceylon (*excluding* Maldives)	150	—	—	—	—	29,996	—	—	—	—
Zanzibar and Pemba	1,606	—	—	—	—	4,16,037	—	—	—	—
Kenya Colony	978	—	—	—	—	2,47,250	—	—	—	—
Tanganyika Territory	446	—	—	—	—	1,09,811	—	—	—	—
Seychelles	312	—	—	—	—	81,434	—	—	—	—
Other British Possessions	..	—	—	—	—	180	—	—	—	—
TOTAL BRITISH EMPIRE	4,090	—	—	—	—	10,00,427	—	—	—	—

(a) Sub-divided from 1930-31.

No. 12—*continued*

ARTICLES, AND COUNTRIES OF FINAL DESTINATION; ALSO SHARE OF EACH PROVINCE.	QUANTITY					VALUE				
	1929-30	1930-31	1931-32	1932-33	1933-34	1929-30	1930-31	1931-32	1932-33	1933-34
						R	R	R	R	R
Sugar—continued										
***Sugar, 16 Dutch Standard and above* (I. G)—continued (a)**	Tons									
Maskat Territory and Trucial Oman	964	—	—	—	—	1,80,247	—	—	—	—
Other Native States in Arabia	417	—	—	—	—	1,10,236	—	—		—
Iraq	1,196	—	—	—	—	2,88,297	—	—	—	—
Persia	486	—	—	—	—	92,910	—	—	—	—
Portuguese East Africa	17	—	—	—	—	5,413	—	—	—	—
Italian East Africa (Somáliland and Eritrea)	120	—	—	—	—	19,750	—	—	—	—
Other Foreign Countries	9	—	—	—	—	3,379	—	—	—	—
TOTAL FOREIGN COUNTRIES	3,209	—	—	—	—	7,00,232	—	—	—	—
Share of Bombay	*5,371*	—	—	—	—	*13,60,131*	—	—	—	—
,, *Sind*	*1,928*	—	—	—	—	*3,40,528*	—	—	—	—
TOTAL	7,299	—	—	—	—	17,00,659	—	—	—	—
***Sugar, 28 Dutch Standard and above* (I. G) (b)—**		Tons	Tons	Tons	Tons					
Aden and Dependencies	—	75	75	7	9	—	8,968	9,000	825	1,000
Bahrein Islands	—	720	1,772	2,094	521	—	38,005	2,24,397	2,53,157	1,23,395
Ceylon (*excluding* Maldives)	—	..	..	..	200	—	..	55	15	23,000
Zanzibar and Pemba	—	638	1,019	349	113	—	1,44,924	2,25,995	43,311	24,675
Kenya Colony	—	388	82	17	..	—	80,955	7,038	3,250	200
Tanganyika Territory	—	411	72	..	..	—	88,767	12,514	66	..
Seychelles	—	211	236	44	24	—	41,321	49,733	10,150	4,275
Other British Possessions	—	1	1	3	..	—	391	158	931	1
TOTAL BRITISH EMPIRE	—	1,939	3,207	2,514	867	—	4,03,331	5,33,890	3,11,705	1,76,548
Maskat Territory and Trucial Oman	—	249	880	1,130	1,393	—	47,867	1,28,284	1,39,225	3,52,333
Other Native States in Arabia	—	121	406	811	95	—	24,192	49,667	39,356	10,757
Iraq	—	239	490	36	105	—	48,767	1,26,817	4,150	16,530
Persia	—	605	616	..	488	—	1,12,878	1,81,776	80	85,075
Italian East Africa (Somáliland and Eritrea)	—	70	2	30	47	—	11,020	200	4,680	11,340
Other Foreign Countries	—	28	24	6	..	—	7,498	6,080	1,151	268
TOTAL FOREIGN COUNTRIES	—	1,412	2,418	1,522	2,131	—	2,52,222	4,92,824	1,88,592	4,86,303
Share of Bengal	—	..	..	..	..	—	*20*	..	..	..
,, *Bombay*	—	*2,508*	*2,792*	*649*	*1,132*	—	*5,38,724*	*6,84,906*	*81,566*	*1,92,9 9*
,, *Sind*	—	*843*	*2,833*	*3,487*	*1,866*	—	*1,16,809*	*3,41,608*	*4,18,731*	*4,68,910*
TOTAL	—	3,351	5,625	4,036	2,998	—	6,55,553	10,26,514	5,00,297	6,61,849
***Sugar below 28 Dutch Standard but not below 16 Dutch Standard* (I. G.)(b)—**		Tons	Tons	Tons						
Zanzibar and Pemba	—	..	..	7	—	—	..	..	2,230	—
Maskat Territory and Trucial Oman	—	13	2	..	—	—	2,188	200	..	—
Share of Bombay	—	..	..	*7*	—	—	..	..	*2,230*	—
,, *Sind*	—	*13*	*2*	..	—	—	*2,188*	*200*	..	—
TOTAL	—	13	2	7	—	—	2,188	200	2,230	—

(a) Sub-divided from 1930-31.
(b) Separately recorded from 1930-31.

No. 12—*continued*

ARTICLES, AND COUNTRIES OF FINAL DESTINATION; ALSO SHARE OF EACH PROVINCE	QUANTITY					VALUE				
	1929-30	1930-31	1931-32	1932-33	1933-34	1929-30	1930-31	1931-32	1932-33	1933-34
Sugar—*continued*										
Sugar, 15 Dutch Standard and below (I. G)—	Tons	Tons	Tons	Tons	Tons	R	R	R	R	R
Hongkong	..	..	..	..	..	..	..	..	..	75
United States of America—*Vid* Atlantic Coast	..	..	..	..	8,528	..	..	..	..	63,678
Other Foreign Countries	..	..	..	..	..	..	..	..	..	..
TOTAL FOREIGN COUNTRIES	..	..	..	..	8,528	6	..	..	..	63,678
Share of Bengal	..	..	..	..	*8,528*	..	..	..	..	*63,678*
,, *Bombay*	..	..	..	..	..	6	..	..	..	*75*
TOTAL	..	..	..	..	8,528	..	..	..	..	63,753
Total Sugar—	Tons	Tons	Tons	Tons	Tons					
Aden and Dependencies	3	75	75	7	9	580	6,966	9,000	825	1,000
Bahrein Islands	595	220	1,772	2,094	521	1,16,121	38,005	2,24,337	2,53,157	1,23,398
Ceylon (*excluding* Maldives)	150	..	..	..	200	29,995	20	55	15	23,000
Zanzibar and Pemba	1,606	638	1,019	356	113	4,16,037	1,41,924	2,25,995	45,541	24,075
Kenya Colony	978	383	32	17	..	2,47,259	80,955	7,038	3,250	200
Tanganyika Territory	446	411	72	..	..	1,09,811	84,767	17,514	66	..
Seychelles	312	211	236	44	24	81,434	41,831	49,733	10,150	4,275
Other British Possessions	..	1	1	3	..	190	371	158	931	76
TOTAL BRITISH EMPIRE	4,020	1,939	3,207	2,521	867	10,00,427	4,03,331	5,28,890	3,15,935	1,76,021
Maskat Territory and Trucial Oman	956	382	883	1,130	1,396	1,80,347	80,085	1,28,484	1,39,236	2,52,333
Other Native States in Arabia	417	121	406	311	95	1,10,236	24,192	49,667	39,356	19,757
Iraq	1,196	239	490	86	105	2,86,297	45,767	1,36,817	6,150	16,530
Persia	486	605	616	..	488	92,910	1,12,678	1,81,776	80	85,075
Portuguese East Africa	17	3	11	6	..	5,418	945	1,410	1,017	268
Italian East Africa (Somáliland and Eritrea)	130	70	2	39	47	19,750	11,020	200	6,040	11,340
United States of America—*Vid* Atlantic Coast	..	..	..	..	8,528	..	..	..	..	63,678
Other Foreign Countries	9	25	13	..	..	3,385	6,550	4,470	114	..
TOTAL FOREIGN COUNTRIES	3,209	1,425	2,420	1,522	10,659	7,00,288	2,54,410	4,92,824	1,86,593	5,48,981
Share of Bengal	..	..	..	..	*8,528*	..	*99*	..	..	*63,678*
,, *Bombay*	*5,371*	*2,503*	*2,792*	*556*	*1,132*	*13,50,137*	*5,33,726*	*6,54,906*	*53,796*	*1,93,014*
,, *Sind*	*1,938*	*856*	*3,835*	*3,487*	*1,566*	*3,49,528*	*1,18,997*	*3,41,898*	*4,14,731*	*4,82,910*
TOTAL	7,299	3,384	*6,627*	4,043	11,526	17,00,565	6,57,741	*10,26,714*	5,02,527	7,19,602
Tea, black (I. H.)—	Lbs.	Lbs.	Lbs.	Lbs.	Lbs.					
Zanzibar and Pemba	444	..	9,911	..	..	840	..	5,000	..	..
Other British Possessions	3,892	85	152	560	2,974	3,613	100	229	513	1,370
TOTAL BRITISH EMPIRE	4,336	85	10,063	560	2,974	3,953	100	5,229	513	1,370
Maskat Territory and Trucial Oman	..	..	2,232	1,559	14,424	..	..	1,325	1,972	10,270
Persia	18,236	10,770	4,224	5,831	3,942	14,865	7,904	3,200	4,102	3,075
Other Foreign Countries	4,676	2,776	8,530	278	1,533	5,357	3,114	6,448	215	1,120
TOTAL FOREIGN COUNTRIES	22,912	13,546	14,986	7,668	19,899	20,222	11,018	10,953	5,289	14,465
Share of Bengal	*2,133*	..	..	..	..	*1,540*	..	..	..	..
,, *Bombay*	*21,824*	*11,593*	*24,961*	*5,432*	*9,510*	*17,906*	*10,075*	*14,261*	*6,154*	*6,241*
,, *Sind*	*2,379*	..	*933*	*1,970*	*13,243*	*6,280*	..	*1,113*	*1,374*	*9,464*
,, *Burma*	*913*	*40*	*59*	*426*	..	*789*	*45*	*21*	*379*	..
TOTAL	27,248	13,633	25,049	8,226	22,573	24,175	10,118	15,402	5,492	15,53[illegible]

FOREIGN MERCHANDISE

No. 12—*continued*

ARTICLES, AND COUNTRIES OF FINAL DESTINATION; ALSO SHARE OF EACH PROVINCE	QUANTITY					VALUE				
	1929-30	1930-31	1931-32	1932-33	1933-34	1929-30	1930-31	1931-32	1932-33	1933-34
						R	R	R	R	R
Tea, green (I. E)—	Lbs.	Lbs.	Lbs.	Lbs.	Lbs.					
TOTAL BRITISH EMPIRE	354	..	4	618	..	450	..	12	700	..
Japan	34	49,550	..	4	..	28	8,502	..	8	..
Other Foreign Countries	2,172	1,350	620	704	5,448	2,491	1,530	690	640	2,545
TOTAL FOREIGN COUNTRIES	2,206	50,900	620	708	5,448	2,519	10,032	690	648	2,545
Share of Bengal	..	*49,550*	..	..	..	..	*8,502*	..	..	..
" *Bombay*	*2,560*	*1,350*	*620*	*1,322*	*5,443*	*2,069*	*1,530*	*690*	*1,340*	*2,545*
" *Sind*	..	..	*4*	*4*	..	..	..	*12*	*8*	..
TOTAL	2,560	50,900	624	1,326	5,443	2,069	10,032	702	1,348	2,545
Total Tea—	Lbs.	Lbs.	Lbs.	Lbs.	Lbs.					
Zanzibar and Pemba	444	..	9,911	..	..	340	..	5,000	..	..
Other British Possessions	4,246	85	156	1,178	2,974	4,063	100	251	1,213	1,370
TOTAL BRITISH EMPIRE	4,690	85	10,067	1,178	2,974	4,403	100	5,251	1,213	1,370
Maskat Territory and Trucial Oman	..	..	2,232	1,550	14,424	..	..	1,325	1,072	10,270
Persia	18,236	10,770	4,224	5,831	8,967	14,865	7,002	2,300	4,102	5,195
Japan	34	49,550	..	4	..	28	8,502	..	8	..
Other Foreign Countries	6,848	4,128	9,150	982	1,951	7,848	3,044	7,138	855	1,545
TOTAL FOREIGN COUNTRIES	25,118	64,448	15,606	8,376	25,342	22,741	20,050	10,853	6,037	17,010
Share of Bengal	*2,138*	*49,550*	..	..	..	*1,550*	*8,502*	..	..	..
" *Bombay*	*21,384*	*14,943*	*24,681*	*7,154*	*14,955*	*20,575*	*11,603*	*14,951*	*5,498*	*8,526*
" *Sind*	*2,379*	..	*942*	*1,974*	*13,363*	*4,230*	..	*1,125*	*1,382*	*9,954*
" *Burma*	*913*	*40*	*50*	*426*	..	*789*	*45*	*28*	*370*	..
TOTAL	29,808	64,533	25,673	9,554	28,316	27,144	20,150	16,104	7,250	18,380
Textiles—										
Cotton—	Tons	Tons	Tons	Tons	Tons					
RAW (II. M)—										
United Kingdom (*including* Channel Island)	565	21	27	61	330	7,66,434	24,903	24,525	38,441	2,10,527
Ceylon (*excluding* Maldives)	9	31	136	4	4	11,000	32,000	1,45,600	2,500	5,000
Other British Possessions	..	..	..	..	..	..	..	..	20	112
TOTAL BRITISH EMPIRE	574	52	163	65	334	7,77,434	56,903	1,70,125	40,961	2,15,639
Germany	..	..	..	..	248	..	333	..	150	1,51,378
France	..	5	..	..	..	..	9,000	..	..	..
Spain	10	..	..	..	..	27,300	..	..	..	..
Italy (*including* Fiume)	19	19	..	..	60	27,060	33,300	..	..	37,650
Japan	313	18	..	53	213	10,92,716	15,260	55	48,045	2,04,151
Other Foreign Countries	..	..	..	..	..	105	40	30	..	..
TOTAL FOREIGN COUNTRIES	851	42	..	53	557	11,47,181	57,933	85	48,195	3,93,179
Share of Bombay	*1,425*	*94*	*163*	*118*	*891*	*19,24,615*	*1,14,836*	*1,70,210*	*89,156*	*6,08,818*
" *Sind*	..	..	..	..	*370*	..	*333*	..	..	*2,00,676*
TOTAL	1,425	94	163	118	891	19,24,615	1,14,836	1,70,210	89,156	6,08,818

No. 12—*continued*

ARTICLES, AND COUNTRIES OF FINAL DESTINATION; ALSO SHARE OF EACH PROVINCE	QUANTITY					VALUE				
	1929-30	1930-31	1931-32	1932-33	1933-34	1929-30	1930-31	1931-32	1932-33	1933-34
Textiles—*continued*						R	R	R	R	R
Cotton—*continued*										
Twist and yarn (III. P)—	Lbs.	Lbs.	Lbs.	Lbs.	Lbs.					
United Kingdom (*including* Channel Islands)	1,429	1,938	1,446	37,975	50	2,548	2,930	1,348	24,818	37
Aden and Dependencies	19,682	13,700	5,000	20,300	8,900	28,775	18,186	4,360	13,100	7,[illegible]
Palestine	..	..	..	3,200	6,800	..	..	..	2,035	5,740
Ceylon (*excluding* Maldives)	5,085	9,479	7,060	7,980	8,512	6,079	8,877	6,458	7,871	7,[illegible]
Other British Possessions	5,330	824	1,438	900	1,156	7,055	1,062	1,[illegible]00	1,050	1,021
TOTAL BRITISH EMPIRE	31,526	25,901	14,944	70,335	25,418	39,257	28,004	13,617	49,476	21,117
Syria	26,800	10,200	1,500	50,600	88,100	36,145	16,770	2,400	83,370	64,275
Maskat Territory and Trucial Oman	34,004	41,751	17,600	11,920	47,533	38,946	[illegible]8,170	12,[illegible]95	8,785	[illegible],042
Iraq	23,385	10,000	25,772	3,600	8,100	41,587	11,735	27,148	3,050	[illegible],160
Persia	337,664	289,091	450,781	1,220,200	300,500	3,97,437	2,61,[illegible]53	3,66,454	8,50,734	[illegible],78,[illegible]68
Egypt	..	900	604	26,700	15,700	..	960	2,840	22,175	14,[illegible]02
French Somaliland	18,200	21,516	16,300	19,800	17,900	25,680	27,990	12,775	15,740	14,[illegible]8
Other Foreign Countries	2,200	2,000	..	3,120	4,800	2,475	4,025	..	3,270	3,006
TOTAL FOREIGN COUNTRIES	442,273	386,158	512,557	1,338,749	542,133	5,43,220	3,71,333	4,44,872	9,37,024	[illegible],91,899
Share of Bengal	27	..	..	500	..	35	..	..	601	..
,, *Bombay*	472,980	410,759	527,214	1,371,709	564,501	5,81,534	[illegible],98,557	4,61,587	9,61,646	1,10,[illegible]70
,, *Sind*	572	..	..	..	..	440	..	..	..	..
,, *Madras*	220	1,060	287	37,475	..	468	1,480	142	24,313	..
,, *Burma*	..	900	..	..	3,080	..	1,300	..	..	3,443
TOTAL	473,799	412,149	527,501	1,409,084	567,581	5,82,477	[illegible],99,337	4,62,729	9,86,561	4,13,913
MANUFACTURES—										
Canvas (III. P)—	Yards	Yards	Yards	Yards	Yards					
TOTAL BRITISH EMPIRE	426	724	165	810	19	433	772	217	936	29
TOTAL FOREIGN COUNTRIES	1,681	600	..	1,076	17	1,765	620	..	1,176	25
Share of Bengal	..	324	165	285	..	..	432	217	910	..
,, *Bombay*	2,033	400	..	761	36	2,188	380	..	903	54
,, *Sind*	75	600	..	350	..	69	620	..	298	..
TOTAL	2,107	1,324	165	1,396	36	2,198	1,192	217	2,111	54
Handkerchiefs and Shawls in the piece (III. P)—	No.	No.	No.	No.	No.					
Bahrein Islands	..	..	..	..	8,400	..	..	..	..	6,749
Other British Possessions	9,011	2,688	328	2,196	7,818	2,752	980	253	970	1,508
TOTAL BRITISH EMPIRE	9,011	2,688	328	2,196	16,218	2,752	980	253	970	7,257
Iraq	..	..	18,000	10,800	32,616	..	..	1,675	1,420	13,[illegible]84
Other Foreign Countries	..	..	3,060	600	..	..	..	80[illegible]	260	..
TOTAL FOREIGN COUNTRIES	22,358	400	21,060	11,400	32,[illegible]1[illegible]	8,483	1,600	2,[illegible]75	2,120	13,[illegible]84
Share of Bengal	..	..	60	..	..	..	..	119	..	..
,, *Bombay*	30,166	3,016	21,178	13,496	47,8[illegible]4	19,[illegible]84	[illegible],[illegible]80	1,709	3,090	[illegible],[illegible]17
,, *Madras*	663	..	..	..	1,[illegible]0[illegible]	837	..	..	..	458
,, *Burma*	..	72	..	..	..	..	20	..	..	..
TOTAL	31,[illegible]69	3,088	21,[illegible]38	13,[illegible]96	[illegible],[illegible]34	11,[illegible]15	2,[illegible]80	[illegible],[illegible]28	3,[illegible]10	21,[illegible]5

FOREIGN MERCHANDISE

No. 12—*continued*

ARTICLES, AND COUNTRIES OF FINAL DESTINATION; ALSO SHARE OF EACH PROVINCE	QUANTITY					VALUE				
	1929-30	1930-31	1931-32	1932-33	1933-34	1929-30	1930-31	1931-32	1932-33	1933-34
Textiles—*continued*						R	R	R	R	R
Cotton—*continued*										
MANUFACTURES—*continued*										
Hosiery (III. P)—										
Aden and Dependencies	—	—	—	—	—	6,034	5,939	1,905	2,270	3,730
Bahrein Islands	—	—	—	—	—	11,870	4,955	2,065	3,035	3,131
Zanzibar and Pemba	—	—	—	—	—	20,018	2,160	1,105	1,250	..
Kenya Colony	—	—	—	—	—	19,199	7,915	12,305	12,425	9,060
Tanganyika Territory	—	—	—	—	—	2,375	6,475	2,300	1,150	2,400
Mauritius and Dependencies	—	—	—	—	—	9,555	1,215	980	155	230
Other British Possessions	—	—	—	—	—	9,184	6,206	2,845	2,284	4,665
TOTAL BRITISH EMPIRE	—	—	—	—	—	78,235	34,865	23,505	22,519	23,206
Muskat Territory and Trucial Oman	—	—	—	—	—	8,247	7,149	6,500	2,605	3,425
Other Native States in Arabia	—	—	—	—	—	9,180	5,280	1,300	3,255	2,131
Iraq	—	—	—	—	—	4,215	1,985	9,970	3,597	755
Persia	—	—	—	—	—	24,948	6,151	1,242	..	1,175
Portuguese East Africa	—	—	—	—	—	13,515	8,080	4,985	4,730	2,870
French Somaliland	—	—	—	—	—	7,416	625	..	130	150
Other Foreign Countries	—	—	—	—	—	2,886	5,273	3,200	2,147	475
TOTAL FOREIGN COUNTRIES	—	—	—	—	—	70,402	34,543	27,206	16,464	11,281
Shares of Bengal	—	—	—	—	—	..	*801*	*635*	..	..
,, *Bombay*	—	—	—	—	—	*1,39,557*	*62,046*	*45,323*	*36,876*	*29,943*
,, *Sind*	—	—	—	—	—	*5,230*	*2,885*	*3,393*	*1,847*	*3,044*
,, *Madras*	—	—	—	—	—	*1,560*	*529*	..	..	..
,, *Burma*	—	—	—	—	—	*2,290*	*3,147*	*1,350*	*260*	*1,500*
TOTAL	—	—	—	—	—	1,48,637	69,408	50,711	38,988	34,487
Lace and patent net (III. P)—	Yards	Yards	Yards	Yards	Yards					
TOTAL BRITISH EMPIRE	..	..	..	..	1,208	..	..	..	..	1,285
Share of Bombay	..	..	..	..	*1,208*	..	..	..	..	*1,285*
Piece goods—										
Grey (unbleached) (III. P)—	Yards	Yards	Yards	Yards	Yards					
Aden and Dependencies	273,740	605,050	526,928	76,366	463,812	73,795	1,35,030	1,17,460	16,631	77,386
Bahrein Islands	668,792	315,550	518,073	405,302	141,403	1,82,254	85,822	1,11,780	86,077	38,556
Ceylon (excluding Maldives)	13,630	105,756	23,852	320,821	530,724	3,550	31,074	6,611	84,409	1,14,347
Straits Settlements	136,480	22,690	46,800	17,142	5,600	45,758	6,179	13,362	11,716	1,258
Federated Malay States	87,823	16,034	15,042	..	..	22,710	4,551	4,132	..	..
Zanzibar and Pemba	61,900	13,600	18,600	8,400	47,200	16,490	4,050	7,147	3,015	15,405
Kenya Colony	147,550	418,631	290,946	156,100	59,503	41,351	87,032	69,771	38,035	15,927
Tanganyika Territory	42,110	38,400	55,300	55,700	80,800	13,056	11,660	15,185	15,775	23,135
Anglo-Egyptian Sudan	196,515	24,224	146,100	52,600	338,957	59,846	7,280	27,580	12,350	70,098
Seychelles	40,115	58,724	71,212	65,600	49,500	11,892	14,766	15,615	15,610	12,850
Other British Possession	21,071	17,835	15,075	2,000	998	5,127	4,907	4,811	400	684
TOTAL BRITISH EMPIRE	1,694,731	1,636,494	1,733,213	1,160,031	1,721,687	4,81,827	3,93,349	3,92,404	2,84,018	3,69,516

No. 12—*continued*

ARTICLES, AND COUNTRIES OF FINAL DESTINATION; ALSO SHARE OF EACH PROVINCE	QUANTITY					VALUE				
	1929-30	1930-31	1931-32	1932-33	1933-34	1929-30	1930-31	1931-32	1932-33	1933-34
Textiles—*continued*										
Cotton—*continued*						R	R	R	R	R
MANUFACTURES—*continued*										
Piece-goods—continued										
Grey (unbleached) (III. P)—*continued*	Yards	Yards	Yards	Yards	Yards					
Turkey, European	22,500	..	..	..	..	6,33	..	..	..	..
Muskat Territory and Trucial Oman	824,726	332,200	316,359	536,786	804,463	2,09,400	78,704	60,220	1,10,274	2,05,217
Other Native States in Arabia	658,739	196,017	242,156	185,941	4[illegible]	1,56,22[illegible]	41,083	37,218	[illegible]	[illegible]
Iraq	3,011,991	4,739,680	2,773,100	2,979,400	1,443,800	10,49,085	11,42,864	6,72,857	[illegible]	3,[illegible]
Persia	393,965	489,950	156,717	244,704	81,030	1,07,761	1,11,014	40,687	50,770	15,078
Japan	11,902	4,110	..	..	19,0[illegible]	6,04[illegible]	1,061	..	..	9,[illegible]
Egypt	..	..	59,400	..	500	..	..	12,450	..	[illegible]
Portuguese East Africa	611,034	151,729	62,080	154,052	47,970	1,69,74[illegible]	46 595	15,[illegible]56	37,[illegible]10	10,856
Italian East Africa (Somaliland and Eritrea)	76,500	9,000	1,800	..	..	23,075	1,000	800		..
French Somaliland	..	..	..	40,500	45,000	..	..	..	10,500	[illegible]8[illegible]
Other Foreign Countries	6,518	1,563	360	1,147	..	2,170	721	75	916	..
TOTAL FOREIGN COUNTRIES	6,518,774	6,924,149	3,610,872	4,143,130	2,861,167	17,80,[illegible]10	14,23,945	[illegible],0[illegible]663	9,47,[illegible]16	0,8[illegible]242
Share of Bengal	*32,927*	*7,799*	*11,395*	*1,747*	*19,038*	*9,111*	*1,55[illegible]*	*4,010*	*1,[illegible]64*	*8,[illegible]28*
,, *Bombay*	*7,872,758*	*7,494,520*	*5,251,350*	*5,251,367*	*4,190,9[illegible]6*	*21,11,337*	*17,99,37[illegible]*	*11,75,163*	*1,[illegible],[illegible]47*	*10,[illegible],[illegible]15*
,, *Sind*	*86,382*	*11,200*	*6,330*	*1,398*	*80,100*	*21,672*	*3,6[illegible]6*	*1,[illegible]50*	*2[illegible]*	*19,[illegible]37*
,, *Madras*	*209,680*	*47,124*	*74 519*	*41,[illegible]51*	*5,600*	*6[illegible],995*	*12,661*	*15,[illegible]46*	*17,[illegible]8*	*1,[illegible]*
,, *Burma*	*1,725*	..	..	..	..	*1,141*	..	..	..	..
TOTAL	8,293,505	7,560,643	5,344,031	5,303,151	4,555,854	22,12,236	18,17,194	11,90,267	12 27,424	[illegible],[illegible],[illegible]19
White (bleached) (III. P)—	Yards	Yards	Yards	Yards	Yards					
United Kingdom (*including* Channel Islands)	10,332	12,015	21,012	2,760	9 282	8,294	9,291	7,443	691	8,10[illegible]
Aden and Dependencies	118,479	66,957	16,5[illegible]4	73,612	120,211	40,431	26,5[illegible]0	4,2[illegible]5	10,[illegible]41	30,112
Bahrein Islands	451,901	305,571	371,253	422,642	250,109	1,25,139	81,276	8[illegible],112	[illegible],[illegible]01	57,614
Ceylon (*excluding* Maldives)	252,205	214,500	56,356	172,440	707,915	1,33,069	85,664	16,649	41,787	[illegible],[illegible]1
Straits Settlements	217,321	100,806	121,753	27,068	51,128	90,691	53,[illegible]58	6[illegible],0[illegible]5	6,0[illegible]5	10,[illegible]6[illegible]
Federated Malay States	114,497	14,200	10,900	2,392	..	43,163	4,637	4,2[illegible]6	4[illegible]2	..
Zanzibar and Pemba	73,088	65,484	17,753	7,744	3,525	26,965	23,870	6,9[illegible]3	2,77[illegible]	[illegible]10
Kenya Colony	77,819	35,027	119,975	23,193	133,[illegible]07	24,[illegible]65	14,160	[illegible]2,715	[illegible]4[illegible]	[illegible]28[illegible]
Tanganyika Territory	40,944	2,957	40,011	9,536	..	11,875	1,075	8,15[illegible]	1,1[illegible]0	..
Anglo-Egyptian Sudan	3,810	..	..	10,000	250,125	1,072	..	..	1,[illegible]45	6[illegible],6[illegible]1
Mauritius and Dependencies	106,896	1,029	2,048	10,500	..	18,714	806	1,[illegible]1[illegible]	3,[illegible]40	..
Seychelles	46,446	31,418	15,777	51,271	21,000	18,420	12 455	[illegible]5[illegible]0	12,[illegible]10	[illegible]4[illegible]
Other British Possessions	5,000	6,420	17,314	6,224	..	1,725	1,922	1,[illegible]05	1,[illegible]0[illegible]	..
TOTAL BRITISH EMPIRE	1,520,138	857,294	810,706	819,392	1,636,992	5,41,213	3,11,497	2,[illegible],[illegible]0[illegible]	1,[illegible],[illegible]5[illegible]	[illegible],[illegible],[illegible]1[illegible]
Muskat Territory and Trucial Oman	581,784	263,934	514,026	369,110	452,810	1 50,172	96,607	1 [illegible],[illegible]0[illegible]	77,[illegible]0[illegible]	[illegible],[illegible]5[illegible]
Other Native States in Arabia	213,316	211,062	89,946	144,550	197,2[illegible]	53,[illegible]7	51 432	2[illegible],0[illegible]8	36,[illegible]72	3,[illegible]2[illegible]
Iraq	130,047	850,459	375,418	966,167	1,3[illegible],[illegible]72	36,[illegible]29	1,[illegible],[illegible]28	7[illegible],935	1,[illegible],[illegible]67	2,[illegible],[illegible]1[illegible]
Persia	849,519	790,874	707,514	1,136 531	2,537,114	3,06,150	2,[illegible],[illegible]86	1,61,749	2,[illegible],[illegible]4[illegible]	5,[illegible],[illegible]7[illegible]
Afghanistan	..	..	85,990	52,[illegible]6[illegible]	3,[illegible]99	..	..	14,150	1[illegible],[illegible]2[illegible]	[illegible],[illegible]2
Siam	..	..	..	..	31 000	..	..	..	..	[illegible],[illegible]16
Egypt	8,000	718	..	3[illegible],000	..	2,69[illegible]	449	..	[illegible],[illegible]1[illegible]	..
Portuguese East Africa	[illegible],150	28,226	[illegible],[illegible]21	[illegible],1[illegible]8	2,[illegible]40	[illegible],221	[illegible],[illegible]55	6[illegible]2	[illegible],[illegible]30	62
Other Foreign Countries	1,[illegible]78	12,[illegible]12	11,[illegible]72	1[illegible]4	11,462	6,110	4,[illegible]17	3,[illegible]16	1,[illegible]	[illegible],[illegible]1[illegible]
TOTAL FOREIGN COUNTRIES	1,940,[illegible]50	2,[illegible],[illegible]5[illegible]	1,797,534	2,[illegible],[illegible][illegible]9	4,55[illegible],[illegible]0[illegible]	[illegible],[illegible]17	5,[illegible],[illegible]1[illegible]	4,[illegible],[illegible]1[illegible]	[illegible],[illegible],[illegible]1[illegible]	[illegible],[illegible],[illegible]7

No. 12—*continued*

ARTICLES AND COUNTRIES OF FINAL DESTINATION; ALSO SHARE OF EACH PROVINCE	QUANTITY					VALUE				
	1929-30	1930-31	1931-32	1932-33	1933-34	1929-30	1930-31	1931-32	1932-33	1933-34
Textiles—*continued*										
Cotton—*continued*						R	R	R	R	R
Manufactures—*continued*										
Piece-goods—continued										
White (bleached) (III. P)—*continued*	Yards	Yards	Yards	Yards	Yards					
Share of Bengal	*155,231*	*8,391*	*14,460*	*2,680*	*3,720*	*37,026*	*3,837*	*3,918*	*835*	*686*
„ *Bombay*	*2,561,953*	*2,779,511*	*2,218,332*	*3,466,470*	*6,021,053*	*8,48,149*	*7,82,328*	*5,31,638*	*7,33,027*	*13,27,123*
„ *Sind*	*290,976*	*215,129*	*262,481*	*105,031*	*63,376*	*77,930*	*54,489*	*50,086*	*24,116*	*15,268*
„ *Madras*	*348,585*	*95,748*	*106,617*	*14,200*	*44,200*	*1,44,155*	*42,946*	*39,219*	*2,887*	*14,416*
„ *Burma*	*5,683*	*11,000*	*6,452*	*1,640*	*62,640*	*3,073*	*4,600*	*3,175*	*300*	*19,660*
TOTAL	3,360,328	3,109,779	2,608,242	3,590,021	6,194,989	11,10,383	8,88,200	6,28,086	7,61,165	13,70,052
Coloured, printed, or dyed (III. P)—	Yards	Yards	Yards	Yards	Yards					
United Kingdom (*including* Channel Islands)	65,195	83,053	1,074	46,653	67,753	30,501	39,353	735	10,443	517
Aden and Dependencies	201,575	131,399	215,787	441,382	315,366	88,354	45,340	55,029	98,382	64,348
Bahrein Islands	2,826,405	882,265	1,836,441	1,142,190	571,486	6,52,607	2,05,613	4,41,267	2,63,872	1,33,167
Ceylon (*excluding* Maldives)	585,754	436,285	228,887	825,501	320,472	1,99,499	1,20,282	62,971	2,22,141	73,816
Straits Settlements	100,118	159,617	177,882	71,882	518,546	55,081	75,755	75,399	19,667	1,32,812
Federated Malay States	17,959	6,000	..	12,438	3,036	6,750	1,550	..	3,001	480
Hongkong	21,946	8,498	7,164	11,875	13,436	11,572	5,297	3,966	4,424	4,663
Natal	20,400	13,800	8,800	900	..	15,625	7,100	4,525	500	..
Zanzibar and Pemba	186,687	36,408	41,832	7,530	22,702	65,415	12,085	13,010	2,470	5,800
Kenya Colony	389,788	296,088	222,458	89,405	580,501	1,05,110	67,440	64,285	25,504	1,22,086
Tanganyika Territory	127,226	87,774	187,888	133,200	92,504	45,675	11,775	47,867	23,575	15,292
Anglo-Egyptian Sudan	21,100	9,900	36,000	116,140	266,986	5,322	2,400	13,575	21,230	53,541
Mauritius and Dependencies	317,723	145,950	187,869	53,600	88,400	86,409	33,089	39,374	10,285	14,281
Seychelles	84,319	116,263	11,380	93,805	69,780	25,601	27,015	2,810	19,200	13,640
Other British Possessions	7,443	4,606	3,513	12,690	2,490	4,880	3,884	543	3,416	925
TOTAL BRITISH EMPIRE	4,977,638	2,367,856	3,156,424	3,059,200	2,928,458	13,98,461	7,56,928	8,24,356	7,29,010	6,60,458
Germany	6,635	4,107	..	..	..	8,190	1,535	..	..	..
Belgium	..	13,593	..	..	..	..	12,892	..	..	..
Italy (*including* Fiume)	32,030	1,890	89	153	17,600	8,553	940	32	200	4,400
Muskat Territory and Trucial Oman	2,509,574	1,537,903	2,087,294	1,729,905	1,656,886	9,48 096	5,66,441	5,57,528	3,76,245	3,66,070
Other Native States in Arabia	337,207	173,834	149,546	245,402	192,875	1,20,324	70,404	38,920	48,419	48,334
Iraq	615,462	885,482	852,837	2,351,186	2,275,327	1,60,054	1,99,575	1,73,694	4,28,362	4,81,991
Persia	2,087,378	1,538,539	1,329,025	5,034,190	6,532,343	8,78,324	4,25,339	2,87,701	9,02,947	12,40,227
Henjam Island	16,000	12,000	..	..	..	5,800	3,800	..	..	..
Sumatra	..	4,400	..	18,037	..	..	3,425	..	5,210	..
Siam	1,770	50,971	10,462	10,027	44,192	863	25,215	5,860	3,853	8,039
China (*exclusive* of Hongkong and Macão)	6,713	23,343	10,768	31,297	34,058	4,224	11,769	4,862	12,717	16,340
Japan	8,430	..	..	12,040	33,088	2,725	..	..	1,707	10,361
Portuguese East Africa	297,702	76,076	76,693	142,978	1,26,175	82,217	22,825	26,625	25,890	28,065
Italian East Africa (Somaliland and Eritrea)	21,450	25,340	..	11,140	22,710	13,625	6,237	..	2,830	4,475
French Somaliland	7,400	1,900	4,200	26,760	73,513	2,400	1,150	1,425	3,651	11,205
United States of America—										
Pacific Atlantic Coast	..	1,254	6	40,585	1,128	..	650	8	17,050	760
Other Foreign Countries	2,491	13,855	20,753	960	484	1,837	6,666	5,861	803	660
TOTAL FOREIGN COUNTRIES	6,540,242	4,364,392	4,541,625	9,663,750	11,000,379	22,33,222	13,56,363	10,99,334	18,29,944	22,18,207

No. 12—*continued*

ARTICLES, AND COUNTRIES OF FINAL DESTINATION; ALSO SHARE OF EACH PROVINCE	QUANTITY					VALUE				
	1929-30	1930-31	1931-32	1932-33	1933-34	1929-30	1930-31	1931-32	1932-33	1933-34
Textiles—*continued*										
Cotton—*continued*						R	R	R	R	R
MANUFACTURES—*continued*										
Piece-goods—continued										
Coloured, printed, or dyed—(III, P)—*continued*	Yards	Yards	Yards	Yards	Yards					
Share of Bengal	80,346	38,988	81,292	8,189	8,463	16,389	[illegible]	22,939	3,477	3,618
" *Bombay*	9,196,461	5,850,146	7,269,375	12,483,311	13,007,736	20,96,661	17,91,881	17,13,163	24,41,643	26,51,699
" *Sind*	1,268,584	675,613	309,000	191,238	340,520	4,63,889	2,28,997	86,585	45,923	81,414
" *Madras*	106,568	99,296	70,361	10,251	49,761	89,146	49,086	35,069	6,148	7,197
" *Burma*	12,916	78,208	68,021	59,521	537,327	5,944	34,133	25,994	16,141	2,39,136
TOTAL	10,612,875	6,732,248	7,698,049	12,722,950	13,923,807	26,76,649	21,18,291	19,23,691	24,58,964	29,85,165
Fents of all descriptions (III, P)—	Yards	Yards	Yards	Yards	Yards					
Aden and Dependencies	..	..	..	24,142	..	..	..	..	8,520	..
Straits Settlements	..	1,613	..	..	39,204	..	725	..	..	7,851
Other British Possessions	19,309	6,688	..	2,615	..	4,020	1,731	..	558	..
TOTAL BRITISH EMPIRE	19,309	8,301	..	26,757	39,204	4,020	2,456	..	7,078	7,851
Maskat Territory and Trucial Oman	11,450	600	..	..	..	6,062	250	..	..	..
United States of America—*Via* Atlantic Coast	15,009	4,462	5,620	..	28,682	4,160	1,979	1,039	..	7,298
Other Foreign Countries	..	1,562	7,353	..	7,040	..	320	1,875	..	1,719
TOTAL FOREIGN COUNTRIES	26,459	6,624	12,973	..	35,722	10,212	2,749	2,914	..	9,017
Share of Bengal	..	..	..	..	39,204	..	..	..	..	7,851
" *Bombay*	41,658	19,176	4,853	26,757	28,682	19,589	5,436	1,275	7,078	7,298
" *Sind*	4,110	2,750	8,620	..	7,040	2,242	1,319	1,639	..	1,719
TOTAL	45,768	14,925	12,973	26,757	74,926	14,832	5,206	2,914	7,078	16,868
Total Piece-goods—	Yards	Yards	Yards	Yards	Yards					
United Kingdom (*including* Channel Islands)	98,320	112,063	26,481	51,923	77,193	40,957	53,367	10,162	11,666	24,956
Aden and Dependencies	683,794	808,408	759,213	615,502	899,389	2,02,580	2,06,860	1,76,694	1,37,822	1,71,816
Bahrein Islands	2,942,098	1,503,886	2,715,767	1,970,134	966,068	9,63,000	4,62,709	3,36,159	4,26,510	2,29,137
Ceylon (*excluding* Maldives)	851,589	756,541	314,095	1,318,762	1,619,141	3,36,116	2,46,024	86,231	3,60,337	3,76,692
Straits Settlements	454,414	284,726	246,435	116,092	614,478	1,91,620	1,36,515	1,35,869	37,668	1,52,348
Federated Malay States	220,284	86,284	25,942	14,830	3,036	78,623	10,738	8,238	4,343	695
Hongkong	29,251	14,918	26,608	20,019	18,436	14,321	7,289	8,452	6,417	4,653
Natal	29,439	13,800	8,300	900	..	15,636	7,100	4,525	500	..
Zanzibar and Pemba	324,011	115,493	78,385	23,674	74,927	1,09,170	40,006	24,192	8,389	22,075
Kenya Colony	615,157	752,034	633,379	368,798	773,071	1,70,730	1,69,008	1,66,771	72,464	1,87,848
Tanganyika Territory	210,280	79,121	283,169	198,486	171,[illegible]06	70,600	24,510	71,152	40,700	38,627
Anglo-Egyptian Sudan	221,425	24,124	182,100	178,740	896,268	66,240	9,680	61,158	35,472	1,9[illegible],246
Mauritius and Dependencies	433,419	150,179	191,487	64,100	83,[illegible]90	1,07,475	35,793	61,584	13,285	14,241
Seychelles	170,980	208,405	96,369	210,636	140,240	52,913	54,284	23,505	47,[illegible]60	30,819
Other British Possessions	12,350	7,486	8,612	12,779	3,130	5,935	4,482	1,9[illegible]	[illegible],611	1,[illegible]23
TOTAL BRITISH EMPIRE	7,296,811	4,869,985	5,700,342	5,045,280	6,126,841	24,24,121	14,66,130	14,40,718	12,[illegible],869	14,[illegible],170
Belgium	264	13,598	..	..	..	570	12,[illegible]	..	..	..
Italy (*including* Fiume)	22,078	1,940	3,294	153	17,[illegible]19	3,573	952	[illegible]	[illegible]	4,[illegible]
Turkey, European	22,500	..	..	..	..	6,000	..	..	..	..
Maskat Territory and Trucial Oman	3,927,534	3,234,627	2,435,749	2,615,[illegible]01	2,814,159	18,12,750	7,61,[illegible]02	7,20,[illegible]85	5,72,[illegible]61	6,[illegible],[illegible]14
Other Native States in Arabia	1,979,262	860,908	481,348	625,983	812,681	3,30,060	1,42,940	91,169	1,13,940	1,[illegible],[illegible]1
Iraq	4,657,499	6,175,821	4,001,355	6,296,753	5,[illegible]21,529	12,66,[illegible]79	15,25,705	[illegible],94,[illegible]46	12,97,[illegible]45	11,[illegible],[illegible]44

No. 12– *continued*

ARTICLES, AND COUNTRIES OF FINAL DESTINATION; ALSO SHARE OF EACH PROVINCE	QUANTITY					VALUE				
	1929-30	1930-31	1931-32	1932-33	1933-34	1929-30	1930-31	1931-32	1932-33	1933-34
Textiles—*continued*						R	R	R	R	R
Cotton—*continued*										
MANUFACTURES—*continued*										
Piece goods—concluded										
Total Piece goods—concluded	Yards	Yards	Yards	Yards	Yards					
Persia	3,050,862	2,809,263	2,104,354	6,414,425	9,140,487	12,91,235	7,63,039	5,06,512	12,13,278	18,09,181
Henjam Island	10,000	12,000	..	..	..	5,800	3,800	..	..	..
Sumatra	..	5,000	..	18,037	..	..	3,925	..	5,210	..
Afghanistan	..	..	60,650	52,958	3,989	..	..	16,911	10,575	950
Siam	8,240	57,053	10,462	11,174	75,192	3,013	27,035	2,869	4,767	14,943
China (*exclusive* of Hongkong and Macao)	7,014	24,668	12,540	31,430	41,300	4,393	12,560	5,721	12,902	19,046
Japan	20,332	4,110	..	12,040	50,596	9,067	1,064	..	1,707	20,904
Egypt	8,000	4,539	59,400	30,000	500	1,600	2,330	12,450	6,050	120
Portuguese East Africa	930,086	256,031	160,473	319,810	175,145	2,62,206	80,305	47,671	68,970	37,141
Italian East Africa (Somaliland and Eritrea)	100,930	34,340	4,800	11,140	43,210	37,456	6,137	1,400	2,830	6,675
French Somaliland	8,520	12,300	16,500	67,260	118,513	4,420	4,275	3,980	14,151	20,005
United States of America—										
Via Atlantic Coast	27,082	5,716	5,626	49,585	29,810	8,325	2,629	1,047	17,050	8,148
Other Foreign Countries	8,762	15,311	7,555	960	6,774	9,517	6,870	2,975	803	2,150
TOTAL FOREIGN COUNTRIES	14,925,665	12,547,660	9,963,006	16,577,509	18,458,265	45,48,013	33,57,760	23,10,239	33,48,602	38,93,558
Share of Bengal	*218,404*	*45,178*	*107,147*	*12,551*	*64,425*	*56,696*	*18,381*	*30,887*	*5,176*	*21,220*
,, *Bombay*	*19,672,660*	*16,136,351*	*14,743,910*	*21,202,105*	*23,538,437*	*60,68,687*	*43,79,618*	*31,88,268*	*44,36,925*	*50,12,196*
,, *Sind*	*1,648,053*	*994,692*	*486,421*	*293,165*	*491,236*	*5,05,793*	*2,82,185*	*1,09,860*	*70,319*	*1,20,632*
,, *Madras*	*663,533*	*242,166*	*251,397*	*68,602*	*90,541*	*2,72,796*	*1,04,673*	*92,773*	*25,250*	*22,970*
,, *Burma*	*20,527*	*89,203*	*74,473*	*61,161*	*599,967*	*10,162*	*38,733*	*29,169*	*16,641*	*1,51,695*
TOTAL	22,222,470	17,417,595	15,663,348	21,642,889	24,784,606	69,74,134	48,23,890	37,50,957	46,54,021	53,23,713
Rope (III. F)—	Lbs.	Lbs.	Lbs.	Lbs.	Lbs.					
TOTAL BRITISH EMPIRE	..	..	2,941	123	..	..	..	1,360	100	..
TOTAL FOREIGN COUNTRIES	224	113	..	..	..	100	50	..	..	..
Share of Bombay	*224*	*113*	*2,941*	*123*	..	*100*	*50*	*1,360*	*100*	..
	Lbs.	Lbs.	Lbs.	Lbs.	Lbs.					
Thread, sewing (III. (j)—										
United Kingdom (*excluding* Channel Islands)	14,862	..	..	..	..	15,050	..	..	..	..
Ceylon (*excluding* Maldives)	550	704	5,483	3,488	1,012	1,151	1,758	6,923	7,069	3,625
Union of South Africa	5,245	11,374	13,021	24 602	11,340	15,000	37,783	43,497	71,305	35,870
Zanzibar and Pemba	3,071	1,004	2,184	952	1,400	5,200	2,900	2,150	1,490	1,850
Kenya Colony	7,523	8,487	2,100	1,882	1,520	10,340	11,501	2,254	1,703	1,761
Tanganyika Territory	13,386	9,489	3,808	3,028	1,108	14,850	10,080	3,300	2,950	900
Other British Possessions	601	1,835	2,769	2,011	1,189	1,287	4,508	2,8[illegible]	4,222	2,565
TOTAL BRITISH EMPIRE	45,846	33,853	29,365	36,858	18,475	62,878	68,530	60,966	88 639	46,671
Netherlands	672	2,059	1,574	365	..	5,085	3,991	4,221	878	..
Native States in Arabia other than Maskat Territory and Trucial Oman	2,400	5,164	2,526	3,980	2,915	6,600	10,325	6,999	8,703	6,290
[illegible]	9,508	6,287	6,252	23,986	6,074	15,999	10,450	10,461	37,316	15,824
[illegible]	2,379	1,969	1,394	1,309	582	5,380	5,447	3,705	2,311	1,739
TOTAL FOREIGN COUNTRIES	14,959	16,079	11,746	29,640	9,47[illegible]	31,054	30,213	25,386	49,208	2[illegible],853

No. 12—*continued*

ARTICLES, AND COUNTRIES OF FINAL DESTINATION; ALSO SHARE OF EACH PROVINCE	QUANTITY					VALUE				
	1929-30	1930-31	1931-32	1932-33	1933-34	1929-30	1930-31	1931-32	1932-33	1933-34
Textiles—*continued*										
Cotton—*continued*	Lbs.	Lbs.	Lbs.	Lbs.	Lbs.	R	R	R	R	R
MANUFACTURES—*continued*										
Thread, Sewing (III. P) —continued										
Share of Bengal	996	2,891	1,004	..	..	617	6,467	2,169	..	..
" *Bombay*	59,977	48,917	37,744	66,913	27,916	81,960	85,126	89,221	1,34,267	70,434
" *Sind*	1,316	64	610	224	..	2,225	150	2,226	630	..
" *Madras*	..	..	224	656	..	..	..	299	647	..
" *Burma*	..	..	919	616	..	..	..	1,469	1,434	..
TOTAL	60,705	49,982	41,111	68,408	27,946	86,942	91,743	95,882	1,37,847	70,434
Other sorts of manufactures (III. P)—	Lbs.	Lbs.	Lbs.	Lbs.	Lbs.					
United Kingdom (*including* Channel Islands)	264	5,053	4,840	13,083	108	440	7,32	7,337	9,891	799
Straits Settlements	234	3	20	29	6,450	1,700	16	30	67	5,060
Other British Possessions	5,883	6,132	501	1,409	2,919	9,076	4,796	1,841	1,611	3,473
TOTAL BRITISH EMPIRE	7,351	13,169	5,368	16,121	7,561	11,212	12,192	9,208	11,569	9,332
France	..	6,646	..	92	85	..	11,050	..	94	75
Other Foreign Countries	16,363	4,760	9,063	8,593	4,368	17,858	5,878	6,231	3,529	5,464
TOTAL FOREIGN COUNTRIES	16,363	19,606	9,063	8,691	4,445	17,858	16,928	6,231	3,623	5,537
Share of Bengal	994	4,103	184	1,393	113	1,660	6,961	818	1,109	869
" *Bombay*	21,383	11,140	8,495	16,857	5,936	24,889	13,714	7,304	19,263	6,956
" *Sind*	340	5,456	..	..	233	425	10,975	..	..	1,499
" *Madras*	..	33	300	560	445	..	39	138	349	414
" *Burma*	926	299	5,422	..	5,296	1,760	413	7,236	..	6,231
TOTAL	23,644	24,796	14,321	18,812	13,010	28,670	30,116	15,298	14,413	14,969
Total value of Cotton manufactures (including Twist and Yarn)—										
United Kingdom (*including* Channel Islands)	—	—	—	—	—	60,132	65,887	20,778	46,497	26,896
Palestine	—	—	—	—	—	2,240	1,445	..	607	2,240
Aden and Dependencies	—	—	—	—	—	2,26,580	2,27,824	1,69,612	1,54,798	1,66,461
Bahrein Islands	—	—	—	—	—	2,72,220	4,09,501	3,62,216	4,47,270	2,69,544
Ceylon (*including* Maldives)	—	—	—	—	—	2,49,060	2,60,095	1,69,466	2,02,434	2,20,170
Straits Settlements	—	—	—	—	—	1,18,800	1,29,615	1,27,606	80,120	1,61,160
Federated Malay States	—	—	—	—	—	72,921	10,720	8,707	4,240	490
Hongkong	—	—	—	—	—	16,450	7,800	8,817	6,977	4,665
Union of South Africa	—	—	—	—	—	80,620	64,000	48,000	72,000	80,270
Zanzibar and Pemba	—	—	—	—	—	1,26,720	63,455	80,000	11,070	84,725
Kenya Colony	—	—	—	—	—	2,04,070	1,80,954	1,68,807	97,222	1,70,206
Tanganyika Territory	—	—	—	—	—	80,822	61,085	70,802	44,000	61,727
Anglo-Egyptian Sudan	—	—	—	—	—	66,220	8,000	61,126	85,240	1,80,927
Mauritius and Dependencies	—	—	—	—	—	1,12,000	97,000	62,516	13,000	15,451
Seychelles	—	—	—	—	—	66,000	66,000	52,700	40,000	32,041
Other British Possessions	—	—	—	—	—	8,450	7,000	8,021	6,240	1,726
TOTAL BRITISH EMPIRE	—	—	—	—	—	20,20,000	18,11,472	15,00,706	13,70,000	15,66,017
Germany	—	—	—	—	—	2,500	1,000	2,575	845	1,450
Netherlands	—	—	—	—	—	5,000	4,000	4,021	971	..
Belgium	—	—	—	—	—	800	10,000	..	140	..
France	—	—	—	—	—	..	11,100	..	6	1,018

FOREIGN MERCHANDISE

No. 12—*continued*

ARTICLES, AND COUNTRIES OF FINAL DESTINATION; ALSO SHARE OF EACH PROVINCE	QUANTITY					VALUE				
	1929-30	1930-31	1931-32	1932-33	1933-34	1929-30	1930-31	1931-32	1932-33	1933-34
						R	R	R	R	R
Textiles—*continued*										
Cotton—*continued*										
MANUFACTURES—*continued*										
Total value of Cotton manufactures (including *Twist and Yarn*)—continued										
Italy (*including* Fiume)	—	—	—	—	—	8,874	1,052	982	200	4,718
Turkey, European	—	—	—	—	—	6,000	..	..	..	..
Syria	—	—	—	—	—	36,145	16,770	2,400	33,270	45,775
Muskat Territory and Trucial Oman	—	—	—	—	—	13,70,878	7,88,723	7,40,280	5,86,971	7,09,344
Other Native States in Arabia	—	—	—	—	—	3,55,989	1,83,495	99,948	1,26,709	1,80,929
Iraq	—	—	—	—	—	12,96,095	15,40,771	9,26,849	13,06,530	11,87,756
Persia	—	—	—	—	—	17,24,791	10,38,058	8,98,818	20,65,262	20,55,075
Henjam Island	—	—	—	—	—	5,800	3,800	..	..	..
Afghanistan	—	—	—	—	—	..	..	17,911	18,375	950
Sumatra	—	—	—	—	—	..	3,925	..	5,210	..
Siam	—	—	—	—	—	3,429	27,185	2,985	4,767	14,946
China (*exclusive of* Hong-kong and Macao)	—	—	—	—	—	4,693	12,560	9,784	14,093	19,716
Japan	—	—	—	—	—	10,787	1,865	..	2,467	23,545
Egypt	—	—	—	—	—	1,720	4,820	15,250	28,225	15,222
Portuguese East Africa	—	—	—	—	—	2,92,540	99,667	63,519	1,11,335	55,068
Italian East Africa (Somaliland and Eritrea)	—	—	—	—	—	40,056	6,137	1,550	3,797	9,450
French Somaliland	—	—	—	—	—	37,515	42,890	15,755	30,021	34,210
United States of America—										
Via Atlantic Coast	—	—	—	—	—	8,475	5,079	1,897	17,100	8,148
„ Pacific „	—	—	—	—	—	..	..	..	..	800
Other Foreign Countries	—	—	—	—	—	1,078	6,050	565	1,068	1,029
TOTAL FOREIGN COUNTRIES	—	—	—	—	—	52,20,385	38,12,842	28,16,659	43,57,977	43,39,718
Share of Bengal	—	—	—	—	—	*58,748*	*30,062*	*33,513*	*8,798*	*21,520*
„ *Bombay*	—	—	—	—	—	*69,19,052*	*49,47,021*	*40,33,872*	*55,87,202*	*56,51,332*
„ *Sind*	—	—	—	—	—	*5,74,153*	*2,96,915*	*1,16,478*	*72,882*	*1,25,096*
„ *Madras*	—	—	—	—	—	*2,75,051*	*1,06,701*	*93,250*	*60,445*	*23,913*
„ *Burma*	—	—	—	—	—	*14,298*	*43,616*	*39,330*	*18,339*	*1,52,469*
TOTAL	—	—	—	—	—	78,41,273	54,24,315	43,66,443	57,37,666	58,84,330
TOTAL VALUE OF COTTON, RAW AND MANUFACTURES	—	—	—	—	—	97,65,858	55,39,151	45,36,653	58,26,822	64,93,148
Flax—										
MANUFACTURES—										
Piece-goods (*III. T*)—	Yards	Yards	Yards	Yards	Yards					
TOTAL BRITISH EMPIRE	79	147	523	218	279	110	334	1,123	205	272
TOTAL FOREIGN COUNTRIES	530	224	..	141	63	650	326	..	136	62
Share of Bengal	..	*85*	*503*	..	*154*	..	*256*	*1,102*	—	*77*
„ *Bombay*	609	*286*	*20*	*359*	*188*	*760*	*404*	*21*	*341*	*257*
TOTAL	609	371	523	359	342	760	660	1,123	341	334
Other sorts (including *bags and sacks*) (*III. T*)—	Lbs.	Lbs.	Lbs.	Lbs.	Lbs.					
United Kingdom (*exclusive of* Channel Islands)	5,949	3,088	4,721	4,801	2,292	10,756	7,959	8,292	9,308	3,842
Other British Possessions	1,590	802	702	807	2,596	2,578	1,257	837	1,009	1,857
TOTAL BRITISH EMPIRE	7,539	3,890	5,423	5,608	4,888	13,344	9,216	9,129	10,406	5,719

No 12—*continued*

ARTICLES, AND COUNTRIES OF FINAL DESTINATION; ALSO SHARE OF EACH PROVINCE	QUANTITY					VALUE				
	1929-30	1930-31	1931-32	1932-33	1933-34	1929-30	1930-31	1931-32	1932-33	1933-34
Textiles—*continued*										
Flax—*continued*						R	R	R	R	R
MANUFACTURES—*continued*										
Other sorts (including *bags and sacks*) (*III. T*)—continued	Lbs.	Lbs.	Lbs.	Lbs.	Lbs.					
TOTAL FOREIGN COUNTRIES	2,398	7,688	6,537	1,526	5,189	3,481	5,836	7,909	1,573	3,296
Share of Bengal	*1,323*	*1,006*	*1,790*	*449*	*1,165*	*1,631*	*892*	*3,324*	*605*	*1,777*
" *Bombay*	*1,448*	*1,763*	*2,172*	*1,357*	*1,871*	*3,124*	*2,133*	*3,167*	*1,230*	*1,297*
" *Sind*	*6,414*	*2,702*	*2,268*	*2,228*	*2,292*	*12,130*	*4,720*	*4,042*	*4,136*	*3,382*
" *Madras*	*752*	*6,424*	*4,903*	*600*	*4,636*	*940*	*4,375*	*5,862*	*836*	*2,562*
" *Burma*	..	*4,683*	*837*	*2,500*	*113*	..	*2,927*	*145*	*5,172*	*17*
TOTAL	9,937	16,578	11,970	7,134	10,077	16,825	15,052	17,038	11,979	9,038
Total value of Flax Manufactures—										
United Kingdom (*including* Channel Islands)	—	—	—	—	—	10,766	7,959	8,292	9,298	3,882
Other British Possessions	—	—	—	—	—	2,688	1,591	1,960	1,213	2,129
TOTAL BRITISH EMPIRE	—	—	—	—	—	13,454	9,550	10,252	10,611	6,011
TOTAL FOREIGN COUNTRIES	—	—	—	—	—	4,131	6,162	7,909	1,709	3,356
Share of Bengal	—	—	—	—	—	*1,631*	*1,143*	*4,926*	*605*	*1,854*
" *Bombay*	—	—	—	—	—	*2,384*	*2,542*	*3,188*	*1,571*	*1,554*
" *Sind*	—	—	—	—	—	*12,130*	*4,720*	*4,042*	*4,136*	*3,382*
" *Madras*	—	—	—	—	—	*940*	*4,375*	*5,862*	*836*	*2,562*
" *Burma*	—	—	—	—	—	..	*2,927*	*145*	*5,172*	*17*
TOTAL	—	—	—	—	—	17,585	15,712	18,161	12,820	9,349
Haberdashery and Millinery (*III. T*)—										
United Kingdom (*including* Channel Islands)	—	—	—	—	—	70,999	1,02,147	1,1[illegible],193	98,930	57,169
Palestine	—	—	—	—	—	9,756	1,600	430	100	250
Aden and Dependencies	—	—	—	—	—	17,120	15,082	8,630	15,400	22,340
Bahrein Islands	—	—	—	—	—	56,282	36,452	39,100	34,478	20,740
Ceylon (*excluding* Maldives)	—	—	—	—	—	17,950	11,102	12,488	5,170	6,212
Straits Settlements	—	—	—	—	—	6,432	2,915	2,8[illegible]	882	775
Union of South Africa	—	—	—	—	—	10,144	17,965	5,700	5,7[illegible]	5,823
Zanzibar and Pemba	—	—	—	—	—	15,360	14,895	14,280	11,825	11,965
Kenya Colony	—	—	—	—	—	30,[illegible]01	37,271	30,284	2[illegible]	3[illegible]
Tanganyika Territory	—	—	—	—	—	33,005	51,417	3[illegible],264	35,250	32,480
Mauritius and Dependencies	—	—	—	—	—	10,075	6,300	15,350	4,100	5,[illegible]
Seychelles	—	—	—	—	—	3,825	3,[illegible]25	5,690	3,8[illegible]	5,350
Other British Possessions	—	—	—	—	—	11,212	7,764	6,076	4,930	7,308
TOTAL BRITISH EMPIRE	—	—	—	—	—	3,01,769	2,97,925	2,[illegible],256	2,42,037	2,14,[illegible]

No. 12—*continued*

ARTICLES, AND COUNTRIES OF FINAL DESTINATION; ALSO SHARE OF EACH PROVINCE	QUANTITY					VALUE				
	1929-30	1930-31	1931-32	1932-33	1933-34	1929-30	1930-31	1931-32	1932-33	1933-34
Textiles—*continued*										
Haberdashery and Millinery (III. T) —*continued*						R	R	R	R	R
France	—	—	—	—	—	285	2,788	5,563	2,129	855
Italy (*including* Fiume)	—	—	—	—	—	3,281	5,742	1,460	1,550	1,280
Muskat Territory and Trucial Oman	—	—	—	—	—	55,044	37,423	31,360	31,980	37,510
Other Native States in Arabia	—	—	—	—	—	1,05,747	71,031	40,775	23,659	32,800
Iraq	—	—	—	—	—	29,795	23,342	21,812	17,478	9,459
Persia	—	—	—	—	—	78,800	31,162	11,452	7,881	7,384
Henjam Island	—	—	—	—	—	7,016	..	..	..	300
Egypt	—	—	—	—	—	6,780	4,513	600	750	1,710
Portuguese East Africa	—	—	—	—	—	19,106	22,332	21,845	13,154	14,778
French Somaliland	—	—	—	—	—	200	35	4,840	11,850	6,000
United States of America—										
Via Atlantic Coast	—	—	—	—	—	40,368	2,709	15,476	20,022	34,331
„ Pacific „	—	—	—	—	—	..	2,415	8,500	825	240
Other Foreign Countries	—	—	—	—	—	15,533	5,901	11,555	6,803	4,421
TOTAL FOREIGN COUNTRIES	—	—	—	—	—	3,61,855	2,09,343	1,70,238	1,38,476	1,51,018
Share of Bengal	—	—	—	—	—	*1,954*	*1,065*	*323*	*3,965*	*325*
„ *Bombay*	—	—	—	—	—	*5,01,976*	*4,66,054*	*4,32,332*	*3,30,199*	*3,22,187*
„ *Sind*	—	—	—	—	—	*35,761*	*18,953*	*13,587*	*33,080*	*38,093*
„ *Madras*	—	—	—	—	—	*12,335*	*3,597*	*7,049*	*4,303*	..
„ *Burma*	—	—	—	—	—	*12,002*	*17,609*	*13,199*	*8,966*	*4,923*
TOTAL	—	—	—	—	—	6,03,618	5,07,278	4,66,490	3,80,513	3,65,427
Silk—										
Raw (II. O)—	Lbs.	Lbs.	Lbs.	Lbs.	Lbs.					
Aden and Dependencies	..	800	..	200	50	..	5,100	..	500	250
Bahrein Islands	..	150	1,560	1,738	2,730	..	900	8,610	10,570	14,900
Other British Possessions	199	..	..	180	..	1,075	..	..	1,400	..
TOTAL BRITISH EMPIRE	199	950	1,560	2,118	2,780	1,075	6,000	8,610	12,470	15,100
France	..	..	31,360	..	..	..	..	8,000	..	..
Italy (*including* Fiume)	5,513	..	..	33	..	24,500	..	..	74	..
Iraq	679	2,849	200	..	603	3,050	14,600	800	..	1,580
China (*exclusive of* Hongkong and Macao)	714	7,560	47	..	..	4,071	32,075	350	..	..
Other Foreign Countries	1,806	1,484	1,175	1,274	1,603	9,600	8,980	5,420	7,180	4,719
TOTAL FOREIGN COUNTRIES	8,712	11,893	32,782	1,307	2,326	41,291	55,655	14,570	7,254	6,299
Share of Bengal	..	..	*31,360*	..	—	..	..	*8,000*	..	..
„ *Bombay*	*8,315*	*12,543*	*2,157*	*2,570*	*3,873*	*39,172*	*61,655*	*10,550*	*13 514*	*17,660*
„ *Sind*	*57*	..	*825*	*356*	*1,233*	*576*	..	*4,630*	*5,580*	*3,739*
„ *Madras*	*449*	.	..	..	..	*3,465*	..	..	..	..
TOTAL	8,911	12,843	34,342	3,425	5,106	42,356	61,655	23,180	19 724	21,399
MANUFACTURES—										
Silk waste, noils and yarns (III. R)—	Lbs.	Lbs.	Lbs.	Lbs.	Lbs.					
Bahrein Islands	1,157	703	820	652	1,739	6,775	3,300	3,300	3,410	6,845
Other British Possessions	472	810	800	..	..	2,092	3,100	1,700	..	..
TOTAL BRITISH EMPIRE	1,629	1,513	1,620	652	1,739	8,867	6,400	5,000	3,410	6,895

No. 12—*continued*

ARTICLES, AND COUNTRIES OF FINAL DESTINATION; ALSO SHARE OF EACH PROVINCE	QUANTITY					VALUE				
	1929-30	1930-31	1931-32	1932-33	1933-34	1929-30	1930-31	1931-32	1932-33	1933-34
Textiles—*continued*										
Silk—*continued*						R	R	R	R	R
MANUFACTURES—*continued*	Lbs.	Lbs.	Lbs.	Lbs.	Lbs.					
Silk yarn, noil and waste (III. R)—continued										
Italy (*including* Fiume)	9,048	—	46	—	..	21,324	—	154	..	..
Muskat Territory and Trucial Oman	8,460	4,704	3,060	3,044	7,317	54,794	26,618	14,363	17,040	24,185
Other Native States in Arabia	500	1,097	200	100	400	2,931	5,214	900	400	1,425
China (*exclusive* of Hongkong and Macão)	65,800	..	..	..	..	1,20,168	..	..	..	..
Japan	..	..	..	900	..	..	..	..	5,786	..
Other Foreign Countries	..	210	..	..	..	..	800	..	..	..
TOTAL FOREIGN COUNTRIES	83,808	6,011	3,306	4,044	7,717	2,19,217	32,632	15,547	24,366	25,610
Share of Bengal	..	..	..	900	..	..	..	..	6,786	..
,, *Bombay*	*85,437*	*7,529*	*4,935*	*4,696*	*9,456*	*2,28,084*	*29,236*	*20,847*	*20,590*	*23,615*
,, *Madras*	..	..	..	..	..	..	..	..	..	..
TOTAL	85,437	7,529	4,935	5,596	9,456	2,28,084	29,236	20,847	27,676	23,615
Goods of silk mixed with other materials (III. R)—	Yards	Yards	Yards	Yards	Yards					
TOTAL BRITISH EMPIRE	10,425	9,669	975	6,700	18,984	5,750	5,371	2,900	2,800	9,525
Italy (*including* Fiume)	..	..	..	..	6,450	..	..	..	..	14,080
Native States in Arabia *other than* Muskat Territory and Trucial Oman	6,000	..	..	..	..	6,000	..	..	..	..
Other Foreign Countries	4,117	16,720	..	5,100	..	2,800	4,488	..	2,645	..
TOTAL FOREIGN COUNTRIES	10,117	16,720	..	5,100	6,450	8,800	4,488	—	2,645	14,080
Share of Bengal	..	..	..	*5,600*	..	—	..	—	*1,900*	..
,, *Bombay*	*20,542*	*19,379*	*975*	*5,200*	*14,434*	*17,550*	*9,905*	*2,900*	*5,480*	*16,601*
,, *Sind*	..	*500*	..	..	..	..	*100*	..	..	..
,, *Burma*	..	*510*	..	..	..	..	*707*	..	..	..
TOTAL	20,542	20,389	975	11,800	24,434	17,550	10,012	2,900	5,380	30,681
Silk piece goods (III. S)—	Yards	Yards	Yards	Yards	Yards					
Aden and Dependencies	5,750	10,525	12,900	74,867	188,075	9,205	11,000	9,400	67,577	1,57,586
Bahrein Islands	14,425	11,000	5,300	..	1,100	23,350	9,080	7,240	..	1,500
Ceylon (*excluding* Maldives)	150	240	..	..	74,510	1,800	250	..	..	68,200
Hongkong	1,170	4,500	3,542	..	..	1,258	4,240	10,072	..	..
Zanzibar and Pemba	..	..	250	400	19,240	..	..	300	640	11,040
Kenya Colony	7,525	6,780	13,500	148,220	262,228	8,445	8,540	9,725	1,05,226	1,24,150
Tanganyka Territory	1,527	60	..	5,050	27,800	2,551	300	..	2,540	13,120
Anglo-Egyptian Sudan	..	..	..	..	63,110	..	..	..	..	30,172
Mauritius and Dependencies	..	..	..	2,750	9,250	—	..	..	1,901	5,900
Other British Possessions	496	306	306	3,474	169	2,277	600	1,415	600	140
TOTAL BRITISH EMPIRE	31,643	33,411	36,108	333,141	665,582	48,106	34,709	38,842	1,79,106	4,66,374
Belgium	..	6,100	..	..	..	..	6,228	..	..	..
Italy (*including* Fiume)	2,105	..	925	1,050	2,917	2,760	..	1,850	1,120	6,400
Muskat Territory and Trucial Oman	5,500	1,945	1,000	400	2,782	7,000	1,960	900	600	1,920
Other Native States in Arabia	3,000	5,675	11,200	2,200	3,500	5,000	6,200	11,150	2,100	1,540
Iraq	45,995	2,064	18,256	15,249	90,211	54,965	2,260	16,676	12,500	80,220
Egypt	..	..	..	25	42,750	..	..	..	24	28,440
Persia	6,358	5,000	..	..	..	11,042	5,750	..	..	..
China (*exclusive* of Hongkong and Macão)	..	1,194	6,618	..	..	—	2,204	6,046	..	..
Other Foreign Countries	617	4,570	6,077	6,215	4,980	600	6,206	5,621	4,907	2,120
TOTAL FOREIGN COUNTRIES	63,775	28,157	43,125	25,536	91,040	87,126	30,991	41,985	21,000	99,140

No. 12—*continued*

ARTICLES, AND COUNTRIES OF FINAL DESTINATION; ALSO SHARE OF EACH PROVINCE	QUANTITY					VALUE				
	1929-30	1930-31	1931-32	1932-33	1933-34	1929-30	1930-31	1931-32	1932-33	1933-34
Textiles—*continued*						R	R	R	R	R
Silk—*continued*										
MANUFACTURES—*continued*										
Silk piece goods (III. R)—continued	Lbs.	Lbs.	Lbs.	Lbs.	Lbs.					
Share of Bengal	*970*	..	*2,573*	..	*175*	*858*	..	*3,156*	..	*32*
„ *Bombay*	*86,958*	*60,312*	*70,016*	*257,492*	*758,139*	*1,02,893*	*55,219*	*54,716*	*2,01,645*	*4,66,933*
„ *Sind*	*7,975*	*7,950*	*2,090*	*600*	*1,100*	*9,845*	*9,235*	*2,622*	*1,100*	*1,300*
„ *Madras*	..	..	..	..	..	..	..	..	..	..
„ *Burma*	*21*	*306*	*3,552*	*7*	*178*	*42*	*456*	*10,106*	*19*	*189*
TOTAL	95,218	58,568	78,231	257,999	759,642	1,13,638	64,910	80,600	2,02,762	4,68,742
Thread for sewing (III. R)—	Lbs.	Lbs.	Lbs.	Lbs.	Lbs.					
TOTAL BRITISH EMPIRE	250	..	962	..	..	2,500	..	4,200	..	..
TOTAL FOREIGN COUNTRIES	230	..	100	..	..	1,250	..	600	..	..
Share of Bombay	*450*	..	*1,062*	..	..	*3,450*	..	*4,800*	..	..
„ *Sind*	*30*	..	..	..	..	*300*	..	..	..	..
TOTAL	480	..	1,062	..	..	3,750	..	4,800	..	..
Other sorts (III. R)—	Lbs.	Lbs.	Lbs.	Lbs.	Lbs.					
United Kingdom (*including* Channel Islands)	2,134	1 164	1,889	..	..	67,930	28,554	37,140	..	190
Other British Possessions	..	321	112	110	..	..	640	300	440	..
TOTAL BRITISH EMPIRE	2,134	1,485	2,001	110	..	67,930	29,194	37,440	440	190
TOTAL FOREIGN COUNTRIES	773	453	252	407	492	3,000	3,200	2,025	2,625	5,369
Share of Bengal	*61*	..	..	..	..	*1,006*	..	..	..	*190*
„ *Bombay*	*2,835*	*1,922*	*2,143*	*457*	*60*	*69,530*	*32,140*	*33,135*	*2,765*	*478*
„ *Sind*	..	..	*84*	*60*	*432*	..	..	*6,020*	*300*	*4,891*
„ *Burma*	*11*	*16*	*26*	..	..	*400*	*264*	*310*	..	..
TOTAL	2,907	1,938	2,253	517	492	70,930	32,394	39,465	3,065	5,559
Total value of Silk Manufactures (including *Silk yarn*)—										
United Kingdom (*including* Channel Islands)	—	—	—	—	—	70,019	29,488	38,255	73	1,609
Aden and Dependencies	—	—	—	—	—	14,965	18,505	10,100	67,277	1,37,338
Bahrein Islands	—	—	—	—	—	33,625	12,350	14,400	3,850	8,105
Ceylon (*excluding* Maldives)	—	—	—	—	—	1,980	550	1,700	1,450	66,568
Hongkong	—	—	—	—	—	1,859	4,340	10,025	..	..
Zanzibar and Pemba	—	—	—	—	—	..	..	500	650	11,950
Kenya Colony	—	—	—	—	—	7,465	9,340	10,025	1,06,126	1,24,840
Tanganyika Territory	—	—	—	—	—	2,551	640	300	3,450	13,120
Anglo-Egyptain Sudan	—	—	—	—	—	..	..	..	..	50,172
Mauritius and Dependencies	—	—	—	—	—	..	..	..	1,900	5,990
Other British Possessions	—	—	—	—	..	2,100	469	3,400	980	400
TOTAL BRITISH EMPIRE	—	—	—	—	—	1,34,553	75,677	88,205	1,85,756	4,20,092
Belgium	—	—	—	—	—	..	9,132	..	..	..
Italy (*including* Fiume)	—	—	—	—	—	27,104	.	2,134	1,627	20,770
Muskat Territory and Trucial Oman	—	—	—	—	—	64,189	28,773	15,663	19,255	27,318
Other Native States in Arabia	—	—	—	—	—	18,131	11,414	12,550	3,900	3,275
Iraq	—	—	—	—	—	35,965	2,290	16,474	12,530	10,520
Egypt	—	—	—	—	—	1,500	..	100	34	30,250
Persia	—	—	—	—	—	11,292	8,529	..	..	..
China (*exclusive* of Hongkong and Macao)	—	—	—	—	—	1,38,168	2,804	7,140	..	..
Japan	—	—	—	—	—	..	5,435	..	9,731	820
Other Foreign Countries	—	—	—	—	—	2,450	2,498	6,346	6,115	5,774
TOTAL FOREIGN COUNTRIES	—	—	—	—	—	2,99,399	70,875	64,407	53,192	1,08,227

No. 12—*continued*

ARTICLES, AND COUNTRIES OF FINAL DESTINATION; ALSO SHARE OF EACH PROVINCE	QUANTITY					VALUE				
	1929-30	1930-31	1931-32	1932-33	1933-34	1929-30	1930-31	1931-32	1932-33	1933-34
Textiles—*continued*										
Silk—*concluded*										
MANUFACTURES—*concluded*										
***Total value of Silk Manufactures (including Silk yarn)*—continued**						R	R	R	R	R
Share of Bengal	—	—	—	—	—	*1,858*	..	*3,166*	*3,731*	*470*
,, *Bombay*	—	—	—	—	—	*4,21,507*	*1,35,500*	*1,96,358*	*2,18,715*	*5,21,479*
,, *Sind*	—	—	—	—	—	*10,166*	*3,615*	*5,662*	*1,600*	*6,191*
,, *Madras*	—	—	—	—	—	..	..	..	..	..
,, *Burma*	—	—	—	—	—	*442*	*1,427*	*10,416*	*15*	*189*
TOTAL	—	—	—	—	—	4,33,972	1,40,552	1,46,612	2,23,946	5,28,319
Total value of Silk, Raw and Manufactures	—	—	—	—	—	4,76,308	2,08,207	1,71,703	2,58,672	5,49,714
Wool, raw (II. P)—	Lbs.	Lbs.	Lbs.	Lbs.	Lbs.					
United Kingdom (*including* Channel Islands)	4,304,334	2,556,698	3,596,383	2,190,375	2,551,810	38,86,265	17,74,845	17,09,523	7,96,809	9,31,782
Other British Possessions	..	5	112	700	..	..	5	150	720	..
TOTAL BRITISH EMPIRE	4,304,334	2,556,703	3,596,495	2,191,075	2,551,810	38,86,265	17,74,850	17,09,673	7,97,529	9,31,782
Germany	32,440	32,238	6	5,435	67,552	26,160	12,720	5	2,268	18,721
Belgium	448	..	..	..	258,803	375	..	..	..	67,743
France	19,028	40,830	27,440	8,960	92,717	10,550	35,700	14,000	3,100	35,200
United States of America—										
Via Atlantic Coast	3,864,649	2,351,789	5,439,505	1,657,532	7,644,227	25,87,191	10,36,750	18,80,278	4,94,183	20,73,236
Other Foreign Countries	6,412	3,528	3,070	..	1,478	3,900	1,760	705	..	400
TOTAL FOREIGN COUNTRIES	3,922,977	2,436,335	5,470,021	1,671,927	8,064,771	26,28,176	10,76,930	19,04,986	5,00,171	21,87,400
Share of Bengal	*3,465,513*	*1,616,156*	*3,356,963*	*1,288,642*	*5,316,217*	*22,70,850*	*6,65,726*	*12,33,079*	*3,66,833*	*10,14,764*
,, *Bombay*	*87,248*	*40,432*	*30,240*	*11,788*	*60,450*	*56,450*	*30,799*	*14,650*	*4,370*	*18,779*
,, *Sind*	*4,668,510*	*3,336,495*	*5,181,313*	*2,862,572*	*5,239,884*	*41,55,941*	*23,54,251*	*24,91,851*	*5,21,702*	*20,75,616*
,, *Burma*	*6,040*	*5*	..	..	..	*1,600*	*5*	..	..	..
TOTAL	8,227,311	4,993,088	9,066,516	3,863,002	10,616,561	65,14,441	28,51,780	36,79,760	13,97,710	31,19,132
MANUFACTURES—										
Piece-goods (III. S)—	Yards	Yards	Yards	Yards	Yards					
United Kingdom (*including* Channel Islands)	5,878	4,710	289	28	70	16,839	8,751	1,066	250	248
Aden and Dependencies	5,369	529	766	651	7,507	11,341	3,064	2,625	1,230	4,515
Bahrein Islands	8,538	310	824	2,058	5,068	25,937	1,800	3,040	4,560	4,025
Ceylon (*excluding* Maldives)	7,418	2,422	3,072	..	13,781	15,003	3,980	6,442	..	9,135
Hongkong	1,516	1,342	261	214	150	1,710	5,886	961	759	457
Zanzibar and Pemba	2,829	1,931	1,287	..	986	8,150	5,275	2,750	..	1,750
Kenya Colony	12,433	8,092	3,296	3,917	9,279	31,680	20,655	9,225	5,796	15,048
Tanganyika Territory	2,425	2,130	..	..	351	7,250	6,600	..	..	700
Mauritius and Dependencies	..	68	224	..	5,310	..	780	515	..	10,648
Other British Possessions	367	70	100	..	1,452	736	368	375	..	1,676
TOTAL BRITISH EMPIRE	46,169	22,954	10,121	6,868	43,984	1,18,626	58,642	27,000	13,023	49,945
Germany	2,604	3,651	13	..	4,000	5,990	4,220	67	..	14,000
Netherlands	963	..	4,546	..	..	5,000	..	12,500	..	..
Belgium	235	..	..	981	3,443	1,915	..	..	2,700	3,360
Iraq	6,451	94	2,532	2,141	2,781	13,500	125	2,050	6,030	2,700
Persia	25,287	7,915	5,517	320	1,980	1,15,000	17,158	13,450	2,250	6,965
Egypt	..	20	4,421	..	..	..	120	9,234	..	..
Portuguese East Africa	3,466	600	2,143	..	..	5,280	700	6,070	..	..
Other Foreign Countries	5,941	9,427	6,398	1,763	7,625	8,188	8,975	10,551	5,800	6,250
TOTAL FOREIGN COUNTRIES	53,447	21,550	25,734	5,155	19,793	1,57,184	30,598	54,902	16,830	34,215

No. 12—*continued*

ARTICLES AND COUNTRIES OF FINAL DESTINATION; ALSO SHARE OF EACH PROVINCE	QUANTITY					VALUE				
	1929-30	1930-31	1931-32	1932-33	1933-34	1929-30	1930-31	1931-32	1932-33	1933-34
Textiles—*continued*										
Wool—*continued*										
MANUFACTURES—*continued*	Yards	Yards	Yards	Yards	Yards	R	R	R	R	R
Piece goods (III. B)—continued										
Share of Bengal	..	2,838	..	324	4,307	..	4,944	..	2,203	4,489
" Bombay	101,135	30,348	30,008	9,307	53,079	2,63,491	72,442	66,784	24,267	65,705
" Sind	3,164	3,496	771	2,177	6,330	11,229	9,430	3,799	6,035	14,965
" Burma	348	7,323	5,078	..	..	1,100	3,625	13,463	..	..
TOTAL	104,647	44,504	35,855	12,018	63,716	2,75,810	90,441	88,996	32,505	85,159
Shawls (III. B)—	No.	No.	No.	No.	No.					
TOTAL BRITISH EMPIRE	1,302	860	499	..	180	5,704	2,660	2,796	..	750
Turkey, European	1,800	..	..	..	..	9,000	..	..	..	..
Native States in Arabia	1,610	2,700	222	..	100	13,500	14,200	2,000	..	600
Other Foreign Countries	2,037	50	63	851	500	6,290	800	579	4,330	900
TOTAL FOREIGN COUNTRIES	4,947	2,750	295	851	600	28,790	14,000	2,579	4,330	1,500
Share of Bengal	..	..	..	..	..	..	..	..	..	..
" Bombay	6,339	3,660	741	351	780	33,905	16,960	5,939	4,330	2,255
" Sind	1,300	50	53	..	..	9,000	300	240	..	..
" Madras	200	..	1	..	..	1,589	..	6	..	..
" Burma	..	..	..	..	..	..	..	..	..	..
TOTAL	6,339	3,610	794	351	780	34,494	17,260	5,175	4,330	2,255
Other sorts (III. B)—	Lbs.	Lbs.	Lbs.	Lbs.	Lbs.					
United Kingdom (including Channel Islands)	1,068,932	592,779	844,906	493,800	335,255	37,21,810	17,32,072	21,87,375	12,38,040	7,01,62
Palestine	3,074	4,017	12,490	5,210	7,434	8,080	10,600	33,864	16,925	20,09
Aden and Dependencies	515	1,871	1,958	7,496	4,395	1,300	4,806	5,545	8,801	4,26
Bahrein Islands	10,236	1,513	1,271	5,859	2,795	15,061	2,688	2,125	6,025	2,87
Ceylon (excluding Maldives)	4,234	899	1,506	1,968	2,047	14,008	2,107	2,750	2,775	3,28
Straits Settlements	3,075	607	815	2,489	2,171	5,225	1,895	1,007	3,695	4,05
Union of South Africa	4,169	321	5,062	..	16	12,616	2,886	7,655	..	1
Zanzibar and Pemba	2,047	..	..	720	454	6,515	..	..	520	70
Kenya Colony	5,681	3,878	1,865	1,681	1,577	13,214	14,850	4,146	6,078	4,21
Canada—										
Mid Atlantic Coast	15,534	682	4,396	3,616	9,044	66,830	6,480	11,442	13,960	20,0
Commonwealth of Australia	10,990	995	..	16	..	30,702	260	..	50	..
Other British Possessions	3,934	1,727	1,410	558	168	7,990	2,390	2,644	1,475	3
TOTAL BRITISH EMPIRE	1,121,039	613,434	875,869	525,316	365,286	39,13,351	17,80,079	22,55,563	12,05,369	7,62,0
Sweden	995	..	11,005	25,726	..	1,530	..	24,470	57,200	..
Germany	12,480	72,412	3,030	3,100	9,256	48,875	2,35,709	7,980	26,150	19,0
Netherlands	570	1,226	508	7,962	15,875	2,530	4,100	1,450	12,844	19,1
Belgium	2,006	336	725	..	106	9,360	1,009	2,440	..	1
France	62,670	2,512	11,570	6,718	84	3,74,576	15,725	38,352	15,350	1
Switzerland	3,244	212	1,047	755	112	13,637	1,000	7,180	4,325	1
Italy (including Fiume)	55,276	32,420	14,810	30,208	16,656	1,99,855	1,41,784	59,410	77,050	39,1

No. 12—*continued*

ARTICLES AND COUNTRIES OF FINAL DESTINATION; ALSO SHARE OF EACH PROVINCE	QUANTITY					VALUE				
	1929-30	1930-31	1931-32	1932-33	1933-34	1929-30	1930-31	1931-32	1932-33	1933-34
Textiles—*continued*										
Wool—*continued*										
MANUFACTURES—*continued*										
Other sorts (*XII. 8*)—continued	Lbs.	Lbs.	Lbs.	Lbs.	Lbs.	R	R	R	R	R
Austria	...	1,176	6,071	..	..	..	5,000	16,410	..	..
Greece (*including* Crete)	5,478	..	—	40	..	26,200	..	..	200	..
Turkey, European	52,660	32,083	55,654	41,586	100,304	1,75,006	1,12,000	1,85,775	1,12,000	3,31,350
Syria	16,011	4,984	9,580	1,480	2,428	56,126	17,740	33,460	5,160	7,205
Maskat Territory and Trucial Oman	7,572	932	876	4,284	5,589	11,490	1,600	426	5,810	6,272
Other Native States in Arabia	7,883	804	4,289	2,787	501	18,900	1,210	7,516	2,600	840
Iraq	8,539	2,294	3,168	2,186	4,494	11,220	2,615	4,000	2,545	5,961
Persia	7,275	1,548	2,550	1,312	502	13,543	2,490	5,208	1,076	1,575
Java	1,032	1,009	2,200	604	3,502	3,275	2,750	6,519	1,028	9,050
China (*exclusive* of Hongkong and Macão)	2,356	3,680	308	74	14	1,860	22,000	240	225	50
Egypt	45,515	30,461	17,831	18,105	23,903	1,77,561	1,00,228	42,849	54,111	69,200
United States of America—										
Vid Atlantic Coast	556,723	426,794	123,000	124,212	37,697	34,50,002	18,09,550	3,87,508	3,71,175	78,815
„ Pacific „	845	903	56	40	2,775	3,175	3,200	218	210	5,060
Other Foreign Countries	4,703	4,154	4,556	31,647	2,571	12,114	14,417	11,163	4,654	6,748
TOTAL FOREIGN COUNTRIES	849,613	631,200	274,589	278,407	287,409	35,30,085	25,94,706	7,41,422	6,54,278	5,10,295
Share of Bengal	*16,930*	*2,224*	*1,916*	*2,535*	*10,496*	*42,332*	*5,562*	*3,832*	*6,196*	*6,815*
„ *Bombay*	*741,246*	*406,363*	*201,242*	*212,670*	*177,772*	*30,36,229*	*16,66,615*	*16,46,960*	*7,27,415*	*4,02,214*
„ *Sind*	*1,198,652*	*228,226*	*241,249*	*228,254*	*202,640*	*31,29,245*	*29,24,532*	*14,44,765*	*11,44,003*	*8,41,190*
„ *Madras*	*16,139*	*433*	*836*	*487*	..	*21,660*	*1,172*	*2,190*	*630*	..
„ *Burma*	*932*	*7,998*	*1,311*	*369*	*6,251*	*3,743*	*6,892*	*2,190*	*667*	*16,091*
TOTAL	1,970,700	1,245,234	1,150,158	806,725	602,895	74,43,336	49,74,785	29,99,979	19,49,626	13,72,382
Total value of Woollen Manufactures—										
United Kingdom (*including* Channel Islands)	—	—	—	—	—	37,42,649	17,40,222	21,89,447	18,39,200	7,01,902
Palestine	—	—	—	—	—	8,150	11,072	24,220	14,000	21,445
Aden and Dependencies	—	—	—	—	—	12,841	7,660	6,170	10,881	6,878
Bahrein Islands	—	—	—	—	—	41,498	3,022	5,165	11,425	7,147
Ceylon (*excluding* Maldives)	—	—	—	—	—	20,506	6,207	10,260	2,775	13,708
Straits Settlements	—	—	—	—	—	5,200	3,245	1,207	3,695	4,016
Hongkong	—	—	—	—	—	1,710	5,564	2,121	1,014	467
Union of South Africa	—	—	—	—	—	12,216	2,206	7,615	..	80
Zanzibar and Pemba	—	—	—	—	—	14,664	5,206	2,750	560	2,420
Kenya Colony	—	—	—	—	—	44,274	28,402	15,105	12,000	10,178
Tanganyika Territory	—	—	—	—	—	12,000	2,225	450	150	700
Mauritius and Dependencies	—	—	—	—	—	540	450	515	..	10,240
Canada—										
Vid Atlantic Coast	—	—	—	—	—	94,200	6,450	11,442	13,000	20,604
Commonwealth of Australia	—	—	—	—	—	20,702	200	..	50	..
Other British Possessions	—	—	—	—	—	2,970	405	4,254	1,160	2,160
TOTAL FOR THE EMPIRE	—	—	—	—	—	40,37,841	18,26,151	22,85,349	18,10,973	8,31,795
Sweden	—	—	—	—	—	1,250	..	24,470	27,200	..
Germany	—	—	—	—	—	52,546	2,46,019	8,047	24,150	23,062
Netherlands	—	—	—	—	—	8,150	4,100	14,516	12,544	19,754
Belgium	—	—	—	—	—	9,975	1,000	2,460	2,700	3,000
France	—	—	—	—	—	2,02,512	12,445	22,725	15,200	600
Switzerland	—	—	—	—	—	12,072	1,000	7,150	4,225	450
Italy (*including* Fiume)	—	—	—	—	—	2,22,500	1,42,200	22,200	77,250	20,000
Austria	—	—	—	—	—	..	1,000	14,410	..	..
Greece (*including* Crete)	—	—	—	—	—	22,250	..	..	200	..
Turkey, European	—	—	—	—	—	1,22,500	1,12,000	1,85,775	1,12,000	3,31,350

FOREIGN MERCHANDISE

No. 12—*continued*

ARTICLES, AND COUNTRIES OF FINAL DESTINATION; ALSO SHARE OF EACH PROVINCE	QUANTITY					VALUE				
	1929-30	1930-31	1931-32	1932-33	1933-34	1929-30	1930-31	1931-32	1932-33	1933-34
						R	R	R	R	R
Textiles—*continued*										
Wool—*continued*										
MANUFACTURES—*continued*										
Total value of Woollen Manufactures—continued										
Syria	—	—	—	—	—	38,135	17,749	30,468	3,590	7,205
Muskat Territory and Trucial Oman	—	—	—	—	—	16,040	1,850	3,738	7,910	12,231
Other Native States in Arabia	—	—	—	—	—	33,657	17,210	9,510	4,140	5,645
Iraq	—	—	—	—	—	19,820	2,788	6,050	9,875	8,661
Persia	—	—	—	—	—	1,31,516	20,048	20,751	3,425	5,940
Java	—	—	—	—	—	5,875	2,750	6,070	1,035	9,950
China (*exclusive* of Hongkong and Macão)	—	—	—	—	—	1,860	24,739	2,098	2,282	2,646
Egypt	—	—	—	—	—	1,77,851	1,00,408	52,683	54,111	88,830
Portuguese East Africa	—	—	—	—	—	9,266	5,608	6,771	2,629	530
United States of America—Pld Atlantic Coast	—	—	—	—	—	24,50,098	16,09,559	2,97,783	2,73,375	79,315
,, Pacific ,,	—	—	—	—	—	3,175	3,360	210	230	3,080
Other Foreign Countries	—	—	—	—	—	12,108	4,386	12,964	4,228	9,257
TOTAL FOREIGN COUNTRIES	—	—	—	—	—	37,16,009	23,45,905	8,03,801	6,75,588	5,48,009
Share of Bengal	—	—	—	—	—	*43,389*	*8,797*	*3,932*	*8,309*	*13,107*
,, *Bombay*	—	—	—	—	—	*23,12,635*	*11,59,015*	*16,18,643*	*3,26,012*	*4,70,269*
,, *Sind*	—	—	—	—	—	*53,59,544*	*30,04,269*	*14,48,794*	*11,50,843*	*3,66,991*
,, *Madras*	—	—	—	—	—	*53,279*	*1,172*	*2,196*	*630*	..
,, *Burma*	—	—	—	—	—	*4,843*	*9,233*	*15,585*	*667*	*10,094*
TOTAL	—	—	—	—	—	77,53,090	41,82,486	30,89,150	10,86,461	13,59,701
Total value of Wool and Woollens	—	—	—	—	—	1,42,68,131	70,34,266	67,62,010	32,84,171	44,78,893
Other textiles—										
Raw (II. Q)—										
TOTAL BRITISH EMPIRE	—	—	—	—	87	..	..	..	..	1,500
Spain	—	—	—	—	410	..	..	..	..	7,200
Other Foreign Countries	—	—	—	—	1	..	..	..	..	30
Total Foreign Countries	..	..	..	..	420	—	..	..	—	7,230
Share of Burma	..	..	..	..	*87*	..	..	..	..	*1,730*
Manufactures (III. T)										
United Kingdom (*including* Channel Islands)	—	—	—	—	—	13,729	70,033	14,095	15,597	24,159
Aden and Dependencies	—	—	—	—	—	59,752	33,047	62,803	76,879	2,67,624
Bahrein Islands	—	—	—	—	—	70,489	8,605	43,632	44,988	40,093
Ceylon (*excluding* Maldives)	—	—	—	—	—	52,206	43,046	86,341	24,762	6,28,771
Gold Coast (*excluding* Mandated Territory of Togoland)	—	—	—	—	—	..	..	—	—	6,760
Union of South Africa	—	—	—	—	—	2,250	238	5,000	..	2,210
Zanzibar and Pemba	—	—	—	—	—	59,685	20,638	5,085	9,194	11,735
Kenya Colony	—	—	—	—	—	1,22,484	40,164	55,350	1,31,435	3,67,260
Tanganyika Territory	—	—	—	—	—	60,809	29,546	3,465	21,705	14,955
Anglo-Egyptian Sudan	—	—	—	—	—	..	3,380	33,573	22,705	4,79,540
Mauritius and Dependencies	—	—	—	—	—	893	10,680	75,993	18,690	65,615
Seychelles	—	—	—	—	—	3,350	750	3,130	6,295	6,640
Fiji Islands	—	—	—	—	—	1,945	7,397	3,910	7,394	..
Other British Possessions	—	—	—	—	—	9,039	1,997	2,360	3,866	1,900
TOTAL BRITISH EMPIRE	—	—	—	—	—	4,65,829	2,70,331	3,94,686	3,83,500	19,12,265
Germany	—	—	—	—	—	3,623	8,730	..	..	805
Switzerland	—	—	—	—	—	6,722	..	..	..	..
France	—	—	—	—	—	1,540	13,363	1,26,590	24	1,741
Muskat Territory and Trucial Oman	—	—	—	—	—	11,800	1,002	17,850	14,585	1,75,870
Other Native States in Arabia	—	—	—	—	—	54,014	4,635	18,445	40,644	74,125
Iraq	—	—	—	—	—	28,115	10,195	4,50,382	2,40,668	8,64,669
Persia	—	—	—	—	—	1,98,590	1,16,976	5,712	242	20,014
Java	—	—	—	—	—	7,500	5,600	..	..	..
China (*exclusive* of Hongkong and Macão)	—	—	—	—	—	..	314	23,125	65	..
Japan	—	—	—	—	—	1,322	1,518	1,750	3,120	10,180
Portuguese East Africa	—	—	—	—	—	21,055	12,380	15,495	38,685	49,570
United States of America—Pld Atlantic Coast	—	—	—	—	—	16,924	1,700	1,350	26	1,150
Other Foreign Countries	—	—	—	—	—	1,514	4,202	9,161	13,196	14,797
TOTAL FOREIGN COUNTRIES	—	—	—	—	—	3,62,724	1,81,263	6,69,860	3,51,256	12 13,321

No. 12—*continued*

ARTICLES, AND COUNTRIES OF FINAL DESTINATION; ALSO SHARE OF EACH PROVINCE	QUANTITY					VALUE				
	1929-30	1930-31	1931-32	1932-33	1933-34	1929-30	1930-31	1931-32	1932-33	1933-34
Textiles—*concluded*										
Other Textiles—*continued*						R	R	R	R	R
MANUFACTURES—*continued*										
Share of Bengal	—	—	—	—	—	6,161	30,422	250	4,490	11,039
,, *Bombay*	—	—	—	—	—	7,83,655	3,58,063	9,03,077	7,28,035	36,94,165
Sind	—	—	—	—	—	20,786	22,816	6,096	150	15,164
,, *Madras*	—	—	—	—	—	..	39,362	1,54,859	..	1,612
,, *Burma*	—	—	—	—	—	7,953	881	596	2,078	18
TOTAL	—	—	—	—	—	8,18,553	4,51,584	10,64,846	7,34,756	31,36,988
Total value of Textiles, Raw Materials	—	—	—	—	—	34,42,419	30,23,271	38,67,150	14,06,590	37,53,079
Total value of Yarns and Textile Fabrics	—	—	—	—	—	1,75,28,671	1,07,77,347	97,53,402	90,90,664	1,12,73,292
Total value of Textiles, Raw and Manufactures	—	—	—	—	—	2,60,10,083	1,37,86,198	1,36,20,552	1,04,97,254	1,50,27,371
Tobacco—										
Unmanufactured (I. J)—	Lbs.	Lbs.	Lbs.	Lbs.	Lbs.					
Aden and dependencies	..	..	..	..	10,140	..	..	..	..	19,012
Other British Possessions	..	..	..	17,645	61	..	..	..	3,183	244
TOTAL BRITISH EMPIRE	..	..	..	17,645	10,201	..	..	..	3,183	19,256
Union of Socialist Soviet Republics—Northern Russia	1,02[illegible]	..	..	..	..	5,554	..	..	..	..
United States of America—*Vid* Atlantic Coast	..	25	2,145	..	4,248	..	170	1,598	..	7,7[illegible]2
Other Foreign Countries	611	2,044	344	..	4,163	593	3,371	462	..	4,651
TOTAL FOREIGN COUNTRIES	1,632	2,069	2,489	..	8,411	6,247	3,541	2,061	..	12,403
Share of Bengal	..	..	..	16,098	61	—	..	..	1,838	244
,, *Bombay*	1,632	1,932	..	48	17,944	6,247	2,766	..	86	30 617
,, *Sind*	..	..	2,145	..	504	..	..	1,599	..	621
,, *Madras*	..	537	344	1,699	193	..	775	462	1,258	346
,, *Burma*	..	..	..	..	..	..	..	..	..	..
TOTAL	1,632	2,069	2,489	17,645	18,612	6,247	3,541	2,061	3,183	31,659
Manufactured (I. J)—	Lbs.	Lbs.	Lbs.	Lbs.	Lbs.					
United Kingdom (*including* Channel Islands)	15,414	4,499	7,198	3,434	1,981	69,265	13,524	23,100	11,696	9,764
Aden and Dependencies	2,939	981	3,127	1,559	881	10,186	4,085	9,210	6,701	1,973
Bahrien Islands	..	..	754	125	1,421	18	..	1,914	8[illegible]n	5,096
Ceylon (*excluding* Maldives)	1,514	861	470	32	84	6,269	2,345	4,264	87	195
Straits Settlements	4,113	2,838	2,885	..	28	9,527	5,908	2,846	..	55
Other British Possessions	1,001	1,100	766	2,029	445	3,475	3,588	2,255	4,100	1,409
TOTAL BRITISH EMPIRE	24,981	10,279	15,195	7,179	4,740	97,722	33,050	43,649	22,084	18,804
Muskat Territory and Trucial Oman	2,824	813	595	664	1,488	12,672	6,356	4,[illegible]08	3 861	3,218
China (*exclusive* of Hong-kong and Macão)	17	1,500	1,918	75	..	278	7,500	8,720	300	..
Other Foreign Countries	2,206	1,739	1,857	894	1,341	6,167	10,700	4,976	3,040	3,803
TOTAL FOREIGN COUNTRIES	5,047	4,052	4,[illegible]64	1,633	2,676	19,115	22,556	17,696	6,[illegible]01	9,021
Share of Bengal	11,902	10,851	3,600	2,076	..	87,214	87,[illegible]59	5,544	4,17[illegible]	..
,, *Bombay*	4,367	2,109	6,[illegible]3	2,095	1,356	31,527	10,875	27,434	8,331	7 6 9
,, *Sind*	5,626	962	2,179	926	1,91[illegible]	26,562	8 714	10,439	6,894	6,[illegible]06
,, *Madras*	4,100	636	7,050	3,716	3,89[illegible]	12,0[illegible]8	1,453	17,594	11,170	11,920
,, *Burma*	3,633	153	931	..	184	3,576	300	3[illegible]	..	618
TOTAL	30,628	14,231	19,564	8,[illegible]12	7,416	96,987	55,606	61,817	30,075	2[illegible],325
TOTAL TOBACCO	Lbs. 31,660	Lbs. 16,[illegible]00	Lbs. 22,[illegible]53	Lbs. 26,457	Lbs. 24,[illegible]28	1,03,234	59,147	63,478	33,258	54,[illegible]84

No. 12—*continued*

ARTICLES, AND COUNTRIES OF FINAL DESTINATION; ALSO SHARE OF EACH PROVINCE	QUANTITY					VALUE				
	1929-30	1930-31	1931-32	1932-33	1933-34	1929-30	1930-31	1931-32	1932-33	1933-34
						R	R	R	R	R
Toys and Requisites for Games and Sports (*including* **Fishing Tackle,** *other than* **Fire-arms**) (III. U)—										
United Kingdom (*including* Channel Islands)	—	—	—	—	—	18,644	52,485	18,963	25,691	19,017
Straits Settlements	—	—	—	—	—	8,014	1,532	666	100	460
Federated Malay States	—	—	—	—	—	22,852	..	100	..	242
Union of South Africa	—	—	—	—	—	3,499	156	9,392	8,510	1,571
Commonwealth of Australia	—	—	—	—	—	1,547	7,117	200	311	..
Other British Possessions	—	—	—	—	—	13,585	6,598	11,698	8,857	12,545
TOTAL BRITISH EMPIRE	—	—	—	—	—	68,141	67,888	41,019	43,469	33,835
Sweden	—	—	—	—	—	..	20	..	..	8,015
Iraq	—	—	—	—	—	7,079	2,553	5,631	803	2,798
Japan	—	—	—	—	—	..	2,526	43,214	291	2,421
United States of America—Pro Atlantic Coast	—	—	—	—	—	5,559	4,319	1,301	1,485	4,875
" Pacific "	—	—	—	—	—	..	..	50	460	25
Other Foreign Countries	—	—	—	—	—	22,469	28,216	11,753	13,293	5,229
TOTAL FOREIGN COUNTRIES	—	—	—	—		35,107	27,634	61,949	16,332	23,363
Share of Bengal	—	—	—	—	—	*7,078*	*22,733*	*20,668*	*6,928*	*16,783*
" *Bombay*	—	—	—	—	—	*49,553*	*30,090*	*75,877*	*36,216*	*31,718*
" *Sind*	—	—	—	—	—	*16,728*	*36,781*	*4,807*	*14,335*	*6,976*
" *Madras*	—	—	—	—	—	*1,189*	*2,974*	*517*	*714*	*20*
" *Burma*	—	—	—	—	—	*28,700*	*2,944*	*1,099*	*1,608*	*1,701*
TOTAL	—	—	—	—	—	1,03,248	95,522	1,02,968	59,801	57,198
Umbrellas (*including* **Parasols and Sunshades**) (III. U)—	No.	No.	No.	No.	No.					
United Kingdom (*including* Channel Islands)	4,260	3	4	..	1	7,400	44	35	..	6
Bahrein Islands	2,640	480	..	..	1,920	6,300	800	..	..	1,360
Ceylon (*excluding* Maldives)	24,284	7,078	3,336	..	..	47,575	12,925	4,765	..	..
Union of South Africa	1,260	228	2,748	740	..	3,050	650	5,100	850	..
Kenya Colony	7,994	136	..	180	720	11,290	350	..	250	900
Other British Possessions	3,145	2,112	242	..	246	1,340	2,900	905	250	469
TOTAL BRITISH EMPIRE	43,583	10,037	6,570	960	2,887	79,755	17,669	10,805	1,350	2,735
Portuguese East Africa	13,852	18,872	6,204	1,565	2,020	17,058	20,110	6,300	2,100	2,330
Other Foreign Countries	2,109	144	234	457	2,571	4,129	300	212	494	2,247
TOTAL FOREIGN COUNTRIES	15,961	19,016	6,438	2,022	4,591	21,187	20,410	6,512	2,594	4,577
Share of Bengal	*307*	*1,236*	*3,300*	..	..	*410*	*1,900*	*4,720*	..	..
" *Bombay*	*37,011*	*22,052*	*9,659*	*2,931*	*7,471*	*60,572*	*25,310*	*12,495*	*3,940*	*7,257*
" *Sind*	..	..	*12*	*1*	..	..	..	*15*	*4*	..
" *Madras*	*21,548*	*6,782*	..	..	..	*39,425*	*10,825*	..	..	..
" *Burma*	*405*	*3*	*37*	..	*7*	*535*	*44*	*5[illegible]*	..	*25*
TOTAL	59,544	29,053	13,008	2,982	7,478	1,00,942	38,079	17,317	3,944	7,312

No. 12—*continued*

ARTICLES, AND COUNTRIES OF FINAL DESTINATION; ALSO SHARE OF EACH PROVINCE	QUANTITY					VALUE				
	1929-30	1930-31	1931-32	1932-33	1933-34	1929-30	1930-31	1931-32	1932-33	1933-34
Vehicles (*excluding* **Locomotives, etc., for Railways**)—						R	R	R	R	R
Carriages and carts (*including* **Railway carriages**) *and parts thereof* (*III. O*)—										
United Kingdom (*including* Channel Islands)	—	—	—	—	—	1,74,29	2,77,477	2,77,814	1,51,474	[illegible]
Bahrein Islands	—	—	—	—	—	250	8,694	50	..	100
Ceylon (*excluding* Maldives)	—	—	—	—	—	43,986	41,645	15,704	11,795	50,504
Straits Settlements	—	—	—	—	—	31,487	13,309	25,442	4,550	3,187
Union of South Africa	—	—	—	—	—	16,500	..	1,581	2,050	..
Commonwealth of Australia	—	—	—	—	—	4,900	..	3,000	..	7,045
New Zealand	—	—	—	—	—	1,500	—	..	4,080	14,455
Other British Possessions	—	—	—	—	—	3,560	1,349	4,000	1,541	140
TOTAL BRITISH EMPIRE	—	—	—	—	—	2,76,474	3,42,674	3,27,571	1,76,091	2,37,713
Germany	—	—	—	—	—	..	10,534	5,299	2,341	1,880
Belgium	—	—	—	—	—	2,982	..	380	50	3,000
France	—	—	—	—	—	9,980	46,694	8,559	24,300	4,625
Italy	—	—	—	—	—	11,910	4,053	3,200	..	4,200
Siam	—	—	—	—	—	17,200	..	..	..	..
United States of America—										
Viâ Atlantic Coast	—	—	—	—	—	62,410	29,920	4,532	14,015	9,975
,, Pacific ,,	—	—	—	—	—	..	..	145	1,250	..
Other Foreign Countries	—	—	—	—	—	8,931	8,434	6,019	4,810	8,594
TOTAL FOREIGN COUNTRIES	—	—	—	—	—	1,16,413	99,634	28,134	46,466	31,[illegible]24
Share of Bengal	—	—	—	—	—	*2,26,670*	*2,68,415*	*2,66,854*	*1,83,312*	*2,41,787*
,, *Bombay*	—	—	—	—	—	*26,355*	*2,185*	*5,310*	*2,218*	*253*
,, *Sind*	—	—	—	—	—	*450*	—	*200*	..	*300*
,, *Madras*	—	—	—	—	—	*24,328*	*29,920*	*175*	*15,983*	*14,414*
,, *Burma*	—	—	—	—	—	*1,15,084*	*1,41,788*	*53,166*	*31,044*	*13,213*
TOTAL	—	—	—	—	—	3,92,887	6,42,308	3,56,705	2,22,557	2,70,[illegible]37
Ships, parts of (*including* **Launches and Boats**) (*III. O*)—										
United Kingdom (*including* Channel Islands)	—	—	—	—	—	12,857	200	19,570	1,930	..
Bahrein Islands	—	—	—	—	—	6,500	200	..	60	..
Other British Possessions	—	—	—	—	—	3,767	354	..	..	..
TOTAL BRITISH EMPIRE	—	—	—	—	—	24,124	6,754	19,570	1,990	..
Netherlands	—	—	—	—	—	..	..	..	..	10,[illegible]
Native States in Arabia other than Maskat Territory and Trucial Oman	—	—	—	—	—	..	24,921	..	..	..
Persia	—	—	—	—	—	..	20,700	..	..	150
Other Foreign Countries	—	—	—	—	—	2,200	270	3,183	389	..
TOTAL FOREIGN COUNTRIES	—	—	—	—	—	2,200	45,[illegible]	3,180	3[illegible]3	1[illegible]

No. 12—*continued*

ARTICLES, AND COUNTRIES OF FINAL DESTINATION; ALSO SHARE OF EACH PROVINCE	QUANTITY					VALUE				
	1929-30	1930-31	1931-32	1932-33	1933-34	1929-30	1930-31	1931-32	1932-33	1933-34
						R	R	R	R	R
Vehicles (*excluding* Locomotives, etc., for Railways)—*concluded*										
Ships, parts of (*including* Launches and Boats) (III. 0)—*continued*										
Share of Bengal	—	—	—	—	—	*15,577*	..	*20,600*	*403*	*500*
„ *Bombay*	—	—	—	—	—	*3,547*	*25,075*	*1,543*	*75*	*150*
„ *Sind*	—	—	—	—	—	*6,500*	*21,870*	..	..	..
„ *Madras*	—	—	—	—	—	..	*200*	..	..	*10,000*
„ *Burma*	—	—	—	—	—	*700*	*5,500*	*610*	*1,895*	..
TOTAL	—	—	—	—	—	26,324	52,645	22,753	2,373	10,650
Other sorts (III. 0)—										
United Kingdom (*including* Channel Islands)	—	—	—	—	—	4,22,113	3,70,230	3,51,272	3,67,576	4,24,227
Palestine	—	—	—	—	—	..	..	..	6,274	..
Aden and Dependencies	—	—	—	—	—	8,700	3,700	7,567	3,618	5,817
Bahrein Islands	—	—	—	—	—	16,683	41,202	9,025	3,550	2,278
Ceylon (*excluding* Maldives)	—	—	—	—	—	10,36,030	3,18,024	3,24,832	1,94,398	4,83,712
Straits Settlements	—	—	—	—	—	14,117	9,970	4,363	3,860	16,633
Union of South Africa	—	—	—	—	—	3,500	32,480	6,424	2,000	5,800
Zanzibar and Pemba	—	—	—	—	—	5,600	5,317	11,039	3,813	3,467
Kenya Colony	—	—	—	—	—	27,615	21,320	16,292	36,283	29,895
Tanganyika Territory	—	—	—	—	—	10,985	13,760	6,615	3,268	1,800
Commonwealth of Australia	—	—	—	—	—	8,500	7,636	500	..	..
Other British Possessions	—	—	—	—	—	7,901	3,780	6,015	7,320	1,761
TOTAL BRITISH EMPIRE	—	—	—	—	—	15,61,684	8,27,378	7,44,844	6,50,761	9,75,507
Germany	—	—	—	—	—	2,445	5,000	1,436	9,241	932
Belgium	—	—	—	—	—	8,120	75	38,350	28,770	1,800
France	—	—	—	—	—	36,224	60,425	64,775	38,663	38,747
Italy (*including* Fiume)	—	—	—	—	—	76,016	55,422	58,679	50,845	70,758
Greece (*including* Crete)	—	—	—	—	—	..	..	6,000	..	..
Maskat Territory and Trucial Oman	—	—	—	—	—	300	8,801	2,235	3,525	23,823
Other Native States in Arabia	—	—	—	—	—	36,775	3,270	..	1,800	870
Iraq	—	—	—	—	—	21,111	11,588	8,464	3,785	3,739
Persia	—	—	—	—	—	1,10,868	74,208	47,298	43,847	22,893
Java	—	—	—	—	—	63,950	1,078	24,793	401	4,736
Siam	—	—	—	—	—	7,443	5,859	3,820	5,000	..
China (*exclusive* of Hongkong and Macao)	—	—	—	—	—	3,000	36,275	5,000	1,500	8,140
Egypt	—	—	—	—	—	8,785	9,320	13,130	9,754	2,290
Portuguese East Africa	—	—	—	—	—	4,140	1,800	2,469	10,376	3,195
United States of America—*Vid* Atlantic Coast	—	—	—	—	—	17,843	48,971	66,688	30,733	18,824
„ Pacific „	—	—	—	—	—	26,062	550	7,920	3,535	1,115
Other Foreign Countries	—	—	—	—	—	2,575	9,844	5,352	9,215	1,399
TOTAL FOREIGN COUNTRIES	—	—	—	—	—	4,74,747	3,33,781	3,56,409	2,50,490	2,04,010
Share of Bengal	—	—	—	—	—	*649*	*15,104*	*1,464*	..	*50*
„ *Bombay*	—	—	—	—	—	*17,36,739*	*8,96,903*	*8,11,815*	*7,43,818*	*9,00,772*
„ *Sind*	—	—	—	—	—	*1,98,007*	*1,42,204*	*1,11,907*	*87,349*	*1,35,449*
„ *Madras*	—	—	—	—	—	*1,00,895*	*1,96,098*	*1,72,147*	*57,871*	*1,05,243*
„ *Burma*	—	—	—	—	—	*100*	*850*	*3,920*	*11,983*	*35,186*
TOTAL	—	—	—	—	—	20,36,431	11,61,159	11,01,253	9,01,251	11,79,607
TOTAL VALUE OF VEHICLES	—	—	—	—	—	24,55,642	16,56,112	14,79,711	11,26,181	14,60,544

No. 12—*continued*

ARTICLES, AND COUNTRIES OF FINAL DESTINATION; ALSO SHARE OF EACH PROVINCE	QUANTITY					VALUE				
	1929-30	1930-31	1931-32	1932-33	1933-34	1929-30	1930-31	1931-32	1932-33	1933-34
						R	R	R	R	R
Wax of all kinds (*excluding* **candles**) (II. L)—	Cwts.	Cwts.	Cwts.	Cwts.	Cwts.					
TOTAL BRITISH EMPIRE	36	44	2	54	37	3,564	3,280	110	1,283	764
Germany	47	6	..	..	..	5,523	360	..	..	..
Other Foreign Countries	..	..	16	..	3	..	4	980	..	187
TOTAL FOREIGN COUNTRIES	47	6	16	..	3	5,523	364	980	..	187
Share of Bengal	*12*	..	..	..	*14*	*1,[illegible]*	..	..	..	*[illegible]*
„ *Bombay*	*10*	*9*	*18*	..	*5*	*580*	*564*	*1,090*	..	*[illegible]*
„ *Madras*	..	*41*	..	..	..	..	*3,080*	..	..	..
„ *Burma*	*61*	..	..	*54*	*21*	*7,[illegible]*	..	..	*1,[illegible]*	*[illegible]*
TOTAL	83	50	18	54	*40*	9,087	3,644	1,090	1,283	[illegible]
Wood and Timber—										
TIMBER, *other than* RAILWAY SLEEPERS—										
Teak (*II. R*)—	Cubic tons	Cubic tons	Cubic tons	Cubic tons	Cubic tons					
TOTAL BRITISH EMPIRE	7	26	11	..	..	962	3,587	1,275	..	..
Italy (*including* Fiume	51	..	..	..	..	11,182	..	..	..	..
Persia	21	..	..	..	..	8,834	..	..	..	..
Other Foreign Countries	..	..	..	..	20	..	40	..	..	4,336
TOTAL FOREIGN COUNTRIES	72	..	..	..	20	19,966	40	..	..	4,336
Share of Bombay	*79*	*26*	*11*	..	*20*	*20,928*	*3,617*	*1,275*	..	*4,336*
„ *Sind*	..	..	..	..	..	..	*10*	..	..	..
TOTAL	79	26	11	..	20	20,928	3,627	1,275	..	4,336
Other kinds of wood and timber (*II. R*)—										
United Kingdom (*including* Channel Islands)	—	—	—	—	—	15,150	12,040	405	5,940	3,102
Other British Possessions	—	—		—	—	7,125	5,752	3,815	1,464	1,125
TOTAL BRITISH EMPIRE	—	—	—	—	—	22,275	17,792	4,220	7,404	4,227
Japan	—	—	—	—	—	..	..	..	10,330	4,315
Other Foreign Countries	—	—	—	—	—	8,018	10,326	3,263	4,492	6,672
TOTAL FOREIGN COUNTRIES	—	—	—	—	—	8,018	10,326	3,263	14,822	10,9[illegible]7
Share of Bengal	—	—	—	—	—	*11,750*	..	*400*	*5,600*	*3,[illegible]*
„ *Bombay*	—	—	—	—	—	*14,[illegible]*	*12,934*	*3,250*	*15,274*	*[illegible]*
„ *Sind*	—	—	—	—	—	*3,280*	*3,140*	*3,058*	*1,312*	*1,[illegible]*
„ *Madras*	—	—	—	—	—	*710*	*12,0[illegible]*	*775*	..	..
„ *Burma*	—	—	—	—	—	*5*	*10*	..	..	..
TOTAL	—	—	—	—	—	30,[illegible]	28,118	7,493	[illegible]	[illegible]

No. 12—*continued*

ARTICLES, AND COUNTRIES OF FINAL DESTINATION; ALSO SHARE OF EACH PROVINCE	QUANTITY					VALUE				
	1929-30	1930-31	1931-32	1932-33	1933-34	1929-30	1930-31	1931-32	1932-33	1933-34
Wood and Timber—*continued*						R	R	R	R	R
MANUFACTURES OF WOOD, *other than* FURNITURE AND CABINETWARE (III. G)—										
United Kingdom (*including* Channel Islands)	—	—	—	—	—	6,90,190	8,67,353	7,09,209	4,11,788	2,08,020
Aden and Dependencies	—	—	—	—	—	1,860	20	220	6,346	100
Ceylon	—	—	—	—	—	14,102	10,034	20,989	17,394	800
Other British Possessions	—	—	—	—	—	6,587	1,540	3,758	2,692	1,378
TOTAL BRITISH EMPIRE	—	—	—	—	—	7,18,739	8,78,997	7,94,176	4,38,110	2,11,198
TOTAL FOREIGN COUNTRIES	—	—	—	—	—	15,220	6,822	2,659	1,333	5,499
Share of Bengal	—	—	—	—	—	*71,016*	*91,116*	*79,756*	*59,653*	*33,905*
" *Bombay*	—	—	—	—	—	*2,57,692*	*2,52,656*	*1,97,255*	*1,05,504*	*95,837*
" *Sind*	—	—	—	—	—	*2,32,866*	*1,93,821*	*1,52,240*	*1,02,301*	*71,326*
" *Madras*	—	—	—	—	—	*1,41,354*	*3,30,443*	*3,54,589*	*1,64,591*	*9,150*
" *Burma*	—	—	—	—	—	*31,031*	*18,383*	*12,996*	*7,394*	*6,479*
TOTAL	—	—	—	—	—	7,33,959	8,85,819	7,96,885	4,39,443	2,16,697
Total value of wood and timber	—	—	—	—	—	*7,55,180*	*9,17,664*	*8,03,593*	*4,61,669*	*2,36,217*
Postal Articles (V)—										
United Kingdom (*including* Channel Islands)	—	—	—	—	—	36,477*	8,811*	1,19,657*	2,933*	48,061
Gibraltar	—	—	—	—	—	653	465	377	396	31
Ceylon (*excluding* Maldives)	—	—	—	—	—	10,06,615	6,65,778	5,10,368	7,79,189	6,90,122
Straits Settlements	—	—	—	—	—	3,412	166	980	473	407
Union of South Africa	—	—	—	—	—	1,22,158	54,010	61,453	29,982	22,342
Zanzibar and Pemba	—	—	—	—	—	30,408	25,494	26,265	25,244	10,425
Kenya Colony	—	—	—	—	—	67,697	43,033	43,031	25,676	12,824
Tanganyika Territory	—	—	—	—	—	39,578	16,753	19,010	10,109	6,739
Uganda Protectorate	—	—	—	—	—	44,260	43,342	42,511	21,976	11,781
Somaliland Protectorate	—	—	—	—	—	444	778	655	496	30
Anglo-Egyptian Sudan	—	—	—	—	—	2,155	..	..	..	..
Mauritius and Dependencies	—	—	—	—	—	45,063	58,606	6,379	1,842	1,962
Seychelles	—	—	—	—	—	816	1,107	722	278	..
Commonwealth of Australia	—	—	—	—	—	12,205	12,516	71,710	5,332	1,050
New Zealand	—	—	—	—	—	1,935	1,337	1,453	2,917	1,838
Fiji Islands	—	—	—	—	—	111	273	2,749	1,517	1,600
TOTAL BRITISH EMPIRE	—	—	—	—	—	14,14,047	9,27,577	8,48,229	9,08,360	7,14,821

*Figures of the exports of postal articles to the United Kingdom from 1932-33 are incomplete, as most of these have been registered and distinguished under exports.

No. 12—*continued*

ARTICLES, AND COUNTRIES OF FINAL DESTINATION; ALSO SHARE OF EACH PROVINCE	QUANTITY					VALUE				
	1929-30	1930-31	1931-32	1932-33	1933-34	1929-30	1930-31	1931-32	1932-33	1933-34
Postal Articles (V)—*continued*						R	R	R	R	R
Denmark	—	—	—	—	—	..	..	..	160	..
Germany	—	—	—	—	—	..	..	..	10,161	12,524
France	—	—	—	—	—	1,56,456	1,60,850	1,38,668	1,60,747	8,23,485
Switzerland	—	—	—	—	—	..	..	..	..	12,182
Iraq	—	—	—	—	—	2,46,120	1,05,782	1,00,596	81,745	..
Persia	—	—	—	—	—	1,90,610	75,276	88,657	25,263	..
Java	—	—	—	—	—	—	..	..	..	162
Siam	—	—	—	—	—	..	..	940	..	..
French Indo-China	—	—	—	—	—	52,906	534	633	184	..
Philippine Islands	—	—	—	—	—	..	10	1,083	45	..
China	—	—	—	—	—	..	..	..	..	2,028
Japan	—	—	—	—	—	3,223	3,776	6,016	1,541	2,445
Egypt	—	—	—	—	—	34,011	39,612	28,908	28,112	14,096
Portuguese East Africa	—	—	—	—	—	10,726	11,880	11,533	5,103	4,936
French Somaliland	—	—	—	—	—	3,337	4,012	4,350	2,465	2,147
United States of America—Pacific Coast	—	—	—	—	—	533	1,961	1,739	471	1,001
Hayti and St. Domingo	—	—	—	—	—	2,641	2,082	3,093	1,791	..
TOTAL FOREIGN COUNTRIES	—	—	—	—	—	7,04,563	4,05,775	3,83,018	2,78,130	8,70,568
Share of Bombay	—	—	—	—	—	*9,56,330*	*5,84,370*	*5,65,608*	*3,90,356*	*4,71,016*
,, *Madras*	—	—	—	—	—	*11,53,216*	*7,63,044*	*6,56,600*	*7,98,378*	*6,11,045*
,, *Burma*	—	—	—	—	—	*9,064*	*6,935*	*8,034*	*5,410*	*4,116*
TOTAL	—	—	—	—	—	21,18,610	13,33,352	12,30,242	11,86,534	10,91,177
All other Articles of merchandise—										
UNMANUFACTURED (IL. S)—										
United Kingdom (*including* Channel Islands)	—	—	—	—	—	8,649	47,984	5,609	3,723	90,145
Gibraltar	—	—	—	—	—	100	..	..	12,717	..
Other British Possessions	—	—	—	—	—	8,312	6,283	1,696	900	2,010
TOTAL BRITISH EMPIRE	—	—	—	—	—	17,861	54,267	7,305	17,344	92,155
Germany	—	—	—	—	—	12,151	24,032	14,463	41,822	1,01,000
Belgium	—	—	—	—	—	5,149	5,719	3,000	..	2,216
Italy (*including* Fiume)	—	—	—	—	—	1,910	4,000	24,000	2,000	600
Hungary	—	—	—	—	—	—	5,000	..	..	..
Syria	—	—	—	—	—	..	8,970	..	..	..
China (*exclusive* of Hongkong and Macáo)	—	—	—	—	—		..	..	10,000	..
United States of America—Pacific Coast	—	—	—	—	—	2,81,008	1,68,486	88,186	83,920	2,27,907
Other Foreign Countries	—	—	—	—	—	6,539	9,002	7,501	3,000	5,219
TOTAL FOREIGN COUNTRIES	—	—	—	—	—	2,87,458	2,55,978	1,37,260	1,41,952	3,36,981
Share of Bengal	—	—	—	—	—	*6,217*	*6,812*	*1,890*	*10,470*	*2,758*
,, *Bombay*	—	—	—	—	—	*62,481*	*1,14,818*	*62,980*	*23,777*	*17,201*
,, *Sind*	—	—	—	—	—	*2,47,988*	*1,56,767*	*89,882*	*1,86,268*	*4,66,471*
,, *Madras*	—	—	—	—	—	*600*	..	*10*	*600*	..
,, *Burma*	—	—	—	—	—	..	..	*10*		*995*
TOTAL	—	—	—	—	—	3,08,348	3,10,243	1,44,595	1,20,646	4,87,425

No. 12—*concluded*

ARTICLES, AND COUNTRIES OF FINAL DESTINATION; ALSO SHARE OF EACH PROVINCE	QUANTITY					VALUE				
	1929-30	1930-31	1931-32	1932-33	1933-34	1929-30	1930-31	1931-32	1932-33	1933-34
						R	R	R	R	R
All other Articles of merchandise—*continued*										
MANUFACTURED (III. U)—										
United Kingdom (*including* Channel Islands)	—	—	—	—	—	1,17,875	84,445	1,37,301	85,601	98,202
Palestine	—	—	—	—	—	120	1,222	600	8,245	450
Aden and Dependencies	—	—	—	—	—	3,985	3,397	6,563	4,000	1,753
Bahrein Islands	—	—	—	—	—	10,462	3,296	892	5,384	1,770
Ceylon (*excluding* Maldives)	—	—	—	—	—	88,607	70,062	62,044	70,638	15,773
Straits Settlements	—	—	—	—	—	21,127	23,705	3,655	5,500	2,961
Federated Malay States	—	—	—	—	—	190	3,080	510	..	22
Kenya Colony	—	—	—	—	—	16,168	12,263	3,765	7,206	8,157
Commonwealth of Australia	—	—	—	—	—	650	30	2,404	5,935	991
Other British Possessions	—	—	—	—	—	10,494	8,108	5,449	3,840	7,157
TOTAL BRITISH EMPIRE	—	—	—	—	—	2,64,676	2,19,603	2,28,183	1,96,889	1,37,236
Germany	—	—	—	—	—	10,642	20,510	5,898	4,720	3,492
Belgium	—	—	—	—	—	61	29,897	4,704	4,656	108
France	—	—	—	—	—	11,625	942	9,039	2,889	3,876
Switzerland	—	—	—	—	—	..	14,150	200	..	..
Italy (*including* Fiume)	—	—	—	—	—	2,916	2,001	3,262	7,007	725
Iraq	—	—	—	—	—	20,299	24,667	12,381	11,523	4,778
Persia	—	—	—	—	—	58,066	6,579	4,494	6,427	11,400
Japan	—	—	—	—	—	1,210	2,617	2,268	2,407	13,752
United States of America—										
Pld Atlantic Coast	—	—	—	—	—	17,450	13,692	1,02,978	8,925	1,614
,, Pacific ,,	—	—	—	—	—	..	11,210	5	925	..
Other Foreign Countries	—	—	—	—	—	27,352	22,101	10,017	13,384	8,757
TOTAL FOREIGN COUNTRIES	—	—	—	—	—	1,49,621	1,48,456	1,55,046	62,863	53,522
Share of Bengal	—	—	—	—	—	*38,134*	*16,060*	*23,321*	*30,252*	*43,996*
,, *Bombay*	—	—	—	—	—	*3,04,225*	*2,72,936*	*3,22,109*	*1,46,323*	*1,25,136*
,, *Sind*	—	—	—	—	—	*30,829*	*14,854*	*14,742*	*9,651*	*7,552*
,, *Madras*	—	—	—	—	—	*33,892*	*54,264*	*18,458*	*73,471*	*13,036*
,, *Burma*	—	—	—	—	—	*6,819*	*9,950*	*5,799*	*576*	*1,738*
TOTAL	—	—	—	—	—	4,14,299	3,68,064	3,83,829	2,59,252	1,90,758
GRAND TOTAL VALUE OF FOREIGN MERCHANDISE EXPORTED (*exclusive of Government Stores*)	—	—	—	—	—	7,12,68,662	5,14,40,315	4,65,86,260	3,21,93,446	3,41,73,569
Share of Bengal	—	—	—	—	—	*56,16,427*	*43,17,090*	*52,45,981*	*32,35,559*	*35,17,549*
,, *Bombay*	—	—	—	—	—	*4,62,10,018*	*3,23,21,172*	*2,84,33,268*	*1,97,33,172*	*2,16,58,254*
,, *Sind*	—	—	—	—	—	*1,66,71,547*	*1,10,43,710*	*91,41,349*	*60,69,776*	*64,91,997*
,, *Madras*	—	—	—	—	—	*28,78,293*	*27,12,109*	*27,13,669*	*22,60,253*	*17,12,548*
,, *Burma*	—	—	—	—	—	*3,92,377*	*10,46,234*	*10,51,991*	*8,94,628*	*8,98,416*
TOTAL	—	—	—	—	—	7,12,68,662	5,14,40,315	4,65,86,260	3,21,93,446	3,41,73,569

No. 13

QUANTITY and VALUE of IMPORTS of GOVERNMENT STORES into BRITISH INDIA in each official year from 1929-30 to 1933-34.

NOTE—(1) Articles imported by Government are subject to duty from 1924-25.
(2) Values from the year 1928-29 to 1932-33 have been calculated uniformly at the current rate of exchange.

ARTICLES, AND COUNTRIES OF CONSIGNMENT; ALSO SHARE OF EACH PROVINCE	QUANTITY					VALUE				
	1929-30	1930-31	1931-32	1932-33	1933-34	1929-30	1930-31	1931-32	1932-33	1933-34
GOVERNMENT STORES—						R	R	R	R	R
Apparel (*including* **drapery, uniforms, accoutrements, but** *excluding* **hosiery and boots and shoes**)—										
United Kingdom (*including* Channel Islands)	—	—	—	—	—	9,02,119	9,51,377	7,77,207	4,97,043	3,58,374
Other British Possessions	—	—	—	—	—	4,079	373	1,287	144	79
TOTAL BRITISH EMPIRE	—	—	—	—	—	9,06,198	9,51,750	7,78,494	4,97,187	3,58,453
Germany	—	—	—	—	—	..	..	..	..	12,231
Iraq	—	—	—	—	—	22	11,160	25,368	..	..
China (*exclusive* of Hongkong and Macão)	—	—	—	—	—	2,159	15,306	380	36	..
Other Foreign Countries	—	—	—	—	—	..	..	34	..	..
TOTAL FOREIGN COUNTRIES	—	—	—	—	—	2,181	26,466	25,782	36	12,231
Share of Bengal	—	—	—	—	—	*2,12,951*	*1,99,520*	*1,60,290*	*91,277*	*44,027*
„ *Bombay*	—	—	—	—	—	*1,37,603*	*1,10,766*	*2,29,136*	*3,52,690*	*2,53,388*
„ *Sind*	—	—	—	—	—	*4,45,468*	*5,74,214*	*3,65,768*	*1,08,576*	*37,230*
„ *Madras*	—	—	—	—	—	*48,204*	*40,644*	*1,345*	*1,146*	*747*
„ *Burma*	—	—	—	—	—	*64,123*	*53,072*	*47,743*	*43,234*	*35,292*
TOTAL	—	—	—	—	—	9,08,379	9,78,216	8,04,276	4,97,223	3,70,684
Arms, Ammunition, and Military Stores—										
Firearms, and parts thereof—										
United Kingdom (*including* Channel Islands)	—	—	—	—	—	29,96,488	18,38,832	6,80,623	9,56,906	5,73,691
Other British Possessions	—	—	—	—	—	..	2,395	..	..	1,521
TOTAL BRITISH EMPIRE	—	—	—	—	—	29,96,488	18,41,227	6,80,623	9,56,906	5,75,212
China (*exclusive* of Hongkong and Macão)	—	—	—	—	—	36	..	1,292	28,833	4,076
Other Foreign Countries	—	—	—	—	—	..	1,441	854	1,937	..
TOTAL FOREIGN COUNTRIES	—	—	—	—	—	36	1,441	2,146	30,770	4,076
Share of Bengal	—	—	—	—	—	*10,68,491*	*13,05,108*	*4,26,530*	*6,10,377*	*1,35,283*
„ *Bombay*	—	—	—	—	—	*11,79,351*	*1,22,638*	*2,41,888*	*2,31,184*	*3,87,664*
„ *Sind*	—	—	—	—	—	*1,94,168*	*3,39,399*	*79,452*	*1,06,377*	*35,020*
„ *Madras*	—	—	—	—	—	*41,556*	*61,288*	*599*	..	*712*
„ *Burma*	—	—	—	—	—	*15,688*	*11,735*	*34,008*	*38,838*	*20,508*
TOTAL	—	—	—	—	—	29,96,524	18,42,068	6,82,769	9,87,676	5,79,288
Other sorts—										
United Kingdom (*including* Channel Islands)	—	—	—	—	—	17,97,540	23,41,754	16,23,152	28,13,271	17,41,045
Other British Possessions	—	—	—	—	—	244	568	—	1,773	1,056
TOTAL BRITISH EMPIRE	—	—	—	—	—	17,97,784	23,42,322	16,23,152	28,15,044	17,42,101
Iraq	—	—	—	—	—	30	50,894	..	..	..
China (*exclusive* of Hongkong and Macão)	—	—	—	—	—	461	6	245	6,734	..
Egypt	—	—	—	—	—	497	1,37,801	63	..	..
Other Foreign Countries	—	—	—	—	—	470	90	2,196	..	1,796
TOTAL FOREIGN COUNTRIES	—	—	—	—	—	1,448	1,88,791	2,506	6,734	1,795

(GOVERNMENT STORES)

No. 13—*continued*

ARTICLES, AND COUNTRIES OF CONSIGNMENT; ALSO SHARE OF EACH PROVINCE	QUANTITY					VALUE				
	1929-30	1930-31	1931-32	1932-33	1933-34	1929-30	1930-31	1931-32	1932-33	1933-34
						R	R	R	R	R
GOVERNMENT STORES— *continued*										
Arms, Ammunition, and Military Stores—*continued*										
Other sorts—continued										
Share of Bengal	—	—	—	—	—	*1,36,056*	*1,04,701*	*76,687*	*96,967*	*1,77,449*
„ *Bombay*	—	—	—	—	—	*5,31,222*	*6,34,183*	*3,92,605*	*3,36,100*	*3,37,655*
„ *Sind*	—	—	—	—	—	*11,01,345*	*14,74,576*	*11,45,774*	*23,79,706*	*12,13,461*
„ *Madras*	—	—	—	—	—	*22,061*	*34,580*	*1,201*	*6,098*	..
„ *Burma*	—	—	—	—	—	*8,548*	*33,073*	*9,391*	*3,927*	*15,340*
TOTAL	—	—	—	—	—	17,99,232	25,31,113	16,25,658	28,21,798	17,48,896
Total value of Arms, Ammunition, and Military Stores—										
United Kingdom (*including* Channel Islands)	—	—	—	—	—	47,04,028	41,80,586	23,03,775	37,70,177	23,14,736
Other British Possessions	—	—	—	—	—	244	2,963	..	1,793	2,577
TOTAL BRITISH EMPIRE	—	—	—	—	—	47,04,272	41,83,549	23,03,775	37,71,970	23,17,313
Iraq	—	—	—	—	—	30	50,894	..	..	..
China (*exclusive of* Hongkong and Macao)	—	—	—	—	—	497	6	1,537	35,567	4,076
Egypt	—	—	—	—	—	487	1,37,601	243	..	..
Other Foreign Countries	—	—	—	—	—	470	1,531	2,872	1,937	1,795
TOTAL FOREIGN COUNTRIES	—	—	—	—	—	1,484	1,90,232	4,652	37,504	5,871
Share of Bengal	—	—	—	—	—	*17,01,547*	*14,12,309*	*5,03,217*	*7,07,746*	*3,12,892*
„ *Bombay*	—	—	—	—	—	*17,10,573*	*9,56,821*	*5,34,488*	*5,67,264*	*7,25,819*
„ *Sind*	—	—	—	—	—	*12,95,813*	*19,13,975*	*12,25,226*	*24,86,583*	*12,48,452*
„ *Madras*	—	—	—	—	—	*63,617*	*1,45,868*	*2,100*	*5,098*	*713*
„ *Burma*	—	—	—	—	—	*24,206*	*44,308*	*43,396*	*42,765*	*35,848*
TOTAL	—	—	—	—	—	47,95,756	43,73,781	23,08,427	38,09,474	28,23,184
Books, printed, and printed matter (*not being stationery*), *including* **maps and charts**—										
United Kingdom (*including* Channel Islands)	—	—	—	—	—	3,80,976	3,70,034	3,01,610	2,25,142	1,53,762
Other British Possessions	—	—	—	—	—	324	41	311	..	160
TOTAL BRITISH EMPIRE	—	—	—	—	—	3,81,300	3,70,065	3,01,921	2,25,142	1,53,922
Germany	—	—	—	—	—	1,137	579	3,246	8,390	350
Other Foreign Countries	—	—	—	—	—	3,741	5,862	2,870	4,880	8,617
TOTAL FOREIGN COUNTRIES	—	—	—	—	—	4,878	6,441	6,116	13,270	8,967
Share of Bengal	—	—	—	—	—	*2,34,645*	*1,80,186*	*2,00,599*	*1,03,756*	*24,293*
„ *Bombay*	—	—	—	—	—	*88,837*	*1,50,719*	*69,578*	*83,565*	*96,169*
„ *Sind*	—	—	—	—	—	*35,132*	*21,672*	*19,641*	*14,815*	*23,500*
„ *Madras*	—	—	—	—	—	*17,765*	*16,247*	*20,271*	*19,629*	*15,903*
„ *Burma*	—	—	—	—	—	*8,899*	*7,882*	*6,754*	*11,613*	*2,919*
TOTAL	—	—	—	—	—	3,86,178	3,76,806	3,08,037	2,38,412	1,62,989
Boots and Shoes—	Pairs	Pairs	Pairs	Pairs	Pairs					
United Kingdom (*including* Channel Islands)	27	2,735	12	1,234	244	296	5,743	109	8,952	1,505
Other British Possessions	..	..	..	3	..	..	..	..	16	..
TOTAL BRITISH EMPIRE	27	2,735	12	1,237	244	296	5,743	109	8,968	1,505

No. 13—*continued*

ARTICLES, AND COUNTRIES OF CONSIGNMENT; ALSO SHARE OF EACH PROVINCE	QUANTITY					VALUE				
	1929-30	1930-31	1931-32	1932-33	1933-34	1929-30	1930-31	1931-32	1932-33	1933-34
GOVERNMENT STORES— *continued—*						R	R	R	R	R
Boots and Shoes—*continued.*	Pairs	Pairs	Pairs	Pairs	Pairs					
Share of Bengal	..	..	..	2	..	..	..	..	21	..
" *Bombay*	1	2,715	12	59	116	4	5,590	109	556	[illegible]
" *Sind*	..	8	..	1,173	130	..	53	..	3,345	[illegible]
" *Madras*	..	12	..	..	..	..	100	..	..	..
" *Burma*	26	..	..	3	..	292	..	..	16	..
TOTAL	27	2,735	12	1,237	244	296	5,743	109	3,968	1,[illegible]
Building and Engineering materials, *other than* **of iron, steel, or wood—**										
Bricks and Tiles—										
Firebricks—	No.	No.	No.	No.	No.					
United Kingdom (*including* Channel Islands)	18,068	1,649	1,332	1,200	1,025	27,721	981	2,322	725	[illegible]
Share of Bengal	6,300	630	..	..	..	23,913	502	..	..	..
" *Bombay*	11,444	19	..	1,200	200	3,640	51	..	725	45
" *Sind*	..	1,000	..	..	525	..	128	..	..	242
" *Madras*	324	..	..	..	..	168	..	..	..	..
" *Burma*	..	..	1,332	..	..	..	..	2,322	..	..
TOTAL	18,068	1,649	1,332	1,200	1,025	27,721	981	2,322	725	287
Other Bricks—	No.	No.	No.	No.	No.					
United Kingdom (*including* Channel Islands)	824	..	..	..	..	443	..	..	..	..
Share of Bombay	824	..	..	..	..	443	..	..	..	..
Tiles—	No.	No.	No.	No.	No.					
United Kingdom (*including* Channel Islands)	24	854	8,672	150	..	47	563	6,849	56	..
Share of Bengal	24	..	..	..	..	47	..	..	..	..
" *Madras*	..	..	4,422	..	..	..	..	6,366	..	..
" *Burma*	..	854	4,250	150	..	..	563	483	56	..
TOTAL	24	854	8,672	150	..	47	563	6,849	56	..
Total Bricks and Tiles—	No.	No.	No.	No.	No.					
United Kingdom (*including* Channel Islands)	18,916	2,503	10,004	1,350	1,025	28,211	1,544	9,171	781	287
Share of Bengal	6,324	630	..	..	..	23,960	502	..	..	..
" *Bombay*	12,268	19	..	1,200	200	4,083	51	..	725	45
" *Sind*	..	1,000	..	..	525	..	128	..	..	242
" *Madras*	324	..	4,422	..	..	168	..	6,366	..	..
" *Burma*	..	854	4,582	150	..	..	563	2,[illegible]	56	..
TOTAL	18,916	2,503	10,004	1,350	1,025	28,211	1,544	9,171	781	287
Cement—	Tons	Tons	Tons	Tons	Tons					
United Kingdom (*including* Channel Islands)	8,571	8,573	3,927	2,856	..	3,97,436	4,05,877	1,92,004	1,30,671	[illegible]
TOTAL FOREIGN COUNTRIES	..	..	..	..	..	..	..	23	..	..
Share of Bengal	1	..	..	..	..	126	..	23	..	..
" *Bombay*	..	1	..	..	..	202	156	178	..	..
" *Sind*	..	..	..	..	..	..	..	..	..	[illegible]
" *Burma*	8,570	8,572	3,927	2,856	..	3,97,108	4,05,721	1,91,826	1,30,671	..
TOTAL	8,571	8,573	3,927	2,856	..	3,97,436	4,05,877	1,92,027	1,30,671	[illegible]

No. 13—*continued*

ARTICLES, AND COUNTRIES OF CONSIGNMENT; ALSO SHARE OF EACH PROVINCE	QUANTITY					VALUE				
	1929-30	1930-31	1931-32	1932-33	1933-34	1929-30	1930-31	1931-32	1932-33	1933-34
						R	R	R	R	R
GOVERNMENT STORES—*continued*										
Building and Engineering materials, *other than* of iron, steel, or wood—*continued*										
Other sorts (including *pipes of earthenware*)—										
United Kingdom (*including* Channel Islands)	—	—	—	—	—	12,770	5,918	13,641	2,568	11,042
TOTAL FOREIGN COUNTRIES	—	—	—	—	—	3,657	..	..	..	..
Share of Bengal	—	—	—	—	—	*2,903*	*454*	*2,691*	*373*	..
" *Bombay*	—	—	—	—	—	*4,031*	*46*	..	*393*	*16*
" *Sind*	—	—	—	—	—	*5,412*	*1,123*	*175*	..	*9,911*
" *Madras*	—	—	—	—	—	*3,646*	*1,618*	*9,487*	..	..
" *Burma*	—	—	—	—	—	*675*	*2,672*	*1,288*	*1,797*	*1,115*
TOTAL	—	—	—	—	—	16,427	5,918	13,641	2,568	11,042
Total value of Building and Engineering materials	—	—	—	—	—	4,42,074	4,18,134	2,14,839	1,34,020	11,407
Chemicals—										
United Kingdom (*including* Channel Islands)	—	—	—	—	—	7,00,140	7,22,503	5,89,970	3,50,848	4,18,039
Union of South Africa	—	—	—	—	—	..	7,763	..	..	..
Other British Possessions	—	—	—	—	—	43	..	15	5	..
TOTAL BRITISH EMPIRE	—	—	—	—	—	7,00,183	7,30,266	5,89,985	3,50,853	4,18,039
Germany	—	—	—	—	—	48,055	51,008	75,119	65,959	54,541
Netherlands	—	—	—	—	—	8,999	13,638	17,763	22,433	8,983
Belgium	—	—	—	—	—	12,283	287	1,426	2,172	408
France	—	—	—	—	—	19,410	..	407	901	..
Italy (*including* Fiume	—	—	—	—	—	36,500	17,518	10,847	8,981	..
Turkey, Asiatic	—	—	—	—	—	..	..	5,125	..	..
United States of America—Pld Atlantic Coast	—	—	—	—	—	26,197	36,827	1,704	647	502
" Pacific "	—	—	—	—	—	..	..	..	..	31
Other Foreign Countries	—	—	—	—	—	..	520	..	145	..
TOTAL FOREIGN COUNTRIES	—	—	—	—	—	1,51,044	1,19,998	1,12,391	1,01,298	64,465
Share of Bengal	—	—	—	—	—	*1,33,050*	*1,23,799*	*1,08,247*	*87,302*	*79,823*
" *Bombay*	—	—	—	—	—	*1,66,921*	*1,77,393*	*2,67,685*	*1,04,368*	*1,02,454*
" *Sind*	—	—	—	—	—	*2,07,201*	*2,08,021*	*1,43,110*	*88,450*	*1,33,216*
" *Madras*	—	—	—	—	—	*3,09,071*	*3,01,344*	*1,54,688*	*144,374*	*1,41,733*
" *Burma*	—	—	—	—	—	*35,954*	*39,707*	*23,646*	*27,657*	*25,168*
TOTAL	—	—	—	—	—	8,51,227	8,50,264	7,02,376	4,52,151	4,83,104
Coal and Coke—	Tons	Tons	Tons	Tons	Tons					
United Kingdom (*including* Channel Islands)	199	81	..	131	202	6,388	1,833	..	4,539	6,749
Share of Madras	*152*	..	..	..	..	*5,739*	..	..	..	..
" *Burma*	*47*	*81*	..	131	*202*	*1,649*	*1,833*	..	*4,539*	*6,749*
TOTAL	199	81	..	131	202	6,388	1,833	..	4,539	6,749
Drugs, Medicines, and Narcotics—	Lbs.	Lbs.	Lbs.	Lbs.	Lbs.					
Drugs—										
Cinchona bark	..	..	..	..	..	..	..	..	..	..

No. 13—*continued*

ARTICLES, AND COUNTRIES OF CONSIGNMENT; ALSO SHARE OF EACH PROVINCE	Quantity					Value				
	1929-30	1930-31	1931-32	1932-33	1933-34	1929-30	1930-31	1931-32	1932-33	1933-34
GOVERNMENT STORES—*continued*										
Drugs, Medicines, and Narcotics—*continued*						R	R	R	R	R
***Drugs*—continued**										
Quinine salts—										
Quinine sulphate or bisulphate—	Lbs.	Lbs.	Lbs.	Lbs.	Lbs.					
United Kingdom (*including* Channel Islands)	1	4	..	..	..	29	150	..	5	6
TOTAL FOREIGN COUNTRIES	..	..	..	1	..	6	..	..	18	..
Share of Bombay	..	4	..	1	..	10	150	..	18	6
„ *Sind*	..	..	..	..	..	..	20	..	..	..
„ *Madras*	..	..	..	..	..	..	..	..	5	..
„ *Burma*	1	..	..	..	..	25	..	..	..	..
TOTAL	1	4	..	1	..	35	150	..	23	6
Quinine hydrochloride or dihydrochloride—	Lbs.	Lbs.	Lbs.	Lbs.	Lbs.					
United Kingdom (*including* Channel Islands)	50	49	135	215	73	1,813	1,252	3,497	3,520	1,080
TOTAL FOREIGN COUNTRIES	..	..	..	..	13	..	4	..	..	340
Share of Bengal	11	31	79	136	61	384	884	108	494	714
„ *Bombay*	15	..	3	30	12	550	..	1,038	918	763
„ *Sind*	11	..	51	27	10	703	83	1,316	1,014	334
„ *Madras*	..	4	..	..	..	..	96	..	..	..
„ *Burma*	13	14	2	22	6	223	485	81	1,004	173
TOTAL	50	49	135	215	86	1,873	1,256	2,497	3,520	1,420
Others—	Lbs.	Lbs.	Lbs.	Lbs.	Lbs.					
United Kingdom (*including* Channel Islands)	26	50	166	28	286	812	1,366	4,568	1,149	1,716
TOTAL FOREIGN COUNTRIES	..	..	..	..	..	16	..	11	..	..
Share of Bengal	6	15	66	8	274	246	358	1,365	93	631
„ *Bombay*	4	15	12	19	4	194	551	304	709	186
„ *Sind*	16	17	103	6	8	456	457	2,910	347	841
TOTAL	26	50	186	28	286	828	1,366	4,579	1,149	1,716
Other sorts of drugs—[1]										
United Kingdom (*including* Channel Islands)	—	—	—	—	—	60,965	54,749	60,478	37,265	31,280
Germany	—	—	—	—	—	..	6,750	1,733	1,447	1,771
Other Foreign Countries	—	—	—	—	—	257	..	1,710	198	134
TOTAL FOREIGN COUNTRIES	—	—	—	—	—	257	6,750	3,443	1,645	1,905
Share of Bengal	—	—	—	—	—	29,160	27,881	29,811	27,296	..
„ *Bombay*	—	—	—	—	—	5,169	9,141	843	1,843	91
„ *Sind*	—	—	—	—	—	1,829	..	1,315	..	7
„ *Madras*	—	—	—	—	—	14,481	10,479	20,210	7,214	11,013
„ *Burma*	—	—	—	—	—	9,372	6,149	1,966	6,611	7,961
TOTAL	..	..	—	—	—	70,222	61,549	61,145	49,814	28,170

No. 13—*continued*

ARTICLES, AND COUNTRIES OF CONSIGNMENT; ALSO SHARE OF EACH PROVINCE	QUANTITY					VALUE				
	1929-30	1930-31	1931-32	1932-33	1933-34	1929-30	1930-31	1931-32	1932-33	1933-34
						R	R	R	R	R
GOVERNMENT STORES—*continued*										
Drugs, Medicines, and Narcotics—*concluded*										
Medicines and Narcotics—										
United Kingdom (*including* Channel Islands)	—	—	—	—	—	2,53,873	2,81,995	4,06,896	3,30,356	2,9[illegible],647
Other British Possessions	—	—	—	—	—	..	..	100	2,164	..
TOTAL BRITISH EMPIRE	—	—	—	—	—	2,53,873	2,81,995	4,06,996	3,32,520	2,61,547
Germany	—	—	—	—	—	11,426	35,701	17,780	14,366	10,912
Other Foreign Countries	—	—	—	—	—	3,459	1,682	4,083	894	2,876
TOTAL FOREIGN COUNTRIES	—	—	—	—	—	14,885	37,443	21,903	15,260	13,788
Share of Bengal	—	—	—	—	—	*594*	*2,493*	*2,731*	*3,027*	*19,371*
,, *Bombay*	—	—	—	—	—	*83,608*	*1,06,458*	*1,15,334*	*84,774*	*82,336*
,, *Sind*	—	—	—	—	—	*51,051*	*69,964*	*80,209*	*62,923*	*15,671*
,, *Madras*	—	—	—	—	—	*1,11,083*	*1,19,274*	*2,13,911*	*1,79,125*	*1,22,429*
,, *Burma*	—	—	—	—	—	*22,194*	*21,249*	*16,774*	*17,930*	*8,514*
TOTAL	—	—	—	—	—	2,68,758	3,19,438	4,28,959	3,47,779	2,[illegible],335
Total value of Drugs, Medicines and Narcotics—										
United Kingdom (*including* Channel Islands)	—	—	—	—	—	3,26,552	3,39,562	4,74,483	3,74,278	2,98,779
Other British Possessions	—	—	—	—	—	..	..	100	2,164	..
TOTAL BRITISH EMPIRE	—	—	—	—	—	3,26,552	3,39,562	4,74,583	3,76,442	2,98,779
Germany	—	—	—	—	—	11,448	42,515	19,624	15,830	12,133
Other Foreign Countries	—	—	—	—	—	3,716	1,682	5,833	1,092	3,204
TOTAL FOREIGN COUNTRIES	—	—	—	—	—	15,164	44,197	25,457	16,922	15,337
Share of Bengal	—	—	—	—	—	*39,968*	*49,520*	*43,109*	*31,214*	*20,[illegible]75*
,, *Bombay*	—	—	—	—	—	*89,702*	*1,16,479*	*1,17,549*	*88,312*	*82,[illegible]78*
,, *Sind*	—	—	—	—	—	*53,768*	*70,[illegible]29*	*85,651*	*64,2[illegible]9*	*16,2[illegible]2*
,, *Madras*	—	—	—	—	—	*1,35,564*	*1,30,[illegible]48*	*2,34,891*	*1,86,394*	*1,53,[illegible]17*
,, *Burma*	—	—	—	—	—	*31,714*	*26,153*	*18,790*	*23,[illegible]96*	*1[illegible],671*
TOTAL	—	—	—	—	—	3,41,716	3,83,759	4,99,990	3,93,364	3,14,116
Earthenware and Porcelain—										
Earthenware (including pipes)—										
United Kingdom (*including* Channel Islands)	—	—	—	—	—	76,507	34,033	31,447	19,568	12,[illegible]28
TOTAL FOREIGN COUNTRIES	—	—	—	—	—	..	3,072	161	453	..
Share of Bengal	—	—	—	—	—	*19,36*	*8,218*	*7,419*	*2,502*	*1,[illegible]31*
,, *Bombay*	—	—	—	—	—	*47,101*	*18,536*	*13,738*	*16,023*	*6,[illegible]98*
,, *Sind*	—	—	—	—	—	*3,589*	*4,275*	*3,788*	..	*761*
,, *Madras*	—	—	—	—	—	*1,353*	*3,[illegible]78*	*5,155*	*1,[illegible]65*	*2,[illegible]75*
,, *Burma*	—	—	—	—	—	*4,229*	*5 704*	*1,514*	*1,231*	*1,275*
TOTAL	—	—	—	—	—	76,507	37,[illegible]35	31,608	20,021	12,[illegible]8
Porcelain—										
Electric—										
United Kingdom (*including* Channel Islands)	—	—	—	—	—	5 577	281	[illegible]	..	1[illegible]
Germany	—	—	—	—	—	31,372	12,878	..	[illegible]	..

No. 13—*continued* (GOVERNMENT STORES)

ARTICLES, AND COUNTRIES OF CONSIGNMENT; ALSO SHARE OF EACH PROVINCE	QUANTITY					VALUE				
	1929-30	1930-31	1931-32	1932-33	1933-34	1929-30	1930-31	1931-32	1932-33	1933-34
						R	R	R	R	R
GOVERNMENT STORES— *concluded*										
Earthenware and Porcelain—*concluded*										
Porcelain—contd. Electrical—*contd.*										
United States of America—Pal Atlantic Coast	—	—	—	—	—	1,000	127	..	..	..
TOTAL FOREIGN COUNTRIES	—	—	—	—	—	32,373	13,006	..	49	..
Share of Bengal	—	—	—	—	—	17,649	11,[illegible]	..	..	..
,, *Bombay*	—	—	—	—	—	85	1,[illegible]	..	..	..
,, *Sind*	—	—	—	—	—	15,696	61	..	..	..
,, *Madras*	—	—	—	—	—	6,539	354	222	49	24
TOTAL	—	—	—	—	—	37,969	13,256	222	49	24
Other kinds—										
United Kingdom (*including* Channel Islands)	—	—	—	—	—	17,287	9,817	9,606	9,069	6,506
Germany	—	—	—	—	—	16,210	616	330	91	132
Other Foreign Countries	—	—	—	—	—	1,297	1,020	..	284	..
TOTAL FOREIGN COUNTRIES	—	—	—	—	—	17,507	1,636	330	375	132
Share of Bengal	—	—	—	—	—	5,161	5,161	1,060	1,933	1,198
,, *Bombay*	—	—	—	—	—	9,507	211	270	19	1,396
,, *Sind*	—	—	—	—	—	10,910	6,085	7,559	6,861	1,[illegible]0
,, *Madras*	—	—	—	—	—	1,986	2,613	338	642	295
,, *Burma*	—	—	—	—	—	2,197	216	..	..	[illegible]
TOTAL	—	—	—	—	—	34,764	11,281	9,996	9,444	4,[illegible]6
Total value of Earthenware and Porcelain (including *pipes of earthenware*)—										
United Kingdom (*including* Channel Islands)	—	—	—	—	—	99,821	44,131	41,376	26,637	16,[illegible]96
Germany	—	—	—	—	—	47,582	16,[illegible]29	376	140	132
Other Foreign Countries	—	—	—	—	—	2,297	1,[illegible]92	115	737	..
TOTAL FOREIGN COUNTRIES	—	—	—	—	—	49,879	17,511	491	877	132
Share of Bengal	—	—	—	—	—	60,189	23,221	9,079	6,440	2,[illegible]13
,, *Bombay*	—	—	—	—	—	57,203	1[illegible],[illegible]78	16,111	15,019	8,196
,, *Sind*	—	—	—	—	—	26,676	9,[illegible]48	11,167	6,[illegible]48	3,[illegible]11
,, *Madras*	—	—	—	—	—	7,187	6,265	5,715	1,[illegible]84	2,[illegible]14
,, *Burma*	—	—	—	—	—	7,676	6,[illegible]14	1,[illegible]16	1,231	1,[illegible]16
TOTAL	—	—	—	—	—	1,49,300	61,[illegible]62	41,766	29,[illegible]14	16,[illegible]8
Glass and Glassware—										
Bottles and phials—	Gross	Gross	Gross	Gross	Gross					
United Kingdom (*including* Channel Islands)	2,971	3,452	3,364	2,950	2,702	32,316	26,815	1,06,[illegible]76	[illegible]0,7[illegible]4	7,[illegible]93
Germany	1,877	2,346	625	..	208	16,610	15,[illegible]34	1,[illegible]16	..	1,[illegible]4
United States of America—Pal Atlantic Coast	26	142	..	3	..	969	5,747	49	139	..
TOTAL FOREIGN COUNTRIES	1,902	2,[illegible]06	625	3	208	17,579	21,208	1,267	1[illegible]	1,[illegible]93
Share of Bengal	1,153	1,167	19	727	364	18,[illegible]48	19,[illegible]64	[illegible]00	9,0[illegible]	6,[illegible]19
,, *Bombay*	2,629	2,[illegible]79	1,[illegible]72	706	691	62,[illegible]86	36,[illegible]32	2[illegible],[illegible]16	16,[illegible]5	1[illegible],[illegible]71
,, *Sind*	946	819	826	532	467	19,[illegible]06	[illegible],[illegible]46	1[illegible],[illegible]11	17,[illegible]49	9,[illegible]31
,, *Madras*	971	1,[illegible]29	1,[illegible]17	707	2,[illegible]72	26,[illegible]96	32,[illegible]16	[illegible],[illegible]63	21,[illegible]71	19,[illegible]78
,, *Burma*	175	94	255	201	196	6,[illegible]57	[illegible],[illegible]79	6,[illegible]84	[illegible],[illegible]67	[illegible],[illegible]16
TOTAL	6,[illegible]73	[illegible],[illegible]89	[illegible],[illegible]6	2,[illegible]53	2,[illegible]10	99,[illegible]88	[illegible],[illegible]21	1,[illegible],[illegible]68	[illegible],[illegible]7	[illegible],[illegible]6

No. 13—*continued*

ARTICLES, AND COUNTRIES OF CONSIGNMENT; ALSO SHARE OF EACH PROVINCE	Quantity					Value				
	1929-30	1930-31	1931-32	1932-33	1933-34	1929-30	1930-31	1931-32	1932-33	1933-34
						R	R	R	R	R
GOVERNMENT STORES— *continued*										
Glass and Glassware— *continued*										
Other glassware —										
United Kingdom (*including* Channel Islands)	—	—	—	—	—	2,10,526	2,14,137	1,85,984	86,403	70,771
Other British Possessions	—	—	—	—	—	..	..	10	..	..
TOTAL BRITISH EMPIRE	—	—	—	—	—	2,10,526	2,14,137	1,85,994	86,403	70,771
Germany	—	—	—	—	—	38,346	34,888	27,000	38,723	46,859
United States of America—										
Pt. Atlantic Coast	—	—	—	—	—	7,477	15,274	3,356	3,110	650
Other Foreign Countries	—	—	—	—	—	240	670	633	700	2,652
TOTAL FOREIGN COUNTRIES	—	—	—	—	—	46,063	50,832	31,888	42,023	50,160
Share of Bengal	—	—	—	—	—	*68,868*	*62,316*	*42,702*	*35,672*	*26,507*
" *Bombay*	—	—	—	—	—	*91,604*	*67,879*	*31,623*	*37,299*	*46,116*
" *Sind*	—	—	—	—	—	*37,704*	*40,282*	*23,732*	*19,197*	*16,344*
" *Madras*	—	—	—	—	—	*64,879*	*66,199*	*56,844*	*29,841*	*22,431*
" *Burma*	—	—	—	—	—	*7,039*	*28,293*	*14,081*	*7,017*	*9,531*
TOTAL	—	—	—	—	—	2,62,589	2,64,969	1,67,882	1,29,026	1,20,931
Total value of Glass and Glassware—										
United Kingdom (*including* Channel Islands)	—	—	—	—	—	2,08,840	3,09,052	2,41,470	1,76,187	1,47,601
Other British Possessions	—	—	—	—	—	..	..	10	..	..
TOTAL BRITISH EMPIRE	—	—	—	—	—	2,08,840	3,09,052	2,41,480	1,76,187	1,47,601
Germany	—	—	—	—	—	54,956	50,327	29,118	38,723	48,661
United States of America—										
Pt. Atlantic Coast	—	—	—	—	—	8,446	21,041	3,404	3,249	650
Other Foreign Countries	—	—	—	—	—	240	670	633	700	2,652
TOTAL FOREIGN COUNTRIES	—	—	—	—	—	63,642	72,038	33,155	42,762	51,963
Share of Bengal	—	—	—	—	—	*73,311*	*81,680*	*43,502*	*44,764*	*30,736*
" *Bombay*	—	—	—	—	—	*1,37,092*	*1,02,817*	*57,337*	*65,728*	*59,336*
" *Sind*	—	—	—	—	—	*48,309*	*67,767*	*38,513*	*37,137*	*25,276*
" *Madras*	—	—	—	—	—	*91,674*	*98,813*	*1,45,587*	*58,512*	*71,605*
" *Burma*	—	—	—	—	—	*11,596*	*30,923*	*19,666*	*12,808*	*12,531*
TOTAL	—	—	—	—	—	3,62,482	3,81,000	2,74,635	2,18,949	1,99,504
Hardware and Cutlery, *including* **agricultural implements and plated-ware—**										
United Kingdom (*including* Channel Islands)	—	—	—	—	—	18,96,311	18,53,665	10,04,420	5,06,315	4,30,956
Other British Possessions	—	—	—	—	—	1,132	213	510	135	1,450
TOTAL BRITISH EMPIRE	—	—	—	—	—	18,97,343	18,53,878	10,04,930	5,06,450	4,32,406
Germany	—	—	—	—	—	15,175	22,189	21,159	7,485	6,159

No. 13—*continued*

ARTICLES, AND COUNTRIES OF CONSIGNMENT; ALSO SHARE OF EACH PROVINCE	QUANTITY					VALUE				
	1929-30	1930-31	1931-32	1932-33	1933-34	1929-30	1930-31	1931-32	1932-33	1933-34
GOVERNMENT STORES— *continued*						R	R	R	R	R
Hardware and Cutlery, *including* **agricultural implements and plated ware**—*continued*										
United States of America—										
Vid Atlantic Coast	—	—	—	—	—	36,576	35,909	22,512	1,716	9,816
„ Pacific „	—	—	—	—	—	..	1,031	5,290	367	..
Other Foreign Countries	—	—	—	—	—	4,099	6,052	726	13	1,751
TOTAL FOREIGN COUNTRIES	—	—	—	—	—	55,849	85,181	48,997	9,601	17,[illegible]
Share of Bengal	—	—	—	—	—	*1,98,826*	*1,77,207*	*2,13,952*	*74,591*	*71,659*
„ *Bombay*	—	—	—	—	—	*4,75,133*	*4,69,684*	*2,04,676*	*1,23,901*	*97,561*
„ *Sind*	—	—	—	—	—	*9,39,598*	*8,56,888*	*5,74,433*	*2,29,899*	*1,81,[illegible]*
„ *Madras*	—	—	—	—	—	*1,78,898*	*1,83,742*	*91,820*	*70,011*	*23,[illegible]*
„ *Burma*	—	—	—	—	—	*1,64,237*	*2,46,512*	*87,197*	*17,648*	*63,439*
TOTAL	—	—	—	—	—	19,53,193	19,39,059	10,53,927	5,16,061	4,50,183
Instruments, Apparatus, and Appliances, and parts thereof—										
Musical—										
United Kingdom (*including* Channel Islands)	—	—	—	—	—	13,146	16,705	15,136	7,634	14,073
Malta and Gozo	—	—	—	—	—	2,401	..	..	..	..
TOTAL BRITISH EMPIRE	—	—	—	—	—	15,547	16,705	15,136	7,634	14,073
TOTAL FOREIGN COUNTRIES	—	—	—	—	—	3,403	185	..	225	..
Share of Bengal	—	—	—	—	—	*1,621*	*967*	*1,615*	*2,100*	*903*
„ *Bombay*	—	—	—	—	—	*7,373*	*945*	*5,551*	*2,585*	*9,678*
„ *Sind*	—	—	—	—	—	*7,469*	*15,274*	*5,684*	*1,440*	*7,233*
„ *Madras*	—	—	—	—	—	*1,582*	*1,704*	*1,770*	*1,554*	*171*
„ *Burma*	—	—	—	—	—	*905*	..	*516*	*[illegible]*	*1,092*
TOTAL	—	—	—	—	—	18,950	16,890	15,136	7,[illegible]	14,073
Photographic—										
United Kingdom (*including* Channel Islands)	—	—	—	—	—	2,27,569	1,54,064	1,97,515	1,41,291	1,18,[illegible]
Commonwealth of Australia	—	—	—	—	—	502	..	..	..	..
TOTAL BRITISH EMPIRE	—	—	—	—	—	2,28,071	1,54,064	1,97,515	1,41,291	1,18,[illegible]
Germany	—	—	—	—	—	1,811	4,961	8,258	33	1,[illegible]
United States of America—										
Vid Atlantic Coast	—	—	—	—	—	7,044	4,222	..	..	..
Other Foreign Countries	—	—	—	—	—	2,407	..	4,284	323	1,671
TOTAL FOREIGN COUNTRIES	—	—	—	—	—	11,262	9,172	12,53[illegible]	[illegible]	3,561
Share of Bengal	—	—	—	—	—	*11,760*	*6,606*	*10,943*	*[illegible]*	*11,928*
„ *Bombay*	—	—	—	—	—	*14,176*	*20,113*	*19,61[illegible]*	*29,[illegible]*	*29,[illegible]*
„ *Sind*	—	—	—	—	—	*1,[illegible]*	*54,079*	*1,30,337*	*57,[illegible]*	*18,607*
„ *Madras*	—	—	—	—	—	*35,[illegible]*	*48,613*	*55,[illegible]*	*[illegible]*	*63,[illegible]*
„ *Burma*	—	—	—	—	—	*43*	..	*1,633*	*[illegible]*	*[illegible]*
TOTAL	—	—	—	—		[illegible]	1,63,236	[illegible]	1,41,[illegible]	1,18,[illegible]

No. 13—*continued*

ARTICLES, AND COUNTRIES OF CONSIGNMENT; ALSO SHARE OF EACH PROVINCE	QUANTITY					VALUE				
	1929-30	1930-31	1931-32	1932-33	1933-34	1929-30	1930-31	1931-32	1932-33	1933-34
						R	R	R	R	R
GOVERNMENT STORES—*continued*										
Instruments, Apparatus, and Appliances, and parts thereof—*continued*										
Other kinds—										
United Kingdom (*including* Channel Islands)	—	—	—	—	—	36,51,138	30,59,700	22,63,423	13,92,811	9,96,797
Other British Possessions	—	—	—	—	—	2,725	24	1,577	1,768	771
TOTAL BRITISH EMPIRE	—	—	—	—	—	36,53,863	30,59,724	22,65,000	13,94,579	9,97,568
Germany	—	—	—	—	—	2,12,780	1,20,448	1,26,171	49,889	62,514
Netherlands	—	—	—	—	—	10,318	13,417	1,864	1,158	..
Belgium	—	—	—	—	—	26,999	3,136	966	1,388	648
France	—	—	—	—	—	593	7,235	3,625	361	9,835
Italy (*including* Fiume)	—	—	—	—	—	2,050	1,672	595	10,285	1,695
United States of America—										
Vid Atlantic Coast	—	—	—	—	—	1,01,827	54,321	5,37,270	41,955	13,768
" Pacific "	—	—	—	—	—	84	2,074	..	1,720	368
Other Foreign Countries	—	—	—	—	—	9,692	4,030	4,276	165	3,330
TOTAL FOREIGN COUNTRIES	—	—	—	—	—	3,64,338	2,06,328	6,74,767	1,06,921	92,158
Share of Bengal	—	—	—	—	—	*7,24,455*	*6,09,034*	*9,11,481*	*2,72,793*	*1,48,817*
" *Bombay*	—	—	—	—	—	*15,70,361*	*6,42,044*	*3,97,243*	*3,22,662*	*2,86,917*
" *Sind*	—	—	—	—	—	*12,03,056*	*14,05,788*	*10,63,918*	*6,57,049*	*4,17,368*
" *Madras*	—	—	—	—	—	*3,87,777*	*4,04,554*	*4,41,992*	*1,83,719*	*1,91,638*
" *Burma*	—	—	—	—	..	*1,32,552*	*2,04,632*	*1,25,133*	*65,277*	*44,991*
TOTAL	—	—	—	—	—	40,18,201	32,66,052	29,39,767	15,01,500	10,89,726
Total value of Instruments, Apparatus, and Appliances, and parts thereof—										
United Kingdom (*including* Channel Islands)	—	—	—	—	—	38,91,853	32,30,469	24,76,074	15,41,736	11,24,129
Other British Possessions	—	—	—	—	—	5,628	24	1,577	1,768	771
TOTAL BRITISH EMPIRE	—	—	—	—	—	38,97,491	32,30,493	24,77,651	15,43,504	11,24,900
Germany	—	—	—	—	—	2,17,994	1,25,579	1,34,424	50,147	64,401
Netherlands	—	—	—	—	—	10,318	13,417	1,864	1,158	..
Belgium	—	—	—	—	—	26,999	3,136	966	1,443	753
France	—	—	—	—	—	1,815	7,235	3,625	629	11,401
Italy (*including* Fiume)	—	—	—	—	—	3,235	1,672	595	10,285	1,695
United States of America—										
Vid Atlantic Coast	—	—	—	—	—	1,08,871	58,542	5,41,554	41,955	13,768
" Pacific "	—	—	—	—	—	84	2,074	..	1,720	368
Other Foreign Countries	—	—	—	—	—	9,692	4,030	4,276	165	3,330
TOTAL FOREIGN COUNTRIES	—	—	—	—	—	3,79,003	2,15,685	6,87,304	1,07,502	95,719
Share of Bengal	—	—	—	—	—	*7,37,536*	*6,16,407*	*9,24,039*	*2,83,225*	*1,61,618*
" *Bombay*	—	—	—	—	—	*15,96,110*	*6,63,107*	*4,22,109*	*3,54,514*	*3,25,595*
" *Sind*	—	—	—	—	—	*13,94,505*	*15,07,161*	*11,89,939*	*7,15,710*	*4,32,001*
" *Madras*	—	—	—	—	—	*4,14,534*	*4,54,871*	*5,01,256*	*2,31,699*	*2,55,028*
" *Burma*	—	—	—	—	—	*1,33,500*	*2,04,632*	*1,27,282*	*65,858*	*46,341*
TOTAL	—	—	—	—	—	42,76,484	34,46,178	31,64,955	16,51,006	12,20,616

No. 13—*continued*

ARTICLES, AND COUNTRIES OF CONSIGNMENT; ALSO SHARE OF EACH PROVINCE	QUANTITY					VALUE				
	1929-30	1930-31	1931-32	1932-33	1933-34	1929-30	1930-31	1931-32	1932-33	1933-34
GOVERNMENT STORES— *continued*						R	R	R	R	R
Leather—										
Unwrought—	Cwts.	Cwts.	Cwts.	Cwts.	Cwts.					
United Kingdom (*including* Channel Islands)	36	54	11	19	7	20,136	21,716	7,321	7,329	2,082
France	..	1	..	..	..	..	303	..	..	..
Share of Bengal	*1*	*9*	*3*	..	..	*1,016*	*3,810*	*2,833*	..	*7,[illegible]*
" *Bombay*	*35*	*31*	*2*	..	..	*18,836*	*11,019*	*551*	..	..
" *Sind*	..	*14*	*6*	*14*	*4*	*224*	*6,155*	*3,632*	*6,676*	*909*
" *Madras*	..	*1*	..	..	..	..	*707*	..	..	..
" *Burma*	..	..	..	*5*	*3*	..	..	..	*653*	*167*
TOTAL	36	55	11	19	7	20,136	25,019	7,321	7,329	2,082
Manufactures—										
Saddlery and Harness—										
TOTAL BRITISH EMPIRE	—	—	—	—	—	3,434	461	..	121	..
China (*exclusive* of Hongkong and Macão)	—	—	—	—	—	..	1,326	2,358	..	218
Share of Bengal	—	—	—	—	—	..	..	*2,358*	..	*218*
" *Bombay*	—	—	—	—	—	*3,434*	*1,787*	..	..	..
" *Sind*	—	—	—	—	—	..	..	..	*121*	..
TOTAL	—	—	—	—	—	3,434	1,787	2,358	121	218
Other sorts (*excluding* boots and shoes)—										
United Kingdom (*including* Channel Islands)	—	—	—	—	—	39,53[illegible]	43,728	15,0[illegible]8	6,011	54,459
TOTAL FOREIGN COUNTRIES	—	—	—	—	—	..	84	..	..	1[illegible]
Share of Bengal	—	—	—	—	—	*19,83[illegible]*	*10,460*	*10,963*	*2,925*	*7,876*
" *Bombay*	—	—	—	—	—	*6,818*	*9,742*	*2,274*	*2,108*	*1,914*
" *Sind*	—	—	—	—	—	*11,399*	*19,692*	*738*	*546*	*4,303*
" *Madras*	—	—	—	—	—	*2,279*	*3,918*	*1,058*	*428*	*38,560*
" *Burma*	—	—	—	—	—	*215*	—	..	..	*2,111*
TOTAL	—	—	—	—	—	39,53[illegible]	43,812	15,038	6,011	54,[illegible]
Total value of Leather	—	—	—	—	—	*63,10[illegible]*	*70,618*	*24,717*	*13,461*	*56,[illegible]*
Liquors—	Gals.	Gals.	Gals.	Gals.	Gals.					
Ale, Beer and Porter—										
United Kingdom (*including* Channel Islands)	..	..	..	..	..	..	*40*	..	..	..
Share of Bombay	..	..	..	..	..	..	*40*	..	..	..
Spirit—	Gals.	Gals.	Gals.	Gals.	Gals.					
United Kingdom (*including* Channel Islands)	144	1,914	102	54	2[illegible]	2,217	3,9[illegible]	2,7[illegible]1	4[illegible]	447
TOTAL FOREIGN COUNTRIES	210	184	1[illegible]1	155	169	2,[illegible]	1,[illegible]	1,[illegible]	2,[illegible]	1,[illegible]

No. 13—*continued*

ARTICLES, AND COUNTRIES OF CONSIGNMENT; ALSO SHARE OF EACH PROVINCE	QUANTITY					VALUE				
	1929-30	1930-31	1931-32	1932-33	1933-34	1929-30	1930-31	1931-32	1932-33	1933-34
						R	R	R	R	R
GOVERNMENT STORES—*continued*										
Liquors—*continued*										
Spirit—continued	Gals.	Gals.	Gals.	Gals.	Gals.					
Share of Bengal	*100*	*1,799*	*46*	*82*	*64*	*1,109*	*951*	*338*	*644*	*406*
„ *Bombay*	*110*	*215*	*165*	*74*	*65*	*1,734*	*3,395*	*3,201*	*1,278*	*1,216*
„ *Sind*	*69*	*72*	*65*	*38*	*66*	*1,070*	*1,332*	*814*	*441*	*458*
„ *Burma*	*24*	*12*	*17*	*15*	*3*	*319*	*93*	*132*	*196*	*34*
TOTAL	363	2,098	293	230	197	4,232	5,671	4,480	2,559	2,144
Wines—	Gals.	Gals.	Gals.	Gals.	Gals.					
United Kingdom (*including* Channel Islands)	..	..	..	2	..	..	..	..	36	..
Share of Bombay	..	..	..	2	..	..	..	..	35	..
Total Liquors	Gals. *363*	Gals. *2,098*	Gals. *293*	Gals. *211*	Gals *197*	*4,232*	*5,711*	*4,480*	*2,595*	*2,144*
Machinery and Millwork—*Locomotive Engines and tenders and parts thereof for Railways*—										
United Kingdom (*including* Channel Islands)	—	—	..	—	—	1,10,23,465	1,39,04,443	37,06,524	0,71,410	19,00,013
Sweden	—	—	—	—	—	..	..	23,602	25,458	..
Germany	—	—	—	—	—	43,72,348	27,07,785	25,75,776	1,19,710	4,14,816
Belgium	—	—	—	—	—	14,23,596	13,85,474	1,28,128	96,446	1,17,728
Italy (*including* Fiume)	—	—	—	—	—	16,24,267	15,76,331	2,73,947	30,804	92,807
Austria	—	—	—	—	—	..	..	..	..	52,318
Other Foreign Countries	—	—	—	—	—	2,610	1,601	5,153	..	4,888
TOTAL FOREIGN COUNTRIES	—	—	—	—	—	74,22,321	56,71,191	30,06,696	2,72,418	6,82,557
Share of Bengal	—	—	—	—	—	*90,18,723*	*62,95,030*	*11,47,839*	*5,31,038*	*17,45,333*
„ *Bombay*	—	—	—	—	—	*35,59,393*	*38,79,127*	*6,94,112*	*200*	*88,271*
„ *Sind*	—	—	—	—	—	*53,68,170*	*91,71,429*	*40,56,721*	*4,49,263*	*6,90,640*
„ *Madras*	—	—	—	—	—	..	..	..	..	*1,925*
„ *Burma*	—	—	—	—	—	..	*1,30,048*	*3,14,548*	*2,63,327*	*56,401*
TOTAL	—	—	—	—	—	1,84,46,286	1,94,75,634	67,18,220	12,43,828	25,82,570
Steam Engines and parts (other than *locomotives*)—										
United Kingdom (*including* Channel Islands)	—	—	—	—	—	1,89,775	2,20,375	95,554	2,805	8,093
Belgium	—	—	—	—	—	15,265	63,838	..	..	3,252
United States of America—*Vid* Atlantic Coast	—	—	—	—	—	..	4,560	..	..	904
„ Pacific „	—	—	—	—	—	..	22,836	..	..	..
Other Foreign Countries	—	—	—	—	—	188	2,665	..	..	..
TOTAL FOREIGN COUNTRIES	—	—	—	—	—	15,453	93,899	..	..	4,156
Share of Bengal	—	—	—	—	—	*30,660*	*1,42,311*	..	..	*7,857*
„ *Bombay*	—	—	—	—	—	*12,301*	*18,700*	*17,564*	*2,661*	*5,313*
„ *Sind*	—	—	—	—	—	*2,110*	..	*315*	..	..
„ *Madras*	—	—	—	—	—	*31,701*	*58,726*	*2,782*	*133*	..
„ *Burma*	—	—	—	—	—	*78,056*	*1,03,538*	*74,593*	*11*	..
TOTAL	—	—	—	—	—	2,05,228	3,23,274	95,554	2,805	13,146

No. 13—continued

ARTICLES, AND COUNTRIES OF CONSIGNMENT; ALSO SHARE OF EACH PROVINCE	Quantity					Value				
	1930-31	1931-32	1932-33	1933-34	1934-35	1930-31	1931-32	1932-33	1933-34	1934-35
						R	R	R	R	R
GOVERNMENT STORES—continued										
Machinery and Millwork—continued										
Other sorts of Machinery—										
United Kingdom (including Channels Islands	—	—	—	—	—	1,27,27,710	41,22,017	25,21,210	22,72,000	7,22,000
Aden and Dependencies	—	—	—	—	—	20	22,000	100	..	..
Straits Settlements	—	—	—	—	—	..	..	200	..	2,000
Other British Possessions	—	—	—	—	—	60	..	..	..	2,000
TOTAL BRITISH EMPIRE	—	—	—	—	—	1,27,27,807	41,44,017	25,21,510	22,72,000	7,22,000
Sweden	—	—	—	—	—	100	27,000	..	..	700
Germany	—	—	—	—	—	22,70,100	10,00,000	2,24,001	2,17,010	2,20,004
Netherlands	—	—	—	—	—	200	..	20,010	..	000
Belgium	—	—	—	—	—	2,20,001	22,000	2,72,000	2,000	2,004
Switzerland	—	—	—	—	—	..	..	..	00	2,010
Italy (including Fiume)	—	—	—	—	—	12,00,271	2,000	2,000	72,001	20,000
Hungary	—	—	—	—	—	..	..	..	..	20,000
United States of America—										
Via Atlantic Coast	—	—	—	—	—	2,42,101	2,00,000	1,22,210	42,000	10,007
" Pacific	—	—	—	—	—	200	200	2,000	..	..
Other Foreign Countries	—	—	—	—	—	4,010	2,100	1,010	004	4,000
TOTAL FOREIGN COUNTRIES	—	—	—	—	—	50,14,707	15,72,000	12,00,200	2,21,010	7,20,401
Share of Bengal	—	—	—	—	—	42,00,010	10,07,000	2,41,000	2,72,000	00,010
" Bombay	—	—	—	—	—	22,07,000	00,72,000	2,40,072	2,00,001	7,74,000
" Sind	—	—	—	—	—	12,00,000	11,00,000	2,27,001	2,04,001	1,20,000
" Madras	—	—	—	—	—	2,22,102	2,01,710	00,01,200	2,00,000	2,20,000
" Burma	—	—	—	—	—	2,07,200	2,10,000	2,20,001	2,04,772	2,00,170
TOTAL	—	—	—	—	—	1,07,00,044	00,00,701	42,00,407	14,00,000	12,00,000
Total value of Machinery and Millwork—										
United Kingdom (including Channels Islands)	—	—	—	—	—	2,00,70,000	1,00,11,000	70,00,000	20,40,700	00,01,070
Aden and Dependencies	—	—	—	—	—	20	22,000	100	..	..
Straits Settlements	—	—	—	—	—	..	..	200	..	2,000
Other British Possessions	—	—	—	—	—	60	..	..	..	2,000
TOTAL BRITISH EMPIRE	—	—	—	—	—	1,00,01,007	1,00,00,001	70,01,000	20,40,700	00,21,000
Sweden	—	—	—	—	—	100	27,000	00,000	00,000	700
Germany	—	—	—	—	—	71,40,000	40,10,100	01,00,107	2,07,000	00,10,100
Netherlands	—	—	—	—	—	200	..	00,000	..	000
Belgium	—	—	—	—	—	10,70,000	14,00,000	7,04,007	1,00,000	1,00,004
Switzerland	—	—	—	—	—	..	..	..	00	2,000
Italy (including Fiume)	—	—	—	—	—	07,00,000	10,00,000	2,77,100	1,00,000	1,00,000
Austria	—	—	—	—	—	..	..	..	000	00,000
Hungary	—	—	—	—	—	..	..	..	..	00,000
United States of America—										
Via Atlantic Coast	—	—	—	—	—	2,00,000	2,11,004	1,00,007	00,000	10,000
" Pacific	—	—	—	—	—	000	00,700	1,000	..	..
Other Foreign Countries	—	—	—	—	—	4,010	2,100	2,004	004	2,004
TOTAL FOREIGN COUNTRIES	—	—	—	—	—	1,00,00,071	70,00,000	00,10,000	2,10,000	14,70,100
Share of Bengal	—	—	—	—	—	1,04,00,000	00,00,001	00,00,001	2,00,004	00,10,070
" Bombay	—	—	—	—	—	1,27,70,001	01,70,000	00,01,000	2,01,000	2,01,000
" Sind	—	—	—	—	—	00,70,000	1,00,00,007	00,04,000	1,07,004	2,04,000
" Madras	—	—	—	—	—	2,00,100	2,01,000	00,10,000	2,00,070	2,07,001
" Burma	—	—	—	—	—	2,00,000	2,01,000	00,01,000	2,00,000	2,00,000
TOTAL	—	—	—	—	—	2,04,00,000	2,07,00,000	1,10,07,000	00,10,000	00,00,700

(GOVERNMENT STORES)

No. 13—*continued*

ARTICLES, AND COUNTRIES OF CONSIGNMENT; ALSO SHARE OF EACH PROVINCE	Quantity					Value				
	1929-30	1930-31	1931-32	1932-33	1933-34	1929-30	1930-31	1931-32	1932-33	1933-34
						R	R	R	R	R
GOVERNMENT STORES— *continued*										
Metals and Ores—										
Brass, Bronze, and similar alloys, and manufactures thereof, wrought—	Cwts.	Cwts.	Cwts.	Cwts.	Cwts.					
United Kingdom (*including* Channel Islands)	801	153	25	158	426	34,986	15,380	5,603	7,180	14,042
Germany	..	..	55	16	555	..	..	1,824	418	13,287
Belgium	..	..	..	..	15	..	..	..	..	7,266
Other Foreign Countries	1	..	..	..	..	625	8	..	..	85
TOTAL FOREIGN COUNTRIES	1	..	55	16	570	625	8	1,824	418	20,638
Share of Bengal	*33*	*30*	*6*	..	*8*	*2,307*	*1,974*	*415*	*17*	*261*
" *Bombay*	*210*	*51*	*3*	..	..	*12,685*	*7,985*	*283*	*91*	*975*
" *Sind*	*81*	*7*	*13*	*94*	*363*	*10,834*	*1,120*	*4,385*	*4,376*	*29,079*
" *Madras*	*58*	..	..	..	..	*2,699*	..	..	..	..
" *Burma*	*123*	*65*	*58*	*80*	*125*	*10,886*	*4,308*	*2,343*	*3,064*	*4,345*
TOTAL	505	153	80	174	996	30,611	15,388	7,427	7,548	34,680
Copper—										
Unwrought—	Cwts.	Cwts.	Cwts.	Cwts.	Cwts.					
United Kingdom (*including* Channel Islands)	..	..	302	180	..	..	..	13,983	7,200	..
Canada—										
Fld Atlantic Coast	..	..	..	..	2,021	..	..	..	..	72,052
Commonwealth of Australia	..	1,599	..	..	..	..	68,080	..	..	..
TOTAL BRITISH EMPIRE	..	1,599	302	180	2,021	..	68,080	13,983	7,200	72,052
United States of America—										
Fld Atlantic Coast	25,012	12,002	1	6,054	..	14,43,039	4,26,087	47	1,83,137	..
" Pacific "	2	..	..	..	..	126	..	..	..	..
TOTAL FOREIGN COUNTRIES	25,014	12,002	1	6,054	..	14,43,165	4,26,087	47	1,83,137	..
Share of Bengal	*25,014*	*12,002*	*1*	*6,054*	*2,021*	*14,43,165*	*4,26,087*	*47*	*1,83,137*	*72,052*
" *Bombay*	..	*1,599*	..	..	..	..	*68,080*	..	..	..
" *Sind*	..	..	*3*	..	..	..	..	*246*	..	..
" *Burma*	..	..	*299*	*180*	..	..	..	*13,737*	*7,200*	..
TOTAL	25,014	13,601	303	6,234	2,021	14,43,165	4,94,767	14,030	1,90,337	72,052
Wrought—	Cwts.	Cwts.	Cwts.	Cwts.	Cwts.					
United Kingdom (*including* Channel Islands)	3,071	1,299	579	68	715	2,12,005	89,684	32,453	7,438	33,913
Aden and Dependencies	52	6	..	3	..	7,300	164	155	365	..
TOTAL BRITISH EMPIRE	3,123	1,305	579	71	715	2,19,305	89,848	32,608	7,798	33,913
Germany	192	..	356	147	1,181	10,323	..	15,884	5,542	20,180
Belgium	262	138	..	67	279	18,066	8,181	..	5,295	10,047
United States of America—										
Fld Atlantic Coast	1	7,404	..	..	..	62	3,08,371	..	..	..
Other Foreign Countries	1	..	..	..	..	53	78	..	..	..
TOTAL FOREIGN COUNTRIES	456	7,537	356	214	1,460	29,404	3,16,630	15,884	10,837	36,827
Share of Bengal	*388*	*7,549*	*356*	*12*	*236*	*15,069*	*3,40,749*	*15,476*	*3,218*	*15,060*
" *Bombay*	*1,330*	*326*	*18*	*72*	*1*	*91,395*	*23,657*	*4,006*	*5,911*	*631*
" *Sind*	*1,876*	*172*	*12*	*152*	*1,413*	*1,41,149*	*15,278*	*1,591*	*6,520*	*36,459*
" *Madras*	..	*82*	..	..	..	..	*2,577*	..	..	..
" *Burma*	*1*	*443*	*549*	*49*	*475*	*256*	*24,217*	*24,419*	*2,986*	*18,769*
TOTAL	3,579	8,842	935	285	2,175	2,48,769	4,06,478	48,492	18,635	70,740

No. 13—continued

ARTICLES, AND COUNTRIES OF CONSIGNMENT; ALSO SHARE OF EACH PROVINCE	QUANTITY					VALUE				
	1930-31	1931-32	1932-33	1933-34	1934-35	1930-31	1931-32	1932-33	1933-34	1934-35
GOVERNMENT STORES—*continued*						$	$	$	$	$
Metals and Ores—*continued*										
Copper—*continued*										
Total Copper—	Cwts.	Cwts.	Cwts.	Cwts.	Cwts.					
United Kingdom (*including* Channel Islands)	3,071	1,220	881	240	715					
Aden and Dependencies	52	2	..	2	..					
Canada via *Atlantic* Coast	..	..	..	..	2,241					
Commonwealth of Australia	..	1,220	..	..	..					
TOTAL *British Empire*	3,123	3,004	881	241	2,956					
Germany	102	..	264	147	1,181					
Belgium	202	122	..	67	2 9					
United States of America—*Via* Atlantic Coast	21,013	12,402	1	6,054	..					
" Pacific "	2	..	..	..	..					
Other Foreign Countries	1	..	..	..	..					
TOTAL *Foreign Countries*	23,470	12,628	267	6,268	1,440					
Share of Bengal	*22,126*	*12,241*	*267*	*6,005*	*2,127*					
" *Bombay*	*1,220*	*1,201*	*21*	*72*	*2*					
" *Sind*	*1,078*	*172*	*25*	*122*	*1,418*					
" *Madras*	..	*22*	..	..	..					
" *Burma*	*2*	*642*	*840*	*220*	*472*					
TOTAL	23,826	12,642	1,228	6,219	3,096					
From—	Tons	Tons	Tons	Tons	Tons					
Pig—										
United Kingdom (*including* Channel Islands)	1,778	..	10	10	..					
Belgium	48	..	..	..	..					
Share of Bengal	*1,800*	..	*20*	*10*	..					
" *Bombay*	*222*	..	..	..	..					
TOTAL	1,826	..	10	10	..					
Manufactured—	Tons	Tons	Tons	Tons	Tons					
Angle and tee, bolt and rod—										
United Kingdom (*including* Channel Islands)	127	22	107	21	12					
Other British Possessions	..	..	..	..	..					
TOTAL *British Empire*	127	22	107	21	12					
Germany	..	..	..	..	21					
Share of Bengal	*20*	..	*20*	..	..					
" *Burma*	*22*	*22*	*22*	*22*	*20*					
Protected	112	2	27	21	20					
Not protected	12	12	10	..	..					
TOTAL	127	22	107	21	20					
Bars and channels—	Tons	Tons	Tons	Tons	Tons					
United Kingdom (*including* Channel Islands)	21	2	20	100	42					
Aden and Dependencies	..	..	..	..	..					
TOTAL *British Empire*	21	2	20	100	42					
TOTAL *Foreign Countries*	..	2	..	..	..					
Share of Bengal	*24*	..	..	..	*22*					
" *Bombay*	*2*	*2*	..	..	..					
" *Sind*	..	..	..	*2*	*2*					
" *Madras*	*2*	..	*2*	..	*2*					
" *Burma*	..	*2*	*22*	*122*	..					
Protected	12	2	12	100	12					
Not protected	12	2	12	..	22					
TOTAL	22	2	22	100	42					
Total Iron—	Tons	Tons	Tons	Tons	Tons					
United Kingdom (*including* Channel Islands)	2,221	22	122	221	22					
Other British Possessions	..	..	..	..	..					
TOTAL *British Empire*	2,222	22	122	221	22					

(GOVERNMENT STORES)

No. 13—*continued*

ARTICLES, AND COUNTRIES OF CONSIGNMENT; ALSO SHARE OF EACH PROVINCE	Quantity					Value				
	1929-30	1930-31	1931-32	1932-33	1933-34	1929-30	1930-31	1931-32	1932-33	1933-34
						R	R	R	R	R
GOVERNMENT STORES— *continued*										
Metals and Ores—*continued*										
Iron—contd	Tons	Tons	Tons	Tons	Tons					
Total Iron—contd.										
Belgium	49	..	..	..	..	6,192	43	..	..	..
Other Foreign Countries	..	4	..	..	21	..	346	..	..	2,274
TOTAL FOREIGN COUNTRIES	49	4	..	..	21	6,192	389	..	..	2,274
Share of Bengal	*1,673*	..	*20*	*10*	*33*	*1,30,334*	*173*	*2,432*	*1,357*	*8,971*
,, *Bombay*	*228*	*1*	..	..	..	*26,600*	*305*	*22*	*72*	*5*
,, *Sind*	..	..	..	*1*	*9*	..	*19*	*9*	*304*	*1,275*
,, *Madras*	*2*	..	*1*	..	*3*	*309*	..	*152*	..	*712*
,, *Burma*	*77*	*26*	*125*	*210*	*39*	*12,657*	*4,240*	*15,468*	*23,454*	*4,589*
Protected	130	11	116	211	55	21,190	1,181	14,302	23,738	10,081
Not protected	1,860	16	30	10	29	1,49,260	3,556	3,781	1,459	5,474
TOTAL	1,990	27	146	221	84	1,70,450	4,737	18,083	25,197	15,555
Steel—										
Bars and Channel—	Tons	Tons	Tons	Tons	Tons					
United Kingdom (*including* Channel Islands)	1,030	1,356	2,208	352	779	2,65,779	1,65,104	2,56,055	47,987	1,14,816
Germany	8	..	16	..	45	1,247	..	2,449	11	4,733
Netherlands	..	699	..	..	..	..	59,547	..	..	..
Belgium	1,244	116	20	..	..	1,42,879	12,081	1,751	..	..
TOTAL FOREIGN COUNTRIES	1,252	815	36	..	45	1,44,126	71,628	4,200	11	4,733
Share of Bengal	*217*	*818*	..	..	*22*	*44,228*	*73,241*	..	*27*	*2,492*
,, *Bombay*	*1,345*	*69*	*4*	*4*	*2*	*1,58,930*	*8,951*	*763*	*4,264*	*520*
,, *Sind*	*1,565*	*1,114*	*1,286*	*254*	*367*	*1,95,832*	*1,34,935*	*1,35,383*	*29,389*	*45,605*
,, *Madras*	*2*	*34*	*20*	*51*	..	*813*	*9,242*	*1,781*	*6,696*	..
,, *Burma*	*53*	*36*	*932*	*43*	*433*	*10,102*	*10,363*	*1,22,328*	*7,623*	*70,882*
Protected	3,091	1,092	2,056	246	558	3,89,994	1,32,456	2,36,313	29,194	70,092
Not protected	91	1,079	186	106	266	19,911	1,04,276	23,942	18,804	49,457
TOTAL	3,182	2,171	2,242	352	824	4,09,905	2,36,732	2,60,255	47,998	1,19,549
Cast—	Tons	Tons	Tons	Tons	Tons					
United Kingdom (*including* Channel Islands)	9	8	8	..	..	10,787	8,237	6,395	373	..
TOTAL FOREIGN COUNTRIES	1	..	..	..	..	898	..	..	..	..
Share of Bengal	*9*	..	*2*	..	..	*9,975*	*1,867*	*2,730*	*373*	..
,, *Bombay*	..	*3*	*6*	..	..	*499*	*1,206*	*3,177*	..	..
,, *Sind*	*1*	..	..	..	..	*1,211*	*164*	*488*	..	..
TOTAL	10	3	8	..	..	11,685	3,237	6,395	373	..
Total Steel—	Tons	Tons	Tons	Tons	Tons					
United Kingdom (*including* Channel Islands)	1,039	1,359	2,214	352	779	2,76,566	1,68,341	2,62,450	48,360	1,14,816
Netherlands	..	699	..	..	..	..	59,547	..	..	..
Belgium	1,244	116	20	..	..	1,42,879	12,081	1,751	..	..
Other Foreign Countries	9	..	16	..	45	2,145	..	2,449	11	4,733
TOTAL FOREIGN COUNTRIES	1,253	815	36	..	45	1,45,024	71,628	4,200	11	4,733

No. 13—*continued*

ARTICLES, AND COUNTRIES OF CONSIGNMENT; ALSO SHARE OF EACH PROVINCE	QUANTITY					VALUE				
	1929-30	1930-31	1931-32	1932-33	1933-34	1929-30	1930-31	1931-32	1932-33	1933-34
GOVERNMENT STORES—*continued*										
Metals and Ores—*continued*						R	R	R	R	R
Steel—continued										
Total Steel—continued	Tons	Tons	Tons	Tons	Tons					
Share of Bengal	226	818	2	..	82	54,283	74,168	2,730	400	2,492
„ *Bombay*	1,145	72	10	6	2	1,69,429	10,157	2,900	4,264	340
„ *Sind*	1,566	1,116	1,986	256	86	1,97,011	1,74,099	1,34,871	19,349	61,851
„ *Madras*	2	84	29	51	..	313	9,341	1,711	6,504	..
„ *Burma*	53	86	932	63	613	10,101	10,361	1,92,321	7 [illegible]	70,181
Protected	3,091	1,092	2,056	246	558	3,80,994	1,82,456	2,36,113	29,194	70,093
Not protected	101	1,082	194	108	766	31,566	1,07,813	70,317	13,177	40,457
TOTAL	3,192	2,174	2,250	352	824	4,21,560	2,90,269	2,66,430	42,371	1,10,549
Iron or Steel—	Tons	Tons	Tons	Tons	Tons					
Anchors and cables—United Kingdom (*including* Channel Islands)	22	66	9	..	74	11,729	36,955	3,9[illegible]	..	3[illegible]
Straits Settlements	..	..	..	..	2	..	..	..	..	1[illegible]
TOTAL BRITISH EMPIRE	22	66	9	..	76	11,729	36,955	3,[illegible]	..	[illegible]
Share of Bengal	..	7	..	..	66	..	3,023	..	..	37,1[illegible]
„ *Bombay*	9	11	8	..	..	6,633	6,629	3,381	..	..
„ *Madras*	6	..	..	..	5	2,104	..	..	..	188
„ *Burma*	7	50	1	..	2	3,992	29,313	602	..	1,[illegible]
TOTAL	22	66	9	..	76	11,729	36,955	3,983	..	39,307
Hoops and Strips—United Kingdom (*including* Channel Islands)	Tons 39	Tons 46	Tons 6	Tons 4	Tons 4	10,149	10,457	1,802	577	721
Share of Bengal	24	15	3	6	6	7,167	3,264	811	677	121
„ *Bombay*	8	31	..	..	..	1,769	8,160	..	..	..
„ *Sind*	7	..	..	..	..	1,013	83	..	..	..
„ *Burma*	..	..	3	..	..	..	..	1,081	..	..
TOTAL	39	46	6	4	4	10,149	10,457	1,892	577	721
Nails, screws, rivets, and washers—	Tons	Tons	Tons	Tons	Tons					
United Kingdom (*including* Channel Islands)	105	30	31	49	162	27,629	25,695	30,717	15,949	40,[illegible]
Germany	102	..	..	..	..	18,090	..	84	..	..
Belgium	16	261	..	..	..	2,985	42,106	..	..	..
Other Foreign Countries	6	..	..	..	..	4,341	..	28	..	..
TOTAL FOREIGN COUNTRIES	124	261	..	..	..	25,366	42,106	92	..	..
Share of Bengal	44	..	2	..	1	11,676	448	1,668	110	811
„ *Bombay*	163	5	6	..	1	27,806	3,857	4,161	114	434
„ *Sind*	10	280	10	30	109	6,949	57,277	8,945	11,134	35,821
„ *Madras*	..	..	..	..	7	813	833	56	..	1,[illegible]
„ *Burma*	32	6	63	19	44	4,961	4,196	15,948	4,641	19,184
TOTAL	229	291	81	49	162	52,206	67,711	30,809	15,949	40,[illegible]
Nails and fish plates of steel or iron—	Tons	Tons	Tons	Tons	Tons					
United Kingdom (*including* Channel Islands)	2,036	211	8	118	276	2,51,094	44,111	1,306	21,049	[illegible],476
Germany	..	..	..	57	375	..	..	..	9,957	61,[illegible]
Netherlands	..	66	..	..	..	..	8,092	..	..	..
Belgium	499	76	..	..	..	60,490	9,457	..	..	..
TOTAL FOREIGN COUNTRIES	499	162	..	57	375	60,490	17,549	..	9,957	[illegible],[illegible]
Share of Bengal	2,097	7	..	..	..	2,53,977	1,[illegible]	..	..	..
„ *Bombay*	16	6	..	..	1	10,157	866	..	..	434
„ *Sind*	421	74	..	..	..	58,444	16,034	..	..	..
„ *Madras*	..	219	8	66	..	..	31,767	1,396	6,[illegible]	..
„ *Burma*	..	67	..	139	611	..	20,000	..	14,[illegible]	1,[illegible]
Protected	2,460	343	8	146	546	3,11,[illegible]	56,160	1,396	35,[illegible]	61,[illegible]
Not protected	75	30	..	59	107	11,046	[illegible],850	..	5,[illegible]	37,[illegible]
TOTAL	2,535	373	8	205	649	3,22,[illegible]	61,[illegible]	1,[illegible]	41,[illegible]	1,[illegible]

(GOVERNMENT STORES)

No. 13—*continued*

ARTICLES, AND COUNTRIES OF CONSIGNMENT; ALSO SHARE OF EACH PROVINCE	QUANTITY					VALUE				
	1929-30	1930-31	1931-32	1932-33	1933-34	1929-30	1930-31	1931-32	1932-33	1933-34
						R	R	R	R	R
GOVERNMENT STORES—*contd.*										
Metals and Ores—*continued*										
***Iron or Steel*—continued**	Tons	Tons	Tons	Tons	Tons					
Sheets and plates (*including* galvanised and tinned plates)—										
United Kingdom (*including* Channel Islands) .	1,303	968	539	180	319	2,28,874	1,87,786	1,01,380	28,426	49,456
Germany . . .	4	..	218	..	..	925	..	25,584	..	..
Other Foreign Countries .	..	..	..	..	..	91	102	..	..	..
TOTAL FOREIGN COUNTRIES	4	..	218	..	..	1,016	102	25,584	..	..
Share of Bengal . .	*10*	*89*	..	*5*	*16*	*4,156*	*13,580*	*212*	*2,243*	*6,268*
" *Bombay* .	*261*	*116*	*30*	*2*	..	*69,172*	*40,393*	*8,185*	*781*	..
" *Sind* . .	*726*	*345*	*32*	*62*	*159*	*92,358*	*47,381*	*8,921*	*9,468*	*24,050*
" *Madras* . .	*5*	*69*	*11*	*17*	*6*	*2,543*	*15,396*	*1,945*	*3,383*	*1,410*
" *Burma* . .	*305*	*349*	*684*	*94*	*138*	*61,661*	*71,168*	*1,07,721*	*2,553*	*18,728*
Protected . . .	1,260	736	708	158	208	2,18,513	1,30,698	1,16,447	24,634	44,944
Not protected . . .	47	232	49	22	21	11,377	57,190	10,517	3,792	4,512
TOTAL	1,307	968	757	180	319	2,29,890	1,87,888	1,26,964	28,426	49,456
Sleepers and keys of iron or steel—	Tons	Tons	Tons	Tons	Tons					
United Kingdom (*including* Channel Islands) . .	856	87	..	..	..	2,87,702	35,374	..	..	51
Germany	1	..	..	..	..	161	..	..	..	..
Netherlands . . .	..	65	..	..	..	..	8,243	..	..	..
Belgium	7,609	..	..	..	..	7,72,547	..	..	..	..
Italy (*including* Fiume) .	803	..	..	..	..	1,78,942	..	..	..	..
TOTAL FOREIGN COUNTRIES	8,473	65	..	..	..	9,46,650	8,243	..	..	..
Share of Bombay . .	*768*	*87*	..	..	..	*2,46,623*	*35,313*	..	..	..
" *Sind* . . .	*8,561*	..	..	..	..	*9,87,789*	*61*	..	..	..
" *Madras* . .	..	*65*	..	..	..	..	*8,243*	..	..	..
" *Burma* . . .	..	..	..	..	..	..	..	..	..	*51*
Protected . . .	7,011	15	..	..	..	9,31,648	5,963	..	..	51
Not protected . .	1,418	137	..	..	..	3,02,704	37,654	..	..	..
TOTAL .	9,329	152	..	..	..	12,34,352	43,617	..	..	51
Wire—	Tons	Tons	Tons	Tons	Tons					
United Kingdom (*including* Channel Islands) .	109	26	25	101	27	50,132	14,717	15,509	17,486	7,360
Germany . . .	1,062	..	..	1	31	1,91,224	60	..	495	4,084
Belgium . . .	19	47	5	..	..	3,329	7,264	915	..	..
Other Foreign Countries .	12	..	..	..	..	900	..	2	..	..
TOTAL FOREIGN COUNTRIES	1,093	47	5	1	31	1,95,453	7,324	917	495	4,084
Share of Bengal . .	*353*	..	..	*36*	..	*66,695*	*1,386*	*311*	*5,386*	*93*
" *Bombay* . .	*461*	*7*	..	*11*	..	*96,263*	*2,791*	*273*	*2,523*	*114*
" *Sind* . .	*461*	*14*	*16*	*52*	*36*	*82,567*	*7,911*	*8,795*	*8,5252*	*6,684*
" *Madras* . .	..	*16*	..	..	..	..	*7,950*	..	*169*	..
" *Burma* .	*8*	*6*	*14*	*3*	*22*	*1,060*	*2,063*	*7,047*	*1,378*	*4,564*
Protected . . .	..	..	..	101	36	162	..	..	17,162	7,491
Not protected . . .	1,286	73	30	1	22	2,45,433	22,041	16,426	829	3,963
TOTAL	1,285	73	30	102	58	2,45,535	22,041	16,426	17,981	11,444

No. 13—*continued*

ARTICLES, AND COUNTRIES OF CONSIGNMENT; ALSO SHARE OF EACH PROVINCE	Quantity					Value				
	1929-30	1930-31	1931-32	1932-33	1933-34	1929-30	1930-31	1931-32	1932-33	1933-34
GOVERNMENT STORES—*continued*						R	R	R	R	R
Metals and Ores—*continued*										
Iron or Steel—continued										
Other manufactures of iron or steel—	Tons	Tons	Tons	Tons	Tons					
United Kingdom (*including* Channel Islands) . .	9,781	4,004	3,833	405	748	25,10,923	16,70,075	12,09,259	3,19,735	7,18,106
Germany . . .	166	5	44	37	12	30,450	513	7,572	4,351	3,095
Belgium . . .	2,575	2,726	491	131	3	2,59,347	3,63,708	56,859	17,184	674
Austria . . .	71	2	..	..	..	27,347	1,982	..	..	..
Italy (*including* Fiume) .	33	..	..	..	..	6,697	..	..	..	..
United States of America—										
Vid Atlantic Coast .	62	1	3	..	..	77,051	1,488	6,528	..	..
,, Pacific ,, .	..	14	..	..	..	..	2,496	..	..	..
Other Foreign Countries .	..	1	..	..	..	..	290	..	..	..
TOTAL FOREIGN COUNTRIES	2,907	2,549	538	168	15	5,00,592	3,71,178	69,959	21,119	3,769
Share of Bengal . .	*2,061*	*623*	*391*	*173*	*7*	*4,61,937*	*98,113*	*52,147*	*14,144*	*3,916*
,, *Bombay* . .	*837*	*215*	*104*	..	*13*	*2,82,306*	*1,80,504*	*14,398*	*606*	*3,318*
,, *Sind* . .	*8,064*	*5,883*	*2,548*	*249*	*159*	*13,75,049*	*16,77,073*	*3,74,512*	*60,377*	*67,190*
,, *Madras* . .	*139*	*70*	*8*	*60*	*160*	*50,160*	*32,387*	*2,926*	*21,317*	*59,146*
,, *Burma* . .	*1,557*	*552*	*1,373*	*104*	*461*	*3,41,964*	*1,13,490*	*2,54,877*	*25,664*	*1,90,889*
Protected . .	8,556	3,386	2,079	491	689	17,28,745	5,09,520	3,40,892	94,856	1,88,015
Not protected . .	4,182	3,767	2,292	82	114	12,83,470	15 31,930	9,38,196	43,998	24,586
TOTAL .	12,688	7,153	4,371	573	803	30,11,815	20,41,450	12,79,088	1,38,854	2,12,600
Total Iron or Steel—	Tons	Tons	Tons	Tons	Tons					
United Kingdom (*including* Channel Islands) . .	14,334	6,040	4,501	857	1,649	33,80,176	20,23,377	13,64,076	3 10,742	4,13,016
Straits Settlements . .	..	..	..	..	2	..	..	..	..	1,200
TOTAL BRITISH EMPIRE .	14,334	6,040	4,501	857	1,651	33,80,176	20,23,377	13,64,076	3,10,742	4,14,216
Germany . . .	1,335	91	262	125	418	2,40,850	8,687	31,250	14,773	54,662
Netherlands . . .	..	141	..	..	..	..	17,700	..	..	..
Belgium	10,778	2,834	496	131	3	12,07,648	4,13,078	57,774	17,748	478
Italy (*including* Fiume) .	836	..	..	..	..	1,80,730	..	..	..	..
Austria	71	2	..	..	..	27,347	1,982	..	..	..
United States of America—										
Vid Atlantic Coast .	62	1	3	..	..	77,051	1,488	6,528	..	..
,, Pacific ,, . .	..	14	..	..	..	..	2,496	..	..	..
Other Foreign Countries .	18	1	..	..	..	5,241	290	..	..	..
TOTAL FOREIGN COUNTRIES	13,100	3,084	761	256	421	17,28,867	4,46,102	96,552	32,521	55,140
Share of Bengal . .	*4,596*	*861*	*396*	*219*	*94*	*8,66,744*	*1,19,904*	*55,146*	*17,860*	*67,129*
,, *Bombay* . .	*2,501*	*673*	*148*	*13*	*26*	*7,37,723*	*2,16,402*	*40,276*	*3,811*	*4,704*
,, *Sind* . .	*18,253*	*6,606*	*2,481*	*393*	*463*	*31,04,139*	*18,03,786*	*3,91,583*	*39,846*	*1,01,775*
,, *Madras* . .	*150*	*439*	*87*	*173*	*151*	*55,640*	*89,886*	*6,312*	*21,481*	*43,948*
,, *Burma* . .	*1,936*	*1,060*	*2,893*	*386*	*1,318*	*4,16,960*	*3,42,385*	*3,87,271*	*77,914*	*2,76,140*
Protected . . .	20,187	4,490	2,746	896	1,569	31,90,180	7,02,121	6,6-,643	1 72,065	3,19,163
Not protected . .	7,247	4,644	2,687	217	501	14,29,908	17,69,752	10,01,973	7-,714	1,90,-82
TOTAL .	27,434	9,134	5,262	1,113	2,071	51,19,043	24,72,079	14,80,,16	2,1 ,,78	5,,9,,,,
Lead—										
Pig—	Cwts.	Cwts.	Cwts.	Cwts.	Cwts.					
United Kingdom (*including* Channel Islands) .	..	10	80	439	2,1		1,2	804	4,501	1,661
Share of Bengal . .	..	..	20	2,	..	..	—	1,6	4,..	..
,, *Sind* . .	..	10	60	..	..	..	116	6,8	..	..
,, *Burma* . .	..	..	..	419	2,1	..	..	..	4,101	1,661
TOTAL .	..	10	80	4 9	2,1	..	1,9	8,6	6,,,6	1,661

No. 13—*continued*

ARTICLES, AND COUNTRIES OF CONSIGNMENT; ALSO SHARE OF EACH PROVINCE	QUANTITY					VALUE				
	1929-30	1930-31	1931-32	1932-33	1933-34	1929-30	1930-31	1931-32	1932-33	1933-34
						R	R	R	R	R
GOVERNMENT STORES—*continued*										
Metals and Ores—*continued*										
Lead—continued										
Wrought—										
Sheets, pipes and tubes—	Cwts.	Cwts.	Cwts.	Cwts.	Cwts.					
United Kingdom (*including* Channel Islands)	542	248	45	226	199	12,382	5,195	1,070	2,926	2,951
Share of Bengal	*12*	..	..	..	..	*233*	..	..	..	..
,, *Bombay*	*195*	..	..	..	*6*	*5,657*	*1*	..	..	*203*
,, *Sind*	..	..	*2*	*226*	*158*	..	..	*408*	*2,926*	*2,320*
,, *Madras*	*154*	*226*	*43*	..	..	*3,117*	*3,853*	*662*	..	..
,, *Burma*	*181*	*22*	..	..	*35*	*3,375*	*1,341*	..	..	*428*
TOTAL	512	248	45	226	199	12,382	5,195	1,070	2,926	2,951
Other sorts—	Cwts.	Cwts.	Cwts.	Cwts.	Cwts.					
United Kingdom (*including* Channel Islands)	32	506	21	6	4	948	6,392	995	210	135
Germany	172	..	..	..	..	6,537	..	..	..	..
Share of Bengal	..	..	..	..	..	..	..	..	..	*11*
,, *Bombay*	*177*	..	*19*	*6*	*4*	*6,749*	..	*772*	*210*	*124*
,, *Sind*	*20*	*40*	*2*	..	..	*479*	*591*	*223*	..	..
,, *Burma*	*7*	*466*	..	..	..	*252*	*5,801*	..	..	..
TOTAL	204	506	21	6	4	7,480	6,392	995	210	135
Total Lead—	Cwts.	Cwts.	Cwts.	Cwts.	Cwts.					
United Kingdom (*including* Channel Islands)	574	764	146	671	403	13,325	11,726	2,871	7,639	5,087
Germany	172	..	..	..	..	6,537	..	..	..	..
Share of Bengal	*13*	..	*20*	*20*	..	*233*	..	*208*	*322*	*11*
,, *Bombay*	*372*	..	*19*	*6*	*10*	*12,406*	*1*	*772*	*210*	*327*
,, *Sind*	*20*	*60*	*64*	*226*	*158*	*479*	*730*	*1,329*	*2,925*	*2,320*
,, *Madras*	*154*	*226*	*43*	..	..	*3,117*	*3,853*	*662*	..	..
,, *Burma*	*188*	*488*	..	*419*	*235*	*3,627*	*7,142*	..	*4,182*	*2,429*
TOTAL	746	764	146	671	403	19,862	11,726	2,871	7,639	5,087
Tin—										
Unwrought (blocks, ingots, bars, and slabs)—	Cwts.	Cwts.	Cwts.	Cwts.	Cwts.					
United Kingdom (*including* Channel Islands)	143	1,001	..	..	2	21,568	94,335	..	..	374
Straits Settlements	5,370	3,767	3,120	1,710	1,910	6,75,309	2,65,812	2,71,625	1,58,272	2,84,227
TOTAL BRITISH EMPIRE	5,513	3,768	3,120	1,710	1,912	6,96,877	3,60,147	2,71,625	1,58,272	2,84,601
Share of Bengal	*5,370*	*3,467*	*2,950*	*1,460*	*1,749*	*6,75,309*	*3,20,914*	*2,43,656*	*1,28,585*	*2,58,702*
,, *Bombay*	*120*	*121*	..	*160*	..	*18,071*	*14,402*	..	*16,.64*	..
,, *Sind*	*3*	..	..	..	*2*	*432*	..	..	..	*374*
,, *Burma*	*20*	*180*	*170*	*50*	*170*	*3,065*	*24,831*	*27,570*	*13,023*	*25,525*
TOTAL	5,513	3,768	3,120	1,710	1,912	6,96,877	3,60,147	2,71,625	1,58,272	2,84,601
Wrought (*including* plates or Sheets, not *being* tinned iron)—	Cwts.	Cwts.	Cwts.	Cwts.	Cwts.					
United Kingdom (*including* Channel Islands)	36	71	..	104	497	4,111	6,567	18	12,232	1,02,212
Share of Bengal	..	..	..	..	*8*	..	..	..	..	*4,509*
,, *Bombay*	*36*	*71*	..	*104*	*489*	*4,111*	*6,567*	*12*	*12,232*	*97,343*
,, *Sind*	..	..	..	..	..	..	..	..	..	*60*
,, *Madras*	..	..	..	..	..	..	..	*6*	..	..
TOTAL	36	71	..	104	497	4,111	6,567	18	12,232	1,02,212

No. 13—*continued*

ARTICLES, AND COUNTRIES OF CONSIGNMENT; ALSO SHARE OF EACH PROVINCE	QUANTITY					VALUE				
	1929-30	1930-31	1931-32	1932-33	1933-34	1929-30	1930-31	1931-32	1932-33	1933-34
GOVERNMENT STORES—*continued*										
Metals and Ores—*continued*						R	R	R	R	R
Total Tin—										
United Kingdom (*including* Channel Islands)	Cwts. 179	Cwts. 1,072	Cwts. ..	Cwts. 104	Cwts. 499	25,679	1,00,[illegible]	18	1,[illegible]	1,[illegible]
Straits Settlements	5,370	2,767	3,120	1,710	1,910	6,75,[illegible]	2,6[illegible]	2,71,625	1,6[illegible]	2,[illegible]
TOTAL BRITISH EMPIRE	5,549	3,839	3,120	1,814	2,409	7,00,[illegible]	3,66,716	2,71,643	1,70,[illegible]	3,[illegible]
Share of Bengal	*5,370*	*3,467*	*2,950*	*1,656*	*1,748*	*6,75,[illegible]*	*3,20,[illegible]*	*2,63,[illegible]*	*1,[illegible]*	*2,[illegible]*
„ Bombay	*158*	*192*	..	*264*	*489*	*21,132*	*20,[illegible]*	*18*	*[illegible]*	*[illegible]*
„ Sind	*3*	..	..	..	*2*	*432*	..	..	..	*[illegible]*
„ Madras	..	..	..	..	..	..	..	6	..	..
„ Burma	*20*	*180*	*170*	*90*	*170*	*5,065*	*[illegible]*	*[illegible]*	*[illegible]*	*[illegible]*
TOTAL	5,549	3,839	3,120	1,814	2,409	7,00,[illegible]	3,66,716	2,71,643	1,70,[illegible]	3,[illegible]
Zinc or Spelter, wrought or manufactured—	Cwts.	Cwts.	Cwts.	Cwts.	Cwts.					
United Kingdom (*including* Channel Islands)	358	290	25	1	69	7,935	7,005	393	65	1,111
Commonwealth of Australia	..	2,040	..	..	..	..	28,034	..	..	..
TOTAL BRITISH EMPIRE	358	2,330	25	1	69	7,935	35,729	393	65	1,111
Germany	..	400	..	19	..	..	8,407	..	270	6
Other Foreign Countries	229	41	113	33	33	5,330	588	1,[illegible]	450	[illegible]
TOTAL FOREIGN COUNTRIES	229	441	113	52	33	5,330	8,990	1,[illegible]	720	[illegible]
Share of Bengal	*3*	*2,040*	..	..	..	*360*	*28,[illegible]*	..	..	*[illegible]*
„ Bombay	*475*	*400*	*1*	*1*	..	*10,[illegible]*	*8,[illegible]*	*32*	*[illegible]*	*[illegible]*
„ Sind	..	*182*	..	..	*33*	*[illegible]*	*5,[illegible]*	..	..	*[illegible]*
„ Madras	..	*29*	..	..	..	..	*1,[illegible]*	..	..	..
„ Burma	*109*	*120*	*137*	*53*	*69*	*2,[illegible]*	*2,[illegible]*	*1,[illegible]*	*[illegible]*	*[illegible]*
TOTAL	587	2,771	138	53	102	13,[illegible]	44,[illegible]	1,[illegible]	[illegible]	[illegible]
Metals and Ores, unenumerated—	Cwts.	Cwts.	Cwts.	Cwts.	Cwts.					
United Kingdom (*including* Channel Islands)	2,233	2,536	1,941	318	764	1,05,[illegible]	98,034	43,[illegible]	34,[illegible]	[illegible]
Aden and Dependencies	12	2	..	1	..	1,214	[illegible]	..	[illegible]	..
Commonwealth of Australia	..	5,960	..	..	..	..	[illegible]	..	..	..
TOTAL BRITISH EMPIRE	2,246	[illegible],498	1,941	319	764	1,07,029	1,76,[illegible]	43,[illegible]	34,[illegible]	[illegible]
Belgium	720	..	..	..	..	30,444	[illegible]	..	[illegible]	..
Iraq	..	27	..	..	..	..	[illegible]	..	..	..
China (*exclusive of* Hongkong and Macao)	6,392	..	..	..	7,940	1,[illegible]	..	..	..	[illegible]
Other Foreign Countries	1	..	2	..	1	[illegible]	[illegible]	[illegible]	[illegible]	[illegible]
TOTAL FOREIGN COUNTRIES	7,113	27	2	..	7,941	1,80,479	[illegible]	[illegible]	[illegible]	[illegible]
Share of Bengal	*7,179*	*6,[illegible]*	*377*	*116*	*8,[illegible]*	*1,97,[illegible]*	*1,[illegible]*	*[illegible]*	*[illegible]*	*[illegible]*
„ Bombay	*1,[illegible]*	*393*	*96*	*20*	*61*	*84,[illegible]*	*39,[illegible]*	*17,[illegible]*	*[illegible]*	*[illegible]*
„ Sind	*311*	*486*	*25*	*10*	*29*	*21,[illegible]*	*23,[illegible]*	*[illegible]*	*[illegible]*	*[illegible]*
„ Madras	*7*	..	*17*	*6*	*7*	*[illegible]*	*[illegible]*	*[illegible]*	*[illegible]*	*[illegible]*
„ Burma	*491*	*955*	*538*	*93*	*41*	*[illegible]*	*[illegible]*	*[illegible]*	*[illegible]*	*[illegible]*
TOTAL	9,357	8,525	1,043	245	[illegible]	2,97,[illegible]	1,[illegible]	[illegible]	[illegible]	[illegible]

(GOVERNMENT STORES)

No. 13—*continued*

ARTICLES, AND COUNTRIES OF CONSIGNMENT; ALSO SHARE OF EACH PROVINCE	QUANTITY					VALUE				
	1929-30	1930-31	1931-32	1932-33	1933-34	1929-30	1930-31	1931-32	1932-33	1933-34
GOVERNMENT STORES—*continued*										
Metals and Ores—*concluded*						R	R	R	R	R
Total Metals and Ores—	Tons	Tons	Tons	Tons	Tons					
United Kingdom (*including* Channel Islands)	18,550	7,728	6,967	1,805	2,634	42,24,805	25,15,887	17,42,681	3,59,760	8,35 343
Aden and Dependencies	3	1	..	..	..	8,514	268	155	426	5
Straits Settlements	268	138	156	85	97	6,75,309	2,65,812	2,71,650	1,58,272	2,86,126
Canada—										
Via Atlantic Coast	..	..	..	..	146	..	..	..	..	72,652
Commonwealth of Australia	..	480	..	..	..	..	1,80,965	..	..	..
TOTAL BRITISH EMPIRE	18,821	8,347	7,123	1,890	2,877	49,08,628	29,62,932	20,14,486	5,18,458	11,94,126
Germany	1,361	115	298	134	671	2,59,176	17,823	53,471	21,153	1,01,214
Netherlands	..	840	..	..	..	..	77,360	40	..	..
Belgium	12,131	2,959	522	136	10	14,00,977	4,33,980	61,027	23,503	8,985
Italy (*including* Fiume)	837	..	..	..	..	1,81,891	..	..	..	..
Austria	71	2	..	..	..	27,347	1,983	..	..	..
Iraq	..	1	..	..	..	..	5,445	..	..	..
China (*exclusive* of Hongkong and Macão)	320	..	..	..	397	1,59,801	..	..	..	1,10,267
United States of America—										
Via Atlantic Coast	1,313	971	3	308	..	15,20,911	7,35,946	6,179	1,83,137	209
,, Pacific ,,	..	14	..	..	..	126	3,496	..	..	..
Other Foreign Countries	19	1	..	..	..	5,304	290	..	..	37
TOTAL FOREIGN COUNTRIES	16,052	4,903	823	573	987	35,55,623	12,76,323	1,20,717	2,27,853	2,30,662
Share of Bengal	*3,393*	*2,965*	*603*	*615*	*825*	*33,20,804*	*14,13,231*	*3,61,499*	*3,53,305*	*6,09,869*
,, *Bombay*	*4,268*	*699*	*164*	*35*	*44*	*11,27,843*	*3,95,691*	*1,06,583*	*51,394*	*1,14,681*
,, *Sind*	*19,934*	*7,765*	*3,890*	*672*	*964*	*34,75,764*	*19,83,131*	*10,49,239*	*1,50,923*	*2,28,474*
,, *Madras*	*166*	*538*	*51*	*184*	*184*	*65,856*	*1,08,097*	*13,785*	*47,727*	*66,646*
,, *Burma*	*2,113*	*1,983*	*3,218*	*657*	*1,847*	*4,73,954*	*3,34,205*	*6,04,097*	*1,42,962*	*4,05,315*
TOTAL	34,873	13,250	7,946	2,103	3,864	84,64,251	42,39,255	21,35,203	7,16,311	14,24,788
Paper and Pasteboard—										
Paper—										
Printing paper—	Cwts.	Cwts.	Cwts.	Cwts.	Cwts.					
United Kingdom (*including* Channel Islands)	9,670	9,595	5,810	3,147	4,668	11,67,769	11,46,166	7,10,611	2,72,986	4,07,069
Italy (*including* Fiume)	956	72	..	..	546	18,287	869	..	..	4,777
Other Foreign Countries	..	214	116	135	71	..	4,168	1,550	1,488	524
TOTAL FOREIGN COUNTRIES	956	286	116	135	617	18,287	5,027	1,550	1,488	5,301
Share of Bengal	*932*	*1,653*	*1,496*	*658*	*933*	*41,131*	*1,00,307*	*94,512*	*43,951*	*41,580*
,, *Bombay*	*7,839*	*6,734*	*3,641*	*1,696*	*2,768*	*10,94,234*	*9,82,372*	*5,82,841*	*1,80,976*	*3,47,330*
,, *Sind*	*183*	*570*	*68*	*565*	*36*	*9,846*	*34,386*	*3,436*	*38,618*	*1,983*
,, *Madras*	*1,373*	*670*	*687*	*150*	*1,416*	*31,150*	*29,160*	*23,204*	*7,853*	*20,086*
,, *Burma*	*244*	*249*	*134*	*214*	*83*	*4,695*	*4,468*	*3,168*	*3,076*	*1,356*
Protected	9,717	9,861	5,843	3,181	4,620	11,67,359	11,49,443	7,09,919	2,73,288	4,06,139
Not Protected	909	20	83	101	605	18,697	1,750	2,242	1,186	6,231
TOTAL	10,626	9,881	5,926	3,282	5,225	11,81,056	11,51,193	7,12,161	2,74,474	4,12,370
Writing paper and envelopes—	Cwts.	Cwts.	Cwts.	Cwts.	Cwts.					
United Kingdom (*including* Channel Islands)	9,138	7,902	3,740	1,760	1,391	5,89,459	4,31,520	2,65,029	1,30,413	95,593
Germany	19	1,379	125	716	450	311	39,707	3,114	16,169	',269
Belgium	1,834	..	..	..	..	26,906	..	..	..	..
Italy (*including* Fiume)	3,103	6,797	..	..	..	67,697	1,63,008	..	..	..
Austria	1,568	..	..	..	..	1,33,264	..	..	..	..
Other Foreign Countries	..	3	1	..	..	..	1,701	173	..	..
TOTAL FOREIGN COUNTRIES	6,114	8,179	126	716	450	2,28,177	2,04,406	3,287	16,169	7,269

No. 13—*continued*

ARTICLES, AND COUNTRIES OF CONSIGNMENT; ALSO SHARE OF EACH PROVINCE	Quantity					Value				
	1929-30	1930-31	1931-32	1932-33	1933-34	1929-30	1930-31	1931-32	1932-33	1933-34
GOVERNMENT STORES—*continued*										
Paper and Pasteboard—*continued*										
Writing paper and envelopes—*continued*	Cwts.	Cwts.	Cwts.	Cwts.	Cwts.					
Share of Bengal	*2,619*	*4,486*	*2,338*	*1,347*	*1,319*	*1,41,961*	*1,71,839*	*1,12,151*	*1,09,1[illegible]*	*[illegible],041*
„ Bombay	*11,750*	*10,596*	*1,127*	*241*	*365*	*6,07,845*	*4,17,766*	*[illegible]0,129*	*17,121*	*[illegible],114*
„ Sind	*11*	*3*	*7*	*226*	..	*1,[illegible]*	*1,701*	*741*	*9,[illegible]*	
„ Madras	*655*	*479*	*149*	*338*	*105*	*30,790*	*20,063*	*[illegible]3,786*	*14,701*	*[illegible],021*
„ Burma	*157*	*219*	*25*	*77*	*29*	*11,181*	*16,127*	*1,[illegible]48*	*[illegible],[illegible]*	*[illegible],[illegible]*
Protected	14,955	16,012	3,737	2,368	1,758	7,[illegible],833	6,[illegible],019	[illegible],[illegible]7,[illegible]	[illegible],[illegible],[illegible]	[illegible],[illegible]
Not Protected	297	69	129	108	83	[illegible],[illegible]	[illegible],[illegible]	[illegible],[illegible]77	[illegible],[illegible]	[illegible],[illegible]
TOTAL	15,252	16,081	3,866	[illegible],[illegible]	1,[illegible]	6,17,[illegible]	6,[illegible],[illegible]	[illegible],[illegible],[illegible]	[illegible],[illegible],[illegible]	[illegible],[illegible]
Other kinds of paper—										
United Kingdom (*including* Channel Islands)	Cwts. 3,696	Cwts. 1,749	Cwts. 7,058	Cwts. 1,691	Cwts. [illegible],[illegible]80	3,75,188	2,[illegible],[illegible]47	1,90,[illegible]9[illegible]	1,[illegible],[illegible]26	[illegible],[illegible]08
Union of South Africa	.. [illegible]	..	..	..	..	..	..	..	..	[illegible]
TOTAL BRITISH EMPIRE	3,696	1,749	7,058	1,691	[illegible],[illegible]0	375,188	[illegible],[illegible]47	[illegible],[illegible]09[illegible]	[illegible],[illegible],426	[illegible],[illegible]07
Sweden	963	1,346	545	1,736	185	15,392	18,572	14,502	18,382	[illegible],[illegible]2
Norway	..	413	..	108	..	..	5,604	..	1,236	..
Denmark	..	..	..	3	..	..	..	..	186	..
Germany	7,206	10,862	3,720	419	1,080	1,61,639	1,66,187	[illegible],[illegible]87	[illegible],[illegible]26	21,741
Netherlands	420	..	..	..	..	6,664	..	..	..	..
Belgium	94	434	..	14	2	5,838	[illegible],[illegible]18	..	[illegible]24	125
Italy (*including* Fiume)	..	547	..	..	..	..	8,518	..	..	..
TOTAL FOREIGN COUNTRIES	8,683	13,602	4,265	2,240	1,267	1,89,883	2,08,879	77,179	87,734	21,931
Share of Bengal	*5,773*	*11,193*	*2,561*	*365*	*1,191*	*2,17,745*	*1,96,495*	*78,[illegible]94*	*[illegible],[illegible]*	*[illegible],[illegible]*
„ Bombay	*3,935*	*2,814*	*2,338*	*1,268*	*983*	*1,19,606*	*[illegible],237*	*[illegible],537*	*[illegible],117*	*[illegible],[illegible]*
„ Sind	*1,922*	*639*	*1,740*	*148*	*108*	*1,94,434*	*1,56,[illegible]*	*[illegible],134*	*[illegible],[illegible]*	*[illegible],[illegible]*
„ Madras	*689*	*645*	*[illegible],232*	*99*	*64*	*[illegible],774*	*[illegible],[illegible]*	*[illegible],[illegible]*	*[illegible],[illegible]*	*[illegible],[illegible]*
„ Burma	*60*	*69*	*162*	*91*	*61*	*[illegible],759*	*[illegible],[illegible]*	*[illegible],[illegible]*	*[illegible],[illegible]*	*[illegible],[illegible]*
TOTAL	[illegible] 12,379	15,851	[illegible],[illegible]	[illegible],[illegible]	[illegible],[illegible]	[illegible],[illegible],[illegible]	[illegible],[illegible],[illegible]	[illegible],[illegible],[illegible]	[illegible],[illegible],[illegible]	[illegible],[illegible],[illegible]
Pasteboard, millboard and cardboard of all kinds—										
United Kingdom (*including* Channel Islands)	Cwts. 29,609	Cwts. 27,036	Cwts. 12,688	Cwts. 13,918	Cwts. 13,468	[illegible],[illegible],[illegible]	[illegible],[illegible],[illegible]	[illegible],[illegible],[illegible]	[illegible],[illegible],[illegible]	[illegible],[illegible],[illegible]
Germany	130	[illegible],090	749	[illegible],[illegible]84	298	[illegible],[illegible]12	[illegible],[illegible]42	[illegible],[illegible]68	[illegible],[illegible]12	[illegible],[illegible]69
Netherlands	[illegible],741	[illegible],[illegible]66	[illegible],[illegible]49	[illegible],[illegible]00	[illegible],[illegible]16	[illegible],[illegible]98	[illegible],[illegible]84	[illegible],[illegible]68	[illegible],[illegible]20	[illegible],[illegible]82
Other Foreign Countries	8	23	..	..	9	140	491	..	..	[illegible],[illegible]81
TOTAL FOREIGN COUNTRIES	[illegible],[illegible]79	[illegible],[illegible]79	[illegible],[illegible]98	[illegible],[illegible]84	[illegible],[illegible]18	[illegible],[illegible]50	[illegible],[illegible]67	[illegible],[illegible]28	[illegible],[illegible]81	[illegible],[illegible]11
Share of Bengal	*47*	*[illegible]06*	*[illegible]67*	*[illegible]6*	*[illegible]76*	*[illegible],[illegible]35*	*[illegible],[illegible]10*	*[illegible],[illegible]15*	*[illegible]15*	*[illegible],[illegible]20*
„ Bombay	*[illegible],[illegible]044*	*[illegible],[illegible]931*	*[illegible],[illegible]250*	*[illegible],[illegible]178*	*[illegible],[illegible]607*	*[illegible],[illegible],[illegible]242*	*[illegible],[illegible],[illegible]206*	*[illegible],[illegible],[illegible]079*	*[illegible],[illegible],[illegible]868*	*[illegible],[illegible],[illegible]211*
„ Sind	*[illegible]*	*[illegible]*	*[illegible]*	*[illegible]1*	*[illegible]75*	*[illegible],[illegible]80*	*[illegible]*	*[illegible]*	*[illegible],[illegible]16*	*[illegible],[illegible],[illegible]70*
„ Madras	*[illegible],[illegible]908*	*[illegible],[illegible]975*	*[illegible],[illegible]192*	*[illegible]*	*[illegible],[illegible]820*	*[illegible],[illegible],[illegible]954*	*[illegible],[illegible],[illegible]193*	*[illegible],[illegible],[illegible]179*	*[illegible],[illegible]621*	*[illegible],[illegible],[illegible]813*
„ Burma	*[illegible],[illegible]489*	*[illegible],[illegible]903*	*[illegible],[illegible]757*	*[illegible],[illegible],[illegible]004*	*[illegible],[illegible]703*	*[illegible],[illegible],[illegible]308*	*[illegible],[illegible],[illegible]018*	*[illegible],[illegible],[illegible]681*	*[illegible],[illegible],[illegible]678*	*[illegible],[illegible],[illegible]486*
TOTAL	[illegible],[illegible]488	[illegible],[illegible]915	[illegible],[illegible]336	[illegible],[illegible]208	[illegible],[illegible]686	[illegible],[illegible],[illegible]160	[illegible],[illegible],[illegible]466	[illegible],[illegible],[illegible]707	[illegible],[illegible],[illegible]872	[illegible],[illegible],[illegible]610
Total value of Paper and Pasteboard—										
United Kingdom (*including* Channel Islands)	—	—	—	—	—	[illegible],[illegible],[illegible]288	[illegible],[illegible],[illegible]082	[illegible],[illegible],[illegible]183	[illegible],[illegible],[illegible]486	[illegible],[illegible],[illegible]047
Union of South Africa	—	—	—	—	—	..	..	..	..	[illegible]
TOTAL BRITISH EMPIRE	—	—	—	—	—	[illegible],[illegible],[illegible]276	[illegible],[illegible],[illegible]082	[illegible],[illegible],[illegible]183	[illegible],[illegible],[illegible]486	[illegible],[illegible],[illegible]054
Sweden	—	—	—	—	—	[illegible],[illegible]92	[illegible],[illegible]76	[illegible],[illegible]52	[illegible],[illegible]618	[illegible],[illegible]958
Norway	—	—	—	—	—	..	[illegible],[illegible]04	..	[illegible],[illegible]236	..
Germany	—	—	—	—	—	[illegible],[illegible],[illegible]902	[illegible],[illegible],[illegible]078	[illegible],[illegible]211	[illegible],[illegible]276	[illegible],[illegible]179
Netherlands	—	—	—	—	—	[illegible],[illegible]92	[illegible],[illegible]046	[illegible],[illegible]416	[illegible],[illegible]220	[illegible],[illegible]2
Belgium	—	—	—	—	—	[illegible],[illegible]743	[illegible],[illegible]976	..	[illegible]25	[illegible],[illegible]
Italy (*including* Fiume)	—	—	—	—	—	[illegible],[illegible]134	[illegible],[illegible],[illegible]096	..	..	[illegible],[illegible]777
Austria	—	—	—	—	—	[illegible],[illegible]354	..	[illegible]04	..	..
Other Foreign Countries	—	—	—	—	—	..	[illegible],[illegible]701	[illegible]78	[illegible]84	[illegible]24
TOTAL FOREIGN COUNTRIES	—	—	—	—	—	[illegible],[illegible],[illegible]307	[illegible],[illegible],[illegible]879	[illegible],[illegible],[illegible]139	[illegible],[illegible]1[illegible]	[illegible],[illegible]612

(GOVERNMENT STORES)

No. 13—*continued*

ARTICLES, AND COUNTRIES OF CONSIGNMENT; ALSO SHARE OF EACH PROVINCE	QUANTITY					VALUE				
	1929-30	1930-31	1931-32	1932-33	1933-34	1929-30	1930-31	1931-32	1932-33	1933-34
						R	R	R	R	R
GOVERNMENT STORES—*continued*										
Paper and Pasteboard—*continued*										
Total value of Paper and Pasteboard—continued.										
Share of Bengal	—	—	—	—	—	*4,04,065*	*4,71,351*	*3,48,959*	*1,79,682*	*1,42,036*
,, *Bombay*	—	—	—	—	—	*22,87,169*	*19,03,971*	*9,12,567*	*4,85,670*	*5,92,753*
,, *Sind*	—	—	—	—	—	*2,06,713*	*2,01,164*	*42,325*	*64,043*	*22,945*
,, *Madras*	—	—	—	—	—	*1,23,670*	*1,00,621*	*1,34,934*	*32,333*	*44,536*
,, *Burma*	—	—	—	—	—	*25,976*	*29,824*	*20,536*	*21,361*	*9,900*
Protected	—	—	—	—	—	19,50,192	17,82,462	9,74,658	4,13,958	5,04,425
Not Protected	—	—	—	—	—	10,91,401	9,24,469	4,86,663	3,09,131	3,15,045
TOTAL	—	—	—	—	—	30,47,593	27,06,931	14,59,321	7,83,089	8,19,470
Printing and Lithographing materials (*excluding paper*)—										
United Kingdom (*including* Channel Islands)	—	—	—	—	—	4,20,876	3,17,028	1,00,650	1,15,168	77,090
United States of America—										
Via Atlantic Coast	—	—	—	—	—	51,528	2,202	3,683	16,711	3,092
Other Foreign Countries	—	—	—	—	—	..	1,295	2,815	..	215
TOTAL FOREIGN COUNTRIES	—	—	—	—	—	51,528	3,497	6,498	16,711	3,307
Share of Bengal	—	—	—	—	—	*54,623*	*44,662*	*36,525*	*53,763*	*42,502*
,, *Bombay*	—	—	—	—	—	*2,34,622*	*1,56,348*	*28,419*	*36,167*	*9,088*
,, *Sind*	—	—	—	—	—	*83,692*	*96,424*	*22,678*	*9,572*	*11,643*
,, *Madras*	—	—	—	—	—	*8,649*	*12,404*	*9,385*	*6,925*	*4,740*
,, *Burma*	—	—	—	—	—	*50,818*	*11,687*	*10,141*	*19,346*	*13,024*
TOTAL	—	—	—	—	—	4,72,404	3,20,525	1,07,148	1,31,870	80,997
Stationery (*excluding paper*)—										
United Kingdom (*including* Channel Islands)	—	—	—	—	—	4,88,986	3,32,264	3,03,372	1,33,033	94,164
Other British Possessions	—	—	—	—	—	..	457	20	12	..
TOTAL BRITISH EMPIRE	—	—	—	—	—	4,88,986	3,32,721	3,03,392	1,33,045	94,164
Germany	—	—	—	—	—	883	11,201	1,706	6,907	1,783
Netherlands	—	—	—	—	—	5,500	16,623	10,229	..	197
Other Foreign Countries	—	—	—	—	—	202	1,719	2,216	3,609	288
TOTAL FOREIGN COUNTRIES	—	—	—	—	—	6,585	29,543	14,151	10,516	2,268
Share of Bengal	—	—	—	—	—	*1,34,493*	*1,24,695*	*2,07,299*	*71,554*	*29,228*
,, *Bombay*	—	—	—	—	—	*1,55,766*	*53,748*	*19,952*	*28,323*	*25,815*
,, *Sind*	—	—	—	—	—	*78,078*	*94,799*	*9,416*	*6,868*	*2,804*
,, *Madras*	—	—	—	—	—	*68,503*	*53,964*	*41,655*	*21,528*	*15,047*
,, *Burma*	—	—	—	—	—	*28,731*	*35,058*	*51,221*	*16,888*	*21,138*
Protected	—	—	—	—	—	17,153	23,853	27,757	12,380	23,141
Not Protected	—	—	—	—	—	4,78,418	3,33,411	2,94,786	1,31,781	70,291
TOTAL	—	—	—	—	—	4,95,571	3,62,264	3,22,543	1,44,161	96,432
Telegraphs, materials for construction of—										
United Kingdom (*including* Channel Islands)	—	—	—	—	—	4,769	67	3,054	143	6,510
Bahrein Islands	—	—	—	—	—	..	2,650	..	..	..
TOTAL BRITISH EMPIRE	—	—	—	—	—	4,769	2,717	3,054	143	6,510

No. 13—continued

ARTICLES, AND COUNTRIES OF CONSIGNMENT; ALSO SHARE OF EACH PROVINCE	Quantity					Value				
	1880-81	1881-82	1882-83	1883-84	1884-85	1880-81	1881-82	1882-83	1883-84	1884-85
GOVERNMENT STORES—continued						R	R	R	R	R
Telegraphs, materials for construction of—continued										
Germany	—	—	—	—	—	15,045	..	6,484	..	..
Persia	—	—	—	—	—	6,282	289	..	..	..
Other foreign Countries	—	—	—	—	—	5,145	6,705	5,000	..	..
TOTAL FOREIGN COUNTRIES	—	—	—	—	—	26,472	6,944	7,484	..	..
Share of Bengal	—	—	—	—	—	4,412	67	6,000	..	..
" Bombay	—	—	—	—	—	15,042	..	..	140	6,640
" Sind	—	—	—	—	—	6,120	7,200	..	..	..
" Madras	—	—	—	—	—	5,882	1,444	5,000	..	..
TOTAL	—	—	—	—	—	30,748	8,778	10,168	140	6,640
Textiles—										
Cotton—										
Manufactures—										
Hosiery—										
United Kingdom (including Channel Islands)	—	—	—	—	—	..	..	1,245	..	..
United States of America—										
Via Atlantic Coast	—	—	—	—	—	2	..	..	..	..
Share of Bombay	—	—	—	—	—	2	..	1,245	..	..
Piece goods—										
Grey (unbleached)—										
United Kingdom (including Channel Islands)	Yards 3,071	Yards 3,550	Yards 4,000	Yards 1,015	Yards 150	3,705	3,077	2,450	461	141
Share of Bengal	2,470	..	20	..	150	2,445	..	60	..	141
" Bombay	4,201	3,554	4,040	2,015	..	4,271	3,108	2,271	461	..
" Burma	..	7,550	..	..	..	..	7,452	..	..	..
TOTAL	3,071	3,550	4,060	2,015	150	3,705	3,077	2,450	461	141
White (bleached)—										
United Kingdom (including Channel Islands)	Yards 20,000	Yards 47,570	Yards 115,540	Yards 68,404	Yards 150,000	24,407	8,007	10,110	6,000	20,010
Share of Bengal	12,455	42,570	100,455	53,070	51,444	5,105	5,200	5,012	5,250	6,000
" Bombay	5,760	5,000	607	140	51,240	5,012	5,070	201	250	20,000
" Sind	257	257	5,000	..	..	5,007	60	4,070	..	..
" Madras	21,000	60	5,000	5,000	..	6,070	201	5,207	1,000	..
" Burma	5,000	600	200	60	6,000	201	600	60	60	5,770
TOTAL	20,000	47,570	115,540	68,404	150,000	24,407	8,007	10,110	6,000	20,010
Coloured, printed, or dyed—										
United Kingdom (including Channel Islands)	Yards 1,000,000	1,000,000	100,000	200,000	94,110	6,27,000	2,00,000	60,000	6,10,000	20,000
Other British Possessions	..	..	200	200	..	..	..	200	200	..
TOTAL IMPORTS	1,000,000	1,000,000	100,000	200,000	94,110	6,27,000	2,00,200	60,000	1,10,000	20,000

(GOVERNMENT STORES)

No. 13—*continued*

ARTICLES, AND COUNTRIES OF CONSIGNMENT; ALSO SHARE OF EACH PROVINCE	QUANTITY					VALUE				
	1929-30	1930-31	1931-32	1932-33	1933-34	1929-30	1930-31	1931-32	1932-33	1933-34
GOVERNMENT STORES— *continued*	Yards	Yards	Yards	Yards	Yards	R	R	R	R	R
Textiles—*continued*										
Cotton—*continued*										
Piece-goods—*continued*										
Coloured, printed or dyed—*continued*										
Manufactures—continued										
Share of Bengal	*94,910*	*637,790*	*77,685*	*309,418*	*31,079*	*93,983*	*2,05,950*	*45,378*	*1,04,143*	*14,406*
„ *Bombay*	*1,684*	*2,507*	*910*	*4,130*	*592*	*3,321*	*6,828*	*538*	*2,329*	*836*
„ *Sind*	*2,126*	*11,619*	*1,073*	*366*	*20*	*1,698*	*6,050*	*755*	*224*	*48*
„ *Madras*	*762,969*	*774,682*	*81,615*	*30,993*	*55,183*	*2,16,085*	*1,65,150*	*17,806*	*5,081*	*10,082*
„ *Burma*	*4,975*	*7,220*	*1,328*	*4,910*	*7,244*	*3,571*	*4,760*	*1,970*	*2,499*	*4,322*
TOTAL	866,064	1,333,818	168,511	349,842	94,118	3,17,658	3,85,738	66,447	1,14,276	29,694
Other sorts of manufactures (*including* handkerchiefs and shawls in the piece)—										
United Kingdom (*including* Channel Islands)	—	—	—	—	—	1,38,789	1,90,070	2,70,154	1,60,152	1,64,063
Other British Possessions	—	—	—	—	—	520	..	..	436	147
TOTAL BRITISH EMPIRE	—	—	—	—	—	1,39,309	1,90,070	2,70,154	1,60,587	1,64,810
China (*exclusive* of Hong-kong and Macáo)	—	—	—	—	—	..	..	..	15,477	..
Other Foreign Countries	—	—	—	—	—	13	..	..	..	..
TOTAL FOREIGN COUNTRIES	—	—	—	—	—	13	..	..	15,477	..
Share of Bengal	—	—	—	—	—	*96,406*	*96,126*	*6,478*	*60,001*	*16,379*
„ *Bombay*	—	—	—	—	—	*5,491*	*12,011*	*2,28,790*	*1,00,158*	*1,30,091*
„ *Sind*	—	—	—	—	—	*23,510*	*60,385*	*15,313*	*6,474*	*5,066*
„ *Madras*	—	—	—	—	—	*7,970*	*14,743*	*13,663*	*1,282*	*640*
„ *Burma*	—	—	—	—	—	*6,945*	*7,714*	*5,910*	*8,149*	*11,824*
TOTAL	—	—	—	—	—	1,39,322	1,90,979	2,70,154	1,76,064	1,64,810
Total Value of Cotton goods (including *Twist and Yarn*)	—	—	—	—	—	*4,78,165*	*5,89,381*	*3,59,684*	*2,97,164*	*2,33,157*
Flax—										
Manufactures—										
Canvas—	Yards	Yards	Yards	Yards	Yards					
United Kingdom (*including* Channel Islands)	247,475	331,977	126,046	35,484	18,341	3,76,941	4,77,731	81,283	25,051	10,764
Germany	..	92,376	..	..	..	..	1,22,829	..	..	..
Belgium	..	20,986	..	..	..	..	29,175	..	..	..
TOTAL FOREIGN COUNTRIES	..	113,362	..	..	..	..	1,52,004	..	..	..
Share of Bengal	*195,861*	*423,852*	*94,616*	*13,863*	*9,347*	*3,05,160*	*6,01,922*	*66,970*	*7,992*	*3,267*
„ *Bombay*	*14,600*	*18,990*	*21,094*	*8,437*	..	*22,548*	*17,613*	*15,490*	*5,466*	..
„ *Sind*	*1,385*	*3,345*	*4,762*	*1,216*	..	*2,667*	*7,963*	*4,305*	*1,114*	..
„ *Madras*	*1,118*	*250*	..	*100*	*300*	*1,343*	*343*	..	*91*	*271*
„ *Burma*	*34,811*	*2,672*	*5,574*	*11,869*	*8,694*	*45,226*	*1,997*	*5,518*	*10,388*	*7,226*
TOTAL	247,675	448,339	126,046	35,484	18,341	3,76,941	6,29,738	81,283	25,051	10,764
Piece-goods—	Yards	Yards	Yards	Yards	Yards					
United Kingdom (*including* Channel Islands)	125,618	140,273	25,294	49,184	30,296	89,172	82,856	11,661	22,871	15,063
Share of Bengal	*60,113*	*65,512*	..	*40*	*29,012*	*41,026*	*42,798*	..	*78*	*11,866*
„ *Bombay*	*13,815*	*10,737*	*25,294*	*49,144*	*1,284*	*14,613*	*11,331*	*11,661*	*22,793*	*3,197*
„ *Sind*	*52,690*	..	..	..	..	*33,534*	..	..	..	..
„ *Madras*	..	*64,024*	..	..	..	..	*28,727*	..	..	..
TOTAL	125,618	140,273	25,294	49,184	30,296	89,172	82,856	11,661	22,871	15,063
Other sorts (*including* bags and sacks)—										
United Kingdom (*including* Channel Islands)	—	—	—	—	—	56,467	69,872	52,420	56,338	31,770
Other British Possessions	—	—	—	—	—	30	..	..	..	..
TOTAL BRITISH EMPIRE	—	—	—	—	—	56,497	69,872	52,420	56,338	31,770
TOTAL FOREIGN COUNTRIES	—	—	—	—	—	56	4,343	..	..	1,635

No. 13—*continued*

ARTICLES, AND COUNTRIES OF CONSIGNMENT; ALSO SHARE OF EACH PROVINCE	QUANTITY					VALUE				
	1929-30	1930-31	1931-32	1932-33	1933-34	1929-30	1930-31	1931-32	1932-33	1933-34
GOVERNMENT STORES—*continued*						Rs	Rs	Rs	Rs	Rs
Textiles—*continued*										
Flax—*continued*										
Manufactures—continued										
Other sorts (*including* bags and sacks)—*continued*										
Share of Bengal	—	—	—	—	—	27,166	9,952	7,577	1,218	2,257
" *Bombay*	—	—	—	—	—	55,488	6,744	2,991	37,200	3,643
" *Sind*	—	—	—	—	—	10,849	54,744	37,499	15,696	24,319
" *Madras*	—	—	—	—	—	2,191	2,989	1,673	1,471	556
" *Burma*	—	—	—	—	—	856	631	2,779	37	491
TOTAL	—	—	—	—	—	96,553	74,218	52,420	56,323	31,466
Total value of Flax (including *Twist and Yarn*)	—	—	—		—	8,22,666	7,80,869	1,46,364	1,04,285	50,232
Wool—										
Manufactures—										
Hosiery—	Lbs.	Lbs.	Lbs.	Lbs.	Lbs.					
United Kingdom (*including* Channel Islands)	415	..	100	25	401	1,570	..	1,230	172	911
Share of Bombay	*415*	..	*100*	*25*	*401*	*1,570*	..	*1,230*	*172*	*911*
Piecegoods—	Yards	Yards	Yards	Yards	Yards					
United Kingdom (*including* Channel Islands)	330,207	336,618	518,209	593,250	304,537	11,88,596	6,79,060	6,70,870	7,11,554	3,45,278
Share of Bengal	*513,571*	*310,518*	*177,378*	*429,098*	*38,246*	*11,38,966*	*6,49,459*	*5,13,761*	*5,31,537*	*30,997*
" *Bombay*	*5,856*	*20,187*	*274,661*	*161,913*	*196,655*	*11,139*	*15,726*	*3,27,637*	*1,75,453*	*2,91,461*
" *Sind*	*6,940*	*1,510*	*58,262*	*346*	*59,295*	*42,198*	*6,113*	*3,47,640*	*6,677*	*1,16,706*
" *Madras*	*3,818*	*3,403*	*32*	*1,333*	*739*	*6,215*	*3,067*	*87*	*1,462*	*644*
" *Burma*	*86*	*1,000*	*7,676*	*513*	*9,564*	*96*	*4,720*	*21,945*	*1,715*	*96,210*
TOTAL	330,207	336,618	518,209	593,250	304,537	11,88,596	6,79,060	6,70,870	7,11,554	3,45,278
Other sorts—	Lbs.	Lbs.	Lbs.	Lbs.	Lbs.					
United Kingdom (*including* Channel Islands)	30,105	28,174	8,746	8,652	21,147	1,14,764	78,104	22,441	12,807	37,838
Other British Possessions	..	..	..	10	..	..	..	..	12	..
TOTAL BRITISH EMPIRE	30,105	28,174	8,746	8,662	21,147	1,14,764	78,104	22,441	12,819	37,838
TOTAL FOREIGN COUNTRIES	451	535	..	1,043	..	736	1,294	..	611	..
Share of Bengal	*3,334*	*3,373*	*3,505*	*4,118*	*3,646*	*15,187*	*21,036*	*9,177*	*3,641*	*9,810*
" *Bombay*	*1,970*	*10,067*	*4,190*	*3,584*	*11,587*	*6,068*	*21,010*	*11,176*	*10,710*	*13,760*
" *Sind*	*23,031*	*9,416*	*246*	*42*	*4,790*	*90,152*	*58,603*	*686*	*231*	*12,046*
" *Madras*	..	..	..	—	*40*	..	..	..	..	*184*
" *Burma*	*2,221*	*353*	*216*	*1,669*	*1,984*	*6,161*	*761*	*761*	*3,415*	*3,934*
TOTAL	30,556	28,709	8,746	9,706	21,147	1,18,468	79,380	22,441	23,131	37,838
Total value of Wool	—	—	—	—	—	*13,01,864*	*8,58,468*	*6,91,811*	*7,15,157*	*4,21,819*
Vehicles, *excluding* locomotives, etc., for railways—										
Carriages and Carts (excluding *railway carriages*), and parts thereof—										
United Kingdom (*including* Channel Islands)	—	—	—	—	—	73,357	1,66,102	8,970	91,021	1,81,942

(GOVERNMENT STORES)

No. 13—*continued*

ARTICLES, AND COUNTRIES OF CONSIGNMENT; ALSO SHARE OF EACH PROVINCE	Quantity					Value				
	1929-30	1930-31	1931-32	1932-33	1933-34	1929-30	1930-31	1931-32	1932-33	1933-34
						R	R	R	R	R
GOVERNMENT STORES—*continued*										
Vehicles, *excluding* **locomotives, etc., for railways—***continued*										
Share of Bengal	—	—	—	—	—	*1,713*	*3,536*	..	*3,933*	*3,278*
„ *Bombay*	—	—	—	—	—	*764*	*25,297*	..	*6,678*	..
„ *Sind*	—	—	—	—	—	*11,739*	..	*4,928*	*61,191*	*1,32,164*
„ *Madras*	—	—	—	—	—	..	..	..	..	*42*
„ *Burma*	—	—	—	—	—	*7,141*	*75 969*	*4,042*	*9,829*	*368*
Protected	—	—	—	—	—	883	13,598	..	288	42
Not protected	—	—	—	—	—	20,524	91,504	8,970	81,243	1,35,800
TOTAL	—	—	—	—	—	21,357	1,05,102	8,970	81,531	1,35,842
Carriages and parts for Railways—										
United Kingdom (*including* Channel Islands)	—	—	—	—	—	16,80,864	13,63,206	6,08,788	2,39,492	1,33,596
Other British Possessions	—	—	—	—	—	..	..	1,045	4,020	2,858
TOTAL BRITISH EMPIRE	—	—	—	—	—	16,80,864	13,63,206	6,09,833	2,43,512	1,36,454
Sweden	—	—	—	—	—	43,091	45,405	..	206	..
Germany	—	—	—	—	—	1,46,060	21,213	1,33,849	37,150	65,298
Netherlands	—	—	—	—	—	33,088	..	..	..	..
Belgium	—	—	—	—	—	2,48,599	2,56,935	21,318	..	55,410
Italy (*including* Fiume)	—	—	—	—	—	2,38,499	2,35,731	4,65,773	26,864	11,997
United States of America—										
Vid Atlantic Coast	—	—	—	—	—	..	151	..	..	..
TOTAL FOREIGN COUNTRIES	—	—	—	—	—	7,09,337	5,59,435	6,20,940	64,220	1,32,705
Share of Bengal	—	—	—	—	—	*12,45,750*	*8,22,805*	*7,97,913*	*38,207*	*10,573*
„ *Bombay*	—	—	—	—	—	*7,44,598*	*5,76,467*	*87,958*	*8,333*	*42,621*
„ *Sind*	—	—	—	—	—	*3,98,855*	*3,80,335*	*1,28,157*	*2,24,605*	*1,02,100*
„ *Burma*	—	—	—	—	—	..	*1,43,037*	*2,16,746*	*36,587*	*1,13,866*
TOTAL	—	—	—	—	—	23,90,201	19,22,641	12,30,778	3,07,732	2,69,159
Wagons and parts for Railways—										
United Kingdom (*including* Channel Islands)	—	—	—	—	—	8,88,766	5,23,238	53,316	7,059	12,863
Germany	—	—	—	—	—	..	42,471	38,494	5,897	15,181
Netherlands	—	—	—	—	—	502	..	..	..	..
Belgium	—	—	—	—	—	2,51,861	14,579	22,295	3,206	26,622
Italy (*including* Fiume)	—	—	—	—	—	..	52,907	22,453	..	..
TOTAL FOREIGN COUNTRIES	—	—	—	—	—	2,52,363	1,09,957	83,242	9,103	41,803
Share of Bengal	—	—	—	—	—	*7,54,689*	*97,702*	..	*13,031*	*5,584*
„ *Bombay*	—	—	—	—	—	*3,01,644*	*2,429*	..	*1,540*	..
„ *Sind*	—	—	—	—	—	*84,856*	*3,89,729*	*91,472*	*1,591*	*48,330*
„ *Burma*	—	—	—	—	—	..	*1,43,245*	*45,086*	..	*3,762*
TOTAL	—	—	—	—	—	11,41,129	6,33,105	1,36,558	16,162	54,666
Ships, parts of **(including** ***Launches and Boats*****)—**										
United Kingdom (*including* Channel Islands)	—	—	—	—	—	10,307	4,06,281	10,212	48,654	11,521
Other British Possessions	—	—	—	—	—	400	..	..	..	200
TOTAL BRITISH EMPIRE	—	—	—	—	—	10,707	4,06,281	10,212	48,654	11,721
Share of Bengal	—	—	—	—	—	..	..	*8,863*	..	..
„ *Bombay*	—	—	—	—	—	*227*	..	*1,349*	..	*200*
„ *Sind*	—	—	—	—	—	*400*	*261*	..	..	*9,504*
„ *Madras*	—	—	—	—	—	..	..	..	*48,654*	*1,379*
„ *Burma*	—	—	—	—	—	*10,070*	*4,06,020*	..	..	*638*
TOTAL	—	—	—	—	—	10,707	4,06,281	10,212	48,654	11,721

No. 13—*continued*

ARTICLES, AND COUNTRIES OF CONSIGNMENT; AND SHARE OF EACH PROVINCE	Quantity					Value				
	1929-30	1930-31	1931-32	1932-33	1933-34	1929-30	1930-31	1931-32	1932-33	1933-34
						R	R	R	R	R
GOVERNMENT STORES— *continued*										
Vehicles, *excluding* locomotives, etc., for railways—*concluded*										
Other kinds—										
United Kingdom (*including* Channel Islands)	—	—	—	—	—	1,24,20,823	2,27,60,873	93,81,814	68,26,903	20,32,817
Ceylon (*excluding* Maldives)	—	—	—	—	—	..	..	325	..	3,301
Straits Settlements	—	—	—	—	—	376	..	6,370	..	..
TOTAL BRITISH EMPIRE	—	—	—	—	—	1,24,21,197	2,27,60,873	93,88,489	68,26,903	20,66,118
Italy (*including* Fiume)	—	—	—	—	—	6,504	..	..	..	..
Iraq	—	—	—	—	—	6,69,402	62,106	5	..	14,738
Persia	—	—	—	—	—	21,270	..	..	..	..
Egypt	—	—	—	—	—	55,935	14,724	..	..	10,406
Other Foreign Countries	—	—	—	—	—	1,371	934	402	153	..
TOTAL FOREIGN COUNTRIES	—	—	—	—	—	8,44,482	77,856	407	153	25,138
Share of Bengal	—	—	—	—	—	*146*	*6,432*	*60,102*	*18,124*	*11,195*
" *Bombay*	—	—	—	—	—	*83,59,439*	*85,49,573*	*4,28,312*	*4,64,991*	*1,66,760*
" *Sind*	—	—	—	—	—	*75,97,956*	*1,92,49,425*	*38,73,048*	*48,41,938*	*20,35,491*
" *Madras*	—	—	—	—	—	*7,946*	*32,266*	*912*	*1,046*	..
" *Burma*	—	—	—	—	—	*296*	*3,030*	*6,330*	..	..
TOTAL	—	—	—	—	—	1,29,65,679	2,28,38,729	93,88,868	93,87,146	20,93,256
Total Value of Vehicles, excluding locomotives, etc., for railways	—	—	—	—	—	1,65,29,073	2,59,05,948	1,07,48,870	67,81,226	34,64,644
All other articles— *Unmanufactured—*										
United Kingdom (*including* Channel Islands)	—	—	—	—	—	5,06,020	80,036	3,54,504	2,16,837	58,758
Ceylon (*excluding* Maldives)	—	—	—	—	—	73	..	105	98	8,881
Straits Settlements	—	—	—	—	—	..	93	7,095	800	63
Commonwealth of Australia	—	—	—	—	—	13,81,657	12,29,093	12,77,950	..	8,99,616
Other British Possessions	—	—	—	—	—	7	..	..	186	15
TOTAL BRITISH EMPIRE	—	—	—	—	—	18,88,366	12,89,222	16,39,748	2,17,941	9,01,115
Germany	—	—	—	—	—	2,000	1,194	21,994	1,128	5
Belgium	—	—	—	—	—	615	1,12,050	..	..	..
Italy (*including* Fiume)	—	—	—	—	—	18,291	28	..	..	..
Persia	—	—	—	—	—	24,06,667	30,04,170	26,96,800	30,81,340	13,11,987
Siam	—	—	—	—	—	..	18,803	3,264	..	..
Egypt	—	—	—	—	—	..	1,867	60,210	..	..
United States of America—Pld Atlantic Coast	—	—	—	—	—	3,331	3,11,366	1,905	5,39,716	11,110
" Pacific "	—	—	—	—	—	..	518	..	..	..
Other Foreign Countries	—	—	—	—	—	3,014	426	..	331	6,319
TOTAL FOREIGN COUNTRIES	—	—	—	—	—	27,23,208	43,51,422	27,84,167	28,22,616	13,17,443
Share of Bengal	—	—	—	—	—	*16,63,164*	*13,52,431*	*16,14,294*	*8,672*	*9,12,257*
" *Bombay*	—	—	—	—	—	*10,48,936*	*14,13,276*	*6,97,196*	*5,31,[illegible]*	*3,46,315*
" *Sind*	—	—	—	—	—	*23,19,093*	*25,53,612*	*22,94,561*	*22,48,160*	*10,12,046*
" *Madras*	—	—	—	—	—	*1,130*	*1,454*	*2,746*	*10,994*	*1,006*
" *Burma*	—	—	—	—	—	*451*	*501*	*[illegible]*	*343*	*144*
TOTAL	—	—	—	—	—	54,11,744	54,60,444	[illegible]	[illegible]	[illegible]

(GOVERNMENT STORES)

No. 13—*continued*

ARTICLES, AND COUNTRIES OF CONSIGNMENT; ALSO SHARE OF EACH PROVINCE	QUANTITY					VALUE				
	1929-30	1930-31	1931-32	1932-33	1933-34	1929-30	1930-31	1931-32	1932-33	1933-34
						R	R	R	R	R
GOVERNMENT STORES— *continued*										
All other articles—*continued*										
Manufactured—										
United Kingdom (*including* Channel Islands)	—	—	—	—	—	18,25,354	17,07,527	10,63,461	7,23,481	7,00,244
Gibraltar	—	—	—	—	—	20,856	..	..	..	..
Ceylon (*excluding* Maldives)	—	—	—	—	—	29,548	32,802	22,201	24,869	9,249
Straits Settlements	—	—	—	—	—	24,586	90	2,801	19	17
Hongkong	—	—	—	—	—	35,731	..	..	..	..
Union of South Africa	—	—	—	—	—	5,042	..	10	..	..
Commonwealth of Australia	—	—	—	—	—	1,67,990	91,712	1,20,844	76,220	32,930
Other British Possessions	—	—	—	—	—	904	58	388	2,670	383
TOTAL BRITISH EMPIRE	—	—	—	—	—	16,10,011	18,32,189	12,09,205	8,27,259	7,48,883
Germany	—	—	—	—	—	29,540	16,410	22,233	10,382	10,015
Netherlands	—	—	—	—	—	43,455	28,215	18,702	..	152
France	—	—	—	—	—	1,454	20,250	..	550	431
Switzerland	—	—	—	—	—	..	74,121	..	5	15
Italy (*including* Fiume)	—	—	—	—	—	..	25,677	1,233	5,578	1,313
Austria	—	—	—	—	—	6,075	..	..	..	..
Turkey, Asiatic (*including* Smyrna)	—	—	—	—	—	7,537	12,060	..	..	..
Java	—	—	—	—	—	4,68,937	4,78,104	2,56,893	77,478	..
Egypt	—	—	—	—	—	18,085	..	..	..	..
United States of America—*Vid* Atlantic Coast	—	—	—	—	—	11,316	2,415	4,433	3,971	1,089
„ Pacific „	—	—	—	—	—	..	110	169	135	..
Argentine Republic (*including* the Atlantic Coast of Patagonia)	—	—	—	—	—	..	..	..	..	9,716
Other Foreign Countries	—	—	—	—	—	3,090	3,508	2,112	3,282	2,000
TOTAL FOREIGN COUNTRIES	—	—	—	—	—	5,90,389	6,60,870	3,06,775	1,01,376	25,331
Share of Bengal	—	—	—	—	—	*4,42,879*	*4,31,456*	*3,35,292*	*1,92,480*	*1,30,440*
„ *Bombay*	—	—	—	—	—	*7,64,241*	*8,73,957*	*4,29,683*	*2,01,659*	*1,63,393*
„ *Sind*	—	—	—	—	—	*7,25,380*	*9,21,273*	*5,46,970*	*4,50,716*	*3,82,032*
„ *Madras*	—	—	—	—	—	*1,68,665*	*1,62,360*	*1,12,457*	*41,181*	*77,718*
„ *Burma*	—	—	—	—	—	*99,235*	*1,04,016*	*91,578*	*42,584*	*60,137*
TOTAL	—	—	—	—	—	22,00,400	24,93,059	15,15,980	9,28,635	7,74,214
Total value of Government Stores—										
United Kingdom (*including* Channel Islands)	—	—	—	—	—	6,36,47,311	6,48,45,285	3,17,05,741	2,00,72,981	1,45,15,338
Gibraltar	—	—	—	—	—	20,856	..	..	..	
Aden and Dependencies	—	—	—	—	—	11,977	20,844	1,790	2,803	1,396
Ceylon (*excluding* Maldives)	—	—	—	—	—	31,017	33,217	23,207	25,273	53,707
Straits Settlements	—	—	—	—	—	7,03,954	2,66,505	2,89,408	1,64,540	2,99,876
Honakong	—	—	—	—	—	35,731	568	..	..	..
Union of South Africa	—	—	—	—	—	5,049	10,159	10	..	1
Canada *vid* Atlantic Coast	—	—	—	—	—	..	..	..	..	75,545
Commonwealth of Australia	—	—	—	—	—	15,50,288	15,01,770	13,98,294	77,188	9,32,406
Other British Possessions	—	—	—	—	—	3,353	2,771	1,736	4,608	75
TOTAL BRITISH EMPIRE	—	—	—	—	—	6,60,10,436	6,76,81,118	3,34,20,186	2,03,47,448	1,58,78,394

No. 13—*concluded*

ARTICLES, AND COUNTRIES OF CONSIGNMENT; ALSO SHARE OF EACH PROVINCE	QUANTITY					VALUE				
	1929-30	1930-31	1931-32	1932-33	1933-34	1929-30	1930-31	1931-32	1932-33	1933-34
						R	R	R	R	R
GOVERNMENT STORES—*concluded*										
Total value of Government Stores—*continued*										
Sweden	—	—	—	—	—	62,046	1,02,672	28,194	44,046	3,260
Norway	—	—	—	—	—	..	8,694	..	1,236	..
Germany	—	—	—	—	—	81,61,145	49,87,776	87,26,257	5,45,400	14,46,962
Netherlands	—	—	—	—	—	1,29,124	1,72,520	1,04,214	28,041	22,782
Belgium	—	—	—	—	—	29,53,955	22,24,619	9,13,400	1,28,560	2,28,627
France	—	—	—	—	—	26,399	31,556	6,395	2,424	20,871
Switzerland	—	—	—	—	—	2,500	74,181	..	410	10,206
Italy (*including* Fiume)	—	—	—	—	—	33,49,955	20,87,848	7,79,184	1,62,654	1,70,441
Austria	—	—	—	—	—	1,69,635	8,456	8,861	100	52,318
Hungary	—	—	—	—	—	..	..	..	..	90,062
Turkey, Asiatic (*including* Smyrna)	—	—	—	—	—	7,537	12,000	8,125	..	127
Iraq	—	—	—	—	—	4,02,251	1,38,107	25,622	68	18,166
Persia	—	—	—	—	—	37,25,198	39,06,617	28,96,379	20,81,550	13,11,907
Java	—	—	—	—	—	4,68,037	4,78,104	2,54,893	77,472	1,122
Siam	—	—	—	—	—	..	18,902	8,248	..	..
China (exclusive of Hong-kong and Macão)	—	—	—	—	—	1,66,961	24,589	4,706	81,748	1,18,511
Egypt	—	—	—	—	—	74,507	1,55,719	40,453	..	10,448
United States of America—										
Vid Atlantic Coast	—	—	—	—	—	23,27,504	14,44,290	7,65,658	8,44,850	76,290
„ Pacific „	—	—	—	—	—	776	31,016	6,897	2,242	892
Argentine Republic (*excluding* Atlantic Coast of Patagonia)	—	—	—	—	—	..	..	..	..	9,716
Other Foreign Countries	—	—	—	—	—	3,228	8,484	[illegible]3,128	3,545	8,820
TOTAL FOREIGN COUNTRIES	—	—	—	—	—	2,10,94,712	1,60,07,961	92,94,245	39,87,[illegible]471	35,96,884
Share of Bengal	—	—	—	—	—	2,91,16,904	1,73,25,669	82,28,221	40,80,[illegible]73	45,76,956
„ „ *Bombay*	—	—	—	—	—	2,92,53,932	1,84,37,343	80,96,190	39,72,[illegible]61	45,80,926
„ *Sind*	—	—	—	—	—	2,49,18,197	1,15,89,479	2,15,80,527	1,36,26,[illegible]43	78,91,184
„ *Madras*	—	—	—	—	—	28,07,151	23,44,694	38,84,836	15,02,[illegible]99	13,51,950
„ *Burma*	—	—	—	—	—	19,11,035	20,72,314	26,54,167	12,29,[illegible]48	11,47,172
GRAND TOTAL	—	—	—	—	—	8,91,05,149	6,56,99,960	4,27,14,791	2,43,32,[illegible]79	1,94,75,[illegible]78

(GOVERNMENT STORES)

INDIAN MERCHANDISE

No. 14

QUANTITY and VALUE of EXPORTS of GOVERNMENT STORES (INDIAN MERCHANDISE) from BRITISH INDIA in each official year from 1929-30 to 1933-34.

ARTICLES, AND COUNTRIES OF FINAL DESTINATION; ALSO SHARE OF EACH PROVINCE	QUANTITY					VALUE				
	1929-30	1930-31	1931-32	1932-33	1933-34	1929-30	1930-31	1931-32	1932-33	1933-34
						R	R	R	R	R
GOVERNMENT STORES—										
Apparel (*including* **Drapery, Uniforms, Accoutrements, but** *excluding* **Hosiery**)—										
United Kingdom (*including* Channel Islands)	—	—	—	—	—	..	12,182	70	..	..
Straits Settlements	—	—	—	—	—	15,669	11,972	17,762	3,553	15,669
Hongkong	—	—	—	—	—	7,609	9,014	7,013	..	7,858
Other British Possessions	—	—	—	—	—	325	1,931	32	2,258	200
TOTAL BRITISH EMPIRE	—	—	—	—	—	23,603	35,099	24,877	5,811	23,727
Egypt	—	—	—	—	—	895	30,155	800	..	..
Other Foreign Countries	—	—	—	—	—	1,974	1,889	4,666	108	625
TOTAL FOREIGN COUNTRIES	—	—	—	—	—	2,869	32,044	5,556	108	625
Share of Bengal	—	—	—	—	—	*5,470*	*478*	*517*	*291*	*170*
,, *Bombay*	—	—	—	—	—	*3,139*	*45,827*	*5,556*	..	*833*
,, *Sind*	—	—	—	—	—	*55*	*270*	..	..	..
,, *Madras*	—	—	—	—	—	*95*	*60*	*32*	..	..
,, *Burma*	—	—	—	—	—	*17,613*	*20,608*	*24,328*	*5,628*	*23,357*
TOTAL	—	—	—	—	—	26,372	67,143	30,433	5,919	24,352
Arms, Ammunition and Military Stores —										
Straits Settlements	—	—	—	—	—	3,353	7,481	8,191	2,928	11,574
Hongkong	—	—	—	—	—	787	1,396	280	5,881	9,143
Other British Possessions	—	—	—	—	—	120	..	3,500	75	..
TOTAL BRITISH EMPIRE	—	—	—	—	—	4,260	8,877	11,971	8,884	20,717
China (*exclusive of* Hongkong and Macão)	—	—	—	—	—	..	1,346	..	..	..
Share of Bengal	—	—	—	—	—	*997*	*2,742*	*2,780*	*5,881*	*9,143*
,, *Madras*	—	—	—	—	—	..	..	*1,000*	..	..
,, *Burma*	—	—	—	—	—	*3,263*	*7,481*	*8,191*	*3,003*	*11,574*
TOTAL	—	—	—	—	—	4,260	10,223	11,971	8,884	20,717
Books, printed, and printed matter (*not being* stationery), *including* **Maps and Charts**—										
United Kingdom (*including* Channel Islands)	—	—	—	—	—	55,670	60,604	74,182	78,845	51,884
Other British Possessions	—	—	—	—	—	871	87	299	1,086	1,171
TOTAL BRITISH EMPIRE	—	—	—	—	—	56,541	60,671	74,481	79,931	53,055
TOTAL FOREIGN COUNTRIES	—	—	—	—	—	1,022	2,682	5,138	8,059	4,763
Share of Bengal	—	—	—	—	—	*33,509*	*39,813*	*57,802*	*48,290*	*36,144*
,, *Bombay*	—	—	—	—	—	*16,259*	*16,029*	*10,556*	*16,112*	*11,524*
,, *Sind*	—	—	—	—	—	*475*	..	*240*	..	..
,, *Madras*	—	—	—	—	—	*9,220*	*7,511*	*10,496*	*23,588*	*4,113*
,, *Burma*	—	—	—	—	—	..	..	*531*	..	*37*
TOTAL	—	—	—	—	—	57,563	63,353	79,619	87,990	57,818

No. 14—*continued*

ARTICLES, AND COUNTRIES OF FINAL DESTINATION; ALSO SHARE OF EACH PROVINCE	QUANTITY					VALUE				
	1929-30	1930-31	1931-32	1932-33	1933-34	1929-30	1930-31	1931-32	1932-33	1933-34
						R	R	R	R	R
GOVERNMENT STORES— *continued*										
Boots and Shoes—	Pairs	Pairs	Pairs	Pairs	Pairs					
TOTAL BRITISH EMPIRE	600	73	237	323	88	3,600	937	2,900	3,404	431
Share of Bengal	*400*	..	..	..	..	*1,275*	..	..	..	..
" *Burma*	*200*	*73*	*237*	*323*	*88*	*2,325*	*937*	*2,900*	*3,404*	*431*
TOTAL	600	73	237	323	88	3,600	937	2,900	3,404	431
Building and Engineering Materials, *other than* **of iron, steel, or wood—**										
TOTAL BRITISH EMPIRE	—	—	—	—	—	5	..	..	..	..
TOTAL FOREIGN COUNTRIES	—	—	—	—	—	60	..	..	..	..
Share of Sind	—	—	—	—	—	*60*	..	..	..	..
" *Burma*	—	—	—	—	—	*5*	..	..	..	..
TOTAL	—	—	—	—	—	65	..	..	..	..
Coal and Coke	Tons ..	Tons ..	Tons ..	Tons ..	Tons ..	..	..	..	..	..
Drugs, Medicines and Narcotics—										
United Kingdom (*including* Channel Islands)	—	—	—	—	—	1,100	..	351	21,[illegible]	59,912
Other British Possessions	—	—	—	—	—	154	250	..	[illegible]	723
TOTAL BRITISH EMPIRE	—	—	—	—	—	1,254	250	351	21,931	60,635
TOTAL FOREIGN COUNTRIES	—	—	—	—	—	..	255	50	..	..
Share of Bengal	—	—	—	—	—	*500*	..	..	*21,276*	*60,427*
" *Bombay*	—	—	—	—	—	*450*	*255*	..	*15*	*132*
" *Madras*	—	—	—	—	—	..	*250*	*361*	*40*	..
" *Burma*	—	—	—	—	—	*4*	..	*50*	..	*66*
TOTAL	—	—	—	—	—	1,254	505	411	21,931	60,635
Grain, Pulse and Flour—	Tons	Tons	Tons	Tons	Tons					
Barley— United Kingdom (*including* Channel Islands)	..	..	..	..	..	70	..	..	..	..
Aden and Dependencies	39	..	..	..	..	5,020	..	..	..	..
TOTAL BRITISH EMPIRE	39	..	..	..	..	5,090	..	..	..	..
Share of Sind	*39*	..	..	..	..	*5,090*	..	..	..	..
Gram—	Tons	Tons	Tons	Tons	Tons					
Aden and Dependencies	50	37	..	..	..	7,416	5,654	..	..	..
Share of Sind	*50*	*37*	..	..	..	*7,416*	*5,654*	..	..	..
Rice, not in the husk—	Tons	Tons	Tons	Tons	Tons					
TOTAL BRITISH EMPIRE	2	20	..	..	..	230	2,360	..	3	..
Iraq	97	14	25	24	16	18,456	1,667	1,716	1,774	856
Other Foreign Countries	..	..	..	..	..	..	68	..	..	..
TOTAL FOREIGN COUNTRIES	97	14	25	24	16	18,456	1,756	1,716	1,774	856

(GOVERNMENT STORES)

INDIAN MERCHANDISE

No. 14—*continued*

ARTICLES, AND COUNTRIES OF FINAL DESTINATION; ALSO SHARE OF EACH PROVINCE	QUANTITY					VALUE				
	1929-30	1930-31	1931-32	1932-33	1933-34	1929-30	1930-31	1931-32	1932-33	1933-34
GOVERNMENT STORES—*continued*						R	R	R	R	R
Grain, Pulse and Flour—*continued*	Tons	Tons	Tons	Tons	Tons					
Rice not in the husk—contd.										
Share of Bombay	*91*	*6*	..	..	..	*17,644*	*720*	..	..	..
,, *Sind*	..	..	..	..	..	..	*68*	..	..	..
,, *Burma*	*8*	*28*	*25*	*24*	*16*	*1,242*	*3,327*	*1,716*	*1,777*	*856*
TOTAL	99	34	25	24	16	18,886	4,115	1,716	1,777	856
Wheat—	Tons	Tons	Tons	Tons	Tons					
TOTAL FOREIGN COUNTRIES	..	4	..	..	..	..	388	79	..	..
Share of Sind	..	..	..	..	..	..	*30*	*79*	..	..
,, *Burma*	..	*4*	..	..	..	..	*358*	..	..	..
TOTAL	..	4	..	..	..	..	388	79	..	..
Wheat flour—	Tons	Tons	Tons	Tons	Tons					
Native States in Arabia other than Muskat Territory and Trucial Oman	..	..	..	..	132	..	..	..	..	16,063
Iraq	288	217	254	239	..	57,841	38,248	29,608	27,238	..
Other Foreign Countries	..	..	..	..	..	18	..	..	..	..
TOTAL FOREIGN COUNTRIES	288	217	254	239	132	57,859	38,248	29,608	27,238	16,063
Share of Bombay	..	..	*254*	..	..	..	..	*29,608*	..	..
,, *Sind*	*288*	*217*	..	*239*	*132*	*57,859*	*38,248*	..	*27,238*	*16,063*
TOTAL	288	217	254	239	132	57,859	38,248	29,608	27,238	16,063
Other sorts—	Tons	Tons	Tons	Tons	Tons					
Aden and Dependencies	6	3	..	..	..	1,245	1,066	..	..	..
TOTAL FOREIGN COUNTRIES	..	..	..	..	..	..	..	..	13	..
Share of Sind	*6*	*3*	..	..	..	*1,245*	*1,066*	..	..	..
,, *Burma*	..	..	..	..	..	..	..	..	*13*	..
TOTAL	6	3	..	..	..	1,245	1,066	..	13	..
Hardware and Cutlery, including Agricultural Implements and Plated Ware—										
United Kingdom (*including* Channel Islands)	—	—	—	—	—	11,329	7,232	10,447	4,470	1,405
Hongkong	—	—	—	—	—	2,106	2,432	950	17,940	2,168
Other British Possessions	—	—	—	—	—	3,379	7,217	3,185	3,418	1,917
TOTAL BRITISH EMPIRE	—	—	—	—	—	17,814	16,881	14,582	25,828	5,490
Iraq	—	—	—	—	—	..	..	5,135	..	..
Other Foreign Countries	—	—	—	—	—	655	20	..	875	1,455
TOTAL FOREIGN COUNTRIES	—	—	—	—	—	655	20	5,135	875	1,455
Share of Bengal	—	—	—	—	—	*5,083*	*2,432*	*980*	*20,370*	*4,324*
,, *Bombay*	—	—	—	—	—	*8,993*	*10,741*	*11,117*	*3,050*	*50*
,, *Sind*	—	—	—	—	—	..	*20*	..	..	..
,, *Madras*	—	—	—	—	—	..	*800*	*6,565*	*2,713*	*500*
,, *Burma*	—	—	—	—	—	*4,393*	*3,908*	*3,045*	*940*	*2,071*
TOTAL	—	—	—	—	—	18,469	16,901	19,727	26,703	6,945

No. 14—*continued*

ARTICLES, AND COUNTRIES OF FINAL DESTINATION: ALSO SHARE OF EACH PROVINCE	QUANTITY					VALUE				
	1929-30	1930-31	1931-32	1932-33	1933-34	1929-30	1930-31	1931-32	1932-33	1933-34
GOVERNMENT STORES— *continued*						R	R	R	R	R
Instruments, Apparatus and Appliances and part thereof—										
United Kingdom (*including* Channel Islands)	—	—	—	—	—	2,428	3,301	3,761	25,118	10,150
Aden and Dependencies	—	—	—	—	—	4,313	55	9,008	1,101	3,380
Other British Possessions	—	—	—	—	—	2,660	1,920	2,981	4,570	1,075
TOTAL BRITISH EMPIRE	—	—	—	—	—	9,401	5,276	15,028	30,789	14,475
China (*exclusive* of Hongkong and Macáo)	—	—	—	—	—	..	..	..	5,158	..
Other Foreign Countries	—	—	—	—	—	4,585	1,505	4,043	220	2,748
TOTAL FOREIGN COUNTRIES	—	—	—	—	—	4,585	1,505	4,043	5,378	2,748
Share of Bengal	—	—	—	—	—	335	3,050	932	29,302	1,763
" *Bombay*	—	—	—	—	—	11,651	1,682	16,508	2,364	13,483
" *Madras*	—	—	—	—	—	..	235	..	..	..
" *Burma*	—	—	—	—	—	1,500	1,814	1,678	4,301	2,007
TOTAL	—	—	—	—	—	13,986	6,781	19,068	36,167	17,223
Leather—	Cwts.	Cwts.	Cwts.	Cwts.	Cwts.					
Unwrought—										
TOTAL BRITISH EMPIRE	..	..	..	..	1	..	..	37	..	110
Share of Bengal	..	..	..	..	..	..	..	37	..	..
" *Burma*	..	..	..	..	1	..	..	..	..	110
TOTAL	..	..	..	..	1	..	..	37	..	110
Manufactures—										
TOTAL BRITISH EMPIRE	—	—	—	—	—	161	55	53	425	178
Share of Bengal	—	—	—	—	—	25	..	..	59	..
" *Burma*	—	—	—	—	—	136	55	53	334	178
TOTAL	—	—	—	—	—	161	55	53	425	178
Liquors—	Gals.	Gals.	Gals.	Gals.	Gals.					
Ale, Beer and Porter	..	..	..	..	..	..	..	..	..	..
Spirit—	Gals.	Gals.	Gals.	Gals.	Gals.					
TOTAL FOREIGN COUNTRIES	..	..	..	9	..	..	..	..	40	..
Share of Bombay	..	..	..	9	..	..	..	..	40	..
Metals and Ores—	Cwts.	Cwts.	Cwts.	Cwts.	Cwts.					
Brass, Bronze and similar alloys and manufactures thereof	..	..	..	..	..	..	..	..	..	..
Copper— Unwrought	..	..	..	..	..	..	..	..	..	..
Wrought—										
TOTAL BRITISH EMPIRE	..	..	..	2	2	..	..	..	75	500
Share of Bengal	..	..	..	..	..	..	..	..	15	..
" *Bombay*	..	..	..	2	2	..	..	..	60	500
TOTAL	..	..	..	2	2	..	..	..	75	500
Iron or Steel—	Tons	Tons	Tons	Tons	Tons					
TOTAL BRITISH EMPIRE	1	..	..	..	..	882	60	200	..	127
TOTAL FOREIGN COUNTRIES	..	..	..	..	..	275	..	..	..	..
Share of Bengal	..	..	..	..	..	..	..	200	..	..
" *Bombay*	1	..	..	..	..	275	..	..	..	..
" *Burma*	..	..	..	..	..	882	60	..	..	127
TOTAL	1	..	..	..	..	1,157	60	200	..	27
Metals and Ores, unenumerated—	Cwts.	Cwts.	Cwts.	Cwts.	Cwts.					
Aden and Dependencies	..	..	..	..	13	..	..	..	..	10,000

(GOVERNMENT STORES)

INDIAN MERCHANDISE

No. 14—*continued*

ARTICLES, AND COUNTRIES OF FINAL DESTINATION; ALSO SHARE OF EACH PROVINCE	QUANTITY					VALUE				
	1929-30	1930-31	1931-32	1932-33	1933-34	1929-30	1930-31	1931-32	1932-33	1933-34
GOVERNMENT STORES— *continued*						R	R	R	R	R
Metals and Ores—*contd.*										
Metals and Ores, Unenumerated—contd.	Cwts.	Cwts.	Cwts.	Cwts.	Cwts.					
Iraq	18	..	..	..	..	2,500	..	..	..	..
Share of Bombay	*18*	..	..	..	*13*	*2,500*	..	..	..	*10,000*
Total of Metals and Ores	Tons 2	Tons ..	Tons ..	Tons ..	Tons 1	3,657	60	200	75	10,427
Opium—	Chests & Cwts.	Chests & Cwts.	Chests & Cwts.	Chests & Cwts.	Chests & Cwts.					
British Empire—										
Shipped to the United Kingdom (*including* Channel Islands)	405=575	70=100	1=1	..=..	..=..	10,10,092	1,01,693	1,714	..	..
Shipped direct to the Governments of Hongkong, the Straits Settlements, and other East Indian Governments—										
To Aden and Dependencies	..=..	..=..	..=..	..=..	..	..	..	..	1,702	..
,, Ceylon (*excluding* Maldives)	27=34	24=30	20=25	16=20	12=15	108,000	96,000	80,000	64,000	48,000
,, Straits Settlements	1,704=2,130	1,460=1,823	1,207=1,506	784=979	902=1,124	68,16,000	58,40,000	48,28,000	31,36,000	36,08,000
,, Hongkong	165=204	141=177	116=144	48=60	37=46	6,60,000	5,64,000	4,64,000	1,92,000	1,48,000
,, Br. Borneo	70=88	45=54	66=82	32=41	55=67	2,80,000	1,80,000	2,64,000	1,28,000	2,20,000
TOTAL BRITISH EMPIRE.	2,371=3,031	1,740=2,194	1,410=1,758	880=1,100	1,006=1,252	88,74,092	68,71,693	56,37,714	35,21,702	40,24,000
To Japan	..=..	..=..	..=..	..=..	..=..	..	..	..	35	..
Share of Bengal	*2,371=3,031*	*1,740=2,184*	*1,409=1,757*	*880=1,100*	*1,006=1,252*	*88,74,092*	*68,71,693*	*56,36,000*	*35,20,035*	*40,24,000*
,, *Bombay*	..	..	*1=1*	..	..	..	..	*1,714*	*1,702*	..
TOTAL	2,371—3,301	1,440=2,184	1,710=1,758	880=1,100	1,006=1,252	88,74,092	68,71,693	56,37,714	35,21,737	40,24,000
Stationery (*excluding* paper)—										
United Kingdom (*including* Channel Islands)	—	—	—	—	—	4,150	6,821	397	969	300
Aden and Dependencies	—	—	—	—	—	2,709	3,777	2,582	5,222	8,109
Hongkong	—	—	—	—	—	5,640	877	2,516	1,061	425
Other British Possessions	—	—	—	—	—	1,016	749	1,490	1,806	1,362
TOTAL BRITISH EMPIRE	—	—	—	—	—	13,515	12,224	7,285	9,058	10,196
TOTAL FOREIGN COUNTRIES	—	—	—	—	—	2,459	3,293	2,493	1,890	1,889
Share of Bengal	—	—	—	—	—	*11,199*	*11,810*	*7,073*	*8,472*	*8,537*
,, *Bombay*	—	—	—	—	—	*1,328*	*3,514*	*1,987*	*1,395*	*3,232*
,, *Sind*	—	—	—	—	—	*420*	*193*	*75*	*366*	*266*
,, *Burma*	—	—	—	—	—	*3,027*	..	*643*	*725*	*50*
TOTAL	—	—	—	—	—	15,974	15,517	9,778	10,948	12,085
Textiles—										
Cotton manufactures—										
United Kingdom (*including* Channel Islands)	—	—	—	—	—	68,256	1,13,802	72,801	73,457	1,01,614
Straits Settlements	—	—	—	—	—	5,755	1,610	1,308	2,580	6,109
Hongkong	—	—	—	—	—	852	18,280	4,992	22,120	43,307
Other British Possessions	—	—	—	—	—	4,963	7,316	5,041	6,847	9,050
TOTAL BRITISH EMPIRE	—	—	—	—	—	79,826	1,41,008	84,142	1,06,004	1,60,080

No. 14—*continued*

ARTICLES, AND COUNTRIES OF FINAL DESTINATION; ALSO SHARE OF EACH PROVINCE	QUANTITY					VALUE				
	1929-30	1930-31	1931-32	1932-33	1933-34	1929-30	1930-31	1931-32	1932-33	1933-34
						R	R	R	R	R
GOVERNMENT STORES—*continued*										
Textiles—*concluded*										
Cotton Manufactures—contd.										
China (*exclusive of* Hongkong and Macao)	—	—	—	—	—	..	24,825	15,884	15,512	7,780
Other Foreign Countries	—	—	—	—	—	1,297	2,625	807	756	343
TOTAL FOREIGN COUNTRIES	—	—	—	—	—	1,297	27,451	16,701	16,268	8,132
Share of Bengal	—	—	—	—	—	75,285	1,63,251	94,329	1,17,069	1,53,372
" *Bombay*	—	—	—	—	—	—	3,564	654	1,001	341
" *Sind*	—	—	—	—	—	103	..	10	150	144
" *Burma*	—	—	—	—	—	5,755	1,610	1,850	3,052	5,355
TOTAL	—	—	—	—	—	81,123	1,68,459	1,00,848	1,21,272	1,68,212
Flax, manufactures—										
TOTAL BRITISH EMPIRE	—	—	—	—	—	36	267	1,120	..	16
Share of Bengal	—	—	—	—	—	16	162	.	..	16
" *Madras*	—	—	—	—	—	20	..	..	..	..
" *Burma*	—	—	—	—	—	..	105	1,120	..	..
TOTAL	—	—	—	—	—	36	267	1,120	..	16
Wool—										
Manufactures—										
TOTAL BRITISH EMPIRE	—	—	—	—	—	561	614	1,559	577	3,743
Share of Bengal	—	—	—	—	—	84	140	..	358	..
" *Bombay*	—	—	—	—	—	..	561	683	219	3,743
" *Burma*	—	—	—	—	—	477	300	876	..	..
TOTAL	—	—	—	—	—	561	614	1,559	577	3,743
Vehicles *excluding* Locomotives, etc., for Railways—										
TOTAL BRITISH EMPIRE	—	—	—	—	—	391	..	4,300	..	..
Share of Bengal	—	—	—	—	—	..	..	4,300	..	..
" *Burma*	—	—	—	—	—	391	..	..	..	..
TOTAL	—	—	—	—	—	391	..	4,300	..	..
All other articles—										
Unmanufactured—										
United Kingdom (*including* Channel Islands)	—	—	—	—	—	1,71,843	2,64,[illegible]82	5,274	9[illegible],971	13,[illegible]
Malta and Gozo	—	—	—	—	—	—	..	—	17,[illegible]	..
Other British Possessions	—	—	—	—	—	1,554	1,617	718	4,[illegible]	2,[illegible]
TOTAL BRITISH EMPIRE	—	—	—	—	—	1,73,[illegible]	2,[illegible],300	1,922	1,15,[illegible]	16,[illegible]

No. 14—*continued*

ARTICLES, AND COUNTRIES OF FINAL DESTINATION; ALSO SHARE OF EACH PROVINCE	QUANTITY					VALUE				
	1929-30	1930-31	1931-32	1932-33	1933-34	1929-30	1930-31	1931-32	1932-33	1933-34
						R	R	R	R	R
GOVERNMENT STORES—*continued*										
All other articles—*continued*										
Unmanufactured—continued										
Germany	—	—	—	—	—	51	9,570	5	24	2,565
Belgium	—	—	—	—	—	5,517	5,304	225	43,500	43,000
Iraq	—	—	—	—	—	..	10,741	88	287	..
Other Foreign Countries	—	—	—	—	—	651	1,872	308	680	4,610
TOTAL FOREIGN COUNTRIES	—	—	—	—	—	6,219	27,487	616	44,491	50,175
Share of Bengal	—	—	—	—	—	*7,521*	*21,820*	*5,350*	*10,477*	*20,747*
„ *Bombay*	—	—	—	—	—	*11,433*	*77,336*	*12*	*43,798*	*43,800*
„ *Sind*	—	—	—	—	—	*28*	*206*	*83*	*13*	*604*
„ *Madras*	—	—	—	—	—	*659*	*261*	*677*	*50*	*277*
„ *Burma*	—	—	—	—	—	*1,59,981*	*1,94,164*	*416*	*1,06,062*	*604*
TOTAL	—	—	—	—	—	1,70,610	2,93,787	6,538	1,60,400	66,032
Manufactured—										
United Kingdom (*including* Channel Islands)	—	—	—	—	—	24,140	7,569	15,738	600	6,821
Aden and Dependencies	—	—	—	—	—	..	6,003	3,570	3,112	2,674
Straits Settlements	—	—	—	—	—	17,692	4,066	1,327	6,033	10,656
Hongkong	—	—	—	—	—	6,527	13,848	15,249	1,006	363
Other British Possessions	—	—	—	—	—	1,450	2,897	2,767	65	100
TOTAL BRITISH EMPIRE	—	—	—	—	—	49,808	34,383	38,651	12,706	20,613
Belgium	—	—	—	—	—	..	5,776	16,982	..	..
Native States in Arabia (other than Muscat Territory and Trucial Oman)	—	—	—	—	—	8,831	3,902	..	..	..
Iraq	—	—	—	—	—	39,654	16,266	30,581	..	10,286
Persia	—	—	—	—	—	1,350	30,627	861	..	..
Henjam Island	—	—	—	—	—	722	5,000	..	..	..
China (*exclusive* of Hongkong and Macao)	—	—	—	—	—	88	..	7,780	1,160	17
Egypt	—	—	—	—	—	5,179	..	..	..	3,599
Other Foreign Countries	—	—	—	—	—	10	1,105	2,173	2,298	178
TOTAL FOREIGN COUNTRIES	—	—	—	—	—	55,834	62,676	58,377	3,458	14,080
Share of Bengal	—	—	—	—	—	*36,779*	*23,635*	*38,727*	*3,671*	*1,857*
„ *Bombay*	—	—	—	—	—	*57,614*	*60,813*	*57,109*	*5,500*	*17,074*
„ *Sind*	—	—	—	—	—	*743*	*2,180*	..	*50*	*490*
„ *Madras*	—	—	—	—	—	*152*	*1,795*	*20*	*160*	*5,510*
„ *Burma*	—	—	—	—	—	*10,354*	*3,696*	*1,172*	*6,937*	*9,762*
TOTAL	—	—	—	—	—	1,05,642	97,059	97 028	16,254	34,693
Grand Total value of Government stores—										
United Kingdom (*including* Channel Islands)	—	—	—	—	—	13,49,307	6,68,195	1,88,481	2,99,529	2,49,177
Malta and Gozo	—	—	—	—	—	1,959	1,378	..	17,897	..
Aden and Dependencies	—	—	—	—	—	22,059	25,926	18,304	13,267	25,472
Ceylon (*excluding* Maldives)	—	—	—	—	—	1,04,075	96,450	80,730	64,788	49,066
Straits Settlements	—	—	—	—	—	63,68,331	53,71,782	48,66,322	31,62,219	36,57,697
British Borneo	—	—	—	—	—	2,80,000	1,80,000	2,64,000	1,38,050	2,20,000

No. 14—*concluded*

ARTICLES, AND COUNTRIES OF FINAL DESTINATION; ALSO SHARE OF EACH PROVINCE	QUANTITY					VALUE				
	1929-30	1930-31	1931-32	1932-33	1933-34	1929-30	1930-31	1931-32	1932-33	1933-34
GOVERNMENT STORES— *concluded*						R	R	R	R	R
Grand Total value of Government stores—continued.										
Hongkong	—	—	—	—	—	6,86,712	6,10,619	4,89,870	2,43,973	2,11,362
Commonwealth of Australia	—	—	—	—	—	888	610	1,897	3,059	5,119
New Zealand	—	—	—	—	—	5,220	4,741	3,541	4,169	2,335
Other British Possessions	—	—	—	—	—	1,877	6,174	4,085	5,166	3,452
TOTAL BRITISH EMPIRE	—	—	—	—	—	93,23,028	74,63,875	59,25,180	39,42,117	44,29,750
Germany	—	—	—	—	—	168	9,770	5	732	2,259
Belgium	—	—	—	—	—	6,172	11,080	17,207	43,972	43,500
Native States in Arabia *other than* Maskat Territory and Trucial Oman	—	—	—	—	—	11,321	4,553	3,401	327	18,109
Iraq	—	—	—	—	—	1,21,487	72,295	73,122	31,998	13,519
Persia	—	—	—	—	—	4,171	23,415	2,589	691	158
Henjam Island	—	—	—	—	—	1,236	5,285	..	..	..
China (*exclusive* of Hongkong and Macáo)	—	—	—	—	—	118	26,172	23,921	22,488	8,510
Egypt	—	—	—	—	—	6,174	51,193	975	1,382	4,978
United States of America—										
Viâ Atlantic Coast	—	—	—	—	—	510	1,209	6,621	4,457	3,199
" Pacific "	—	—	—	—	—	..	271	..	..	..
Other Foreign Countries	—	—	—	—	—	2,905	3,907	1,671	3,492	5,329
TOTAL FOREIGN COUNTRIES	—	—	—	—	—	1,54,290	1,99,150	1,29,512	1,09,537	1,0[illegible],786
Share of Bengal	—	—	—	—	—	*90,51,950*	*71,46,062*	*58,53,033*	*37,56,196*	*43,71,969*
" *Bombay*	—	—	—	—	—	*1,30,786*	*2,20,853*	*1,05,900*	*74,856*	*1,10,494*
" *Sind*	—	—	—	—	—	*73,458*	*67,874*	*30,095*	*27,307*	*17,567*
" *Madras*	—	—	—	—	—	*10,246*	*10,912*	*17,145*	*26,121*	*10,490*
" *Burma*	—	—	—	—	—	*2,11,348*	*2,37,823*	*48,519*	*1,36,774*	*60,115*
TOTAL	—	—	—	—	—	94,77,318	76,63,025	60,54,692	40,51,654	4[illegible],24,5[illegible]6

(GOVERNMENT STORES)

FOREIGN MERCHANDISE

No. 15

QUANTITY and VALUE of EXPORTS of GOVERNMENT STORES (FOREIGN MERCHANDISE) from BRITISH INDIA in each official year from 1929-30 to 1933-34.

ARTICLES, AND COUNTRIES OF FINAL DESTINATION; ALSO SHARE OF EACH PROVINCE	QUANTITY					VALUE				
	1929-30	1930-31	1931-32	1932-33	1933-34	1929-30	1930-31	1931-32	1932-33.	1933-34
GOVERNMENT STORES—						R	R	R	R	R
Apparel (*including* drapery, uniforms, accoutrements, but *excluding* hosiery)—										
United Kingdom (*including* Channel Islands)	—	—	—	—	—	50,642	1,53,926	1,02,573	80,866	16,327
Other British Possessions	—	—	—	—	—	3,123	2,126	265	2,083	2,048
TOTAL BRITISH EMPIRE	—	—	—	—	—	53,765	1,56,052	1,02,838	82,949	18,375
TOTAL FOREIGN COUNTRIES	—	—	—	—	—	6,153	852	3,909	2,793	2,514
Share of Bengal	—	—	—	—	—	*825*	..	*49*	..	..
" *Bombay*	—	—	—	—	—	*58,384*	*1,48,534*	*1,06,526*	*85,742*	*18,530*
" *Sind*	—	—	—	—	—	*2,905*	*3,370*	*181*	..	*1,103*
" *Burma*	—	—	—	—	—	*1,104*	..	..	..	*1,256*
TOTAL	—	—	—	—	—	59,918	1,56,904	1,06,747	85,742	20,889
Arms, ammunition, and military stores—										
Firearms, and parts thereof—										
United Kingdom (*including* Channel Islands)	—	—	—	—	—	9,207	1,111	12,650	1,397	10,158
Aden and Dependencies	—	—	—	—	—	185	12,891	..	..	..
Bahrein Islands	—	—	—	—	—	4,75,282	..	..	..	..
Ceylon (*excluding* Maldives)	—	—	—	—	—	..	4,60,687	..	..	..
Hong Kong	—	—	—	—	—	841	1,874	7,996	1,748	590
Other British Possessions	—	—	—	—	—	..	..	..	1,697	..
TOTAL BRITISH EMPIRE	—	—	—	—	—	4,85,405	4,76,963	20,646	4,842	10,748
TOTAL FOREIGN COUNTRIES	—	—	—	—	—	190	1,750	..	..	4,383
Share of Bengal	—	—	—	—	—	*841*	*2,955*	*7,996*	*1,748*	*590*
" *Bombay*	—	—	—	—	—	*4,84,624*	*4,74,828*	*12,000*	*2,994*	*14,486*
" *Sind*	—	—	—	—	—	*190*	..	..	..	..
" *Burma*	—	—	—	—	—	..	..	*650*	*100*	*55*
TOTAL	—	—	—	—	—	4,85,655	4,77,813	20,646	4,842	15,131
Other Sorts—										
United Kingdom (*including* Channel Islands)	—	—	—	—	—	2,780	11,954	36,980	48,810	2,831
Ceylon (*excluding* Maldives)	—	—	—	—	—	6,830	..	..	..	..
Zanzibar and Pemba	—	—	—	—	—	..	8,000	..	..	..
Other British Possessions	—	—	—	—	—	10,425	2,618	6,598	2,010	2,085
TOTAL BRITISH EMPIRE	—	—	—	—	—	20,035	22,572	43,578	50,820	4,916
Native States in Arabia *other than* Muskat Territory and Trucial Oman	—	—	—	—	—	16,382	..	..	3,427	..
Other Foreign Countries	—	—	—	—	—	5,872	5,227	3,919	4,223	4,397
TOTAL FOREIGN COUNTRIES	—	—	—	—	—	22,254	5,227	3,919	7,650	4,397
Share of Bengal	—	—	—	—	—	*4,100*	*45*	..	*108*	..
" *Bombay*	—	—	—	—	—	*18,445*	*18,906*	*36,680*	*11,935*	*7,748*
" *Sind*	—	—	—	—	—	*18,744*	*11,848*	*10,317*	*46,427*	*1,220*
" *Burma*	—	—	—	—	—	..	..	..	..	*345*
TOTAL	—	—	—	—	—	42,289	27,799	47,497	58,470	9,313

No. 15—*continued*

ARTICLES, AND COUNTRIES OF FINAL DESTINATION; ALSO SHARE OF EACH PROVINCE	QUANTITY					VALUE				
	1929-30	1930-31	1931-32	1932-33	1933-34	1929-30	1930-31	1931-32	1932-33	1933-34
						L	L	L	L	L
GOVERNMENT STORES— *continued*										
Building and engineering materials, *other than* **of iron, steel, or wood—**										
TOTAL BRITISH EMPIRE	—	—	—	—	—	26	..	..	..	[illegible]
TOTAL FOREIGN COUNTRIES	—	—	—	—	—	..	..	..	..	870
Share of Bengal	—	—	—	—	—	26	..	..	..	..
,, *Sind*	—	—	—	—	—	..	..	..	..	740
TOTAL	—	—	—	—	—	26	..	..	..	781
Chemicals, Drugs, Medicines, and Narcotics—										
Bahrein Islands	—	—	—	—	—	3,320	5,115	7,850	4,850	4,850
Other British Possessions	—	—	—	—	—	1,800	535	1,171	1,146	82
TOTAL BRITISH EMPIRE	—	—	—	—	—	5,120	5,650	6,021	5,726	4,932
Akalat Territory and Trucial Oman	—	—	—	—	—	8,010	8,840	6,480	9,161	9,120
Other Native States in Arabia	—	—	—	—	—	..	14,250	2,725	1,075	..
Egypt	—	—	—	—	—	..	..	..	5,454	..
Other Foreign Countries	—	—	—	—	—	1,670	85	..	..	..
TOTAL FOREIGN COUNTRIES	—	—	—	—	—	9,780	23,245	9,205	15,696	9,120
Share of Bengal	—	—	—	—	—	100	..	28	30	30
,, *Bombay*	—	—	—	—	—	770	6	1,148	9,192	..
,, *Sind*	—	—	—	—	—	13,960	28,243	13,046	15,718	13,760
,, *Madras*	—	—	—	—	—	80	30	..	60	7
,, *Burma*	—	—	—	—	—	1,004	554	..	188	60
TOTAL	—	—	—	—	—	14,850	28,833	12,256	25,313	13,782
Glass and glassware— TOTAL BRITISH EMPIRE	—	—	—	—	—	75	200	..	250	..
TOTAL FOREIGN COUNTRIES	—	—	—	—	—	4,680	..	..	..	..
Share of Bengal	—	—	—	—	—	75	200	..	..	..
,, *Bombay*	—	—	—	—	—	4,680	..	..	..	..
,, *Madras*	—	—	—	—	—	..	..	..	250	..
TOTAL	—	—	—	—	—	4,755	200	..	250	..
Hardware and Cutlery, *including* **agricultural implements and plated ware—**										
United Kingdom (*including* Channel Islands)	—	—	—	—	—	15,275	23,504	17,050	20,041	1,16,000
Other British Possessions	—	—	—	—	—	1,644	154	1,439	1 891	1 650
TOTAL BRITISH EMPIRE	—	—	—	—	—	16,917	23,658	18,478	41,732	1,16,650
Belgium	—	—	—	—	—	12,128	..	..	..	..
Other Foreign Countries	—	—	—	—	—	3,178	1,725	66	841	254
TOTAL FOREIGN COUNTRIES	—	—	—	—	—	15,306	1,725	66	841	254
Share of Bengal	—	—	—	—	—	8,949	8,904	8,447	8,461	8,192
,, *Bombay*	—	—	—	—	—	23,256	3,316	12,276	6,460	1,06,192
,, *Sind*	—	—	—	—	—	9,780	13,727	180	21,254	7,246
,, *Madras*	—	—	—	—	—	1,312	822	2,271	2 116	6,192
,, *Burma*	—	—	—	—	—	97	21	599	..	110
TOTAL	—	—	—	—	—	32,231	2,443	14,913	42,311	1,16,286

(GOVERNMENT STORES)

FOREIGN MERCHANDISE

No. 15—*continued*

ARTICLES, AND COUNTRIES OF FINAL DESTINATION; ALSO SHARE OF EACH PROVINCE	QUANTITY					VALUE				
	1929-30	1930-31	1931-32	1932-33	1933-34	1929-30	1930-31	1931-32	1932-33	1933-34
						R	R	R	R	R
GOVERNMENT STORES —*continued*										
Instruments, Apparatus, and Appliances, and parts thereof —										
United Kingdom (*including* Channel Islands)	—	—	—	—	—	23,236	22,858	20,042	25,028	20,060
Aden and Dependencies	—	—	—	—	—	4,462	4,164	10,304	875	4,536
Other British Possessions	—	—	—	—	—	700	1,666	4,555	1,054	254
TOTAL BRITISH EMPIRE	—	—	—	—	—	28,488	28,688	34,901	26,057	24,850
TOTAL FOREIGN COUNTRIES	—	—	—	—	—	5,746	6,338	7,156	1,634	8,798
Share of Bengal	—	—	—	—	—	*13,090*	*8,964*	*16,397*	*3,930*	*8,378*
,, *Bombay*	—	—	—	—	—	*13,872*	*12,238*	*20,287*	*13,682*	*22,904*
,, *Sind*	—	—	—	—	—	*1,530*	*3,941*	*1,320*	*950*	*1,069*
,, *Madras*	—	—	—	—	—	*4,277*	*4,789*	*3,271*	*9,129*	*1,223*
,, *Burma*	—	—	—	—	—	*1,465*	*94*	*282*	*900*	*184*
TOTAL	—	—	—	—	—	34,234	35,026	42,057	28,591	33,648
Leather, unwrought and manufactures (*excluding* **boots and shoes)—**										
TOTAL BRITISH EMPIRE	—	—	—	—	—	..	..	..	..	122
TOTAL FOREIGN COUNTRIES	—	—	—	—	—	..	27	..	..	..
Share of Bombay	—	—	—	—	—	..	*27*	..	..	..
,, *Sind*	—	—	—	—	—	..	..	..	..	*122*
TOTAL	—	—	—	—	—	..	27	..	..	122
Liquors—	Gals.	Gals.	Gals.	Gals.	Gals.					
TOTAL FOREIGN COUNTRIES	*4*	..	..	..	..	60	..	..	..	..
Share of Sind	*4*	..	..	..	..	*60*	..	..	..	..
Machinery and millwork—										
United Kingdom (*including* Channel Islands)	—	—	—	—	—	8,963	18,486	92,919	9,970	15,182
Other British Possessions	—	—	—	—	—	..	13	..	50	4,570
TOTAL BRITISH EMPIRE	—	—	—	—	—	8,963	18,499	92,919	10,020	19,752
TOTAL FOREIGN COUNTRIES	—	—	—	—	—	..	4,126	..	3,883	730
Share of Bengal	—	—	—	—	—	*6,903*	..	*3,383*	..	..
,, *Bombay*	—	—	—	—	—	..	*9,086*	..	*820*	*58*
,, *Sind*	—	—	—	—	—	*906*	*10,389*	*87,576*	*10,333*	*15,05*
,, *Madras*	—	—	—	—	—	*1,149*	*3,150*	*1,460*	*2,750*	*26*
,, *Burma*	—	—	—	—	—	..	..	..	..	*4,57*
TOTAL	—	—	—	—	—	8,963	22,625	92,919	13,903	20,48
Metals and Ores—										
Brass, Bronze, and similar Alloys, wrought—	Cwts.	Cwts.	Cwts.	Cwts.	Cwts.					
TOTAL BRITISH EMPIRE	..	..	..	..	..	1,227	28	..	..	..
Share of Bengal	..	..	..	..	..	*1,227*	..	..	..	..
,, *Burma*	..	..	..	..	..	..	*28*	..	..	..
TOTAL	..	..	..	..	..	1,227	28	..	..	..

No. 15—*continued*

ARTICLES, AND COUNTRIES OF FINAL DESTINATION; ALSO SHARE OF EACH PROVINCE	QUANTITY					VALUE				
	1929-30	1930-31	1931-32	1932-33	1933-34	1929-30	1930-31	1931-32	1932-33	1933-34
GOVERNMENT STORES—*continued*						R	R	R	R	R
Metals and Ores—*continued*										
Copper—	Cwts.	Cwts.	Cwts.	Cwts.	Cwts.					
Unwrought	..	..	..	..	..	..	..	..	..	..
Wrought—										
United Kingdom (*including* Channel Islands)	..	..	..	1	..	..	22	..	100	..
Germany	..	20	..	..	..	..	952	..	..	..
Share of Bengal	..	..	..	..	..	..	21	..	..	..
" *Bombay*	..	..	..	1	..	..	..	..	100	..
" *Sind*	..	20	..	..	..	..	952	..	..	..
TOTAL	..	20	..	1	..	..	974	..	100	..
Iron or Steel—	Tons	Tons	Tons	Tons	Tons					
Pig	..	..	..	..	..	..	..	..	..	..
Wrought and Manufactures—										
TOTAL BRITISH EMPIRE	..	..	3	..	..	..	25	250	..	..
TOTAL FOREIGN COUNTRIES	27	..	5	..	..	3,510	..	1,205	50	..
Share of Bengal	..	..	..	..	..	..	25	..	..	..
" *Bombay*	27	..	3	..	..	3,510	..	250	..	..
" *Sind*	..	..	5	..	..	..	..	1,205	50	..
TOTAL	27	..	8	..	..	3,510	25	1,455	50	..
Lead	Cwts.	Cwts.	Cwts.	Cwts.	Cwts.					
	..	..	..	..	..	..	..	..	..	..
Metals and Ores, unenumerated—										
TOTAL BRITISH EMPIRE	..	216	71	..	..	..	2,174	2,760	..	..
Share of Bengal	..	216	..	..	..	..	2,174	..	..	..
" *Bombay*	..	..	71	..	..	..	..	2,760	..	..
TOTAL	..	216	71	..	..	..	2,174	2,760	..	..
Total Metals and Ores	Tons 27	Tons 12	Tons 12	Tons ..	Tons ..	4,737	3,201	4,216	150	[illegible]
Stationery (*excluding* **paper**)—										
TOTAL BRITISH EMPIRE	—	—	—	—	—	5,245	924	2,107	615	515
TOTAL FOREIGN COUNTRIES	—	—	—	—	—	4,262	619	1,494	175	255
Share of Bengal	—	—	—	—	—	1,455	407	412	512	[illegible]
" *Bombay*	—	—	—	—	—	3,932	1,927	1,416	[illegible]	..
" *Sind*	—	—	—	—	—	4,220	104	1,663	[illegible]	63
TOTAL	—	—	—	—	—	9,607	1,543	2,591	[illegible]	179

(GOVERNMENT STORES)

FOREIGN MERCHANDISE

No. 15—*continued*

ARTICLES, AND COUNTRIES OF FINAL DESTINATION; ALSO SHARE OF EACH PROVINCE	QUANTITY					VALUE				
	1929-30	1930-31	1931-32	1932-33	1933-34	1929-30	1930-31	1931-32	1932-33	1933-34
GOVERNMENT STORES— *continued*						R	R	R	R	R
Telegraphs, materials for construction of—										
TOTAL BRITISH EMPIRE	—	—	—	—	—	3,524	305	3	..	2,000
Germany	—	—	—	—	—	..	900	..	..	..
Maskat Territory and Trucial Oman	—	—	—	—	—	5,325	2,695	233	..	45
Iraq	—	—	—	—	—	19,034	280	4,750	9,350	82
Persia	—	—	—	—	—	22,510	19,990	..	..	14
Henjam Island	—	—	—	—	—	5,400	7,618	..	..	..
TOTAL FOREIGN COUNTRIES	—	—	—	—	—	52,269	31,483	4,983	9,350	141
Share of Bengal	—	—	—	—	—	*261*	*135*	*3*	..	*96*
" *Bombay*	—	—	—	—	—	*12,260*	..	..	..	..
" *Sind*	—	—	—	—	—	*43,272*	*31,663*	*4,983*	*9,350*	*45*
" *Burma*	—	—	—	—	—	..	..	..	..	*2,000*
TOTAL	—	—	—	—	—	55,793	31,788	4,986	9,350	2,141
Textiles—										
Cotton—										
Twist and yarn—	Lbs.	Lbs.	Lbs.	Lbs.	Lbs.					
TOTAL BRITISH EMPIRE	..	..	142	..	..	..	..	166	..	..
Share of Bengal	..	..	*142*	..	..	..	..	*166*	..	..
Manufactures—										
United Kingdom (*including* Channel Islands)	—	—	—	—	—	..	..	6,725	100	..
Other British Possessions	—	—	—	—	—	2,585	147	1,240	218	861
TOTAL BRITISH EMPIRE	—	—	—	—	—	2,585	147	7,965	318	861
TOTAL FOREIGN COUNTRIES	—	—	—	—	—	..	459	157	899	656
Share of Bengal	—	—	—	—	—	*1,666*	*65*	*1,232*	..	*185*
" *Bombay*	—	—	—	—	—	*919*	*541*	*6,690*	*717*	*1,331*
TOTAL	—	—	—	—	—	2,585	606	8,122	717	1,517
Flax Manufactures—										
TOTAL BRITISH EMPIRE	—	—	—	—	—	107	..	..	..	76
Share of Bengal	—	—	—	—	—	*107*	..	..	..	76
Wool manufactures—	Yards	Yards	Yards	Yards	Yards					
Piecegoods	..	..	..	..	..	..	..	..	..	..
Other sorts—	Lbs.	Lbs.	Lbs.	Lbs.	Lbs.					
Hongkong	..	..	30	..	..	..	..	51	..	..
Share of Bengal	..	..	*30*	..	..	..	..	*51*	..	..
Vehicles (*excluding* locomotives, etc., for Railways)—										
Ships, Parts of—										
United Kingdom (*including* Channel Islands)	—	—	—	—	—	..	2,733	..	..	..
Share of Bengal	—	—	—	—	—	..	*2,733*	..	..	..

No. 15—*continued*

ARTICLES, AND COUNTRIES OF FINAL DESTINATION; ALSO SHARE OF EACH PROVINCE	QUANTITY					VALUE				
	1929-30	1930-31	1931-32	1932-33	1933-34	1929-30	1930-31	1931-32	1932-33	1933-34
GOVERNMENT STORES— *continued*						R	R	R	R	R
All other articles—										
Unmanufactured—										
United Kingdom (*including* Channel Islands)	—	—	—	—	—	2,112	..	1,000	..	5,721
Straits Settlements	—	—	—	—	—	..	7,445	.	..	..
Other British Possessions	—	—	—	—	—	..	28	70	1[illegible]	503
TOTAL BRITISH EMPIRE	—	—	—	..	—	2,112	7,473	1,070	1[illegible]	6,224
Belgium	—	—	—	—	—	10,821	..	..	..	..
Turkey, Asiatic (*including* Smyrna)	—	—	—	—	—	..	11,600	..	..	..
Other Foreign Countries	—	—	—	—	—	4,498	..	50	..	502
TOTAL FOREIGN COUNTRIES	—	—	—	—	—	15,319	11,600	50	..	502
Share of Bengal	—	—	—	—	—	..	..	..	1[illegible]	..
" *Bombay*	—	—	—	—	—	12,933	18	..	..	496
" *Sind*	—	—	—	—	—	4,49[illegible]	19,055	..	..	[illegible]
" *Burma*	—	—	—	—	—	..	..	1,120	..	[illegible]
TOTAL	—	—	—	—	—	17,431	19,073	1,120	1[illegible]	6,726
Manufactured—										
United Kingdom (*including* Channel Islands)	—	—	—	—	—	1,73,005	50,814	1,10,699	83,651	8[illegible],544
Straits Settlements	—	—	—	—	—	..	1,775	5,040	2,720	47,343
Hongkong	—	—	—	—	—	11,407	815	1,843	197	462
Anglo-Egyptian Sudan	—	—	—	—	—	..	15,834	..	..	16,221
Tanganyika Territory	—	—	—	—	—	..	17,704	..	..	..
Other British Possessions	—	—	—	—	—	2,062	38	1,164	4,009	3,400
TOTAL BRITISH EMPIRE	—	—	—	—	—	1,86,474	93,880	1,18,746	70,57[illegible]	1,[illegible],969
Belgium	—	—	—	—	—	..	37,800	..	..	..
Austria	—	—	—	—	—	13,036	2,811	..	..	..
Turkey, Asiatic (*including* Smyrna)	—	—	—	—	—	..	18,866	..	50	..
Iraq	—	—	—	—	—	1,14,432	2,777	10,214	8[illegible]	3[illegible],317
Egypt	—	—	—	—	—	1,618	2,100	1,256	22,747	11,407
Other Foreign Countries	—	—	—	—	—	7,116	2,516	764	3,440	7[illegible]
TOTAL FOREIGN COUNTRIES	—	—	—	—	—	1,36,204	66,890	12,234	27,0[illegible]	51,476
Share of Bengal	—	—	—	—	—	11,714	1,671	2,0[illegible]	26,402	462
" *Bombay*	—	—	—	—	—	1,41,308	86,970	51,443	49,769	1,14,443
" *Sind*	—	—	—	—	—	1,24,659	71,001	65,559	31,104	71,041
" *Madras*	—	—	—	—	—	1,132	..	..	..	..
" *Burma*	—	—	—	—	—	850	124	10,104	..	4,509
TOTAL	—	—	—	—	—	3,22,678	1,60,77[illegible]	1,[illegible]	97,6[illegible]	2,[illegible],445
Grand total value of Government Stores—										
United Kingdom (*including* Channel Islands)	—	—	—	—	—	2,88,498	2,[illegible],006	4,03,678	2,[illegible]	[illegible]
Aden and Dependencies	—	—	—	—	—	14,475	23,560	16,[illegible]	6,[illegible]	9,[illegible]
Bahrein Islands	—	—	—	—	—	4,[illegible],010	7,029	5,519	4,[illegible]	6,[illegible]
Ceylon (*excluding* Maldives)	—	—	—	—	—	6,[illegible]	4,62,233	78	2,[illegible]	610
Straits Settlements	—	—	—	—	—	1,470	10,645	3,[illegible]	2,[illegible]	[illegible]
Hongkong	—	—	—	—	—	21,7[illegible]	4,244	1[illegible],432	4,[illegible]	3,[illegible]

(GOVERNMENT STORES)

FOREIGN MERCHANDISE

No. 15—*concluded*

ARTICLES, AND COUNTRIES OF FINAL DESTINATION; ALSO SHARE OF EACH PROVINCE	QUANTITY					VALUE				
	1929-30	1930-31	1931-32	1932-33	1933-34	1929-30	1930-31	1931-32	1932-33	1933-34
GOVERNMENT STORES—*concluded*						R	R	R	R	R
Grand total value of Government Stores—continued										
Zanzibar and Pemba	—	—	—	—	—	..	9,799	..	..	..
Tanganyika Territory	—	—	—	—	—	..	17,704	..	..	..
Anglo-Egyptian Sudan	—	—	—	—	—	..	15,934	1,296	..	16,221
Other British Possessions	—	—	—	—	—	3,179	837	3,057	3,730	570
TOTAL BRITISH EMPIRE	—	—	—	—	—	8,20,228	8,36,893	4,50,930	2,94,889	4,23,360
Germany	—	—	—	—	—	..	6,380	284	733	337
Belgium	—	—	—	—	—	31,143	37,800	1,208	..	730
Austria	—	—	—	—	—	13,038	2,811	..	..	..
Turkey, Asiatic (*including* Smyrna)	—	—	—	—	—	..	80,486	..	50	..
Muscat Territory and Trucial Oman	—	—	—	—	—	24,496	14,196	10,802	15,004	15,311
Other Native States in Arabia	—	—	—	—	—	23,078	15,256	5,942	5,686	2,813
Iraq	—	—	—	—	—	1,46,690	10,321	20,700	11,201	49,872
Persia	—	—	—	—	—	27,669	23,471	1,953	1,940	923
Henjam Island	—	—	—	—	—	6,790	8,119	499	2,790	315
Egypt	—	—	—	—	—	2,677	2,952	2,741	34,138	13,328
Other Foreign Countries	—	—	—	—	—	..	3,501	720	1,669	222
TOTAL FOREIGN COUNTRIES	—	—	—	—	—	2,75,681	1,55,293	44,849	73,206	83,846
Share of Bengal	—	—	—	—	—	*48,164*	*24,920*	*36,270*	*35,733*	*15,911*
" *Bombay*	—	—	—	—	—	*8,17,372*	*7,52,396*	*2,53,571*	*1,80,632*	*3,51,118*
" *Sind*	—	—	—	—	—	*2,17,664*	*2,05,420*	*1,85,582*	*1,36,237*	*1,19,553*
" *Madras*	—	—	—	—	—	*7,669*	*8,644*	*7,602*	*14,285*	*6,683*
" *Burma*	—	—	—	—	—	*4,520*	*806*	*13,254*	*1,158*	*13,642*
TOTAL	—	—	—	—	—	10,95,909	9,92,186	4,95,279	3,68,045	5,07,206

SPECIAL TABLES

Opium and other dangerous drugs

No. 15A—IMPORTS

Quantity and value of Imports of opium and other dangerous drugs (classified under certain special heads) into British India in each official year from 1929-30 to 1933-34.

NOTE 1.—The first country represents the country of original consignment and the second, the country of last transhipment.
NOTE 2.—The figures in this table do not always agree with those in the general table, the trade headings not being uniform in all cases with the headings given below.

ARTICLES, AND COUNTRIES; ALSO SHARE OF EACH PROVINCE	QUANTITY					VALUE				
	1929-30	1930-31	1931-32	1932-33	1933-34	1929-30	1930-31	1931-32	1932-33	1933-34
I. NARCOTIC DRUGS, RESTRICTED (UNDER THE DANGEROUS DRUGS CONVENTION, 1925)—						R	R	R	R	R
(a) *Opium, crude and manufactured*—	Ounces	Ounces	Ounces	Ounces	Ounces					
United Kingdom—United Kingdom	254	205	277	45	144	345	251	644	160	479
Persia—Persia	32	..	..	..	..	30	..	..	..	..
Share of Bengal	*68*	*132*	*4*	*2*	*24*	*32*	*141*	*68*	*59*	*324*
„ *Bombay*	*32*	..	..	..	*10*	*30*	..	..	*7*	*68*
„ *Sind*	*7*	*21*	*133*	*24*	*16*	*15*	*40*	*398*	*73*	*10*
„ *Madras*	..	..	..	..	..	..	..	*2*	..	..
„ *Burma*	*179*	*52*	*140*	*19*	*94*	*248*	*70*	*176*	*21*	*87*
TOTAL	286	205	277	45	144	375	251	644	160	479
(b) Morphine and diacetyl-morphine (heroine) and their salts—	Ounces	Ounces	Ounces	Ounces	Ounces					
United Kingdom—United Kingdom	920	624	288	289	1,269	25,408	18,317	7,638	8,502	33,126
Germany—Germany	102	76	77	60	63	1,182	1,296	1,281	1,612	2,151
Germany—Netherlands	208	118	121	28	38	1,602	1,676	1,794	419	548
Germany—Belgium	..	..	..	55	38	..	..	..	824	489
Netherlands—Netherlands	19	1	..	..	..	155	15	..	..	..
France—France	4	..	..	..	..	40	..	..	..	..
Switzerland—Switzerland	..	1	..	..	..	..	10	..	..	..
Federated Malay States—Federated Malay States	..	..	..	..	..	..	..	151	..	..
United States of America—United States of America	..	..	..	..	..	..	..	60	..	..
Share of Bengal	*452*	*244*	..	*145*	*813*	*13,729*	*8,451*	..	*5,267*	*17,843*
„ *Bombay*	*562*	*258*	*238*	*135*	*217*	*8,982*	*5,453*	*4,608*	*2,739*	*4,897*
„ *Sind*	*83*	*161*	*86*	*28*	*104*	*1,824*	*3,961*	*2,361*	*936*	*3,165*
„ *Madras*	*123*	*95*	*167*	*74*	*506*	*3,549*	*2,463*	*3,959*	*2,505*	*9,724*
„ *Burma*	*28*	*62*	..	..	*68*	*483*	*986*	*6*	..	*1,195*
TOTAL	1,248	820	481	382	1,408	28,567	21,314	10,924	11,447	36,314
*(c) Preparations containing (a) and/or (b) above except preparations containing no heroine and not more than 0·2 per cent. of morphine, which are unrestricted**—	Ounces	Ounces	Ounces	Ounces	Ounces					
United Kingdom—United Kingdom	1,474	1,915	787	549	380	38,407	19,638	24,408	19,872	12,780
Germany—Germany	84	255	34	..	5	2,121	890	850	..	75
Germany—Netherlands	5	4	1	..	..	278	176	36	..	..
Germany—Belgium	..	..	..	11	2	..	..	..	469	12
France—France	..	..	..	..	..	68	..	..	..	..
Switzerland—Switzerland	..	..	..	1	8	..	67	188	440	867
Italy—Italy	..	..	..	..	..	..	34	..	88	22
Switzerland—France	8	1	..	7	1	505	317	42	1,598	619
Hongkong—Hongkong	..	..	..	..	..	5	..	..	..	..
United States of America—United States of America	7	2	9	5	..	475	153	965	700	..
Share of Bengal	*260*	*215*	*402*	*337*	*34*	*8,914*	*7,476*	*15,892*	*11,332*	*1,479*
„ *Bombay*	*947*	*163*	*202*	*133*	*246*	*27,712*	*7,355*	*7,173*	*8,642*	*9,591*
„ *Sind*	*73*	*48*	*29*	*24*	*52*	*1,246*	*1,018*	*473*	*313*	*614*
„ *Madras*	*220*	*1,743*	*58*	*68*	*47*	*3,078*	*5,279*	*1,503*	*2,630*	*2,387*
„ *Burma*	*73*	*8*	*93*	*11*	*12*	*909*	*140*	*1,638*	*197*	*230*
TOTAL	1,573	2,177	781	573	391	41,859	21,270	26 489	23 115	14,371

* The quantity figures shown against this head represent the net weight of the drugs contained in the preparation.

No. 15A.—IMPORTS—*continued*

ARTICLES, AND COUNTRIES; ALSO SHARE OF EACH PROVINCE	QUANTITY					VALUE				
	1929-30	1930-31	1931-32	1932-33	1933-34	1929-30	1930-31	1931-32	1932-33	1933-34
	Ounces	Ounces	Ounces	Ounces	Ounces	R	R	R	R	R
I. NARCOTIC DRUGS, RESTRICTED (UNDER THE DANGEROUS DRUGS CONVENTION, 1925)—*continued*										
(*d*) *Eucodal (Hydrochlorate of dihydroxycodeinon) and dicodide (Hydrocodeinon), and their salts and preparations* —										
United Kingdom—United Kingdom	2	13	..	..	4	42	304	..	..	90
Germany—Germany	7	9	24	10	99	815	2,648	5,160	2,573	3,165
Germany—Netherlands	4	4	8	12	2	750	1,025	2,195	3,941	627
Germany—Belgium	..	..	..	1	9	..	..	..	69	2,131
Netherlands—Netherlands	..	..	..	8	7	..	..	..	2,644	1,940
Share of Bengal	*9*	*9*	*24*	*18*	*10*	*857*	*2,648*	*5,160*	*5,181*	*3,291*
„ *Bombay*	*4*	*17*	*8*	*13*	*11*	*750*	*1,329*	*2,195*	*4,010*	*2,7[illegible]8*
„ *Sind*	..	..	..	..	..	..	..	..	*36*	..
„ *Madras*	..	..	..	..	*100*	..	..	..	..	*1,204*
TOTAL	13	26	32	31	121	1,607	3,977	7,355	9,227	7,983
	Ounces	Ounces	Ounces	Ounces	Ounces					
(*e*) *Cocoa leaves, crude cocaine, and ecgonine*—										
United Kingdom—United Kingdom	192	224	320	..	1	686	33	33	..	35
Germany—Germany	4	..	..	1	..	45	..	..	36	..
Share of Bengal	*160*	..	*320*	..	*1*	*17*	..	*33*	..	*35*
„ *Bombay*	..	*224*	..	*1*	..	..	*33*	..	*36*	..
„ *Madras*	*36*	..	..	..	..	*714*	..	..	..	..
TOTAL	196	224	320	1	1	731	33	33	36	35
	Ounces	Ounces	Ounces	Ounces	Ounces					
(*f*) *Cocaine and its salts*—										
United Kingdom—United Kingdom	400	371	402	506	698	6,580	6,697	7,351	10,514	16,402
Germany—Germany	274	109	123	189	373	3,260	1,658	2,163	4,104	3,991
Germany—Netherlands	181	250	176	277	127	1,985	3,924	3,026	5,844	2,814
Germany—Belgium	..	..	..	70	122	..	..	..	1,818	2,854
Netherlands—Netherlands	102	42	..	7	..	1,014	661	..	232	..
China—China	..	..	..	..	..	..	..	..	..	84
United States of America—United States of America	..	..	4	..	..	..	..	615	..	..
Share of Bengal	*531*	*16*	..	*21*	*780*	*6,687*	*256*	..	*624*	*18,595*
„ *Bombay*	*300*	*341*	*229*	*452*	*305*	*4,220*	*5,636*	*6,943*	*9,727*	*6,646*
„ *Sind*	*47*	*196*	*152*	*102*	*184*	*696*	*3,914*	*3,203*	*2,334*	*4,578*
„ *Madras*	*23*	*217*	*331*	*429*	*12*	*467*	*3,134*	*5,823*	*8,710*	*328*
„ *Burma*	*56*	..	*3*	*45*	*43*	*769*	..	*56*	*904*	*960*
TOTAL	957	772	715	1,049	1,330	12,839	12,940	13,155	22,310	[illegible]

No. 15A.—IMPORTS—*continued*

ARTICLES, AND COUNTRIES; ALSO SHARE OF EACH PROVINCE	QUANTITY					VALUE				
	1929-30	1930-31	1931-32	1932-33	1933-34	1929-30	1930-31	1931-32	1932-33	1933-34
	Ounces	Ounces	Ounces	Ounces	Ounces	R	R	R	R	R
I. NARCOTIC DRUGS, RESTRICTED (UNDER THE DANGEROUS DRUGS CONVENTION, 1925)—*continued*										
(g) Preparations containing (f) above in which the amount of cocaine exceeds 0·1 per cent.—*										
United Kingdom—United Kingdom	11	275	270	362	1	2,406	5,180	6,685	8,778	683
Germany—Germany	1	219	268	193	1	28	3,797	5,179	4,579	24
Germany—Netherlands	1	46	7	5	..	50	183	841	146	..
Germany—Belgium	..	..	..	..	2	..	..	..	..	56
Netherlands—Netherlands	..	275	178	15	..	..	4,419	3,518	339	..
France—France	..	..	..	..	..	..	9	..	..	..
Belgium—Belgium	..	..	..	9	..	..	..	..	207	..
Share of Bengal	*2*	*715*	*714*	*578*	..	*991*	*13,767*	*14,721*	*13,363*	*428*
„ Bombay	*7*	*92*	*3*	*5*	*3*	*1,359*	*579*	*928*	*672*	*293*
„ Sind	..	*2*	*1*	..	..	*22*	*55*	*29*	*4*	..
„ Madras	*1*	*6*	..	..	*1*	*55*	*187*	*45*	..	*29*
„ Burma	*3*	..	..	*1*	..	*57*	..	..	*10*	*8*
TOTAL	13	815	723	584	4	2,484	13,588	15,723	14,049	763
	Ounces	Ounces	Ounces	Ounces	Ounces					
(h) Indian hemp and its galenical preparations (extract and tincture)—										
United Kingdom—United Kingdom	946	166	74	125	530	1,657	794	376	809	743
Germany—Germany	164	952	180	176	660	262	578	286	205	697
Germany—Netherlands	32	208	16	198	32	39	217	26	210	32
Germany—Belgium	..	..	..	32	186	..	..	..	29	140
United States of America—United States of America	1	..	..	..	..	35	..	..	..	..
Share of Bengal	*262*	*316*	*140*	*128*	*177*	*1,354*	*807*	*306*	*181*	*238*
„ Bombay	*790*	*960*	*100*	*991*	*966*	*350*	*671*	*134*	*279*	*685*
„ Sind	*91*	*50*	*11*	*30*	*225*	*289*	*106*	*45*	*493*	*639*
„ Madras	..	..	*19*	*32*	..	..	..	*203*	*390*	..
TOTAL	1,143	1,326	270	531	1,358	1,993	1,584	688	1,343	1,612
	Ounces	Ounces	Ounces	Ounces	Ounces					
(i) Dihydride; and benzoyl-morphine and other esters of morphine—										
Ceylon—Ceylon	..	..	..	..	..	..	..	..	46	..
Share of Sind	..	..	..	..	..	..	..	..	*46*	..

* The quantity figures shown against this head represent the net weight of the drugs contained in the preparation.

No. 15A.—Imports—*concluded*

Articles, and countries; also share of each province	Quantity					Value				
	1929-30	1930-31	1931-32	1932-33	1933-34	1929-30	1930-31	1931-32	1932-33	1933-34
I. Narcotic drugs, restricted (under the Dangerous Drugs Convention, 1925)—*concluded*						R	R	R	R	R
	Ounces	Ounces	Ounces	Ounces	Ounces					
Total of Narcotic Drugs, restricted	5,429	6,368	3,599	3,196	4,757	90,455	74,957	75,011	81,733	92,6[illegible]2
II. Narcotic drugs, unrestricted‡—										
United Kingdom—United Kingdom	—	—	—	—	—	85,873	53,722	51,377	59,955	54,114
Germany—Germany	—	—	—	—	—	7,108	10,328	8,832	4,802	6,512
Germany—Netherlands	—	—	—	—	—	345	1,809	1,356	59	1,882
Germany—Belgium	—	—	—	—	—	6	..	..	..	800
Germany—France	—	—	—	—	—	..	..	..	..	47
Netherlands—Netherlands	—	—	—	—	—	14	333	..	1,714	1,050
Belgium—Belgium	—	—	—	—	—	1,054	..	..	..	8
France—France	—	—	—	—	—	2,428	1,977	1,107	2,872	1,144
France—Belgium	—	—	—	—	—	9,561	..	..	..	..
Switzerland—France	—	—	—	—	—	3,289	..	54	..	..
Switzerland—Switzerland	—	—	—	—	—	1,089	239	2,057	1,508	341
Switzerland—Italy	—	—	—	—	—	1,570	..	..	..	—
Italy—Italy	—	—	—	—	—	209	..	..	158	..
Japan—Japan	—	—	—	—	—	..	..	..	..	163
Egypt—Egypt	—	—	—	—	—	..	..	..	22	—
Canada—Canada	—	—	—	—	—	..	..	—	..	66
United States of America—United States of America	—	—	—	—	—	9,183	3,729	873	4,[illegible]81	2,611
Share of Bengal	—	—	—	—	—	*34,405*	*12,127*	*3,328*	*17,798*	*11,710*
" *Bombay*	—	—	—	—	—	*44,486*	*22,636*	*19,587*	*11,539*	*12,[illegible]*
" *Sind*	—	—	—	—	—	*2,723*	*4,562*	*4,487*	*9,637*	*3,316*
" *Madras*	—	—	—	—	—	*40,055*	*32,472*	*31,626*	*34,717*	*37,143*
" *Burma*	—	—	—	—	—	..	..	*1,198*	*2,259*	*3,390*
TOTAL	—	—	—	—	—	1,21,729	72,147	65,156	76,009	68,742

‡ This head includes derivatives of opium (*e.g.*, codeine) and associates or substitutes of cocaine to which the Dangerous Drugs Convention does not apply and their derivatives.

No. 15B.—Re-Exports

Quantity and value of Re-exports of opium and other dangerous drugs (classified under certain special heads) from British India in each official year from 1929-30 to 1933-34.

Note 1.—The first country stands for the country of final destination and the second for the country to which immediately shipped (i.e the country where the first transhipment, if any, is intended to take place).

Note 2.—The figures in this table do not always agree with those in the general tables, the trade headings not being uniform in cases with the headings given below.

Articles, and Countries; also Share of each Province	Quantity					Value				
	1929-30	1930-31	1931-32	1932-33	1933-34	1929-30	1930-31	1931-32	1932-33	1933-34
I. Narcotic drugs, restricted (under the Dangerous Drugs Convention, 1925)—	Ounces	Ounces	Ounces	Ounces	Ounces	R	R	R	R	R
(a) *Opium, crude and manufactured*	..	..	..	..	..	..	..	..	..	..
France—France	..	..	..	..	6,090	..	..	..	..	1,400
Share of Bombay	..	..	..	..	6,090	..	..	..	..	1,400
	Ounces	Ounces	Ounces	Ounces	Ounces					
(b) *Morphine and diacetyl-morphine (heroine) and their salts*—										
Aden and Dependencies—Aden and Dependencies	..	..	..	..	..	..	..	..	1	..
Bahrein Islands—Bahrein Islands	..	..	..	..	..	..	..	..	13	..
Persia—Persia	..	..	..	..	..	..	..	..	7	..
Muskat Territory and Trucial Oman—Muskat Territory and Trucial Oman	..	..	..	..	..	..	9	..	28	..
Share of Bengal	..	..	..	..	..	..	..	..	*49*	..
„ *Bombay*	..	..	..	..	..	..	*9*	..	..	..
TOTAL	..	..	..	..	..	..	9	..	49	..
	Ounces	Ounces	Ounces	Ounces	Ounces					
(c) *Preparations containing (a) and or (b) above, except preparations containing no heroine and not more than 0·2 per cent. of morphine, which are unrestricted* *—										
United Kingdom—United Kingdom	3	..	..	..	..	124	..	..	..	..
Aden and Dependencies—Aden and Dependencies	..	..	..	..	..	..	..	4	5	..
Bahrein Islands—Bahrein Islands	..	..	..	..	..	..	..	..	..	14
British Borneo—British Borneo	..	..	..	..	..	..	..	..	12	..
Persia—Persia	..	..	..	..	..	..	..	..	1	..
Share of Bombay	*3*	..	..	..	..	*124*	..	*4*	*18*	*14*
	Ounces	Ounces	Ounces	Ounces	Ounces					
(d) *Eucodal (Hydrochlorate of dihydroxy-codeinon) and dicodide (Hydrocodeinon), and their salts and preparations*	..	..	..	..	..	..	..	..	..	..
	Ounces	Ounces	Ounces	Ounces	Ounces					
(e) *Coca leaves, crude cocaine, and ecgonine*	..	..	..	..	..	..	..	..	..	..
	Ounces	Ounces	Ounces	Ounces	Ounces					
(f) *Cocaine and its salts*—										
Muskat Territory and Trucial Oman—Muskat Territory and Trucial Oman	1	..	..	1	..	..	28	..	70	..
Aden and Dependencies—Aden and Dependencies	..	..	..	..	..	..	..	4	12	..
Bahrein Islands—Bahrein Islands	..	..	..	..	198	..	..	..	26	..
Other Native States in Arabia—Other Native States in Arabia	..	..	1	..	..	..	..	18	..	..
Persia—Persia	..	..	..	..	..	..	..	..	7	..
Share of Bombay	*1*	..	..	..	*2*	..	*28*	*4*	*45*	*72*
„ *Sind*	..	..	*1*	*1*	*196*	..	..	*18*	*70*	*17*
TOTAL	1	..	1	1	198	..	28	22	115	89
	Ounces	Ounces	Ounces	Ounces	Ounces					
(g) *Preparations containing (f) above in which the amount of cocaine exceeds 0·1 per cent.*—										
Bahrein Islands—Bahrein Islands	..	..	..	..	..	..	..	..	5	..
Persia—Persia	..	..	..	..	..	..	..	..	1	..
Share of Bombay	..	..	..	..	..	..	..	..	*6*	..
	Ounces	Ounces	Ounces	Ounces	Ounces					
(h) *Indian hemp and its galenical preparations (extract and tincture)*—										
Aden and Dependencies—Aden and Dependencies	..	..	8	..	..	..	..	2	..	..
Share of Bombay	..	..	*8*	..	..	..	..	*2*	..	..

* The quantity figures shown against these heads represents the net weight of the drugs contained in the preparation.

No. 15B—Re-Exports—*continued*

ARTICLES, AND COUNTRIES OF CONSIGNMENT; ALSO SHARE OF EACH PROVINCE	QUANTITY					VALUE				
	1929-30	1930-31	1931-32	1932-33	1933-34	1929-30	1930-31	1931-32	1932-33	1933-34
I. NARCOTIC DRUGS, RESTRICTED (UNDER THE DANGEROUS DRUGS CONVENTION, 1925)—*contd.*						R	R	R	R	
(i) *Diloudide; and benzoyl-morphine and other esters of morphine*	Ounces ..	Ounces ..	Ounces ..	Ounces ..	Ounces ..	..	..	..	..	..
TOTAL OF NARCOTIC DRUGS, RESTRICTED . . .	5	..	..	1	6,288	124	37	..	188	1,503
II. NARCOTIC DRUGS, UNRESTRICTED‡—										
Aden and Dependencies—Aden and Dependencies .	—	—	—	—	—	..	..	..	7	
Bahrein Islands—Bahrein Islands	—	—	—	—	—	..	..	..	1	..
Persia—Persia . . .	—	—	—	—	—	..	..	..	2	..
Tanganyika Territory—Tanganyika Territory .	—	—	—	—	—	19	..	..	..	..
Germany—Germany . .	—	—	—	—	—	..	..	2	..	1
Maskat Territory and Trucial Oman—Muskat Territory and Trucial Oman . .	—	—	—	—	—	..	..	..	106	..
TOTAL .	—	—	—	—	—	19	..	2	150	11
Share of Bombay . .	—	—	—	—	—	*19*	..	..	*148*	..
,, *Sind*	—	—	—	—	—	..	..	2	*28*	*11*
TOTAL .	—	—	—	—	—	19	..	2	150	11

‡ This head includes derivatives of opium (*e.g.*, codeine) and associates or substitutes of cocaine to which the Dangerous Drugs Convention does not apply and their derivatives.

No. 15C.—EXPORTS

Quantity and value of Exports of opium and other dangerous drugs (classified under certain special heads) from British India in each official year from 1929-30 to 1933-34.

NOTE 1.—The first country stands for the country of final destination and the second for the country to which immediately shipped (*i.e.*, the country, where the first transhipment, if any, is intended to take place).

NOTE 2.—The figures in this table do not always agree with those in the general tables, the trade headings not being uniform in all cases with the headings given below.

ARTICLES, AND COUNTRIES, ALSO SHARE OF EACH PROVINCE	QUANTITY					VALUE				
	1929-30	1930-31	1931-32	1932-33	1933-34	1929-30	1930-31	1931-32	1932-33	1933-34
	Ounces	Ounces	Ounces	Ounces	Ounces	R	R	R	R	R
I. NARCOTIC DRUGS, RESTRICTED (UNDER THE DANGEROUS DRUGS CONVENTION, 1925)—										
(a) *Opium, crude and manufactured*—										
United Kingdom—United Kingdom	1,036,800	179,200	..	..	40	10,10,092	1,91,693	..	..	40
Aden and Dependencies—Aden and Dependencies	..	1,968	..	..	2,704	..	1,800	..	..	3,078
Ceylon—Ceylon	60,480	58,760	44,800	35,840	26,880	1,08,000	96,000	80,000	64,000	48,000
Straits Settlements—Straits Settlements	3,816,960	3,035,200	2,708,680	1,756,160	2,020,496	68,16,000	54,20,000	48,28,000	31,36,000	36,08,000
British Borneo—British Borneo	..	..	..	..	33,600	..	..	..	..	60,000
British Borneo—Straits Settlements	271,040	197,120	147,840	71,680	80,600	4,84,000	3,52,000	2,64,000	1,28,000	1,30,000
Hongkong—Hongkong	369,600	248,640	259,840	107,520	..	6,60,000	4,44,000	4,64,000	1,92,000	..
Hongkong—Straits Settlements	..	..	..	..	82,880	..	..	..	..	1,48,000
Zanzibar and Pemba—Zanzibar and Pemba	160	640	480	512	384	375	1,500	1,125	1,200	900
Java—Java	1,352,960	992,320	454,720	..	..	24,16,000	17,72,000	8,12,000	..	..
Siam—Straits Settlements	2,761,920	2,338,560	1,946,560	..	2,723,840	49,32,000	41,76,000	34,76,000	..	48,64,000
French-Indo-China	3,722,880	2,511,040	2,466,240	629,440	1,344,000	66,48,000	44,84,000	44,04,000	11,24,000	24,00,000
Germany—Germany	..	32	..	..	..	..	75	..	..	..
Japan—Japan	..	..	..	7	..	..	..	..	35	..
TOTAL	13,392,800	9,568,480	8,024,160	2,601,159	6,324,424	2,30,74,467	1,69,39,068	1,43,29,125	46,45,235	1,12,92,018
Share of Bengal	*13,392,640*	*9,566,240*	*8,023,680*	*2,600,647*	*6,321,296*	*2,30,74,092*	*1,69,35,693*	*1,43,28,000*	*46,44,035*	*1,12,88,000*
" Bombay	*160*	*2,240*	*480*	*512*	*3,128*	*375*	*3,375*	*1,125*	*1,200*	*4,018*
TOTAL	13,392,800	9,568,480	8,024,160	2,601,159	6,324,424	2,30,74,467	1,69,39,068	1,43,29,125	46,45,235	1,12,92,018

No. 15C.—Exports—*continued*

ARTICLES, AND COUNTRIES ALSO SHARE OF EACH PROVINCE	Quantity					Value				
	1929-30	1930-31	1931-32	1932-33	1933-34	1929-30	1930-31	1931-32	1932-33	1933-34
I. Narcotic drugs, restricted (under the Dangerous Drugs Convention, 1925)—*continued*	Ounces	Ounces	Ounces	Ounces	Ounces	R	R	R	R	R
(*b*) *Morphine and diacetyl-morphine (heroine) and their salts*										
United Kingdom—United Kingdom	..	..	..	6,000	16,488	..	..	..	14,316	61,922
Share of Bengal	..	..	..	6,000	16,488	..	..	..	14,316	61,922
(*c*) *Preparations containing (a) and/or (b) above, except preparations containing no heroine and not more than 0·2 per cent of morphine, which are unrestricted**	Ounces ..	Ounces ..	Ounces ..	Ounces ..	Ounces ..	..	..	..	..	..
(*d*) *Eucodal Hydrochlorate of dihydroxycodeinon and dicodide (Hydrocodeinon), and their salts and preparations*	Ounces ..	Ounces ..	Ounces ..	Ounces ..	Ounces ..	..	..	..	..	..
(*e*) *Cocoa leaves, crude cocaine, and ecgonine*	Ounces ..	Ounces ..	Ounces ..	Ounces ..	Ounces ..	..	..	..	..	..
(*f*) *Cocaine and its salts*	Ounces ..	Ounces ..	Ounces ..	Ounces ..	Ounces ..	..	..	..	..	..
(*g*) *Preparations containing (f) above in which the amount of cocaine exceeds 0·1 per cent**	Ounces ..	Ounces ..	Ounces ..	Ounces ..	Ounces ..	..	..	..	..	..
(*h*) *Indian hemp and its galenical preparations (extract and tincture)*—	Ounces	Ounces	Ounces	Ounces	Ounces					
United Kingdom—United Kingdom	10,752	10,737	10,272	13,376	5,376	12,684	13,455	12,271	15,618	6,500
Aden and Dependencies—Aden and Dependencies	2,633	..	..	..	..	3,000	..	..	..	..
United States of America—United States of America	1,792	1,184	..	..	..	2,050	1,400	..	..	..
British West India Islands—British West India Islands	..	..	2,368	3,136	13,216	..	..	504	768	9,434
TOTAL	15,177	11,921	12,640	16,512	18,592	17,734	14,855	12,775	16,386	15,934
Share of Bengal	..	..	*2,368*	*3,136*	*13,216*	..	..	*504*	*768*	*9,434*
" *Bombay*	*15,177*	*11,921*	*10,272*	*13,376*	*5,376*	*17,734*	*14,855*	*12,271*	*15,618*	*6,500*
TOTAL	15,177	11,921	12,640	16,512	18,592	17,734	14,855	12,775	16,386	15,934
(*i*) *Dilaudide; and benzoyl-morphine and other esters of morphine*	Ounces ..	Ounces ..	Ounces ..	Ounces ..	Ounces ..	..	..	..	..	..
Total of Narcotic drugs, restricted	Ounces 13,407,977	Ounces 9,570,401	Ounces 8,036,800	Ounces 2,623,871	Ounces 6,350,504	2,30,92,201	1,69,53,922	1,43,41,908	66,75,927	1,12,09,876
II. Narcotic drugs, unrestricted†	—	—	—	—	—	..	..	..	..	5,2[illegible]

*The quantity against these heads is to represent the net weight of the drugs contained in the preparations.

†This head includes derivatives of opium (e.g., codeine and associates or substitutes of cocaine to which the Dangerous Drugs Convention does not apply), and their derivatives.

No. 16

TOTAL QUANTITY and VALUE of the REGISTERED IMPORTS and EXPORTS of GOLD COIN and BULLION, in each Official Year from 1929-30 to 1933-34.

Countries		Imports					Exports				
		1929-30	1930-31	1931-32	1932-33	1933-34	1929-30	1930-31	1931-32	1932-33	1933-34
		Ounces	Ounces	Ounces	Ounces	Ounces	Ounces	Ounces	Ounces	Ounces	Ounces
QUANTITY											
United Kingdom (*including* Channel Islands)	Private	383,840	364,158	42,036	51	4,915	..	86,418	6,405,564	5,069,918	5,428,457
	Govt.	..	..	..	..	..	..	..	..	..	..
Aden and Dependencies		47,024	27,109	24,319	18,758	15,812	..	..	..	13	51
Bahrein Islands		8,993	11,420	34,031	26 306	14,658	..	..	..	..	..
Ceylon (*excluding* Maldives)		254,738	85,965	78,394	69,506	63,080	27	8	40	517	..
Straits Settlements		8,716	180,692	4,248	..	293	729	489	6	..	..
Federated Malay States		2	..	..	..	..	..	..	820	..	..
Hongkong		8,987	64,043	895	868	370	..	..	234	..	..
Union of South Africa		752,886	1,161,707	40,433	7,914	644	..	..	..	..	..
Zanzibar and Pemba		8	..	899	4,840	4,005	..	..	..	..	..
Kenya Colony		..	..	4,333	2,750	3,738	..	..	..	..	..
Tanganyika Territory		..	..	..	..	..	..	..	..	..	..
Somaliland Protectorate		212	..	..	..	..	..	..	..	..	..
Anglo-Egyptian Sudan		..	..	1,494	1,087	54	..	..	..	..	..
Mauritius and Dependencies (*including* Seychelles)		..	..	..	802	1,042	42	80	..	..	..
Commonwealth of Australia		495,841	181,799	70,429	..	..	..	..	..	..	..
New Zealand		57,284	28,298	..	..	..	..	..	..	..	..
Fiji Islands		4	..	..	..	..	..	..	..	..	..
TOTAL BRITISH EMPIRE	Private	2,014,380	2,055,181	310,611	132,377	108,141	798	86,985	6,406,664	5,070,443	5,428,508
	Govt.	..	..	..	..	..	..	..	..	..	..
Germany		..	..	..	..	..	..	..	..	..	..
Netherlands		..	..	..	..	..	..	..	505,763	552,473	259,039
Belgium	Private.	..	..	..	..	..	..	..	2,480	..	..
	Govt.	..	..	..	..	..	62	..	..	..	..
France		9,648	..	..	..	..	..	..	242,839	41,879	290,054
Italy		78	..	..	..	..	..	..	..	2,344	66,021
Muskat Territory and Trucial Oman		313	5,004	19,188	18,840	14,555	..	38	..	..	..
Other Native States in Arabia		52,344	40,718	25,436	13,758	11,550	..	..	..	2,812	..
Iraq		126,295	99,074	82,562	4,357	245	..	..	..	..	..
Persia		7	..	..	34	..	..	..	..	..	..
Sumatra		*	..	..	..	..	..	..	..	..	..
Java		2	1,641	..	..	..	825	..	3,096	..	703
Borneo (Dutch)		2	..	..	..	..	..	..	..	..	..
Celebes and other Islands		*	..	..	..	..	..	..	..	..	..
China (*exclusive of* Hongkong and Macao)		2,026	106,581	475	..	410	..	..	..	..	..
Japan		1	..	..	..	..	..	..	2,393	..	..
Egypt		319,551	21,424	..	..	..	..	..	..	..	..
Portuguese East Africa		..	..	2,878	3,476	..	..	..	..	..	..
Italian East Africa (Eritrea and Somaliland)		..	..	..	60	..	..	..	..	..	..
United States of America		..	8	..	10	..	..	..	1,016,567	2,858,290	755,874
TOTAL FOREIGN COUNTRIES	Private	510,867	274,445	150,539	40,035	26,760	825	38	1,774,068	3,455,798	1,401,694
	Govt.	..	..	..	..	..	62	..	..	..	..
GRAND TOTAL QUANTITY	Private	2,525,247	2,329,626	450,050	172,412	134 901	1,623	86 973	8,180,732	8,526,241	6,830,199
	Govt.	..	..	..	..	..	62	..	..	..	..

*Quantity less than one ounce.

[Continued on next page.]

No. 16—*continued*

TOTAL QUANTITY and VALUE of the REGISTERED IMPORTS and EXPORTS of GOLD COIN and BULLION, in each Official Year from 1929-30 to 1933-34—continued

Countries		Imports					Exports				
		1929-30	1930-31	1931-32	1932-33	1933-34	1929-30	1930-31	1931-32	1932-33	1933-34
VALUE		£	£	£	£	£	£	£	£	£	£
United Kingdom (*including* Channel Islands)	Private	2,19,79,755	2,07,97,838	24,79,890	3,696	4,08,246	..	60,01,346	46,10,80,065	46,24,76,031	46,21,76,687
	Govt.	..	..	..	..	..	..	..	..	..	..
Aden and Dependencies		27,48,879	15,48,155	16,21,783	14,66,473	12,53,342	..	..	..	..	..
Bahrein Islands		2,29,155	6,51,635	22,73,978	20,88,066	12,81,685	..	..	..	980	4,120
Ceylon (*excluding* Maldives)		1,40,02,388	44,96,657	51,95,067	51,49,615	49,78,626	1,626	143	2,93[illegible]	..	..
Straits Settlements		5,01,889	74,79,009	2,83,382	..	25,284	48,454	29,000	56,800	..	..
Federated Malay States		160	..	..	..	..	..	..	..	..	..
Hongkong		5,20,915	36,70,956	59,569	29,008	32,067	..	..	16,[illegible]	..	..
Union of South Africa		4,17,85,696	6,63,18,046	30,37,381	6,30,920	5[illegible],670	..	..	..	..	..
Zanzibar and Pemba		161	..	70,604	3,76,869	3,44,471	..	..	..	..	..
Kenya Colony		..	..	3,28,057	2,19,533	3,25,314	..	..	..	..	..
Tanganyika Territory		..	..	..	..	..	..	..	..	..	..
Somaliland Protectorate		12,000	..	..	..	..	..	..	..	..	..
Anglo-Egyptian Sudan		..	..	1,14,620	82,045	4,552	..	..	..	..	..
Mauritius and Dependencies (*including* Seychelles)		..	..	..	60,926	81,920	2,346	1,677	..	..	..
Commonwealth of Australia		2,80,08,115	1,00,36,295	40,42,460	..	..	..	..	..	2[illegible]	..
New Zealand		32,63,963	16,25,327	..	..	..	..	..	..	..	..
Fiji Islands		200	..	..	..	..	..	..	..	..	..
TOTAL BRITISH EMPIRE	Private	11,30,67,770	11,66,23,918	1,95,06,741	1,00,77,820	87,63,557	52,426	49,32,150	46,11,[illegible],190	46,24,17,743	46,[illegible],783
	Govt.	..	..	..	..	..	..	..	..	..	..
Germany		..	..	..	..	..	..	..	..	..	..
Netherlands		..	..	..	..	..	..	..	3,[illegible],134	[illegible]	3,60,46,[illegible]
Belgium	Private	..	..	..	..	..	..	..	1,[illegible],401	..	..
	Govt.	..	..	..	..	..	2,551	..	..	..	..
France		5,53,147	..	..	..	..	..	..	1,75,[illegible],844	53,1[illegible],309	1,42,05,[illegible]
Italy		4,470	..	..	..	..	..	..	..	2,01,[illegible]	54,18,706
Muscat Territory and Trucial Oman		17,947	2,83,069	12,51,912	14,21,064	12,[illegible],807	..	2,172	..	..	..
Other Native States in Arabia		30,00,167	23,25,648	17,12,954	10,71,634	9,56,629	..	..	..	2,11,[illegible]	..
Iraq		72,45,089	56,64,611	52,75,076	3,42,427	17,806	..	..	..	..	..
Persia		400	..	..	2,661	..	..	..	..	..	..
Sumatra		13	..	..	..	..	..	..	..	..	..
Java		110	95,875	..	..	..	47,104	..	2,73,[illegible]	..	68,576
Borneo (Dutch)		107	..	..	..	..	..	..	..	..	..
Celebes and other Islands		41	..	..	..	..	..	..	..	..	..
China (*exclusive of* Hongkong and Macao)		1,46,065	62,31,525	27,589	..	34,[illegible]	..	..	..	..	..
Japan		53	..	..	..	..	..	..	1,54,219	..	..
Egypt		1,82,76,139	12,28,215	..	..	..	..	..	..	..	..
Portuguese East Africa		..	..	2,21,092	2,59,704	..	..	..	..	..	..
Italian East Africa (Eritrea and Somaliland)		..	..	..	4,520	..	..	..	..	..	..
United States of America		..	92	..	625	..	..	..	7,26,[illegible],947	22,[illegible],[illegible]	6,58,91,[illegible]
TOTAL FOREIGN COUNTRIES	Private	2,92,43,696	1,58,33,535	84,58,622	31,03,585	22,[illegible],[illegible]	47,104	2,172	12,[illegible],[illegible]	27,[illegible],[illegible]	11,91,[illegible]
	Govt.	..	..	..	..	..	2,551	..	..	..	..
GRAND TOTAL VALUE	Private	14,23,11,477	13,24,57,453	2,79,65,364	1,31,81,405	1,09,[illegible],[illegible]	99,530	49,34,322	[illegible],[illegible],[illegible]	[illegible],[illegible],[illegible]	[illegible],[illegible],[illegible]
	Govt.	..	..	..	..	..	2,551	..	..	..	..

No. 17

DESCRIPTION of GOLD IMPORTED and EXPORTED

BULLION (*bar, ingots, and other uncoined gold*)	Ounces	1,109,877	1,069,284	227,223	118,191	1[illegible],155	[illegible]	[illegible],891	7,[illegible],[illegible]	[illegible],[illegible],[illegible]	6,[illegible],[illegible]
	£	6,31,60,524	6,14,20,569	1,47,74,[illegible]16	68,30,891	69,[illegible],[illegible]	3,551	49,[illegible],[illegible]	[illegible],[illegible],[illegible]	[illegible],[illegible],[illegible]	[illegible],[illegible],[illegible]
COIN—											
Sovereigns and other British gold coin	Ounces	1,33[illegible],001	1,290,[illegible]38	214,441	52,[illegible]70	2[illegible],[illegible]14	6[illegible]72	89	2[illegible],[illegible]17	[illegible],[illegible],[illegible]	1[illegible],[illegible]17
	£	7,39,65,452	6,93,11,[illegible]56	1,25,[illegible],[illegible]36	[illegible],[illegible],121	24,[illegible],[illegible]21	3,[illegible]22	5,[illegible]31	[illegible],[illegible],[illegible]27	3,[illegible],[illegible]71	1,[illegible],[illegible]21
Other coined gold	Ounces	90,[illegible]79	22,[illegible]44	8,[illegible]84	2,[illegible]24	[illegible],[illegible]1	1,[illegible]21	3	1,[illegible]72	[illegible],[illegible]77	[illegible]15
	£	51,55,[illegible].1	17,20,[illegible]28	5,85,[illegible]45	2,[illegible],[illegible]97	[illegible],[illegible],[illegible]4	64,[illegible]08	141	67,[illegible]46	2,1[illegible],[illegible]15	12,[illegible]78

No. 18.

TOTAL QUANTITY and VALUE of the REGISTERED IMPORTS and EXPORTS of SILVER COIN and BULLION, in each Official Year from 1929-30 to 1933-34.

Countries		Imports					Exports				
		1929-30	1930-31	1931-32	1932-33	1933-34	1929-30	1930-31	1931-32	1932-33	1933-34
QUANTITY		Ounces	Ounces	Ounces	Ounces	Ounces	Ounces	Ounces	Ounces	Ounces	Ounces
United Kingdom (*including* Channel Islands)	Private	55,916,620	64,897,669	19,668,147	3,329,962	3,179,445	..	17,399	12,599,461	7,335,887	6,594,730
	Govt.	..	..	..	..	..	25,519,789	13,743,537	30,042,809	25,002,704	29,241,481
Aden and Dependencies	Private	1,008,927	74	86	2,957	1,694	..	1,988	..	..	..
	Govt.	18,789	31,936	27,371	..	41,132	..	..	23,740	..	..
Bahrein Islands		756,819	751,931	149,634	281,966	215,243	1,774,933	247,322	275,926	377,041	248,704
Maldives		..	..	62	..	..	..	..	..	..	..
Ceylon (*excluding* Maldives)		88,600	2,207,610	1,204,741	885	488	20,849	534	127	476	235
Straits Settlements		49	1,281,025	125,525	102,710	1,519	29,340	4,993	220,044	..	..
Federated Malay States		..	..	..	..	..	11,625	2,999	..	..	..
Hongkong	Private	68,708	894,429	90,962	51,776	42,784	6,371,308	14,780,695	9,187,229	119	22
	Govt.	..	..	..	..	..	..	1,659,642	..	..	..
Union of South Africa		572,418	1,091,325	447,197	505	65	..	..	..	..	..
Zanzibar and Pemba		9,863	..	5,178	74,488	2,222	358,039	811	260,185	..	74,824
Kenya Colony		..	..	9	..	1,299	19,100	..	..	..	3,119
Tanganyika Territory		..	..	22	..	..	..	..	..	..	..
Anglo-Egyptian Sudan		..	..	24	..	..	..	..	..	..	..
Mauritius and Dependencies (*including* Seychelles)		..	37,500	681,866	375,172	..	..	1,858	..	..	..
Commonwealth of Australia		10,841,818	9,069,982	4,487,649	1,163,339	6,206	..	..	..	12	..
New Zealand		115,368	..	188,278	..	..	..	..	..	..	..
Fiji Islands		..	..	..	..	..	1,149	..	..	..	..
Total British Empire	Private	69,324,185	80,231,545	27,038,830	5,383,656	3,450,905	8,591,343	15,058,549	12,542,922	7,713,535	6,919,134
	Govt.	18,789	31,936	27,371	..	41,132	25,519,789	15,403,180	30,066,049	25,002,704	29,241,481
Germany		..	..	..	..	..	..	..	..	..	..
Netherlands		189,189	..	..	..	..	..	..	..	38	..
Belgium	Private	..	..	..	..	..	..	..	..	..	..
	Govt.	..	..	..	..	..	6,178	..	..	..	..
France		1,187,651	869,794	..	26	..	..	..	..	..	4,085
Italy		152,567	..	..	..	..	..	..	..	..	..
Austria		97,550	..	..	..	..	..	..	..	..	..
Maskat Territory and Trucial Oman	Private	498,407	378,648	87,491	189,628	117,354	507,365	188,722	183,347	144,527	42,218
	Govt.	189,132	..	..	2,914	..	..	..	..	..	..
Other Native States in Arabia		244,101	122,343	46,294	82,954	136 752	25,986	37,881	..	..	15,776
Iraq		793,615	776,790	520,366	2,624,683	1,097,590	100,297	..	670,466	..	..
Persia		449,018	62,409	72,930	25,946	3,862	190,259	..	18,749	8,857	17,197
Henjam Island		1	..	..	..	..	..	..	..	..	..
Java		..	..	..	..	..	45,214	1,441	340	..	..
Siam		..	78,752	191,332	43,275	21,835	..	..	63,547	..	..
French Indo-China		..	..	..	12,821	..	..	..	..	..	..
China (*exclusive of* Hongkong and Macao)	Private	365,096	6,533,138	552,504	11,251	1,696	..	..	..	77,002	..
	Govt.	..	..	..	..	..	..	..	..	..	..
Japan		..	..	..	19	..	..	..	..	61	..
Egypt		5,651,106	..	..	..	1,280	..	208	..	..	..
Portuguese East Africa		..	..	96	..	..	..	..	..	..	..
United States of America	Private	17,631,563	22,140,060	3,761,876	54,265	..	..	..	..	..	..
	Govt.	..	..	..	..	..	..	..	..	..	21,621,660
Total Foreign Countries	Private	27,964,919	30,961,935	5,332,938	3,042,863	1,380,289	869,121	227,752	931,449	230,485	79,251
	Govt.	189,132	..	..	2,914	..	6,178	..	..	..	21,621,660
Grand Total Quantity	Private	97,289,104	111,193,480	32,371,768	8,426,518	4,831,254	9,460,464	15,286,301	13,474,371	7,944,020	6,998,385
	Govt.	207,871	31,936	27,371	2,914	41,132	25,525,967	15,403,180	30,066,049	25,002,704	50,863,091

(Continued on next page

No. 18—*continued*

TOTAL QUANTITY and VALUE of the REGISTERED IMPORTS and EXPORTS of SILVER COIN and BULLION, in each Official Year from 1929-30 to 1933-34—continued

COUNTRIES		IMPORTS					EXPORTS				
		1929-30	1930-31	1931-32	1932-33	1933-34	1929-30	1930-31	1931-32	1932-33	1933-34
VALUE		£	£	£	£	£	£	£	£		£
United Kingdom (*including* Channel Islands)	Private	7,38,20,277	7,56,86,361	2,38,79,094	42,94,265	37,09,247	..	18,000	26,57,644	75,03,998	69,19,165
	Govt.	..	..	..	..	..	3,32,33,717	1,39,62,663	3,01,58,761	2,74,23,393	3,17,23,902
Aden and Dependencies	Private	12,93,584	200	95	7,985	6,558	..	2,074	..	..	..
	Govt.	50,488	70,900	73,655	..	57,436	..	..	32,231	..	..
Bahrein Islands		20,15,614	19,93,778	3,74,405	6,97,374	5,79,580	26,96,155	6,55,127	7,45,000	10,16,000	9,70,000
Maldives		..	..	40	..	..	..	..	..	..	..
Ceylon (*excluding* Maldives)		43,527	57,51,683	30,06,833	1,317	556	37,412	1,199	240	773	681
Straits Settlements		75	23,59,023	3,36,064	2,60,075	1,691	75,567	12,245	5,87,040	..	..
Federated Malay States		..	..	..	..	..	81,000	5,000	..	..	..
Hongkong	Private	1,83,750	10,02,753	2,42,007	1,34,349	1,16,705	79,77,734	1,68,22,445	1,00,51,610	322	61
	Govt.	..	..	..	..	..	..	17,72,786	..	..	..
Union of South Africa		7,92,155	12,67,529	4,79,443	700	90	..	..	..	..	..
Zanzibar and Pemba		13,588	..	9,973	2,00,220	3,291	9,50,000	982	7,00,040	..	2,31,000
Kenya Colony		..	..	9	..	1,752	25,910	..	..	..	1,345
Tanganyika Territory		..	..	31	..	..	..	..	..	..	..
Anglo-Egyptian Sudan		..	..	28	..	..	..	..	..	..	..
Mauritius and Dependencies (*including* Seychelles)		..	1,00,000	18,33,500	10,00,216	..	..	5,000	..	..	..
Commonwealth of Australia		1,57,49,678	1,10,39,156	55,66,068	16,03,508	8,624	..	..	..	30	..
New Zealand		1,82,251	..	2,54,410	..	..	..	..	..	..	..
Fiji Islands		..	..	..	..	..	1,535	..	..	..	..
TOTAL BRITISH EMPIRE	Private	9,40,94,449	9,94,00,478	3,59,13,429	81,99,979	44,34,065	1,29,95,333	1,75,75,032	1,07,09,396	85,21,116	77,20,468
	Govt.	50,488	70,900	73,655	..	57,436	3,32,33,717	1,57,35,413	3,01,91,042	2,74,23,393	3,17,23,902
Germany		..	..	..	..	..	..	..	..	..	..
Netherlands		2,71,834	..	..	..	..	..	..	..	82	..
Belgium	Private	..	..	..	..	..	..	..	..	..	..
	Govt.	..	..	..	..	..	5,582	..	..	..	..
France		15,11,564	11,22,577	..	34	..	..	..	..	..	5,842
Italy		1,99,020	..	..	..	..	..	..	..	..	..
Austria		1,20,274	..	..	..	..	..	..	..	..	..
Muskat Territory and Trucial Oman	Private	13,40,360	10,17,878	2,20,700	5,09,775	3,15,011	11,81,691	4,86,041	4,74,107	3,60,541	1,13,709
	Govt.	5,01,502	..	..	7,842	..	..	..	..	..	..
Other Native States in Arabia		5,14,014	2,04,970	1,06,869	2,19,033	3,55,340	24,992	1,00,232	.	..	8,013
Iraq		21,19,010	20,54,606	14,00,109	70,58,106	29,48,406	1,41,000	..	15,05,660	..	..
Persia		10,61,771	1,64,118	1,96,745	64,629	10,469	3,45,966	..	87,100	23,900	66,501
Henjam Island		4	..	..	..	..	..	..	..	..	
Java		..	..	5,14,995	..	..	60,378	1,703	527	..	..
Siam		..	2,11,267	9,50,344	1,18,450	57,001	..	..	1,71,000	..	..
French Indo-China		..	..	..	34,500	..	..	..	..	..	..
China (*exclusive of* Hongkong and Macao)	Private	10,64,223	70,07,953	..	10,822	1,613	..	..	..	90 913	..
	Govt.	..	..	..	..	..	..	..	..	..	..
Japan		..	..	..	30	..	..	..	..	150	..
Egypt		79,56,052	..	150	..	8,311	..	240	..	..	..
Portuguese East Africa		..	..	..	..	..	..	..	..	..	..
United States of America	Private	2,23,50,252	2,33,17,068	48,81,066	73,958	..	..	..	..	..	3,00,41,243
	Govt.	..	..	..	..	..	..	..	..	..	..
TOTAL FOREIGN COUNTRIES	Private	3,05,44,388	3,51,91,339	82,76,878	80,97,336	36,21,091	17,60,997	5,86,316	24,81,416	4,81,541	3,01,61,951
	Govt.	5,01,502	..	..	7,842	..	3,542	..	..	..	1,00,6 [illegible]
GRAND TOTAL VALUE	Private	12,46,38,837	13,45,91,817	4,41,90,307	1,62,97,315	81,15,15	1,47,56,330	1,81,61,348	1,31,90,812	90,02,713	7,78,82,419
	Govt.	5,51,990	70,900	73,655	7,842	57,436	3,32,43,259	1,57,35,413	3,01,91,042	2,74,23,393	6,17,46,185

No. 19

DESCRIPTION of SILVER IMPORTED and EXPORTED

		Imports					Exports				
		1929-30	1930-31	1931-32	1932-33	1933-34	1929-30	1930-31	1931-32	1932-33	1933-34
Bullion—											
Bar	Ounces	93,110,584	105,882,912	29,086,672	4,547,746	3,191,578					
	R	12,45,94,940	12,00,70,654	3,57,92,876	59,69,348	37,28,075	25,762,112*	26,686,717*	41,774,245*	32,417,773*	57,470,106*
Other uncoined silver	Ounces	52,971	242,761	116,291	32,951	7,440					
	R	71,957	2,23,551	1,18,202	43,162	7,900	3,35,64,523†	2,87,49,810†	4,37,85,305†	3,50,21,611†	7,06,59,976†
Coin—											
Government of India rupees	Ounces	2,790,621	5,053,542	3,184,794	3,805,935	1,624,629	1,931,196	464,607	1,730,788	513,593	382,451
	R	75,14,228	1,34,08,371	83,41,116	1,02,33,713	43,71,448	52,00,875	12,51,497	46,53,593	13,83,598	10,30,136
British dollars	Ounces						6,202,520	3,306,142	2,660	..	9
	R						77,80,279	38,19,854	2,900	..	25
Straits dollars	Ounces						1,965	681	..	..	..
	R						2,587	745	..	..	..
Other coin	Ounces	1,542,799	46,201	9,382	42,800	48,439	1,078,638	31,334	32,732	15,358	8,510
	R	20,09,707	60,141	11,768	48,934	65,174	14,30,365	48,255	39,252	20,899	13,831

* Represents quantity in Ounces.
† Represents value in Rupees.

No. 20

TOTAL VALUE of the REGISTERED IMPORTS and EXPORTS of GOLD and SILVER COIN and BULLION, in each Official Year from 1929-30 to 1933-34.

Countries		Imports					Exports				
		1929-30	1930-31	1931-32	1932-33	1933-34	1929-30	1930-31	1931-32	1932-33	1933-34
TOTAL OF GOLD AND SILVER—		R	R	R	R	R	R	R	R	R	R
United Kingdom (including Channel Islands)	Private	9,58,00,082	9,66,84,199	2,63,08,484	42,97,961	41,17,543	..	49,19,346	48,47,16,729	39,99,82,527	46,92,94,602
	Govt.	..	..	..	..	..	3,32,33,717	1,39,62,663	3,01,88,761	2,74,23,395	3,37,23,902
Aden and Dependencies	Private	40,86,963	15,48,355	16,21,823	14,74,433	12,92,900	..	2,071	..	999	4,126
	Govt.	50,488	70,900	73,655	..	57,436	..	..	32,281	..	..
Bahrein Islands		22,44,770	26,45,408	26,48,383	27,56,280	18,01,185	38,96,155	6,65,137	7,45,997	10,16,000	6,70,000
Maldives		..	..	40	..	..	..	..	..	..	..
Ceylon (excluding Maldives)		1,40,45,915	1,02,48,340	82,02,000	51,50,962	49,79,382	39,088	1,342	698	38,973	691
Straits Settlements		5,01,964	98,38,032	6,19,416	2,60,075	27,010	1,24,041	41,245	6,43,500	..	..
Federated Malay States		160	..	..	..	..	31,000	8,000	..	..	..
Hongkong	Private	7,04,665	46,73,709	3,02,776	1,63,357	1,46,712	79,77,734	1,68,22,445	1,00,97,860	322	61
	Govt.	..	..	..	..	..	..	17,73,750	..	..	..
Union of South Africa		4,25,77,851	6,75,85,575	35,16,824	6,31,620	52,760	..	..	..	..	..
Zanzibar and Pemba		13,699	..	80,577	5,76,589	3,47,762	9,50,000	932	7,00,000	..	2,00,000
Kenya Colony		..	..	3,28,066	2,19,833	3,27,066	25,910	..	..	..	1,545
Tanganyika Territory		..	..	31	..	..	..	..	..	..	..
Somaliland Protectorate		12,000	..	..	..	..	..	..	..	..	..
Anglo-Egyptian Sudan		..	..	1,14,848	82,045	4,552	..	..	..	..	..
Mauritius and Dependencies (including Seychelles)		..	1,00,000	18,33,700	10,61,142	81,920	2,346	6,677	..	..	..
Commonwealth of Australia		4,37,57,793	2,10,75,451	96,08,548	16,03,508	8,624	..	..	..	52	..
New Zealand		81,66,210	16,25,327	2,34,819	..	..	..	..	..	..	..
Fiji Islands		200	..	..	..	..	1,535	..	..	..	..
Total British Empire	Private	20,71,62,223	21,60,24,396	5,54,20,170	1,32,77,805	1,31,87,422	1,30,47,759	2,24,67,198	49,69,04,784	40,10,38,803	47,01,73,225
	Govt.	50,488	70,900	73,655	..	57,436	3,32,33,717	1,57,36,413	3,02,21,042	2,74,23,395	3,37,23,902

(Continued on next page).

No. 20—*continued*

TOTAL VALUE of the REGISTERED IMPORTS and EXPORTS of GOLD and SILVER COIN and BULLION, in each Official Year from 1929-30 to 1933-34—continued

COUNTRIES		IMPORTS					EXPORTS				
		1929-30	1930-31	1931-32	1932-33	1933-34	1929-30	1930-31	1931-32	1932-33	1933-34
		£	£	£	£	£	£	£	£	£	£
TOTAL OF GOLD AND SILVER —*continued*											
Germany		..	..	..	..	..	..	..	..	..	..
Netherlands		2,71,884	..	..	..	..	..	..	3,49,27,131	4,22,90,892	3,40,49,927
Belgium	Private	..	..	..	..	..	..	..	1,70,401	..	..
	Govt.	..	..	..	..	..	12,133	..	..	..	..
France		20,64,711	11,22,577	..	44	..	..	..	1,78,10,564	33,14,849	2,48,11,484
Italy		2,08,490	..	..	..	..	..	..	..	2,00,000	84,48,708
Austria		1,20,274	..	..	..	..	..	..	..	..	..
Muskat Territory and Trucial Oman	Private	13,58,307	13,00,947	14,72,612	19,31,739	21,26,618	11,61,691	4,98,218	4,76,107	3,06,591	1,13,700
	Govt.	5,01,502	..	..	7,848	..	..	..	..	..	..
Other Native States in Arabia		35,14,181	26,20,618	18,19,823	12,90,667	11,11,760	28,902	1,00,232	..	2,21,716	32,053
Iraq		98,94,049	77,19,219	66,78,185	74,00,535	29,56,216	1,41,000	..	18,05,680	..	..
ovia		10,62,171	1,64,118	1,96,745	67,290	10,409	2,68,966	..	87,109	23,800	66,401
Henjam Island		6	..	..	..	..	..	..	..	..	..
Sumatra		18	..	..	..	..	..	..	..	..	..
Java		110	96,875	..	..	..	1,07,488	1,708	2,74,277	..	9,[illegible]
Borneo (Dutch)		107	..	..	..	..	..	..	..	..	..
Celebes and other Islands		61	..	..	..	..	..	..	..	..	..
Siam		..	2,11,267	5,14,998	1,16,450	57,600	..	..	1,71,000	..	..
French Indo-China		..	..	..	84,500	..	..	..	..	..	..
China (exclusive of Hongkong and Macão)	Private	12,10,298	1,82,89,478	9,77,988	10,822	84,607	..	..	..	90,913	..
	Govt.	..	..	..	..	..	..	..	..	..	..
Japan		88	..	..	90	..	..	..	1,84,219	150	..
Egypt		2,02,82,191	12,28,218	..	..	8,211	..	240	..	..	..
Portuguese East Africa		..	..	2,21,242	2,50,704	..	..	..	..	..	..
Italian East Africa (Eritrea and Somaliland)		..	..	..	4,250	..	..	..	..	..	..
United States of America	Private	2,53,56,288	2,23,18,060	48,54,988	74,500	..	..	..	7,36,18,807	28,88,40,888	6,58,91,902
	Govt.	..	..	..	..	..	..	..	..	..	1,00,41,153
TOTAL FOREIGN COUNTRIES	Private	6,67,28,088	5,10,18,874	1,07,66,801	1,11,80,901	50,21,019	17,88,101	6,00,188	13,91,80,378	37,62,73,197	11,98,27,484
	Govt.	5,01,502	..	..	7,848	..	12,133	..	..	..	1,00,41,153
GRAND TOTAL	Private	27,80,80,314	26,70,44,276	7,21,85,871	8,94 80,704	1,91,09,441	1,46,88,840	2,30,67,588	92,80,86,148	47,74,12,040	38,86,78,478
	Govt.	5,51,980	70,800	71,486	7,848	57,439	3,32,46,840	1,57,26,413	3,02,21,042	2,74,28 [illegible]	6,37,44,654

No. 20A

TOTAL VALUE of the REGISTERED IMPORTS and EXPORTS of CURRENCY NOTES, in each Official Year from 1929-30 to 1933-34

Countries		Imports					Exports				
		1929-30	1930-31	1931-32	1932-33	1933-34	1929-30	1930-31	1931-32	1932-33	1933-34
		R	R	R	R	R	R	R	R	R	R
CURRENCY NOTES—											
United Kingdom (*including* Channel Islands)	Private	3,01,000	..	..	725	..	..	..	..	..	..
	Govt.	12,890	1,177	..	..	..	..	..	..	..	..
Aden and Dependencies	Private	2,05,140	1,81,890	1,46,950	31,870	2,66,150	..	..	..	..	..
	Govt.	78,450	11,000	17,100	..	..	25,00,000	..	..	..	..
Bahrein Islands		..	..	2,800	4,320	2,000	..	..	..	..	500
Ceylon (*excluding* Maldives)		150	..	..	..	..	5,01,294	6,54,599	2,28,069	17,68,073	22,79,944
Straits Settlements		10	..	..	..	..	..	..	..	..	..
Federated Malay States		..	..	..	..	..	..	..	..	..	..
Anglo-Egyptian Sudan		..	..	160	11,030	13,000	..	..	..	..	..
TOTAL BRITISH EMPIRE	Private	5,06,300	1,81,890	1,49,910	47,945	2,81,150	5,01,294	6,54,599	2,28,069	17,68,073	22,80,444
	Govt.	91,040	12,177	17,100	..	..	25,00,000	..	..	..	..
Muscat Territory and Trucial Oman	Private	..	20,685	26,580	52,200	42,495	..	..	..	12,000	1,09,200
	Govt.	625	..	..	..	..	..	..	..	..	..
Other Native States in Arabia		4,49,590	5,45,741	2,27,959	3,36,495	1,24,693	..	..	..	..	..
Iraq	Private	7,75,000	7,50,000	..	..	..	3,50,000	5,50,000	27,41,000	..	..
	Govt.	..	..	..	..	..	..	..	..	..	..
Persia	Private	100	210	..	..	..	..	..	..	..	..
	Govt.	..	..	..	..	..	..	..	..	..	..
Benjam Island		625	..	..	..	..	..	..	..	..	..
Siam		..	..	..	..	..	..	..	..	..	..
Egypt		..	..	..	..	..	..	..	..	..	..
TOTAL FOREIGN COUNTRIES	Private	12,19,315	13,25,636	2,54,489	3,88,695	1,67,188	3,50,000	5,50,000	27,41,000	12,000	1,09,200
	Govt.	625	..	..	..	..	..	..	..	..	..
GRAND TOTAL	Private	17,25,615	15,07,026	4,04,399	4,36,640	4,48,338	8,51,294	12,04,599	29,79,069	17,80,073	23,89,644
	Govt.	91,665	12,177	17,100	..	..	25,00,000	..	..	..	..
Total value of Gold, Silver and Currency Notes—											
Bengal	Private	3,65,74,267	4,19,45,115	1,22,75,682	26,61,723	9,45,237	3,875	2,497	18,86,243	1,39,18,885	83,61,633
	Govt.	10,416	..	..	..	..	1,71,62,548	38,55,425	1,61,95,810	1,41,29,193	1,89,78,393
Bombay	Private	18,63,02,944	17,91,44,987	4,43,60,799	1,91,04,670	1,01,30,351	1,28,86,958	2,24,41,712	61,21,26,871	60,68,16,363	53,72,81,366
	Govt.	6,81,065	81,900	90,755	7,842	57,436	1,85,83,302	1,18,80,988	1,50,25,232	1,32,94,202	4,47,87,062
Sind	Private	42,67,418	88,60,301	13,79,775	24,82,172	34,45,895	21,05,500	11,25,035	44,38,671	69,04,770	12,83,609
	Govt.	..	..	..	..	..	..	..	..	..	..
Madras		4,77,11,409	4,09,77,844	1,30,78,408	58,11,851	50,00,987	5,46,867	6,92,941	58,31,107	4,37,41,748	3,82,40,236
Burma	Private	28,19,831	26,23,109	6,05,406	3,45,430	35,309	1,44,454	10,000	47,81,131	78,10,367	67,31,513
	Govt.	2,174	1,177	..	..	..	..	..	..	..	..
TOTAL	Private	27,76,75,929	26,85,51,290	7,25,00,070	2,99,05,346	1,95,57,779	1,56,87,154	2,42,72,185	62,90,64,223	67,91,92,133	59,18,93,453
	Govt.	6,44,655	83,077	90,755	7,842	57,436	3,57,45,850	1,57,36,413	3,02,21,042	2,74,23,395	6,37,65,455

No. 21

TOTAL VALUE of the REGISTERED IMPORTS and EXPORTS of GOLD and SILVER COIN and BULLION, also CURRENCY NOTES, into and from each PROVINCE of BRITISH INDIA, in the Official Year 1933-34

COUNTRIES	IMPORTS					
	BENGAL	BOMBAY	SIND *	MADRAS	BURMA	TOTAL
	R	R	R	R	R	R
GOLD—						
United Kingdom (*including* Channel Islands)	4,234	4,03,840	72	..	150	4,08,296
Aden and Dependencies	..	12,88,342	..	..	..	12,88,342
Bahrein Islands	..	10,50,643	1,61,902	..	..	12,12,545
Ceylon (*excluding* Maldives)	..	..	..	49,78,828	..	49,78,828
Straits Settlements	..	3,799	..	21,525	..	25,324
Hongkong	..	..	..	..	32,007	32,007
Union of South Africa	..	52,670	..	..	..	52,670
Zanzibar and Pemba	..	3,44,471	..	..	..	3,44,471
Kenya Colony	..	3,25,314	..	..	..	3,25,314
Anglo-Egyptian Sudan	..	4,552	..	..	..	4,552
Mauritius and Dependencies (*including* Seychelles)	36,025	46,895	..	..	..	82,920
TOTAL BRITISH EMPIRE	39,259	35,29,526	1,62,064	50,00,353	32,157	87,63,359
France	..	..	..	..	..	..
Italy	..	..	..	..	..	..
Maskat Territory and Trucial Oman	..	11,75,061	46,746	..	..	12,21,807
Other Native States in Arabia	5,588	9,60,833	..	..	..	9,66,421
Iraq	..	5,268	12,538	..	..	17,806
Persia	..	..	..	..	..	..
Sumatra	..	..	..	..	..	..
Java	..	..	..	..	..	..
Borneo (Dutch)	..	..	..	..	..	..
Celebes and other Islands	..	..	..	..	..	..
China	34,896	..	..	..	..	34,896
Japan	..	..	..	..	..	..
Egypt	..	..	..	..	..	..
Portuguese East Africa	..	..	..	..	..	..
Italian East Africa (Eritrea and Somaliland)	..	..	..	..	..	..
United States of America	..	..	..	..	..	..
TO ALL FOREIGN COUNTRIES	40,483	21,31,161	59,284	..	..	22,30,928
GRAND TOTAL — Value in R	79,742	56,60,687	2,21,348	50,00,353	32,157	1,10,94,287
GRAND TOTAL — Quantity in ounces	1,067	67,488	2,458	67,180	171	1,38,364

No. 21—*continued*

TOTAL VALUE of the REGISTERED IMPORTS and EXPORTS of GOLD and SILVER, COIN and BULLION, also CURRENCY NOTES, into and from each PROVINCE of BRITISH INDIA, in the Official Year 1933-34—continued

COUNTRIES	EXPORTS					
	BENGAL	BOMBAY	SIND	MADRAS	BURMA	TOTAL
	R	R	R	R	R	R
GOLD—						
United Kingdom (*including* Channel Islands)	..	42,55,97,172	8,20,800	3,59,58,665	..	46,23,76,637
Aden and Dependencies	..	4,126	..	..	..	4,126
Ceylon (*excluding* Maldives)	..	..	..	..	..	..
Straits Settlements	..	..	..	..	..	..
Hongkong	..	..	..	..	..	..
Commonwealth of Australia	..	..	..	..	..	..
TOTAL BRITISH EMPIRE	..	42,56,01,298	8,20,800	3,59,58,665	..	46,23,80,763
Netherlands	..	2,40,49,627	..	..	..	2,40,49,627
Belgium	..	..	..	..	..	..
France	..	2,42,05,492	..	..	..	2,42,05,492
Italy	..	54,38,798	..	..	..	54,38,798
Java	..	63,574	..	..	..	63,574
United States of America	83,58,469	5,70,33,523	..	..	..	6,53,91,992
TOTAL FOREIGN COUNTRIES	83,58,469	11,07,91,014	..	..	..	11,91,49,483
GRAND TOTAL Value in R	83,58,469	53,63,92,312	8,20,800	3,59,58,665	..	58 15,30,246
GRAND TOTAL Quantity in ounces	92,813	6,305,208	9,835	422,348	..	6,830,199

[Continued on next page

No. 21—*continued*

TOTAL VALUE of the REGISTERED IMPORTS and EXPORTS of GOLD and SILVER COIN and BULLION, also CURRENCY NOTES, into and from each PROVINCE of BRITISH INDIA, in the Official Year 1933-34—continued

COUNTRIES		IMPORTS					
		BENGAL	BOMBAY	SIND	MADRAS	BURMA	TOTAL
		R	R	R	R	R	R
SILVER—							
United Kingdom (*including* Channel Islands)		7,81,136	3,22,416	26,05,695	..	..	37,09,247
Aden and Dependencies	Private	..	4,558	..	..	..	4,558
	Govt.	..	57,436	..	..	..	57,436
Bahrein Islands		..	71,900	5,07,650	..	..	5,79,550
Maldives		..	..	..	..	..	..
Ceylon (*excluding* Maldives)		..	..	..	556	..	556
Straits Settlements		..	10	..	80	1,602	1,692
Hongkong		51,700	63,000	..	..	5	1,14,706
Union of South Africa		..	90	..	..	..	90
Zanzibar and Pemba		..	3,291	..	..	..	3,291
Kenya Colony		..	1,752	..	..	..	1,752
Anglo-Egyptian Sudan		..	..	..	..	..	..
Natal		..	..	..	..	..	..
Mauritius and Dependencies (*including* Seychelles)		..	..	..	..	..	..
Commonwealth of Australia		8,624	..	..	..	..	8,624
New Zealand		..	..	..	..	..	..
TOTAL BRITISH EMPIRE	Private	8,41,460	4,67,017	31,13,345	636	1,607	44,24,065
	Govt.	..	57,436	..	..	..	57,436
Netherlands		..	..	..	..	..	..
France		..	..	..	..	..	..
Italy		..	..	..	..	..	..
Maskat Territory and Trucial Oman	Private	..	2,42,700	72,311	..	..	3,15,011
	Govt.	..	..	..	..	..	..
Other Native States in Arabia		2,640	3,39,888	12,817	..	..	3,55,340
Iraq		..	29,46,681	1,727	..	..	29,48,408
Persia		..	7	10,402	..	..	10,409
Siam		21,000	36,000	..	..	..	57,000
French-Indo-China		..	..	..	..	..	..
China		..	67	..	..	1,545	1,612
Egypt		..	8,311	..	..	..	8,311
Portuguese East Africa		..	..	..	..	..	..
United States of America		..	..	..	..	..	..
TOTAL FOREIGN COUNTRIES	Private	23,640	35,68,649	97,257	..	1,545	36,91,091
	Govt.	..	..	..	..	..	..
GRAND TOTAL — Value in R	Private	8,65,100	40,35,666	32,10,602	636	3,152	81,15,156
	Govt.	..	57,436	..	..	..	57,436
GRAND TOTAL — Quantity in ounces	Private	577,098	1,617,666	2,632,822	574	3,077	4,821,264
	Govt.	..	41,132	..	..	..	41,132

No. 21—*continued*

TOTAL VALUE of the REGISTERED IMPORTS and EXPORTS of GOLD and SILVER COIN and BULLION, also CURRENCY NOTES, into and from each PROVINCE of BRITISH INDIA, in the Official Year 1933-34—continued

COUNTRIES		EXPORTS					
		BENGAL	BOMBAY	SIND	MADRAS	BURMA	TOTAL
		R	R	R	R	R	R
SILVER—							
United Kingdom (*including* Channel Islands)	Private	3,108	1,82,528	..	986	67,31,543	69,18,165
	Govt.	1,89,78,393	1,47,45,509	..	..	..	3,37,23,902
Aden and Dependencies	Private	..	..	..	..	..	..
	Govt.	..	..	..	..	..	..
Bahrein Islands		..	3,96,000	2,74,000	..	..	6,70,000
Ceylon (*excluding* Maldives)		..	..	..	691	..	691
Straits Settlements		..	..	..	..	..	..
Federated Malay States		..	..	..	..	..	..
Hongkong	Private	61	..	..	..	..	61
	Govt.	..	..	..	..	..	..
Zanzibar and Pemba		..	2,00,000	..	..	..	2,00,000
Kenya Colony		..	1,545	..	..	..	1,545
Commonwealth of Australia		..	..	..	..	..	..
Fiji Islands		..	..	..	..	..	..
TOTAL BRITISH EMPIRE	Private	3,169	7,80,073	2,74,000	1,677	67,31,543	77,90,462
	Govt.	1,89,78,393	1,47,45,509	..	..	..	3,37,23,902
France		..	5,942	..	..	..	5,942
Muskat Territory and Trucial Oman		.	74,000	39,700	..	..	1,13,700
Other Native States in Arabia		..	22,059	..	..	..	22,059
Iraq		..	..	..	..	..	..
Persia		..	..	46,400	..	..	46,400
China		..	..	..	..	..	..
Japan		..	..	..	..	..	..
United States of America	Private	..	..	..	..	..	..
	Govt.	..	3,00,41,553	..	..	..	3,00,41,553
TOTAL FOREIGN COUNTRIES	Private	..	1,02,001	86,100	..	..	1,88,101
	Govt.	..	3,00,41,553	..	..	..	3,00,41,553
GRAND TOTAL Value in R	Private	3,169	8,82,074	3,60,100	1,677	67,31,543	79,78,563
	Govt.	1,89,78,393	4,47,87,062	..	..	..	6,37,65,455
GRAND TOTAL Quantity in ounces	Private	1,252	403,535	133,453	430	6,459,708	6,998,385
	Govt.	18,701,200	32,161,631	..	..	..	50,863,091

[continued on next page.]

No. 21—*continued*

TOTAL VALUE of the REGISTERED IMPORTS and EXPORTS of GOLD and SILVER COIN and BULLION, also CURRENCY NOTES, into and from each PROVINCE of BRITISH INDIA, in the Official year 1933-34—continued

COUNTRIES		IMPORTS					
		BENGAL	BOMBAY	SIND	MADRAS	BURMA	TOTAL
TAL OF GOLD AND SILVER—		R	R	R	R	R	R
United Kingdom (*including* Channel Islands)		7,85,370	7,26,256	26,05,767	..	150	41,17,543
Aden and Dependencies	Private	..	12,92,900	..	..	..	12,92,900
	Govt.	..	57,436	..	..	..	57,436
Bahrein Islands		..	11,31,543	6,69,642	..	..	18,01,185
Maldives		..	..	..	..	..	..
Ceylon (*excluding* Maldives)		..	..	..	49,79,382	..	49,79,382
Straits Settlements		..	3,809	..	21,605	1,602	27,016
Federated Malay States		..	..	..	..	..	..
Hongkong		51,700	63,000	..	..	32,012	1,46,712
Union of South Africa		..	52,760	..	..	..	52,760
Zanzibar and Pemba		..	3,47,762	..	..	..	3,47,762
Kenya Colony		..	3,27,666	..	..	..	3,27,666
Anglo-Egyptian Sudan		..	4,552	..	..	..	4,552
Mauritius and Dependencies (*including* Seychelles)		35,025	46,895	..	..	..	81,920
Commonwealth of Australia		8,624	..	..	..	..	8,624
New Zealand		..	..	..	..	..	..
Fiji Islands		..	..	..	..	..	..
TOTAL BRITISH EMPIRE	Private	8,80,719	39,96,543	32,75,409	50,00,987	33,764	1,31,87,422
	Govt.	..	57,436	..	..	..	57,436
Netherlands		..	..	..	..	..	..
France		..	..	..	..	..	..
Italy		..	..	..	..	..	..
Muskat Territory and Trucial Oman	Private	..	14,17,761	1,19,057	..	..	15,36,818
	Govt.	..	..	..	..	..	..
Other Native States in Arabia		8,228	12,90,715	12,817	..	..	13,11,760
Iraq		..	29,51,949	14,265	..	..	29,66,214
Persia		..	7	10,402	..	..	10,409
Henjam Island		..	..	..	..	..	..
Sumatra		..	..	..	..	..	..
Java		..	..	..	..	..	..
Siam		21,000	36,000	..	..	..	57,000
French-Indo-China		..	..	..	..	..	..
Celebes and other Islands		..	..	..	..	..	..
China (*exclusive* of Hongkong and Macao)		34,895	67	..	..	1,[illegible]	36,[illegible]07
Japan		..	..	..	..	..	..
Egypt		..	3,211	..	..	..	3,211
Italian East Africa (Eritrea and Somaliland)		..	..	..	..	..	..
United States of America		..	..	..	..	..	..
TOTAL FOREIGN COUNTRIES	Private	64,1[illegible]	56,99,810	1,56,541	..	1,545	[illegible]
	Govt.	..	..	..	..	..	..
GRAND TOTAL VALUE	Private	9,44,842	96,96,[illegible]	34,31,950	50,00,987	35,309	1,91,[illegible],441
	Govt.	..	57,436	..	..	..	7,436

No. 21—*continued*

TOTAL VALUE of the REGISTERED IMPORTS and EXPORTS of GOLD and SILVER COIN and BULLION, also CURRENCY NOTES, into and from each PROVINCE of BRITISH INDIA, in the Official Year 1933-34—continued

COUNTRIES		EXPORTS					
		BENGAL	BOMBAY	SIND	MADRAS	BURMA	TOTAL
		R	R	R	R	R	R
TOTAL OF GOLD AND SILVER—							
United Kingdom (*including* Channel Islands)	Private	3,108	42,57,79,700	8,20,800	3,59,59,651	67,31,643	46,92,94,802
	Govt.	1,89,78,393	1,47,45,509	..	..	..	3,37,23,902
Aden and Dependencies	Private	..	4,126	..	..	..	4,126
	Govt.	..	..	..	..	..	..
Bahrein Islands		..	3,96,000	2,74,000	..	..	6,70,000
Ceylon (*excluding* Maldives)		..	..	..	691	..	691
Straits Settlements		..	..	..	..	..	..
Federated Malay States		..	..	..	..	..	..
Hongkong	Private	61	..	..	..	..	61
	Govt.		..	..	..	..	..
Zanzibar and Pemba		..	2,00,000	..	..	..	2,00,000
Kenya Colony		..	1,545	..	..	..	1,545
Mauritius and Dependencies (*including* Seychelles)		..	..	..	..	..	..
Commonwealth of Australia		..	..	..	..	..	..
Fiji Islands		..	..	..	..	..	..
TOTAL BRITISH EMPIRE	Private	3,169	42,63,81,871	10,94,800	3,59,60,342	67,31,643	47,01,71,225
	Govt.	1,89,78,393	1,47,45,509	..	..	..	3,37,23,902
Netherlands		..	2,40,49,627	..	..	..	2,40,49,627
Belgium		..	..	..	..	..	..
France		..	2,42,11,434	..	..	..	2,42,11,434
Italy		..	54,38,798	..	..	..	54,38,798
Muskat Territory and Trucial Oman		..	74,000	39,700	..	..	1,13,700
Other Native States in Arabia		..	22,059	..	..	..	22,059
Iraq		..	..	..	..	..	..
Persia		..	..	46,400	..	..	46,400
Java		..	63,574	..	..	..	63,574
China		..	..	..	..	..	..
Siam		..	..	..	..	..	..
Japan		..	..	..	..	..	..
United States of America	Private	83,58,469	5,70,33,523	..	..	..	6,53,91,992
	Govt.	..	3,00,41,553	..	..	..	3,00,41,553
TOTAL FOREIGN COUNTRIES	Private	83,58,469	11,06,93,015	91,100	..	..	11,98,37,584
	Govt.	..	3,00,41,553	..	..	..	3,00,41,553
GRAND TOTAL VALUE	Private	83,61,638	53,72,74,886	11,80,900	3,59,60,342	67,31,643	58,95,08,809
	Govt.	1,89,78,393	4,47,87,062	..	..	..	6,37,65,455

[*Continued on next page.*]

No. 21—*concluded*

TOTAL VALUE of the REGISTERED IMPORTS and EXPORTS of GOLD and SILVER COIN and BULLION, also CURRENCY NOTES, into and from each PROVINCE of BRITISH INDIA, in the Official Year 1933-34—concluded

COUNTRIES		IMPORTS					
		BENGAL	BOMBAY	SIND	MADRAS	BURMA	TOTAL
CURRENCY NOTES—		R	R	R	R	R	R
United Kingdom (*including* Channel Islands)	Private	..	..	..	..	..	..
	Govt.	..	..	..	..	..	..
Aden and Dependencies	Private	..	2,66,150	..	..	..	2,66,150
	Govt.	..	..	..	..	..	..
Bahrein Islands		..	..	2,000	..	..	2,000
Anglo-Egyptian Sudan		..	13,000	..	..	..	13,000
TOTAL BRITISH EMPIRE	Private	..	2,79,150	2,000	..	..	2,81,150
	Govt.	..	..	..	..	..	..
Muskat Territory and Trucial Oman	Private	..	30,550	11,945	..	..	42,495
	Govt.	..	..	..	..	..	..
Other Native States in Arabia		395	1,24,298	..	..	..	1,24,693
Iraq		..	..	..	..	..	..
Persia		..	..	..	..	..	..
Henjam Island		..	..	..	..	..	..
TOTAL FOREIGN COUNTRIES	Private	395	1,54,848	11,945	..	..	1,67,188
	Govt.	..	..	..	..	..	..
GRAND TOTAL VALUE	Private	395	4,33,998	13,945	..	..	4,48,338
	Govt.	..	..	..	..	..	..

		EXPORTS					
United Kingdom (*including* Channel Islands)	Private	..	..	..	..	..	..
	Govt.	..	..	..	..	..	..
Aden and Dependencies	Private	..	..	..	..	..	..
	Govt.	..	..	..	..	..	..
Bahrein Islands		..	..	500	..	..	500
Ceylon		..	..	..	22,79,944	..	22,79,944
Straits Settlements		..	..	..	..	..	..
TOTAL BRITISH EMPIRE	Private	..	..	500	22,79,944	..	22,80,444
	Govt.	..	..	..	..	..	..
Muskat Territory and Trucial Oman		..	7,000	1,02,500	..	..	1,09,500
Iraq		..	..	..	..	..	..
Egypt		..	..	..	..	..	..
TOTAL FOREIGN COUNTRIES	Private	.	7,000	1,02,500	..	..	1,09,500
	Govt.	..	..	..	..	..	..
GRAND TOTAL VALUE	Private	.	7,000	1,03,000	22,79,944	..	23,89,944
	Govt.	..	..	..	..	..	..

APPENDIX A.

ALTERATIONS IN THE RECORD OF ARTICLES IN THE ANNUAL STATEMENT OF TRADE.

THE FOLLOWING ALTERATIONS WERE MADE IN THE STATEMENT OF THE SEA-BORNE TRADE OF BRITISH INDIA WITH THE BRITISH EMPIRE AND FOREIGN COUNTRIES FOR 1933-34.

IMPORTS OF BRITISH AND FOREIGN MERCHANDISE.

	Page	
PRIVATE MERCHANDISE—		
Asbestos—		
Manufactures (except for packing)	41	Sub-divided into "sheets, slates, etc., of asbestos, cement and other manufactures".
Machinery and Millwork—		
Pumping Machinery	216	Now shown separately.
Piecegoods of cotton and Artificial silk—		
Piecegoods of cotton, embroidered or superimposed with artificial silk	453	Now shown separately.

EXPORTS OF INDIAN MERCHANDISE

Building and Engineering Materials, *other than* of iron, steel or wood—		
Magnesite	492	Now shown separately.
Chemicals, and Chemical preparations (*excluding* chemical manures and medicines)—		
Magnesium compounds—		
(*i*) Magnesium choride		
(*ii*) Other sorts	496	Now shown separately.
Coir Manufactured—	500	Sub-divided into "coir yarn, coir mats and mattings, coir other sorts".
Fodder, bran and pollards (*excluding* oilcake)—		
Rice meal and dust	516	Now shown separately.
Metals and Ores—		The following revised sub-heads have been introduced :—
Iron and Steel	576	1. Iron— (*a*) Ore. (*b*) Pig. (*c*) Manufactures— (1) Angle, bolt and rod. (2) Bars and Channels.
	578	2. Steel— Bars.
	578	3. Iron or Steel— (*a*) Anchors and Cables. (*b*) Hoops and strips. (*c*) Nails, screws, rivets and washers. (*d*) Old, for remanufacture. (*e*) Pipes and fittings, cast. (*f*) Sheets and plates. (*g*) Tubes, pipes and fittings wrought. (*h*) Other manufactures of iron or steel.
Oils, mineral—		
Petrol, shipped in aircrafts for consumption during the outward journey	594	Now recorded separately.
Stone and Marble—	640	Sub-divided into "granite setts and pavement curbs, other sorts".
Textiles—		
Cotton—		
Twist and Yarn	654	Sub-divided into "Nos. 1—40, above No. 40 including two folds".
White bleached		Sub-divided into "made-up cotton goods, *e.g.*, quilts, bed covers, counterpans, etc., other sorts".
Haberdashery and Millinery		
Wood and Timber—		
Hardwood (*other than* teak)	..	Now shown separately.

EXPORTS OF FOREIGN MERCHANDISE.

Oil, lubricating, shipped in aircrafts for consumption during the outward journey	769	Now recorded separately

APPENDIX B.

LIST OF COUNTRIES THE TRADE WITH WHICH IS SEPARATELY RECORDED

Revised up to 31st March, 1934.

British Empire (including Protectorates and Territories administered under Mandates)

Europe—

- United Kingdom (including Channel Islands)
- Irish Free State
- Gibraltar
- Malta and Gozo

Asia—

- Cyprus
- Palestine
- Aden and Dependencies
- Bahrein Islands
- Ceylon (excluding Maldives)
- Maldives
- Straits Settlements
- Federated Malay States
- Non-Federated Malay States
- British Borneo
- Hongkong

Africa—

Br. West Africa:
- Gambia
- Sierra Leone
- Gold Coast (including Br. Mandated Territory of Togoland)
- Nigeria (including Br. Mandated Territory of Cameroons)
- St. Helena and Ascension

- Protectorate of South-West Africa
- Union of South Africa
- Bechuanaland Protectorate
- Basutoland
- Swaziland
- Rhodesia, Northern
- " Southern

Br. East Africa:
- Zanzibar and Pemba
- Kenya Colony
- Uganda Protectorate
- Tanganyika Territory
- Nyasaland Protectorate

- Somaliland Protectorate
- Anglo-Egyptian Sudan
- Mauritius and Dependencies
- Seychelles
- Socotra

British Empire (including Protectorates and Territories administered under Mandates)—*continued*

America—

North America:
- Canada:
  - *Via* Atlantic Coast
  - " Pacific Coast
- Newfoundland and Labrador
- Bermuda
- Bahamas

- British West India Islands (excluding Bahamas)
- British Honduras
- British Guiana
- Falkland Islands

Oceania—

- Commonwealth of Australia
- Territory of Papua
- New Guinea
- Other British Pacific Islands
- New Zealand
- Nauru and Western Samoa
- Cook Islands
- Union Islands (or Tokelau)
- Fiji Islands

Foreign Countries

Europe—

- U. S. S. R.:
  - Northern
  - Southern
  - Pacific Ports (in Asia)
- Finland
- Estonia
- Latvia
- Lithuania
- Sweden
- Norway
- Spitsbergen
- Poland (including Dantzig)
- Denmark
- Iceland
- Germany
- Netherlands
- Belgium
- Luxemburg
- France
- Spain
- Andorra

Foreign Countries—*continued*

Europe—*continued*

- Portugal (including Azores and Madeira)
- Switzerland
- Italy (including Fiume)
- Italian Aegean Islands
- Austria
- Hungary
- Czechoslovakia
- Yugoslavia (Kingdom of the Serbs Croats and Slovenes)
- Albania
- Bulgaria
- Roumania
- Greece (including Crete)
- Turkey, European
- " Asiatic

Asia—

- Syria
- Muskat Territory and Trucial Oman
- Other Native States in Arabia
- Iraq
- Persia
- Ranjam Islands
- Afghanistan
- Sumatra
- Java
- Borneo (Dutch)
- Dutch New Guinea
- Celebes and other Islands
- Siam
- French Indo China
- Philippines
- Macao
- Portuguese Timor
- Japan
- Korea
- Formosa
- China (excluding of Hongkong and Macao)

Africa—

- Egypt

North Africa:
- Tripoli (Libya)
- Tunis
- Algeria
- Morocco, Spanish
- Morocco, French Protectorate
- Morocco, Tangier

- Canary Islands

APPENDIX B—*continued*

LIST OF COUNTRIES THE TRADE WITH WHICH IS SEPARATELY RECORDED—*continued*

Revised up to 31st March, 1934.

Foreign Countries—*continued*

Africa—continued

West Africa:
- Spanish West Africa
- French West Africa (including French Mandated Territories of Togoland and Cameroons)
- Liberia
- French Equatorial Africa
- Belgian Congo (including Ruanda-Urundi)
- Portuguese West Africa
- Portuguese Guinea
- Cape Verde Islands

Sao Thome Principe

East Africa:
- Portuguese East Africa
- Madagascar and Kerguelen
- Reunion
- Italian East Africa (Somaliland and Eritrea)
- French Somaliland
- Abyssinia

America—

United States of America :

Vid Atlantic Coast

" Pacific Coast

Foreign Countries—*continued*

America—continued

Alaska

Greenland

West Indies:
- Cuba
- Hayti and St. Domingo
- Porto Rico
- French West Indies (Guadeloupe and Martinique)
- St. Pierre et Miquelon
- Virgin Islands of the United States
- Dutch West Indies (Curacao)

Mexico

Guatemala

Honduras (not British)

San Salvador

Nicargua

Costa Rica

Columbia

Panama (*including* Panama Canal Zone)

Venezuela

Dutch Guiana

French Guiana

Foreign Countries—*concluded*

America—concluded

Brazil

Paraguay

Uruguay

Argentine Republic (including the Atlantic Coast of Patagonia)

Chile (including the Pacific Coast of Patagonia)

Peru

Ecuador

Bolivia

Hawaii

Guam

Other Islands in the Pacific

Arctic Region

Antarctic Regions

Fisheries

INDEX

ARTICLES	IMPORTS		EXPORTS			
			INDIAN MERCHANDISE		FOREIGN MERCHANDISE	
	Abstract Tables	General Imports	Abstract Tables	General Exports	Abstract Tables	General Exports
	Page	Page	Page	Page	Page	Page
Acids :						
Acetic	—	60	—	—	—	—
Carbolic	—	60	—	—	—	—
Citric	—	60	—	—	—	—
Hydrochloric	—	61	—	—	—	—
Nitric	—	61	—	—	—	—
Oxalic	—	61	—	—	—	—
Sulphuric	—	61	—	—	—	719
Tartaric	—	62	—	—	—	—
Other sorts	—	62	—	—	—	—
Accoutrements (*included* with "Apparel, etc.")						
Aerated water making machinery	—	210	—	—	—	—
Agricultural implements	—	144	—	—	—	—
,, tractors and parts	—	210	—	—	—	—
Air craft	—	467	—	—	—	—
Ajama seeds	—	—	—	616	—	—
Ajwan ,,	—	—	—	616	—	—
Ale, beer, and porter :	—	190,191	—	841	—	748
Ale and beer (in bottle)	—	189	—	—	—	—
,, ,, ,, (in bulk)	—	189				
Stout and porter (in bottle)	—	190				
,, ,, ,, (in bulk)	—	190				
Alizarine dyes	—	99-102	—	—	—	726
Almond oil	—	281	—	—	—	—
Almonds	—	120	—	—	—	—
Aloes	—	90	—	—	—	—
Alum	—	68	—	—	—	—
Aluminous sulphates	—	64	—	—	—	718
Aluminium : Unwrought (ingots, blocks, bars)	—	235	—	—	—	—
Wrought—						
Circles	—	236	—	—	—	—
Sheets	—	236	—	—	—	—
Other manufactures	—	237	—	—	—	—
Ammonia and Salts thereof :						
Anhydrous	—	64	—	—	—	718
Others	—	64				
Ammonia Phosphate	—	230	—	—	—	—
Ammunition (*included* with "Arms, etc.")						
Anchors and cables of iron or steel	—	253, 823	—	578	—	757
Angle and tee, bolt and rod of iron	—	247, 821	—	576	—	—
,, ,, ,, of steel	—	249	—	—	—	—
Anhydrous ammonia	—	64	—	—	—	727
Aniline dyes	—	102	—	—	—	—
Animal fat (*included* with "Tallow and stearine")						
Animal oils :						
Fish oil	—	279	—	590	—	766
Other kinds	—	280				
Animals, living :						
Cattle (*excepting* sheep and goats)	—	—	—	485	—	—
Horses	—	29	—	488	—	713
Sheep and goats	—	—	—	486	—	—
Other kinds	—	29	—	486	—	713
Aniseed	—	—	—	617	—	—
Apparatus (*included* with Instruments, etc.")						

ARTICLES	IMPORTS		EXPORTS			
			INDIAN MERCHANDISE		FOREIGN MERCHANDISE	
	Abstract Tables	General Imports	Abstract Tables	General Exports	Abstract Tables	General Exports
	Page	Page	Page	Page	Page	Page
Apparel (*including* drapery, uniforms, and accoutrements)	—	80, 807	—	497, 849	—	714, 849
Gold and silver thread	—	81	—	—	—	—
Hats, caps, bonnets, and hatter's ware	—	81	—	—	—	—
Lametta	—	32	—	—	—	—
Second-hand clothing	—	32	—	—	—	—
Waterproofed clothing	—	32	—	—	—	—
Appliances (*included* with "Instruments, etc.")						
Arabic, Gum	—	139	—	540		737
Arms, ammunition, and military stores :	—	40	—	488, 848	—	—
Cartridge cases : Filled	—	34	—	—	—	—
Shot gun cartridges filled	—	34	—	—	—	—
Rifle and other cartridges, filled	—	34	—	—	—	—
Empty	—	35	—	—	—	—
Explosives :						
Blasting fuse	—	36	—	—		
,, gelatine	—	36	—	—		
Dynamite	—	36	—	—		
Gelatine dynamite	—	37	—	—	—	716
Other Nitro-compound explosives	—	37	—	—		
Detonators	—	37	—	—		
Others	—	37	—	—		
Firearms, and parts thereof— Firearms	—	38	—	—	—	715, 849
Parts of firearms	—	38				
Gunpowder, black	—	39	—	—	—	—
,, smokeless	—	39	—	—	—	—
,, others	—	40	—	—	—	—
Other sorts	—	40, 807	—	—	—	716, 849
Arsenic and its oxides	—	65	—	—	—	716
Art, works of (*other than* pictures)	—	41	—	484	—	716
Articles of stone and marble	—	307	—	—	—	—
,, Postal	—	—	—	709	—	806
,, Postal not specified	—	681	—	—	—	—
Artificial silk : Artificial silk yarn	—	452	—	—	—	—
Piece goods of cotton and artificial silk	—	453	—	—	—	—
Piecegoods made entirely of artificial silk	—	453	—	—	—	—
Piecegoods made of cotton and artificial silk (total)	—	453	—	—	—	—
Other sorts	—	454	—	—	—	—
Asafœtida	—	90	—	504	—	738
Asbestos, raw	—	61	—	—	—	—
,, manufactures— Asbestos packing	—	61	—	—	—	—
Sheets, plates, etc., of Asbestos cement	—	61	—	—	—	—
Other manufactures	—	62	—	—	—	—
Asphalt	—	51	—	—	—	—
Automobile lighting lamps	—	161	—	—	—	—
Bacon and hams	—	332	—	—	—	—
Bags, gunny, of jute	—	436	—	681	—	—
,, and sacks of hemp	—	436	—	—	—	—
,, and trunks of leather	—	186	—	566	—	—
Bajra, Jowar and —	—	126	—	534	—	—
Bangles, glass	—	126	—	—	—	—
Barks for tanning	—	94	—	507	—	—
Bars and channels (iron or	—	244, 821	—	577	—	—
,, ,, ,, (iron or steel)	—	—	—	—	—	757

INDEX—*continued*

ARTICLES	IMPORTS		EXPORTS: INDIAN MERCHANDISE		EXPORTS: FOREIGN MERCHANDISE	
	Abstract Tables	General Imports	Abstract Tables	General Exports	Abstract Tables	General Exports
	Page	Page	Page	Page	Page	Page
Bars of steel	—	253, 822	—	—	—	—
Barley	—	131	—	528,839	—	—
Bars, blocks, Ingots,— (aluminium)	—	235	—	—	—	—
	—	295	—	—	—	—
Barytes	—	42	—	—	—	—
Baskets and basketware	—	163	—	—	—	—
Batteries	—	128	—	—	—	784
Beads and false pearls						
Beams, channels, pillars, girders, and bridgework of iron or steel	—	254	—	—	—	—
	—	134	—	525	—	—
Beans	—	—	—	610	—	—
Bêche-de-mer		124	—	—	—	—
Bedsteads		100,817	—	841	—	748
Beer, Ale, —, and porter		369	—	—	—	—
Beet Sugar						
Belting for machinery:						
of cotton	—	43	—	—	—	—
of leather	—	43	—	—	—	—
of other materials (*including* coir)	—	43	—	—	—	—
	—	140	—	541	—	787
Benjamin, Gum—						
Benzine, Benzol, Petrol, and other motor spirits	—	287	—	593	—	—
	—	231	—	—	—	—
Bergamot oil	—	358	—	633	—	—
Betelnuts	—	74	—	—	—	—
Bicarbonate of soda	—	72	—	—	—	—
Bichromate of potassium	—	74	—	—	—	—
„ soda						
Billets and slabs, Ingots, Blooms, — (steel)	—	252	—	—	—	—
	—	332	—	—	—	—
Biscuits and cakes	—	89	—	—	—	—
Black gunpowder	—	389	—	842	—	—
Blankets (cotton)	—	447	—	—	—	—
Blankets and rugs *other than* floor rugs (wool)	—	31	—	—	—	—
Blasting fuse	—	36	—	—	—	—
„ gelatine	—	66	—	—	—	—
Bleaching powder	—	220	—	—	—	—
Bleaching and dyeing machinery (cotton)	—	272, 826	—	583	—	784
Block tin, unwrought	—	278	—	589	—	—
Blocks, Mica: In—.	—	235	—	—	—	—
Blocks, bars, Ingots (aluminium)	—	252	—	—	—	—
Blooms, Ingots, —, billets, and slabs (steel)	—	317	—	—	—	—
Boards, Straw—	—	45	—	—	—	—
Bobbins	—	212	—	—	—	—
Boilers (machinery)	—	247 821	—	—	—	—
Bolt, Angle and tee —, and rod (iron)	—	254	—	—	—	—
„ and nuts of iron or steel	—	—	—	574	—	—
Bones for manurial purposes	—	—	—	489	—	—
Bones for manufacturing purposes	—	—	—	574	—	—
Bonemeal	—	31	—	—	—	—
Bonnets, Hats, caps, —, and hatter's ware						
Books, printed, and printed matter (not being stationery) including maps and charts	—	45,808	—	490 833	—	716
Boots and shoes	—	46, 808	—	490,845	—	716
Rubber soled—						
With canvas uppers	—	47	—	—	—	—
With uppers of leather or other materials	—	47	—	—	—	—
All Rubber	—	48	—	—	—	—

ARTICLES	IMPORTS		EXPORTS: INDIAN MERCHANDISE		EXPORTS: FOREIGN MERCHANDISE	
	Abstract Tables	General Imports	Abstract Tables	General Exports	Abstract Tables	General Exports
	Page	Page	Page	Page	Page	Page
Boots and shoes—*contd.*						
All leather	—	40	—	—	—	—
of other materials	—	48	—	—	—	—
Boot and shoe manufacturing machinery	—	218	—	—	—	—
Borax	—	75	—	495	—	—
Bottled fruits, Canned or—	—	333	—	—	—	—
Bottles, glass	—	130, 813	—	—	—	734
„ soda water	—	129	—	—	—	—
Boxes, Safes and strong — of metal	—	149	—	—	—	—
Braids, woollen	—	447	—	—	—	—
Bran, Fodder, — and pollards	—	117	—	515	—	—
Brandy	—	102	—	—	—	755
Brass (for details *see* under "Metals").						
Braziers (copper)	—	248	—	—	—	—
Bricks. Tiles, ingots, cakes, and —, of unwrought copper	—	248, 820	—	—	—	756, 84
Bricks (not of copper)	—	—	—	491	—	—
Bridgework, Beams, pillars, girders, and —, of iron or steel	—	254	—	—	—	—
Bristles	—	—	—	490	—	—
Bristles and fibre for brushes and brooms.	—	49	—	—	—	—
British dollars	—	—	—	866	—	—
Bronze—*see* Brass under "Metals."						
Brushes and Brooms:						
Brushes:						
Paint and varnish brushes	—	49	—	—	—	—
Toilet brushes	—	50	—	—	—	—
Other brushes	—	50	—	—	—	—
Brooms	—	51	—	—	—	—
Buckets of tinned or galvanised iron	—	144	—	—	—	—
Builders' hardware, such as locks, hinges, etc.	—	145	—	—	—	—
Building and engineering materials: *other than* of iron, steel, or wood.	—	—	—	491, 839	—	717, 847
Asphalt	—	52	—	—	—	—
Bricks	—	—	—	491	—	—
Bricks, *other than* fire-bricks	—	52	—	—	—	—
Firebricks	—	153,809	—	—	—	—
Cement	—	809	—	—	—	—
„ Portland	—	53	—	—	—	—
„ other kinds	—	54	—	—	—	—
Chalk and lime, *excluding* French chalk	—	55	—	491	—	—
Clay	—	55	—	—	—	—
Magnesite	—	—	—	492	—	—
Tiles	—	55, 809	—	492	—	—
Other kinds	—	56, 810	—	492	—	—
Buffalo hides, raw	—	—	—	543	—	—
Oil, tanned or dressed	—	—	—	559	—	—
Bulbs (lamp, electric)—						
Gas filled electric bulbs	—	158	—	—	—	—
Vacuum electric bulbs	—	159	—	—	—	—
Electric bulbs for automobiles	—	159	—	—	—	—
Electric bulbs for torches	—	159	—	—	—	—
Wireless valves	—	160	—	—	—	—
Bullion	863, 866	—	—	—	863, 866	—
Butter	—	338	—	610	—	—
Button, lac	—	193	—	555	—	—
Buttons of all sorts:						
Metal	—	57	—	—	—	—
Other sorts	—	58	—	—	—	—

INDEX—*continued*

ARTICLES	IMPORTS		EXPORTS			
			INDIAN MERCHANDISE		FOREIGN MERCHANDISE	
	Abstract Tables	General Imports	Abstract Tables	General Exports	Abstract Tables	General Exports
	Page	Page	Page	Page	Page	Page
Cabinetware, Furniture and —(*see* details under "Furniture and Cabinetware")						
Cables, Anchors, and—of iron or steel	—	253,823	—	578	—	757
Cables, Electric wires and—(*see* details under "Instruments, Electrical")						
Cajuputi oil	—	281	—	—	—	—
Cakes, Biscuits and—	—	332	—	—	—	—
Calcium carbide	—	67	—	—	—	—
Calf skins, raw	—	—	—	745	—	—
" " dressed	—	—	—	560	—	—
Camphor	—	90	—	804	—	723
Camphor oil	—	281	—	—	—	—
Candles of all kinds	—	59	—	493	—	717
Canes and rattans	—	59	—	494	—	718
Canvas :						
Cotton	—	389	—	656	—	783
Flax	—	432, 832	—	—	—	—
Jute	—	438	—	677	—	—
Carbolic acid	—	60	—	—	—	—
Carbon, electric	—	164	—	—	—	—
Cardamoms	—	358	—	634	—	776
Cardboard, Pasteboard, millboard, and —, of all kinds	—	317, 829	—	606	—	771
Cards, Playing—	—	460	—	—	—	—
Carpets and rugs, woollen	—	—	—	695	—	—
Carpets and floor rugs, woollen	—	448	—	—	—	—
Carriages and carts not mechanically propelled and parts thereof (*excluding* railway carriages, trucks, etc.) (for details *see* under "Vehicles, etc.")						
Cars, Motor—	—	469	—	—	—	—
Cartridge cases :						
Filled	—	84	—	—	—	—
Shot gun cartridges, filled	—	81	—	—	—	—
Rifle and other cartridges, filled	—	84	—	—	—	—
Empty	—	85	—	—	—	—
Casein	—	—	—	494	—	—
Cassia (spices)	—	358	—	—	—	776
Cast steel :						
Cast steel bars	—	251	—	—	—	—
Tool steel, Carbon	—	251	—	—	—	—
" High speed	—	250	—	—	—	—
Castor cake	—	—	—	601	—	—
" oil	—	—	—	584	—	—
" seed	—	—	—	621	—	—

ARTICLES	IMPORTS		EXPORTS			
			INDIAN MERCHANDISE		FOREIGN MERCHANDISE	
	Abstract Tables	General Imports	Abstract Tables	General Exports	Abstract Tables	General Exports
	Page	Page	Page	Page	Page	Page
Cattle (excepting sheep and goats)	—	—	—	485	—	—
Caustic soda	—	75	—	—	—	—
Cement :	—	809	—	—	—	—
Portland	—	53	—	—	—	—
Other kinds	—	54	—	—	—	—
Chadars :						
Grey	—	804, 808	—	657	—	—
White	—	400	—	661	—	—
Coloured, printed, or dyed	—	407,	—	—	—	—
Chairs and tabletops of steel or iron. Rails — (*including* those for railways)	—	414, 420 257, 823	—	—	—	—
Chalk and lime (*excluding* French Chalk)	—	55	—	491	—	—
Chalk, French	—	59	—	—	—	—
Champagne and other sparkling wines	—	196	—	—	—	781
Channels. Bars and—of iron	—	248, 821	—	577	—	—
" Bars and—of steel	—	250, 822	—	—	—	—
" Bars and — of (iron or steel)	—	—	—	—	—	757
Charts (included with "books and printed matter")						
Chasam or waste, silk	—	—	—	612	—	—
Checks, spots, and stripes of cotton cloth, white (bleached)	—	400, 831	—	—	—	—
" " (coloured, printed, or dyed)	—	407	—	—	—	—
Cheese (*including* canned)	—	836	—	610		—
Chemicals and chemical preparations, etc.	—	—		496	—	—
Acids :						
Acetic (pyroligneous)	—	60	—	—	—	—
Carbolic	—	60	—	—	—	—
Citric	—	60	—	—	—	—
Hydrochloric	—	61	—	—	—	—
Nitric	—	61	—	—	—	—
Oxalic	—	61	—	—	—	—
Sulphuric	—	61	—	—	—	719
Tartaric	—	62	—	—	—	—
Other sorts	—	62	—	—	—	—
Alum	—	63	—	—	—	—
Aluminous sulphates	—	64	—	—	—	719
Ammonia and salts thereof			—	—	—	719
Anhydrous	—	64	—	—	—	—
Others	—	64	—	—	—	—
Arsenic and its oxides	—	65	—	—	—	719
Bleaching materials :	—	—	—	—	—	—
Bleaching powder (calcium hypochlorite, chloride of lime)	—	66	—	—	—	—
Other sorts	—	66	—	—	—	—
Carbide of calcium	—	67	—	—	—	—
Copperas (ferrous sulphate	—	67	—	—	—	—
Copper sulphate	—	67	—	—	—	—
Disinfectants :						
Naphthalene	—	68	—	—	—	—
Others	—	68	—	—	—	—
Glycerine	—	69	—	—	—	—
Lead compositions :						
Acetate	—	69	—	—	—	—
Litharge	—	76	—	—	—	—
Others	—	70	—	—	—	—

INDEX—*continued*

ARTICLES	IMPORTS		EXPORTS			
			INDIAN MERCHANDISE		FOREIGN MERCHANDISE	
	Abstract Tables	General Imports	Abstract Tables	General Exports	Abstract Tables	General Exports
	Page	Page	Page	Page	Page	Page
Chemicals, etc.—*contd.*						
Magnesium compounds:						
Chloride	—	71	—	495	—	—
Sulphate	—	71	—	—	—	—
Others	—	71	—	493	—	—
Potassium compounds:						
Bichromate	—	72	—	—	—	—
Chlorate	—	72	—	—	—	—
Cyanide of potassium	—	73	—	—	—	—
Saltpetre (potassium nitrate)	—	—	—	495	—	—
Other sorts	—	73	—	495	—	—
Soda compounds:						
Sodium bicarbonate	—	74	—	—	—	—
„ bichromate	—	74	—	—	—	—
Borax	—	75	—	495	—	—
Caustic soda	—	75	—	—	—	—
Sodium cyanide	—	6	—	—	—	—
„ sulphide	—	76	—	—	—	—
„ carbonate	—	76	—	—	—	—
„ sulphate	—	76	—	—	—	—
„ silicate	—	77	—	—	—	—
Other sorts	—	77	—	495	—	—
Sulphur (Brimstone)	—	78	—	—	—	—
Zinc compounds:						
Chloride	—	70	—	—	—	—
Others	—	70	—	—	—	—
Other sorts of chemicals	—	79	—	493	—	719
Chillies	—	359	—	634	—	—
China clay	—	81	—	—	—	—
Chinese and Japanese-ware (*excluding* lacquered-ware, but *excluding* earthenware and porcelain)	—	81	—	—	—	720
Chlorate, Potassium —	—	72	—	—	—	—
Chocolate, Cocoa and —	—	337	—	—	—	—
Chromite (chrome iron ore)	—	—	—	575	—	—
Chutnies, Pickles, —, sauces, and condiments	—	343	—	—	—	—
Chutnies, Pickles, —, and condiments	—	—	—	612	—	—
Cider and other fermented liquors	—	101	—	—	—	719
Cigarettes	—	456	—	700	—	—
Cigars	—	456	—	700	—	—
Cinchona bark	—	810	—	504	—	—
Cinematograph films	—	174	—	—	—	—
Cinnamon (spices)	—	359	—	635	—	—
„ oil	—	—	—	592	—	—
Circles (aluminium)	—	239	—	—	—	—
Citric acid	—	69	—	—	—	—
Citronella	—	—	—	592	—	—
Clay	—	65	—	—	—	—
Clocks and watches and parts thereof:						
Clocks and time-pieces	—	82	—	—	—	720
Watches	—	82	—	—		
Parts of clocks and watches	—	83	—	—	—	721
Cloth, gunny (jute)	—	439	—	696	—	—
„ hemp	—	436	—	—	—	—
Cloves (spices)	—	359	—	635	—	777
Clove Oil	—	291	—	—	—	—
Coal and Coke:						
Coal	—	84	—	497	—	721
Coke	—	86	—	498	—	
Coal shipped for the use of steamers, etc., engaged in the foreign trade	—	—	—	499	—	721
Coal-mining machinery	—	214	—	—	—	—
Coatings and Trouserings	—	421	—	—	—	—
Coal-tar dyes (for details *see* under "Dyeing and Tanning substances")						
Cocaine	—	91	—	—	—	—
Cochineal	—	93	—	—	—	723
Cocoa and chocolate	—	337	—	—	—	—
Cocoanuts	—	117	—	518	—	—
Cocoanut cake	—	—	—	601	—	—
„ kernel or copra	—	351	—	622	—	—
„ oil	—	291	—	595	—	—
Cocoons	—	—	—	692	—	—
Cod liver oil	—	91	—	—	—	—
Coffee (other than roasted or ground)	—	85	—	499	—	722
Coir	863, 865	—	—	—	863, 865	—
Coir, manufactured (*excluding* rope and bailing)	—	86	—	—	—	—
Coir yarn	—	—	—	503	—	—
„ mats and matting	—	—	—	501	—	—
„ other sorts	—	—	—	501	—	—
„ unmanufactured	—	86	—	500	—	—
Coke	—	84, 810	—	493	—	—
Colours, Paints and —	—	295	—	—	—	760
Compositions, Paints, solutions, and —	—	233	—	—	—	—
Composition, Polishes and — for application to leather	—	323	—	—	—	—
„ „ to metals	—	323	—	—	—	—
Condensed and preserved, *excluding* milk Cream, Milk, —	—	341	—	—	—	—
Condiments, Pickles, chutnies, sauces, and —	—	343	—	—	—	—
Condiments, Pickles, chutnies, and —	—	—	—	612	—	—
Confectionery	—	337	—	611	—	—
Control and switch gear	—	208	—	—	—	—
Copper (for details *see* under "Metals")						
Copperas	—	67	—	—	—	—
Copra, Coconut kernel or —	—	351	—	622	—	—
Coral	—	87	—	503	—	—
Cordage and rope of vegetable fibre (*excluding* jute and cotton)	—	87	—	503	—	722
Coriander seed	—	—	—	617	—	—
Cork manufactures	—	88	—	—	—	—
Cotton cake	—	—	—	601	—	—
Cotton—(Textile) machinery:						
Cotton bleaching and dyeing machinery Cotton printing machinery Cotton spinning machinery Cotton weaving machinery (*with* major head—Machinery and Millwork)						
Cotton:						
Raw	—	378	—	647	—	732
Waste	—	377	—	649	—	—
Twist and yarn	—	377-380	—	649-656	—	733, 800
Manufactures—						
Blankets	—	382	—	842	—	—
Canvas	—	393	—	656	—	733
Handkerchiefs and shawls in the piece:						
Handkerchiefs	—	390	—	656	—	83
Shawls	—	391				

INDEX—*continued*

ARTICLES	IMPORTS		EXPORTS			
			INDIAN MERCHANDISE		FOREIGN MERCHANDISE	
	Abstract Tables	General Imports	Abstract Tables	General Exports	Abstract Tables	General Exports
	Page	Page	Page	Page	Page	Page
Cotton—*continued*						
Manufactures—*contd.*						
Hosiery :						
Stockings and socks	—	831				
Underwear	—	831		857	—	784
Other sorts	—	831				
Lace and patent net	—	838	—	—	—	784
Piecegoods—						
Grey (unbleached)—						
Plain grey :						
Chádars	—	894	—	—	—	—
Dhutis, Sáris, and Scarves	—	894	—	—	—	—
Drills and Jeans	—	894	—	—	—	—
Flannel and flannelettes	—	895	—	—	—	—
Jaconets, *including* Madapollams, Mulls, and Cambrics	—	895	—	—	—	—
Longcloth and Shirtings	—	895	—	—	—	—
Printers	—	896	—	—	—	—
Sheetings	—	896	—	—	—	—
T. cloth and Domestics	—	896	—	—	—	—
Unspecified descriptions	—	897	—	—	—	—
Bordered grey :						
Chádars	—	898	—	—	—	—
Dhutis, Sáris and Scarves	—	898	—	—	—	—
Drills and Jeans	—	898	—	—	—	—
Flannel and flannelettes	—	898	—	—	—	—
Jaconets, *including* Madapollams, Mulls, and Cambrics	—	898	—	—	—	—
Longcloth and Shirtings	—	899	—	—	—	—
Printers	—	899	—	—	—	—
Sheetings	—	899	—	—	—	—
T. cloth and Domestics	—	899	—	—	—	—
Unspecified descriptions	—	899	—	—	—	—
Grey (unbleached) :						
Chádars and dhutis	—	831	—	857	—	784
Drills and Jeans			—	858		
Longcloth and Shirtings			—	859		
T. cloth and Domestics			—	859		
Unspecified descriptions			—	859		
White (bleached) :						
Chádars	—	400	—	861	—	785
Checks, Spots, and Stripes	—	400	—	—		
Dhutis, Sáris, and Scarves	—	401	—	861		
Drills and Jeans	—	401	—	862		
Flannel and flannelette	—	402	—	—		
Jaconets, Madapollams, Mulls, Cambrics, and Muslins	—	402	—	—		
Lawns	—	402	—	—		
Longcloth and Shirtings	—	403	—	862		
Mulls	—	403	—	—		

ARTICLES	IMPORTS		EXPORTS			
			INDIAN MERCHANDISE		FOREIGN MERCHANDISE	
	Abstract Tables	General Imports	Abstract Tables	General Exports	Abstract Tables	General Exports
	Page	Page	Page	Page	Page	Page
Cotton—*continued*						
Manufactures—*contd.*						
Piece goods—*contd.*						
White (bleached)—*contd.*						
Nainsooks	—	404	—	—	—	785
Sheetings	—	404	—	—		
T. cloth and Domestics	—	405	—	862		
Twills	—	405	—	—		
Unspecified descriptions	—	405	—	864		
Coloured, printed, or dyed :						
Printed goods :						
Cambrics, *including* Madapollams, Muslins, Mulls, and Jaconets	—	831	—	—	—	—
Chádars	—	407	—	—	—	—
Checks, Spots, and Stripes	—	407	—	—	—	—
Dhutis	—	407	—	—	—	—
Drills and Jeans	—	408	—	—	—	—
Flannel and flannelettes	—	408	—	—	—	—
Lungis	—	409	—	—	—	—
Prints and Chints	—	409	—	—	—	—
Sáris and Scarves	—	410	—	—	—	—
Sateens	—	410	—	—	—	—
Shirtings	—	411	—	—	—	—
Twills	—	411	—	—	—	—
Woven lungis and Sarongs	—	412	—	—	—	—
Unspecified descriptions	—	412	—	—	—	—
Dyed goods :						
Cambrics, *including* Madapollams, Muslins, Mulls, and Jaconets	—	413	—	—	—	—
Chádars	—	414	—	—	—	—
Checks, Spots, and Stripes	—	414	—	—	—	—
Dhutis	—	414	—	—	—	—
Drills and Jeans	—	415	—	—	—	—
Flannel and flannelette	—	415	—	—	—	—
Italian cloth and Satins	—	415	—	—	—	—
Lungis	—	416	—	—	—	—
Prints and Chints	—	416	—	—	—	—
Sáris and Scarves	—	417	—	—	—	—
Shirtings	—	417	—	—	—	—
Twills	—	417	—	—	—	—
Woven lungis and Sarongs	—	416	—	—	—	—
Unspecified descriptions	—	416	—	—	—	—
Woven coloured goods :						
Cambrics, *including* Madapollams, Muslins, Mulls, and Jaconets	—	430	—	—	—	—
Chádars	—	430	—	—	—	—
Checks, Spots, and Stripes	—	430	—	—	—	—
Clothing and Wearing apparel of Cambrics, Sarongs and Towels	—	431	—	—	—	—
Dhutis	—	431	—	—	—	—
Drills and Jeans	—	432	—	—	—	—
Flannel and flannelettes	—	432	—	—	—	—
Lungis and Sarongs	—	432	—	—	—	—
Prints and Chints	—	433	—	—	—	—
Sáris and Scarves	—	433	—	—	—	—
Shirtings	—	433	—	—	—	—
Twills	—	434	—	—	—	—
Velvet and Velveteens	—	434	—	—	—	—
Unspecified descriptions	—	435	—	—	—	—
Coloured, printed, or dyed :						
Lungis and Sarongs	—	—	—	864	—	786
Drills and Jeans			—	865		
Unspecified descriptions			—	866		

INDEX—*continued*

ARTICLES	Imports		Exports				ARTICLES	Imports		Exports			
			Indian Merchandise		Foreign Merchandise					Indian Merchandise		Foreign Merchandise	
	Abstract Tables	General Imports	Abstract Tables	General Exports	Abstract Tables	General Exports		Abstract Tables	General Imports	Abstract Tables	General Exports	Abstract Tables	General Exports
	Page	Page	Page	Page	Page	Page		Page	Page	Page	Page	Page	Page
Cotton—*concluded*							Drugs and Medicines—*contd.*						
Manufactures—*contd.*							Quinine and its alkaloids :						
Piece goods—*contd.*							,, salts :	—	—	—	505	—	—
Coloured, printed or dyed—*contd.*							,, sulphate or bi-sulphate	—	93, 811	—	—	—	724
,, Tents of all descriptions					—	787	,, hydrochloride or dihydrochloride	—	94, 811	—	—	—	724
,, not more than 9 yds. in length	—	427	—	—	—	—	,, Others	—	94, 811	—	—	—	724
,, Others	—	427	—	—	—	—	Sarsaparilla and preparations thereof	—	95	—	—	—	—
Rope	—	429	—	—	—	788	Saccharine	—	95	—	—	—	724
Thread, sewing	—	429	—	670	—	788	Senna	—	—	—	505	—	—
Towels in the piece	—	430	—	—	—	—	Storax, *including* liquid storax (rosa malloes)	—	96	—	—	—	—
Other sorts of manufactures	—	430, 882	—	670	—	789, 850	Other sorts of drugs and medicines	—	96, 811	—	505	—	724, 847
Cotton, seeds	—	—	—	622	—	—	Medicines and Narcotics	—	812	—	889	—	—
,, seed oil	—	—	—	516	—	—	Dyeing and Tanning substances :						
Countries (*see* Trade with Countries).							Barks for tanning	—	98	—	507	—	—
Cow hides, raw	—	—	—	544	—	—	Cochineal	—	93	—	—	—	726
Cow hides, tanned or dressed	—	—	—	560	—	—	Cutch and Gambier	—	99	—	507	—	726
Cowries	—	854	—	682	—	—	Dyes obtained from coal tar :	—	99-107	—	—	—	—
,, Shells and —(for details *see* under "Shells and Cowries").							Alizarine	—	99-102	—	—	—	726
Cummin seeds	—	—	—	617	—	—	Dry—						
,, ,, (black)	—	—	—	618	—	—	Not exceeding 40 per cent.	—	99	—	—	—	—
Currants and raisins	—	120	—	—	—	—	Exceeding 40 per cent.	—	100	—	—	—	—
Currency notes	868, 875	—	868, 875	—	—	—	Moist—						
Cutch and gambier	—	99	—	507	—	726	Not exceeding 16 per cent.	—	101	—	—	—	—
Cutlery :							Over 16 per cent. but not exceeding 20 per cent.	—	101	—	—	—	—
Pruning knives	—	88	—	—	—	722	Exceeding 20 per cent.	—	101	—	—	—	—
Other kinds	—	88	—	—	—		Congo red	—	103	—	—	—	—
Cuttings of hides and skins, raw	—	—	—	551	—	—	Coupling dyes of the Naphthol group—						
Cyanide of potassium	—	73	—	—	—	—	Naphthols	—	103	—	—	—	—
Cycles (*other than* motor cycles) :							Rapid fast colours (Rapid salts)	—	103	—	—	—	—
,, Imported entire or in sections	—	466	—	—	—	—	Bases	—	103	—	—	—	—
,, motor (*including* scooters)	—	470	—	—	—	—	Other salts	—	103	—	—	—	—
Parts of cycles and accessories (*excluding* rubber tyres)	—	466	—	—	—	—	Vats—						
Dangerous drugs (for details *see* under "Opium and other dangerous drugs").							Indigo	—	104	—	—	—	—
Dangerous petroleum in ships below 76° F.—Benzine, Benzol, Petrol, and other motor spirit (*see* under oil).							Other sorts—						
Dates	—	121	—	—	—	781	Paste	—	104	—	—	—	—
Deal and pinewood	—	476	—	—	—	—	Powder	—	104	—	—	—	—
Denatured spirit	—	194	—	—	—	—	Sulphur, black	—	105	—	—	—	—
Diamonds	—	325	—	—	—	—	Metanil, yellow	—	105	—	—	—	—
Dil oil	—	282	—	—	—	—	Auramine of concentration of 15 per cent. and less.	—	106	—	—	—	—
Dil seed. Sesamum—	—	—	—	619	—	—	Rhodamines (Carthamines) of concentration of 15 per cent. and less	—	106	—	—	—	—
Disinfectants :							Aniline salts	—	106	—	—	—	—
Naphthalene	—	68	—	—	—	—	Others	—	106	—	—	—	—
Others	—	68	—	—	—	—	Aniline	—	102	—	—	—	727
Dollars, British	—	—	—	—	866	—	Indigo	—	—	—	508	—	—
,, Straits	—	—	—	—	866	—	Myrobalans	—	—	—	508	—	—
Domestic hardware, *other than* enamelled ironware	—	145	—	—	—	—	,, extracts	—	108	—	509	—	—
Domestic (cloth and—(*see* under cotton)							Safflower	—	—	—	509	—	—
Drapery (*included* with "Apparel etc.")							Saffron	—	108	—	—	—	727
Drills and drabs—(*see* under cotton)							Turmeric	—	—	—	510	—	—
Drugs and Medicines :							Other sorts, *including* lac-dye	—	108	—	511	—	728
Aloes	—	90	—	—	—	—	Dynamite	—	80	—	—	—	720
Asafœtida	—	90	—	504	—	723	Earthenware and porcelain :						
Camphor	—	90	—	504	—	723	Earthenware :			—	512	—	729
Cinchona bark	—	810	—	504	—	—	Pipes of earthenware	—	110				
Cocaine	—	91	—	—	—	—	Sanitary ware	—	110	812	—	—	—
Cod liver oil	—	91	—	—	—	—	Other kinds	—	111				
Galangal	—	—	—	504	—	—							
Morphia	—	92	—	—	—	—							
Preparations of Opium and Morphia	—	92	—	—	—	—							
Nux vomica (Strychnia)	—	—	—	504	—	—							
Proprietary and patent	—	92	—	—	—	—							

INDEX—*continued*

ARTICLES	IMPORTS		EXPORTS			
			INDIAN MERCHANDISE		FOREIGN MERCHANDISE	
	Abstract Tables	General Imports	Abstract Tables	General Exports	Abstract Tables	General Exports
	Page	Page	Page	Page	Page	Page
Earthenware, etc.—*contd.*						
Porcelain :						
Electrical	—	112, 812	—	—	—	—
Other kinds	—	112, 813	—	—	—	—
Electrical instruments (for details *see* under "Instruments, apparatus and appliances").						
,, machinery (for details *see* under "Machinery and millwork").						
Electroplated ware	—	113	—	—	—	729
Engine and Boiler Packing—	—	295	—	—	—	—
Engines Gas—(*other than* locomotives)	—	203	—	—	—	—
,, Oil—(locomotives)	—	200	—	—	—	—
,, Oil—(*other than* locomotives)	—	203	—	—	—	—
,, Steam—(locomotives)	—	201	—	—	—	—
,, Steam—(*other than* locomotives)	—	205, 818	—	—	—	—
Engravings—*See* "Prints, engravings and pictures".						
Envelopes imported separately	—	313	—	—	—	—
Envelopes, Writing-paper and—	—	313, 828	—	—	—	770
Essential oils	—	284	—	592	—	766
,, seeds (for details *see* under "Seeds").						
Eucalyptus oil	—	282	—	—	—	—
Fans, Electric—and parts thereof	—	155	—	—	—	—
Farina and potato flour	—	362	—	—	—	—
Farinaceous foods	—	338	—	—	—	—
Feathers	—	—	—	513	—	—
Fennel seed	—	—	—	618	—	—
Fenugreek seed	—	—	—	619	—	—
Fermented liquors. Cider and other—	—	101	—	—	—	749
Fents of all descriptions	—	—	—	—	—	787
,, not more than 9 yds. in length	—	427	—	—	—	—
,, others	—	427	—	—	—	—
Ferro-manganese ore	—	—	—	576	—	—
Ferruginous ore	—	—	—	583	—	—
Fibre, for brushes and brooms	—	—	—	513	—	—
Films, Cinematograph—	—	176	—	—	—	—
Firearms	—	88, 807	—	—	—	715, 846
Firebricks	—	53, 809	—	—	—	—
Firewood	—	477	—	706	—	—
Fireworks	—	114	—	—	—	730
Fish (*excluding* canned fish):						
,, dry, salted	—	115	—	514	—	730
,, ,, unsalted	—	114	—	513		
,, wet, salted (*nyapi*)	—	116	—	515	—	—
,, other sorts	—	116	—	—	—	—
,, oil	—	279	—	—	—	—
Fishmaws and sharkfins	—	115	—	514	—	730
Fishing rods and lines (included with "Sticks and whips").						
Fish manures	—	231	—	570	—	—
Fishplates, Rails, chairs and—(iron or steel) (*including* those for railway	—	257, 823	—	—	—	—
Fittings, Umbrella—	—	402	—	—	—	—
,, Pipes and—(*not* (iron or steel)	—	257	—	579	—	730

ARTICLES	IMPORTS		EXPORTS			
			INDIAN MERCHANDISE		FOREIGN MERCHANDISE	
	Abstract Tables	General Imports	Abstract Tables	General Exports	Abstract Tables	General Exports
	Page	Page	Page	Page	Page	Page
Fittings Tubwant—wrought (iron or steel)	—	264	—	580	—	760
Flannel and flannelette : (*see* under Cotton)						
Flash lights, *including* torch lights, pocket lamps, etc.	—	160	—	—	—	—
Flax :						
Raw	—	431	—	673	—	—
Twist and yarn	—	432	—	—	—	—
Manufactures—						
Canvas	—	432, 833	—	673, 843	—	—
Piece goods	—	432, 833			—	790
Thread, sewing	—	433			—	—
Other sorts	56	433, 833			—	790, 850
Floor-cloth, Oil-cloth and—	—	204	—	—	—	769
Flour mill machinery, Rice and—	—	217	—	—	—	—
Flour, rice	—	186	—	586	—	—
,, wheat	—	187	—	586	—	—
Fodder, Bran, and Pollards (*excluding* oilcake)	—	117				
Rice bran	—	—	—	515	—	—
Other sorts of bran and pollards	—	—	—	516	—	—
Rice meal and dust	—	—	—	516	—	—
Other sorts of fodder	—	—	—	517	—	—
Foods, Farinaceous—	—	338	—	—	—	—
Frankincense, Olibanum or—	—	141	—	641	—	788
French chalk	—	89	—	—	—	—
Fruits and Vegetables :						
Fresh Fruits :						
Cocoanuts	—	117	—	518	—	731
Other sorts	—	118	—	518		
Fresh vegetables of all kinds	—	118	—	—		
Onions	—	—	—	519		
Others	—	—	—	519		
Fruits and Vegetables : dried, salted, etc.—	—	—	—	521		
Almonds	—	120	—	—	—	—
Currants and raisins	—	120			—	—
Dates	—	121			—	731
Other sorts	—	122			—	731
Fuel oils	—	285	—	—	—	—
Funnels, globes, and glass parts of lamps	—	130	—	—	—	—
Furniture and cabinetware :						
Bedsteads	—	124	—	672	—	732
Furniture of wood (*other than* bedsteads)	—	125				
Furniture of other materials (*other than* bedsteads)	—	126				
Mouldings	—	126				
Fuse, blasting	—	36	—	—	—	—
Galangal	—	—	—	504	—	—
Galvanized (iron or steel) sheets and plates—	—	250, 824	—	549	—	760
Gambier Catch and—	—	99	—	507	—	726
Games, Toys and requisites for —and sports	—	449	—	702	—	780
Gas engines	—	203	—	—	—	—
Gelatine	—	124	—		—	—

INDEX—*continued*

ARTICLES	IMPORTS		EXPORTS			
			INDIAN MERCHANDISE		FOREIGN MERCHANDISE	
	Abstract Tables	General Imports	Abstract Tables	General Exports	Abstract Tables	General Exports
	Page	Page	Page	Page	Page	Page
Gelatine dynamite	—	87	—	—	—	—
Generators	—	206	—	—	—	—
German-silver	—	247	—	—	—	—
Ghi	—	340	—	611	—	—
Gin	—	191	—	—	—	—
Ginger	—	360	—	635	—	—
Gingergrass oil	—	—	—	591	—	—
Girders, Beams, pillars, —, and bridge work of iron or steel	—	254	—	—	—	—
Glass and glassware	—	—	—	523	—	—
Bangles	—	128	—	—	—	—
Beads and false pearls	—	128	—	—	—	784
Bottles and phials :	—	130, 813	—	—	—	734
Sodawater bottles	—	129	—	—	—	—
Others	—	129	—	—	—	—
Funnels, globes, and glass parts of lamps	—	130	—	—	—	—
Scientific glassware	—	131	—	—	—	—
Sheet and plate	—	131	—	—	—	784
Tableware (*including* decanters, etc.)	—	131	—	—	—	—
Other glassware	—	132, 814	—	—	—	735,847
Glue	—	133	—	—	—	—
Glow lamps, electric	—	158	—	—	—	—
Glycerine	—	69	—	—	—	—
Goat skins (dressed or tanned)	—	—	—	562	—	—
„ „ (raw)	—	—	—	547	—	—
Goats, Sheep and —	—	—	—	485	—	—
Gold	862, 863, 869	—	862, 863, 870	—	—	—
Gold and silver plate (Jewellery)	—	131	—	554	—	746
„ „ „ thread	—	81	—	—	—	—
Goods of silk mixed with other materials	—	* 442	—	603	—	793
Grain, Pulse, and Flour : Barley	—	134	—	523, 839	—	—
Beans (dry)	—	134	—	525	—	—
Gram	—	134	—	526, 839	—	—
Jowar and bájra	—	135	—	524	—	—
Lentils	—	—	—	527	—	—
Maize	—	—	—	525	—	—
Oats	—	—	—	525	—	—
Pulse	—	135	—	—	—	—
Pulse, other sorts	—	—	—	527	—	—
Rice in the husk (Paddy)	—	136	—	529	—	—
Rice not in the husk :	—	136	—	—	—	—
Boiled rice	—	—	—	530	—	—
Cleaned rice	—	—	—	531	—	—
Broken cleaned rice	—	—	—	533	—	—
Other sorts	—	—	—	533	—	—
Total rice not in the husk	—	—	—	534, 839	—	736
„ „ flour	—	136	—	536	—	—
Wheat	—	137	—	536, 840	—	736
„ flour	—	137	—	537, 840	—	—
Other sorts	—	138	—	538, 840	—	736
Gram	—	134	—	526, 839	—	—
Graphite	—	296	—	605	—	—
Graphite crucibles	—	139	—	—	—	—
Grease	—	371	—	—	—	—
Groundnut cake	—	—	—	602	—	—
„ oil	—	291	—	596	—	—

ARTICLES	IMPORTS		EXPORTS			
			INDIAN MERCHANDISE		FOREIGN MERCHANDISE	
	Abstract Tables	General Imports	Abstract Tables	General Exports	Abstract Tables	General Exports
	Page	Page	Page	Page	Page	Page
Groundnut seeds	—	351	—	623	—	—
Guano, Fish manure and —	—	—	—	571	—	—
Gums and Resins : Arabic	—	139	—	540	—	737
Benjamin	—	140	—	541	—	737
Dammer (Resins)	—	140	—	—	—	—
Olibanum or flankincense	—	141	—	541	—	738
Rosin	—	141	—	541	—	738
Other sorts	—	142	—	541	—	739
Gunny bags (Jute)	—	438	—	681	—	—
„ cloth „	—	439	—	686	—	—
Gunpowder, black	—	39	—	—	—	—
„ smokeless	—	39	—	—	—	—
Haberdashery and millinery:						
Lace and embroidery	—	434	—	674	—	791
Towels not in the piece	—	4				
Other sorts	—	435				
Hair of all kinds	—	143	—	—	—	—
Hair, Manufactures of —	—	143	—	—	—	—
Hams, Bacon and —	—	332	—	—	—	—
Handkerchiefs and shawls in the piece (cotton)	—	390	—	656	—	783
Handkerchiefs	—	390	—	—	—	—
Shawls	—	390	—	—	—	—
Hardware and cutlery, *including* agricultural implements and plated-ware	—	814	—	542, 840	—	847
Hardware, *excluding* cutlery and electro-plated ware : Agricultural implements	—	144	—	—	—	740
Buckets of tinned or galvanised iron	—	144	—	—		
Builder's hardware, such as locks, etc.	—	145	—	—		
Domestic hardware (*other than* enamelled ironware)	—	145	—	—		
Enamelled ironware	—	146	—	—		
Gas mantles	—	146	—	—		
Implements and tools (*other than* agricultural implements, etc.)	—	147	—	—		
Lamps, metal	—	148	—	—		
„ glass	—	148	—	—		
Parts of lamps *other than* glass	—	149	—	—		
Safes and strong boxes of metal	—	149	—	—		
Stoves	—	149	—	—		
Other sorts	—	150	—	—		
Harmoniums, Organs and—	—	169	—	—	—	—
Harness, Saddlery and —	—	187, 817	—	506	—	—
Hats, caps, bonnets, and hatter's ware	—	31	—	—	—	—
Hatter's ware, Hats, caps, bonnets, and —	—	31	—	—	—	—
Hay (included with "Fodder, etc.")						
Hemp, manufactures of (*excluding* cordage) : Bags and sacks	—	436	—	675	—	—
Cloth	—	437				
Other sorts	—	437				
Raw	—	436	—	674	—	—
Hides and Skins, raw : Hides, raw : Buffalo hides	—	152	—	543	—	741
Cow hides	—	152	—	544	—	741

INDEX—*continued*

ARTICLES	IMPORTS		EXPORTS			
			INDIAN MERCHANDISE		FOREIGN MERCHANDISE	
	Abstract Tables	General Imports	Abstract Tables	General Exports	Abstract Tables	General Exports
	Page	Page	Page	Page	Page	Page
Hides and skins, raw—*contd.*						
Hides, raw—*contd.*						
Calf skins—						
Buffalo calf skins	—	—	—	545	—	—
Cow calf skins	—	—	—	545	—	—
Other hides	—	—	—	546	—	—
Skins, raw :						
Goat skins	—	152	—	547	—	741
Sheep skins			—	548		
Other skins			—	549		
Cuttings of hides and skins (raw)	—	—	—	551	—	—
Hides, tanned or dressed :						
Buffalo hides	—	153	—	559	—	747
Cow hides			—	560		
Calf skins			—	560		
Other hides			—	561		
High speed. Tool steel		250	—	—	—	—
Hoops and strips (iron or steel)	—	255, 823	—	578	—	738
Hops	—	154	—	—	—	—
Hornmeal	—	231	—	571	—	—
Horns, tips and pieces of horn	—	154	—	552	—	741
Horses	—	29	—	485	—	713
Hosiery (cotton)	—	891, 831	—	657	—	784
,, (wool)	—	448, 833	—	—	—	—
Household and laundry soap	—	355	—	—	—	—
Indigo	—	104	—	508	—	—
Ingots, blocks, and bars (aluminium)	—	235	—	—	—	—
Ingots, blooms, billets, and slabs (steel)	—	252	—	—	—	—
,, Tiles, —, cakes, and bricks and slabs of unwrought copper	—	243, 820	—	841	—	756, 849
Instruments, apparatus, and appliances, and parts thereof :—	—	—	—	841	—	848
Electrical :	—	—	—	—	—	741
Electric fans and parts thereof	—	155	—	—	—	—
Electric wires and cables :						
Rubber, insulated	—	155	—	—	—	—
Insulations, *other than* rubber	—	155	—	—	—	—
Telegraph and telephone wires and cables	—	156	—	—	—	—
Bare Copper wire (Electrolytic)		156	—	—	—	—
Telegraph and telephone Instruments, and apparatus	—	158	—	—	—	—
Electric lamps and parts thereof :						
Electric glow lamps :						
Gas filled electric bulbs	—	158	—	—	—	—
Vacuum electric bulbs	—	159	—	—	—	—
Electric bulbs for automobiles	—	159	—	—	—	—
Electric bulbs for torches	—	159	—	—	—	—
Wireless valves	—	160	—	—	—	—
Flash lights *including* torch lights, pocket lamps, etc.	—	160	—	—	—	—
Automobile lighting lamps	—	161	—	—	—	—
Standard lighting lamps	—	161	—	—	—	—
Other sorts	—	162	—	—	—	—
Parts and accessories of electric lamps	—	162	—	—	—	—
Batteries	—	163	—	—	—	—
Carbons, electric *including* furnace electrodes)	—	164	—	—	—	—
Accumulators (*including* parts)	—	164	—	—	—	—
Cookers, electric	—	161	—	—	—	—
Electric bell apparatus (not telegraphic or telephonic)	—	165	—	—	—	—

ARTICLES	IMPORTS		EXPORTS			
			INDIAN MERCHANDISE		FOREIGN MERCHANDISE	
	Abstract Tables	General Imports	Abstract Tables	General Exports	Abstract Tables	General Exports
	Page	Page	Page	Page	Page	Page
Instruments, apparatus, etc —*contd.*						
Electrical—*contd.*						
Electric lighting, accessories and fittings (including switches)	—	165	—	—	—	—
Electrical instruments (other than telegraphic and telephonic) :						
Meters	—	165	—	—	—	—
Others	—	166	—	—	—	—
Electro-medical apparatus (including X-ray apparatus)	—	166	—	—	—	—
Switch boards (*other than* telegraph and telephone)	—	167	—	—	—	—
Electrical goods and apparatus not enumerated	—	167	—	—	—	—
Musical :	—	818	—	858	—	—
Organs and Harmoniums, complete	—	108	—	—	—	—
Pianos and piano players, complete	—	109	—	—	—	—
Talking machines and accessories :						
Talking Machines	—	170	—	—	—	742
Records	—	170	—	—		
Accessories	—	171	—	—		
Other sorts	—	171	—	—	—	743
Optical	—	172	—	—	—	743
Photographic	—	818	—	—	—	743
Cinematograph films :						
Raw	—	174	—	—	—	—
Exposed	—	174	—	—	—	—
Photographic (*other than* cinematograph films)	—	176	—	—	—	—
Scientific and philosophical	—	177	—	—	—	—
Surgical	—	177	—	—	—	—
Wireless apparatus	—	178	—	—	—	—
Other kinds	—	178, 818	—	843	—	744
Iron (for details see under "Metals")						
Iron or steel (for details see under "Metals")						
Ironware, enamelled —	—	144	—	—	—	—
Ivory, unmanufactured	—	180	—	843	—	745
,, manufactured	—	180	—	844	—	745
Jaconets (*including* Madapollams, Muslin, and Cambrics (Grey)						
,, Madapollams, Muslin Cambrics and Muslins (White)						
,, (*otherwise* specified) (classified under cotton goods)						
Jadestone	—	—	—	854	—	—
Jams and jellies	—	340	—	—	—	—
Japanesware, Chinese and—	—	81	—	—	—	720
Jarrah wood	—	477	—	—	—	—
Jowar and bajra	—	126	—	864	—	—
Jeans, Drills and — (Grey)						
(White)						
(Coloured) (classified under cotton goods)						
Jewellery, Jewels and —	—	340	—	—	—	—
Jewellery, also plate of gold and silver :						
Jewellery	—	181	—	864	—	74
Plate of gold and silver	—	181	—	851	—	74
Jingli Til or — (Sesamum) oil	—	—	—	5 7	—	—
,, Til or — seed	—	332	—	6 8	—	—
Jute —(Textile) machinery	—	2..3	—	—	—	—
,, raw	—	444	—	675	—	—
,, twist and yarn	—	43	—	676	—	—

INDEX—*continued*

ARTICLES	IMPORTS		EXPORTS			
			INDIAN MERCHANDISE		FOREIGN MERCHANDISE	
	Abstract Tables	General Imports	Abstract Tables	General Exports	Abstract Tables	General Exports
	Page	Page	Page	Page	Page	Page
Jute—manufactures of :						
Canvas	—	438	—	677	—	—
Gunny bags (Total)	—	438	—	681	—	—
Gunny cloth (Total)	—	439	—	686	—	—
Hessian gunny bags	—	—	—	680	—	—
Hessian gunny cloth	—	—	—	684	—	—
Rope and twine	—	439	—	687	—	—
Sacking gunny bags	—	—	—	677	—	—
Sacking gunny cloth	—	—	—	683	—	—
Other kinds	—	440	—	688	—	—
Kapok	—	—	—	555	—	—
Kernel (copra. Coconut—	—	351	—	622	—	—
Kerosene oil (in bulk)	—	285	—	594	—	760
,, ,, (in tins)	—	286				
Keys, Sleepers and — of steel and iron (Railway)	—	264, 824	—	—	—	—
Knitting, Sewing and — machines	—	218	—	—	—	—
,, Parts of sewing and — machines	—	219	—	—	—	—
,, wool, Yarn and —	—	446	—	—	—	—
Lac :						
Button	—	183	—	555	—	—
Seed	—	182	—	556	—	—
Shell	—	183	—	556	—	—
Stick	—	182	—	557	—	—
Other kinds (*excluding* Lacdye)	—	183	—	558	—	—
Lace and embroidery (haber dashery)	—	434	—	—	—	—
Lace and patent net (cotton)	—	393	—	—	—	784
Lacquered-ware of Foreign manufacture (included with "Chinese and Japanese ware, etc.")						
Lacquered-ware of Indian manufacture	—	—	—	550	—	—
Lamotta	—	82	—	—	—	—
Lamps, Glow (for details *see* Instruments Electrical)—						
,, glass	—	148	—	—	—	—
,, metal	—	148	—	—	—	—
Lard	—	341	—	618	—	—
Launches and boats (included with "Ships, etc.")						
Laundry soap. Household and —	—	355	—	—	—	—
Lavender oil	—	282	—	—	—	—
Lead (for details *see* under "Metals")						
Leather—						
Hides, tanned or dressed :						
Buffalo hides	—	183	—	559	—	747
Cow hides			—	560		
Calf skins			—	560		
Buffalo Calf skins			—	560		
Cow Calf skins			—	561		
Other hides			—	561		
Leather, cloth (*including* Artificial leather)	—	185	—	—	—	—
,, belting	—	—	—	566	—	—
Skins, tanned or dressed :			—	558		
Goat skins	—	184	—	562	—	747
Sheep skins			—	562		
Other skins			—	563		
Unwrought	—	184, 817	—	565, 841	—	748, 848

ARTICLES	IMPORTS		EXPORTS			
			INDIAN MERCHANDISE		FOREIGN MERCHANDISE	
	Abstract Tables	General Imports	Abstract Tables	General Exports	Abstract Tables	General Exports
	Page	Page	Page	Page	Page	Page
Leather—*contd.*						
Manufactures (*excluding* boots and shoes and belting for machinery) :						
Bags and trunks	—	185	—	566	—	748
Belting	—	—	—	566		
Pickers	—	186	—	—		
Picking bands and straps	—	186	—	—		
Roller skins	—	186	—	—		
Saddlery and harness	—	187, 817	—	566		
Other sorts	—	187, 817	—	567, 841		
Leather tanning and curing machinery	—	213	—	—	—	—
Lemon oil	—	283	—	—	—	—
Lentils	—	—	—	527	—	—
Lime, Chalk and — (*excluding* French chalk)	—	55	—	491	—	—
Linseed cake	—	—	—	602	—	—
Linseed oil	—	291	—	596	—	767
,, seed	—	551	—	623	—	—
Liqueurs	—	192	—	—	—	—
Liquors :			—	568		848
Ale, beer, and porter :	—	817	—	841	—	748
Ale and beer :						
in bottle	—	189	—	—	—	—
in bulk	—	189	—	—	—	—
Stout and porter :						
in bottle	—	190	—	—	—	—
in bulk	—	190	—	—	—	—
Cider and other fermented liquors	—	191	—	—	—	749
Spirit—						
Brandy	—	191			—	749
Gin	—	191			—	—
Liqueurs	—	192			—	—
Rum	—	192			—	—
Whisky	—	193	—	568, 841	—	749
Spirit, present in drugs, medicines, or chemicals	—	193			—	—
Spirit, perfumed	—	193			—	—
,, denatured	—	194			—	—
Other sorts of spirit	—	195				750
Wines—						
Champagne and other sparkling wines	—	196			—	751
Port	—	196			—	751
Still red wines other than port	—	197				
Sherry, Madeira, and Marsala	—	197				
Still white wines (*other than* Sherry, Madeira, and Marsala)	—	198			—	751
Other sorts (*including* Vermouth and ginger wine)	—	198			—	751
Other sorts of liquors	—	—	—	568	—	354
Lithographing materials, Printing and — (*excluding* paper) (*see* "Printing and Lithographing machinery, etc.")						
Lithophone—						
Dry	—	299	—	—	—	—
White moist	—	299	—	—	—	—
Locomotive engines and tenders (railway) and parts thereof						
Locomotives (*excluding* those for railways)						
For details (*see* under "machinery".)						

INDEX—*continued*

ARTICLES	IMPORTS		EXPORTS			
			INDIAN MERCHANDISE		FOREIGN MERCHANDISE	
	Abstract Tables	General Imports	Abstract Tables	General Exports	Abstract Tables	General Exports
	Page	Page	Page	Page	Page	Page
Longcloth and Shirtings :	—					
Grey						
White						
(*see* under cotton goods)						
Lubricating oils :						
Batching oils . .	—	286	—	—	—	—
Other lubricating oils .	—	287	—	—	—	—
Machinery and Millwork :		—	—	568	—	760, 848
Prime movers (*other than* electrical) :						
Locomotives (*including* those for railways) .	—	—	—	—	—	758
Oil engines . .	—	200	—	—	—	—
Parts of oil engines .	—	201	—	—	—	—
Steam engines. .	—	201	—	—	—	—
Parts of steam engine Railway Locomotive Engines and tenders and parts . .	—	202	—	—	—	—
Others . . .	—	202	—	—	—	758
Other than Locomotives :						
Gas engines . .	—	203	—	—	—	—
Parts of gas engines	—	203	—	—	—	—
Oil-engines . .	—	203	—	—	—	—
Parts of oil engines .	—	204	—	—	—	—
Steam engines. .	—	205, 816	—	—	—	—
Parts of steam engines	—	205	—	—	—	—
Others . .	—	205	—	—	—	—
Electrical machinery of all kinds :						
Control and Switchgear	—	206				
Generators, Alternators and dynamos . .	—	206				
Motors . .	—	207	—	—	—	753
Transformers . .	—	208				
Turbo-generating sets .	—	208				
Other kinds . .	—	208				
Machinery, not being prime movers :						
Aerated water making machinery . .	—	210	—	—	—	—
Agricultural machinery						
Agricultural tractors and parts . . .	—	210	—	—	—	—
Ploughs and parts .	—	211	—	—	—	—
Other sorts. . .	—	211	—	—	—	—
Boilers . . .	—	212	—	—	—	—
Boot and shoe manufacturing machinery.	—	213	—	—	—	—
Leather tanning and curing machinery .	—	213	—	—	—	—
Metal working machinery . . .	—	214	—	—	—	—
Mining machinery :						
Coal	—	214	—	—	—	—
Other sorts . .	—	214	—	—	—	—
Oil crushing and refining machinery. . .	—	215	—	—	—	—
Saw mill machinery .	—	216	—	—	—	—
Pumping machinery .	—	216	—	—	—	—
Refrigerating machinery .	—	217	—	—	—	—
Ice and flour mill machinery	—	217	—	—	—	—
Saw mill and wood working machinery .	—	218	—	—	—	—
Sewing and knitting machinery and parts—						
Sewing and knitting machines . .	—	218	—	—	—	—
Parts of sewing and knitting machines .	—	219	—	—	—	—

ARTICLES	IMPORTS		EXPORTS			
			INDIAN MERCHANDISE		FOREIGN MERCHANDISE	
	Abstract Tables	General Imports	Abstract Tables	General Exports	Abstract Tables	General Exports
	Page	Page	Page	Page	Page	Page
Machinery and Millwork—*contd.*						
Sugar machinery . .	—	219	—	—	—	—
Tea machinery . .	—	220	—	—	—	—
Textile machinery :						
Cotton :						
Cotton bleaching and dyeing machinery .	—	220	—	—	—	—
Cotton printing machinery . . .	—	221	—	—	—	—
Cotton spinning machinery . . .	—	221	—	—	—	—
Cotton weaving machinery . . .	—	221	—	—	—	—
Cotton, other sorts .	—	222	—	—	—	—
Jute	—	223	—	—	—	—
Shuttles (*excluding* those for sewing machines) .	—	223	—	—	—	—
Wool machinery . .	—	224	—	—	—	—
Other sorts . . .	—	224	—	—	—	—
Typewriters . . .	—	225	—	—	—	—
Parts of Typewriters .	—	226	—	—	—	—
Other sorts of machinery	—	226, 819	—	—	—	784
Madapollams (grey and white) (included with "Jaconets, etc.")						
" (coloured) (included with "Cambric, etc.")						
Madeira and Marsala. Sherry—	—	197	—	—	—	781
Maize	—	—	—	863	—	—
Manganese ore . . .	—	—	—	882	—	—
Manures (*excluding* Oilcake), Nitrogenous—						
Nitrate of soda . .	—	228	—	—	—	—
Sulphate of ammonia .	—	228	—	873	—	—
Others . . .	—	229	—	—	—	—
Potassic—						
Muriate of potash .	—	229	—	—	—	—
Others . . .	—	229	—	—	—	—
Phosphatic—						
Superphosphate . .	—	230	—	—	—	—
Others . . .	—	230	—	—	—	—
Compounds—						
Ammonia phosphate .	—	230	—	—	—	—
Fish manures . .	—	231	—	870	—	—
Bones for manurial purposes . .	—	—	—	869	—	—
Bone meal . . .	—	—	—	869	—	—
Guano	—	—	—	871	—	—
Hornmeal . . .	—	231	—	811	—	—
Other kinds . . .	—	231	—	872	—	—
Maps and charts (included with "Books and printed matter")						
Marble, Stone and—	—	366	—		—	779
" " articles of—	—	367	—	—	—	—
Marsala, Sherry, Madeira and—	—	197	—	—	—	781
Matches	—	—	—	—	—	44
Safety	—	232	—	—	—	—
Other sorts . .	—	232	—	—	—	—
Match making materials—						
Unslipped splints .	—	234	—	—	—	—
Veneers for match boxes and slip-less boxes .	—	234	—	—	—	—
Materials, Building and engineering— (for details see under "Building and engineering materials")						
" Fencing— .	—	256	—	—	—	—
" Painters'— .	—	304	—	865	—	—

INDEX—*continued*

ARTICLES	IMPORTS		EXPORTS			
			INDIAN MERCHANDISE		FOREIGN MERCHANDISE	
	Abstract Tables	General Imports	Abstract Tables	General Exports	Abstract Tables	General Exports
	Page	Page	Page	Page	Page	Page
Materials Printing and lithographing — (*excluding* paper)	—	328, 830	—	609	—	772
,, Pulp of wood and other — for making paper	—	320	—	—	—	—
,, for making paper, Rags and other —	—	320	—	—	—	—
,, Telegraphs—for construction of	—	375, 830	—	—	—	850
,, Telephones	—	376	—	—	—	—
Mats and matting (*except* coir and rubber)	—	235	—	573	—	755
Mechanically propelled vehicles (for details *see* under "Vehicles, etc.")						
Medicines, Drugs and — (for details *see* under "Drugs and Medicines")						
Mercerised cotton yarn	—	386	—	—	—	—
Metal working machinery	—	214	—	—	—	—
Metals and ores:						
Aluminium:						
Unwrought (ingots, blocks, bars)	—	235	—	—	—	—
Wrought:						
Circles	—	236	—	—	—	—
Sheets	—	236	—	—	—	—
Other manufactures	—	237	—	—	—	—
Antifriction metal	—	238	—	—	—	—
Brass, Bronze, and similar alloys:						
Unwrought	—	238	—	573	—	—
Wrought:	—	820	—	574, 841	—	848
Mixed or yellow metal, for sheathing	—	238	—	—	—	755
Rods	—	239	—	—	—	—
Sheets	—	239	—	—	—	—
Tubes	—	240	—	—	—	—
Wire	—	240	—	—	—	—
Other sorts	—	240	—	—	—	756
Chromite (chrome iron ore)	—	—	—	575	—	—
Copper:						
Ore	—	242	—	575	—	—
Old, for re-manufacture	—	242	—	—	—	—
Unwrought:						
Tiles, ingots, cakes, bricks, and slabs	—	242 } 820	—	—	—	756, 840
Other sorts	—	243 }	—	841		
Wrought:	—	—	—	—	—	840
Braziers	—	243	—	—	—	—
Rods	—	243	—	—	—	—
Sheets	—	244 820	—	575	—	756
Tubes	—	244	—	—	—	—
Wire *excluding* wire of telegraph, etc.	—	245	—	—	—	—
Other manufactures	—	245	61	724, 841	—	—
Ferro alloys	—	246	—	—	—	—
Ferro-manganese	—	—	—	576	—	—
German silver (*including* nickel silver)	—	247	—	—	—	—
Iron:						
Ore	—	247	—	576	—	—
Pig	—	247, 821	—	576	—	—

ARTICLES	IMPORTS		EXPORTS			
			INDIAN MERCHANDISE		FOREIGN MERCHANDISE	
	Abstract Tables	General Imports	Abstract Tables	General Exports	Abstract Tables	General Exports
	Page	Page	Page	Page	Page	Page
Metals and ores—*contd.*						
Iron—*contd.*						
Manufactures:						
Angle and tee, bolt, and rod	—	247, 821	—	576	—	—
Bars and channel	—	248, 821	—	577	—	—
Rice bowls	—	248	—	—	—	—
Steel:						
Angle and tee	—	249	—	—	—	—
Spring	—	250	—	—	—	—
Bars (*other than* cast steel)	—	250 } 822	—	578		
Channels	—	— }				
Cast:						
Tool steel:						
High speed	—	250	—	—	—	—
Carbon	—	251 822	—	—	—	—
Cast steel bars	—	251	—	—	—	—
Other cast steel	—	252	—	—	—	—
Ingots, blooms, billets, and slabs	—	252	—	—	—	—
Iron or steel:						
Ore	—	—	—	—	—	849
Pig	—	—	—	—	—	849
Manufactures—	—	—	—	—	—	757
Anchors and cables	—	253, 823	—	578	—	757
Angle, bolt, and rod	—	—	—	—	—	757
Bars and channel	—	—	—	—	—	757
Beams, channels, pillars, girders, and bridge work	—	254	—	—	—	—
Bolts and nuts	—	254	—	—	—	—
Fencing materials	—	255	—	—	—	—
Hoops and strips	—	255, 823	—	578	—	758
Nails, rivets, and washers	—	255, 823	—	578	—	758
Old, for remanufacture	—	256	—	579	—	758
Pipes and fittings, cast	—	257	—	579	—	759
Rails, chairs, and fish-plates (*including* those for railways)	—	257, 823	—	—	—	—
Screws:						
Wood screws	—	258	—	—	—	—
Metal thread screws	—	258	—	—	—	—
Sheets and plates, galvanised:	—	580	—	759		
Corrugated	—	259				
Plain	—	260 824				
Tinned:						
Tin plates	—	260	—	—	—	—
Other sorts	—	260	—	—	—	—
Not galvanised or tinned:					—	760
Sheets up to ¼ inch thick	—	261	—	—	—	—
Plates over ¼ inch thick	—	262	—	—	—	—
Other sorts	—	262	—	—	—	—
Sleepers and keys of steel or iron for railways	—	264, 824	—	—	—	—
Tubes, pipes and fittings, wrought	—	264	—	580	—	760
Wire nails	—	265	—	—	—	—
,, rope, black	—	265	—	—	—	—
,, rope, galvanised	—	266	—	—	—	—
Wire (*other than* fencing wire)	—	266, 824	—	—	—	761
Other manufactures of iron or steel	—	267, 825	—	580, 847	—	761
Lead:	—	—	—	—	—	849
Unwrought:						
Ore	—	268	—	—	—	762
Pig	—	269, 825	—	581	—	762
Other sorts	—	269	—	582	—	762
Wrought:	—	—	—	—	—	763
Sheets	—	270, 826	—	—	—	—
Pipes and tubes	—	269	—	—	—	—
Sheets for tea chests	—	270	—	—	—	—
Other sorts	—	270, 826	—	—	—	—
Manganese ore	—	—	—	582	—	—
Ferruginous Manganese ore	—	—	—	583	—	—

INDEX—*continued*

ARTICLES	IMPORTS		EXPORTS			
			INDIAN MERCHANDISE		FOREIGN MERCHANDISE	
	Abstract Tables	General Imports	Abstract Tables	General Exports	Abstract Tables	General Exports
	Page	Page	Page	Page	Page	Page
Metals and Ores—*contd.*						
Quicksilver	—	271	—	—	—	763
Solder	—	272	—	—	—	—
Tin :						
Ore	—	—	—	583	—	—
Unwrought (block)	—	272, 826	—	583	—	764
Wrought (*including* plates or sheets, not tinned iron)	—	826	—	584	—	—
Tin foils	—	272	—	—	—	—
Other sorts	—	273	—	—	—	—
Wolfram ore	—	—	—	584	—	—
Zinc or Spelter :						
Unwrought	—	274	—	584	—	764
Zinc, wrought or manufactured	—	274, 827				
Other sorts	—	275				
Unenumerated metals	—	276	—	584, 841	—	764, 849
„ ores	—	276	—	585, 841	—	765, 849
Mica :						
In Blocks	—	278	—	589	—	—
„ Splittings	—	279	—	589	—	—
Milk, condensed and preserved, etc.	—	341	—	—	—	—
Military stores (*included* with "Arms, etc.")						
Millboard, Pasteboard, and cardboard of all kinds	—	317, 829	—	606	—	771
Millinery, Haberdashery and	—	434	—	674	—	791
Millwork, Machinery and — (for details *see* under "Machinery and Millwork")						
Mineral manures, Artificial and — (for details *see* under "Manures")						
Mineral grease *including* Petroleum Jelly	—	290	—	—	—	—
Mining machinery :						
Coal	—	214	—	—	—	—
Other sorts	—	214	—	—	—	—
Mixed or yellow metal, for sheathing	—	238	—	—	—	755
Monazite	—	—	—	590	—	—
Molasses	—	370	—	642	—	—
Morphia	—	92	—	—	—	—
„ Preparations of Opium and —	—	92	—	—	—	—
Motor cars	—	469	—	—	—	—
„ covers (Pneumatic)	—	345	—	—	—	—
„ cycles	—	470	—	—	—	—
„ cycle covers (Pneumatic)	—	346	—	—	—	—
Motor cycle tubes (Pneumatic)	—	347	—	—	—	—
Motor Omnibuses, etc.	—	471	—	—	—	—
„ (machinery)	—	207	—	—	—	—
„ tubes (Pneumatic)	—	345	—	—	—	—
Mouldings	—	126	—	—	—	—
Mowa or mowra seed	—	—	—	634	—	—
Mulls (white)	—	402	—	—	—	—
Mulls (grey) (*included* with "Jaconets, etc.")						
„ (coloured) (*included* with "Cambrics, etc.")						
Muriate of Potash	—	229	—	—	—	—
Musical instruments	—	168, 815	—	558	—	743
Muslins (coloured) (*included* with "Cambrics, etc.") (white) (*included* with "Jaconets, etc.")						
Mustard seed	—	—	—	624	—	—
„ or rape oil	—	—	—	597	—	—
Myrobalan extracts	—	108	—	509	—	—

ARTICLES	IMPORTS		EXPORTS			
			INDIAN MERCHANDISE		FOREIGN MERCHANDISE	
	Abstract Tables	General Imports	Abstract Tables	General Exports	Abstract Tables	General Exports
	Page	Page	Page	Page	Page	Page
Myrobalans	—	—	—	[illegible]	—	—
Nails, rivets, and washers of iron or steel	—	284, 823	—	570	—	758
Nainsooks (white)	—	404	—	—	—	—
Naphthalene	—	66	—	—	—	—
Natural science, Specimens illustrative of	—	357	—	633	—	778
Net, Lace and patent — (cotton)	—	392	—	—	—	784
News printing paper	—	309	—	—	—	—
Ngapi. Fish, wet, salted —	—	116	—	515	—	—
Niger seed	—	—	—	625	—	—
Nitrate of soda		228	—	—	—	—
Nitric acid	—	61	—	—	—	—
Noils. Silk yarn, —, and warps	—	441	—	—		797
Note and letter paper	—	313	—	—		—
Notes, Currency	806, 875	—	806, 875	—	—	—
Nutmegs	—	361	—	—	—	777
Nuts. Bolts and — (iron or steel)	—	284	—	—	—	—
Nux vomica (Strychnia)	—	—	—	516	—	—
Oats	—	—	—	625	—	—
Oilcakes :						
Castor cake			—	601	—	—
Coconut cake (Punac)			—	601	—	—
Cotton cake			—	601	—	—
Groundnut cake		294	—	602	—	—
Linseed cake			—	602	—	—
Rape and sesamum cake			—	602	—	—
Others			—	602	—	—
Oil-cloth and floor-cloth	—	294	—	—	—	769
Oil crushing and refining machinery	—	215	—	—	—	—
Oil-engines (for omotives)	—	209	—	—	—	—
„ (*other* than locomotives)	—	208	—	—	—	—
Oils :						
Animal :						
Fish oil	—	279	—	590	—	764
Other kinds	—	280				
Essential :						
Synthetic	—	280	—	—	—	—
Natural :						
Almond	—	781	—	—	—	—
Bergamot	—	781	—	—	—	—
Cajuputi	—	281	—	—	—	—
Camphor	—	781	—	—	—	—
Cinnamon	—	—		592	—	—
Citronella	—	—	—	592	—	—
Clove	—	282	—	—	—	—
Dill	—	282	—	—	—	—
Eucalyptus	—	782	—	—	—	—
Ginger grass	—	—	—	591	—	—
Lavender	—	782	—	—	—	—
Lemon	—	280	—	—	—	—
Lemongrass	—	—	—	591	—	—
Otto Rose	—	782	—	—	—	—
Palma Rosa	—	—	—	592	—	—
Peppermint	—	281	—	—	—	—
Sandalwood	—	—	—	591	—	—
Thymol	—	—	—	592	—	—
Other sorts	—	782	—	592	—	—

INDEX—*continued*

ARTICLES	IMPORTS		EXPORTS			
			INDIAN MERCHANDISE		FOREIGN MERCHANDISE	
	Abstract Tables	General Imports	Abstract Tables	General Exports	Abstract Tables	General Exports
	Page	Page	Page	Page	Page	Page
Oils—*contd.*						
Mineral : . . .						
Dangerous petroleum flashing below 76° F.	—	—	—	593	—	—
Benzine and petrol .	—	—	—	593	—	—
Fuel oils . .	—	285	—	—	—	—
Oil Fuel shipped for the use of steamers engaged in the foreign trade . .	—	—	—	—	—	709
Kerosene (in bulk) .	—	285	—	594	—	766
,, (in tins) .	—	286				
Lubricating oils :						
Batching oils . .	—	286	—	—	—	—
Other lubricating oils	—	287	—	—	—	—
Oil lubricating shipped in air crafts, etc. .	—	—	—	—	—	769
Petroleum Dangerous flashing below 76° F.—Benzine, Benzol and Petrol	—	287	—	593	—	—
Petrol shipped in air craft for consumption during the outward journey . . .	—	—	—	594	—	—
Paints solutions, and compositions, flashing below 76° F. . .	—	288	—	—	—	—
White oil . . .	—	288	—	—	—	—
Other kinds . .	—	289	—	594	—	767
Turkey red oil . .	—	290	—	—	—	—
Mineral Grease *including* Petroleum Jelly . .	—	290	—	—	—	—
Vegetable, non-essential :						
Castor . . .	—	—	—	594	—	—
Coconut . . .	—	291	—	595	—	—
Cotton seed . .	—	—	—	596	—	—
Groundnut . .	—	291	—	596	—	—
Linseed . . .	—	291	—	596	—	767
Mustard or rape . .	—	—	—	597	—	—
Sesamum (til or jinjili).	—	—	—	597	—	—
Other sorts . .	—	291	—	598	—	768
Oilcakes	—	294	—	—	—	—
Castor	—	—	—	601	—	—
Coconut	—	—	—	601	—	—
Cotton	—	—	—	601	—	—
Groundnut . . .	—	—	—	602	—	—
Linseed . . .	—	—	—	602	—	—
Rape and Sesamum	—	—	—	603	—	—
Others . .	—	—	—	603	—	—
Oil newspaper . . .	—	314	—	—	—	—
Olibanum or frankincense .	—	141	—	541	—	732
Omnibuses (Motor) . .	—	471	—	—	—	—
Onions	—	—	—	519	—	—
Opium	—	295	—	604,842	—	—
Opium and other dangerous drugs .	—	854—857	—	860—861	—	858—859
I. Narcotic Drugs, restricted (under the Dangerous Drugs Convention, 1925)—						
(a) Opium, crude and manufactured . .	—	854	—	860	—	858
(b) Morphine and diacetylmorphine (heroine) and their salts .	—	854	—	861	—	858

ARTICLES	IMPORTS		EXPORTS			
			INDIAN MERCHANDISE		FOREIGN MERCHANDISE	
	Abstract Tables	General Imports	Abstract Tables	General Exports	Abstract Tables	General Exports
	Page	Page	Page	Page	Page	Page
I. Narcotic Drugs, restricted, etc.—*contd.*						
(c) Preparations containing (a) and / or (b) above, except preparations containing no heroine and not more than 0·2 per cent. of morphine, which are unrestricted . .	—	854	—	861	—	858
(d) Eucodal (Hydrochlorate of dihydroxycodeinon) and dicodide (Hydrocodeinon), and their salts and preparations .	—	855	—	861	—	858
(e) Coca leaves, crude cocaine, and ecgonine . .	—	855	—	861	—	858
(f) Cocaine and its salts.	—	855	—	861	—	858
(g) Preparations containing (f) above in which the amount of cocaine exceeds 0·1 per cent.	—	856	—	861	—	858
(h) Indian hemp and its galenical preparations (extract and tincture) . .	—	856	—	861	—	858
(i) Dihaudide and benzoyl-morphine and other esters of morphine . . .	—	856	—	861	—	859
II. Narcotic Drugs, unrestricted . .	—	857	—	861	—	859
Optical instruments . .	—	178	—	—	—	743
Ore :						
Chromite . . .						
Iron						
Iron or steel . . .						
Lead						
Manganese . . .						
Ferruginous Manganese .						
Tin						
Wolfram . . .						
Unenumerated . . (*Vide* Metals and Ores)						
Organs and Harmoniums .	—	169	—	—	—	—
Ornamental wood (for details *see* under "Wood")						
Other textiles—						
Manufactured . .	—	455	—	699	—	799
Raw	—	455	—	698	—	798
Otto rose oil . . .	—	283	—	—	—	—
Oxalic acid . . .	—	61	—	—	—	—
Packing, Engine and Boiler — of all kinds . .	—	295	—	—	—	—
Packing paper . . .	—	309	—	—	—	—
Paints and Painters' materials :						
Paints and Colours :						
Barytes . . .	—	295	—	—	—	—
Blue Paint or Paris Blue	—	296	—	—	—	—
Enamels prepared .	—	296	—	—	—	—
Graphite . . .	—	296	—	605	—	—
Red lead :						
Genuine, dry . .	—	297	—	—	—	—
Reduced ,, . .	—	297	—	—	—	—
White lead :						
Genuine, dry . .	—	297	—	—	—	—
,, moist .	—	298	—	—	—	—
Reduced, dry . .	—	298	—	—	—	—
,, moist .	—	298	—	—	—	—
Lithophone—						
Dry . . .	—	299	—	—	—	—
White moist . .	—	299	—	—	—	—

INDEX—*continued*

ARTICLES	IMPORTS		EXPORTS			
			INDIAN MERCHANDISE		FOREIGN MERCHANDISE	
	Abstract Tables	General Imports	Abstract Tables	General Exports	Abstract Tables	General Exports
	Page	Page	Page	Page	Page	Page
Paints and Painters' materials—*contd.*						
Paints and colours—*contd.*						
Zinc, white :						
Genuine, dry	—	299	—	—	—	—
„ moist	—	300	—	—	—	—
Reduced, dry	—	300	—	—	—	—
„ moist	—	301	—	—	—	—
Other sorts	—	—	—	605	—	—
White dry	—	302	—	—	—	—
Coloured dry	—	302	—	—	—	—
White moist	—	302	—	—	—	—
Coloured moist	—	303	—	—	—	—
Painters' materials :	—	—	—	605	—	—
Turpentine :						
Genuine turpentine	—	304	—	—	—	—
Turpentine substitute	—	305	—	—	—	—
Varnish :						
Enamels	—	305	—	—	—	—
Lacquers	—	305	—	—	—	—
Other kinds	—	306	—	—	—	—
Other kinds	—	307	—	—	—	—
Paints, solutions, and compositions (flashing below 76° F.)	—	288	—	—	—	—
Palmarosa oil	—	—	—	592	—	—
Paper mill machinery	—	216	—	—	—	—
Paper and pasteboard :						
Paper :						
Packing paper	—	309	—	—	—	—
Paper manufactures	—	315	—	—	—	—
Printing paper—	—	328	—	606	—	770
News printing	—	309	—	—	—	—
Other sorts	—	310	—	—	—	—
Writing paper and envelopes—	—	328	—	—	—	770
Writing paper in large sheets	—	311	—	—	—	—
Note and letter paper and envelopes	—	312	—	—	—	—
Envelopes imported separately	—	313	—	—	—	—
Old newspaper in bales and bags	—	314	—	—	—	—
Other kinds of paper	—	314, 329	—	606	—	770
Pasteboard, millboard and cardboard of all kinds—	—	329	—	606	—	771
Straw boards	—	317	—	—	—	—
Other kinds	—	317	—	—	—	—
Manufactures of pasteboard, millboard and cardboard	—	318	—	—	—	—
Paper making materials :	—	—	—	607	—	—
Pulp of wood	—	320	—	—	—	—
Rags and other materials	—	320	—	—	—	—
Paraffin wax	—	320	—	607	—	—
Parasols (*included* with "Umbrellas")	—	464	—	706	—	801
Parts of carriages	—	63	—	—	—	721
„ clocks and watches	—	466	—	—	—	—
„ cycles	—	149	—	—	—	—
„ lamps (*other than glass*)	—	472	—	—	—	—
„ Mechanically propelled vehicles	—	219	—	—	—	—
„ sewing and knitting machines	—	226	—	—	—	—
„ typewriters and accessories	—	317, 329	—	606	—	771
Pasteboard, millboard, and cardboard of all kinds	—	92	—	—	—	—
Patent medicines. Proprietary and —	—	328	—	—	—	794
„ net. Lace and — (cotton)	—	326	—	—	—	—
Pearls (unset)	—	328	—	—	—	784
„ Beads and false —		128	—	—	—	—
Pencils	—	264	—	636	—	—
Pepper	—	280	—	—	—	—
Peppermint oil	—	283	—	—	—	—
Perambulators and children's go-carts Parts of—	—	464	—	—	—	—

ARTICLES	IMPORTS		EXPORTS			
			INDIAN MERCHANDISE		FOREIGN MERCHANDISE	
	Abstract Tables	General Imports	Abstract Tables	General Exports	Abstract Tables	General Exports
	Page	Page	Page	Page	Page	Page
Perfumed spirit	—	198	—	—	—	—
Perfumery :						
Perfumery (not being perfumed spirit)	—	221	—	606	—	771
Petroleum (for details see under "Oil")						
Phials—see under "Bottles"						
Philosophical, Scientific and — Instruments	—	177	—	—	—	—
Phosphate of Ammonia	—	230	—	—	—	—
Photographic apparatus and appliances	—	178, 818	—	—	—	788
Photographic other than cinematographic films	—	178	—	—	—	—
Photographs and picture postcards	—	330	—	—	—	773
Others	—	331				
Pianos and Piano players	—	169	—	—	—	—
Pickles, chutnies and condiments	—	—	—	612	—	—
Pickles, chutnies, sauces, and condiments	—	312	—	—	—	—
Picture, postcards, Photographs and —	—	330	—	—	—	—
Pictures—see "Prints, Engravings, and Pictures"						
Piecegoods —						
Piecegoods of cotton and artificial silk	—	418	—	—	—	—
Piecegoods made entirely of artificial silk	—	4.2	—	—	—	—
Cotton (for details see under "Cotton piecegoods")						
Flax piecegoods	—	432, 832	—	—	—	790
Silk „	—	442	—	606	—	788
Woollen „	—	446, 833	—	606	—	788, 8[illegible]
Pig, iron	—	247, 821	—	576	—	—
„ lead	—	249, 825	—	643	—	767
Pillars, Beams, channels—, girders, and bridgework of iron or steel	—	274	—	—	—	—
Pinewood (Deal and—	—	476	—	—	—	—
Pipes and fittings cast (iron or steel)	—	277	—	579	—	719
„ of lead	—	249	—	—	—	—
„ of earthenware	—	110	—	—	—	—
Pitch and tar :						
Coal tar and pitch	—	231	—	—	—	771
Stockholm tar and pitch	—	232	—	—	—	
Plants, living	—	323	—	609	—	—
Plate of gold and silver (Jewellery)	—	181	—	566	—	746
Plate Sheet and — of glass	—	131	—	—	—	734
Plated ware (*included* with "Hardware and Cutlery")						
Plates, Sheets and — of galvanised iron or steel	—	239	—	5[illegible]0	—	750
„ Corrugated	—	240	—	—	—	—
„ Plain	—	240	—	—	—	—
„ Sheets and —, tinned	—	324	—	—	—	760
Tinplates	—	240	—	—	—	—
Other sorts	—	240	—	—	—	—
Plates, over ¼ inch thick of iron or steel not galvanised or tinned	—	242	—	—	—	—
„ or sheets of tin (not tinned iron)	—	324	—	[illegible]24	—	—
Playing cards	—	460	—	—	—	—
Ploughs and parts	—	211	—	—	—	—
Pneumatic cycle covers	—	347	—	—	—	—
„ „ tubes	—	347	—	—	—	—

INDEX—*continued*

ARTICLES	IMPORTS		EXPORTS			
			INDIAN MERCHANDISE		FOREIGN MERCHANDISE	
	Abstract Tables	General Imports	Abstract Tables	General Exports	Abstract Tables	General Exports
	Page	Page	Page	Page	Page	Page
Pneumatic motor covers	—	345	—	—	—	—
„ „ tubes	—	345	—	—	—	—
„ „ cycle covers	—	346	—	—	—	—
„ „ „ tubes	—	346	—	—	—	—
Polishes :						
Polishes and compositions for application to leather	—	323	—	—	—	—
Polishes and compositions for application to metals	—	323	—	—	—	—
Wood polish	—	324	—	—	—	—
Other sorts	—	324	—	—	—	—
Pollards—*see* "Fodder, etc."						
Poppy seed	—	—	—	625	—	—
Porcelain. Earthenware and —	—	110, 812	—	512	—	720
Port	—	196	—	—	—	751
Porter. Ale, beer, and —	—	180, 817	—	—	—	748
Porter. Stout and—						
(in bottle)	—	189	—	—	—	—
(in bulk)	—	189				
Portland cement	—	53	—	—	—	—
Postal articles not specified :	—	481	—	—	—	—
Postal articles	—	—	—	709	—	804
Potassium. Cyanide of —.	—	73	—	—	—	—
Powder. Bleaching—	—	66	—	—	—	—
Precious stones and Pearls, unset :—	—	—	—	609	—	772
Diamonds	—	325	—	—	—	—
Other precious stones	—	326	—	—	—	—
Pearls.	—	326	—	—	—	—
Preserved. Milk, condensed and —.	—	341	—	—	—	—
„ Fruits and vegetables : dried, salted, or — (for details *see* under "Fruits and vegetables")						
Presses. Printing and Lithographing —	—	327	—	—	—	—
Prime movers (for details *see* under "Machinery")						
Printed matter. Books and —	—	45, 808	—	489, 838	—	716
Printing and Lithographing machinery and materials (*excluding* paper) :	—	330	—	609	—	772
Printer's and Lithographer's ink	—	328	—	—	—	—
Printing and Lithographing presses	—	327	—	—	—	—
Printing type	—	328	—	—	—	—
Other materials	—	329	—	—	—	—
Printing machinery (cotton)	—	221	—	—	—	—
Printing paper	—	309, 828	—	606	—	770
Prints. Engravings, and pictures :						
Photographs and picture postcards	—	330	—	—	—	773
Others	—	331				
Provisions and Oilman's stores :						
Bacon and hams	—	332	—	—	—	—
Bêche-de-mer	—	—	—	610		
Biscuits and cakes	—	332	—	—		
Butter (*including* canned)	—	333	—	610	—	773
Canned and bottled provision						
Canned or bottled fruits	—	333	—	—		

ARTICLES	IMPORTS		EXPORTS			
			INDIAN MERCHANDISE		FOREIGN MERCHANDISE	
	Abstract Tables	General Imports	Abstract Tables	General Exports	Abstract Tables	General Exports
	Page	Page	Page	Page	Page	Page
Provisions and Oilman's stores—*contd.*						
Canned and bottled provision—*contd.*						
Tinned or canned fish	—	334	—	—	—	773
Vegetable Products (vegetable ghi, vegetable fats, etc.)	—	335	—	—		
Others	—	335	—	—		
Cheese (*including* canned)	—	336	—	610		
Cocoa and chocolate	—	337	—	—		
Confectionery	—	337	—	611		
Farinaceous and patent foods :						
Farinaceous foods in bulk	—	338	—	—		
Milk foods for infants and invalids	—	338	—	—		
Other sorts	—	339	—	—		
Ghi	—	340	—	611		
Isinglass	—	340	—	—		
Jams and jellies	—	340	—	—		
Lard	—	341	—	612		
Milk, condensed and preserved, *including* milk cream	—	341	—	—		
Pickles, chutnies and condiments	—	—	—	612		
Pickles, chutnies, sauces and condiments	—	342	—	—		
Vinegar (*excluding* bottled vinegar)	—	342	—	—		
Other sorts of provisions	—	342	—	613		
Pulp of wood	—	320	—	—	—	—
Pulse. Grain, —, and Flour (for details *see* under "Grain, Pulse, and Flour")						
Quicksilver	—	271	—	—	—	768
Quinine salts :			—	507		
Quinine, hydrochloride or dihydrochloride	—	94, 811	—	—	—	724
Quinine sulphate or bisulphate	—	93, 811	—	—	—	724
Rags and other materials for making paper	—	320	—	—	—	—
Raisins. Currants and —	—	129	—	—	—	—
Rape. Mustard or — oil	—	—	—	597	—	—
Rape and sesamum cake	—	—	—	608	—	—
„ seed	—	—	—	626	—	—
Rattans. Canes and —	—	50	—	494	—	718
Records (talking machines)	—	170	—	—	—	—
Refining machinery. Oil-crushing and —	—	216	—	—	—	—
Refrigerating machinery	—	217	—	—	—	—

INDEX—*continued*

ARTICLES	IMPORTS		EXPORTS			
			INDIAN MERCHANDISE		FOREIGN MERCHANDISE	
	Abstract Tables	General Imports	Abstract Tables	General Exports	Abstract Tables	General Exports
	Page	Page	Page	Page	Page	Page
Requisites for games and sports—*see* under "Toys and requisites, etc."						
Requisites, Smokers' — .	—	355	—	—	—	—
„ Toilet — (not specified elsewhere) . .	—	458	—	—	—	—
Rhea, Ramie or Chinagrass .	—	—	—	691	—	—
Resins, Gums and — (for details *see* under "Gums and Resins").						
Rice bowls of iron . .	—	248	—	—	—	—
„ bran	—	—	—	515	—	—
„ flour and ground rice						
„ in the husk . .						
„ not in the husk .						
Boiled rice . . .						
Cleaned rice . . .						
Broken cleaned rice.						
Other sorts of rice . . (*See* under Grain, etc.)						
Rice and flour mill machinery	—	217	—	—	—	—
Rivets, Nails, —, and washers of iron or steel .	—	255, 823	—	578	—	758
Rods (Brass) . . .	—	230	—	—	—	—
Rods (Copper) . . .	—	243	—	—	—	—
Rod, Angle, bolt, and — of iron	—	247, 821	—	—	—	—
Rods, Fishing — and lines (*included* with "Sticks and Walps, etc.")						
Rope, cotton . . .	—	429	—	—	—	788
„ and twine (jute) .	—	439	—	687	—	—
„ (of vegetable fibre *excluding* jute and cotton). Cordage and —	—	57	—	503	—	722
Rose, Otto — oil . .	—	253	—	—	—	—
Rose mallocs. Storax, *including* liquid storax—	—	96	—	—	—	—
Rosin	—	141	—	841	—	736
Rubber * raw	—	344	—	615	—	774
Manufactures—	—	—	—	615	—	774
Pneumatic motor covers	—	345	—	—	—	—
„ „ tubes.	—	345	—	—	—	—
„ „ cycles covers	—	346	—	—	—	—
„ „ tubes .	—	346	—	—	—	—
„ cycle covers .	—	347	—	—	—	—
„ „ tubes .	—	347	—	—	—	—
Solid rubber tyres for motor vehicles .	—	348	—	—	—	—
Other manufactures, etc.	—	348	—	—	—	—
Rubber, insulated (electric)	—	155	—	—	—	—
Rubber soled (Boots and Shoes)	—	45	—	—	—	—
Rugs (woollen). Carpets and —	—	448	—	606	—	—
Rum	—	102	—	—	—	—
Rupees—Government of India	866	—	—	—	866	—
Saccharin	—	96	—	—	—	724
Sacks, Bags and — of hemp	—	436	—	—	—	—
Saddlery and harness .	—	187, 817	—	766	—	—
Safes and strong boxes of metal	—	149	—	—	—	—
Safety matches . . .	—	2 8	—	—	—	—
Safflowers	—	—	—	509	—	—
Saffron	—	108	—	—	—	737
Sago flour.	—	263	—	—	—	—
Salt	—	250	—	816	—	774

ARTICLES	IMPORTS		EXPORTS			
			INDIAN MERCHANDISE		FOREIGN MERCHANDISE	
	Abstract Tables	General Imports	Abstract Tables	General Exports	Abstract Tables	General Exports
	Page	Page	Page	Page	Page	Page
Salted fish, dry . . .	—	115	—	514	—	—
„ „ wet (*nga-pi*) .	—	114	—	514	—	—
„ or preserved. Fruits and vegetables, dried, — (for details *see* under "Fruits and vegetables")						
Saltpetre	—	—	—	495	—	—
Sandal wood	—	478	—	708	—	—
„ „ oil .	—	—	—	691	—	—
Sanitary ware . . .	—	110, 812	—	—	—	—
Saris (grey and white included with "Dhuties, etc.")						
„ and scarves, coloured	—	410	—	—	—	—
Sarsaparilla and preparations thereof . . .	—	96	—	—	—	—
Sateens	—	410	—	—	—	—
Saw mill and wood working machinery . . .	—	218	—	—	—	—
Scarves (grey and white, included with "Dhutees, etc.," and coloured, included with "Saris, etc.")						
Screws, of iron or steel .	—	258	—	—	—	—
Second hand clothing .	—	82	—	—	—	—
Seed, lac	—	182	—	516	—	—
Seeds:					—	778
Oil seeds:						
Essential:						
Ajama . . .			—	616	—	—
Ajwan . . .			—	616	—	—
Aniseed . . .			—	617	—	—
Coriander . . .			—	617	—	—
Cummin . . .	—	860	—	618	—	—
„ (black) . .			—	618	—	—
Fennel . . .			—	618	—	—
Fenugreek . .			—	619	—	—
Sana or dill . .			—	619	—	—
Other sorts . .			—	620	—	—
Non-essential—						
Castor . . .	—	—	—	621	—	—
Copra or coconut kernel	—	851	—	622	—	—
Cotton . . .	—	—	—	623	—	—
Groundnuts . .	—	851	—	673	—	—
Linseed . . .	—	861	—	673	—	—
Mowra or mowra . .	—	—	—	624	—	—
Mustard . . .	—	—	—	624	—	—
Niger	—	—	—	625	—	—
Poppy	—	—	—	625	—	—
Rape	—	—	—	626	—	—
Sesamum (til or jinjili) .	—	852	—	626	—	—
Tea	—	852	—	627	—	—
Others	—	852	—	628	—	—
Other than oil seeds .	—	852	—	630	—	—
Sesamum	—	—	—	676	—	—
Sesamum cake (*see* "Linseed, rape and sesamum cake")						
Sesamum oil . . .	—	—	—	697	—	—
„ seed . .	—	862	—	624	—	—
Sewing thread (cotton)						
„ „ (flax)						
„ „ (silk)						
(*See* under respective heads of cotton, flax and silk)						
Shawls, woollen . .	—	115	—	514	—	7
shawls, woollen . .	—	449	—	694	—	7
„ Cotton . .	—	850	—	—	—	—

INDEX—*continued*

ARTICLES	IMPORTS		EXPORTS			
			INDIAN MERCHANDISE		FOREIGN MERCHANDISE	
	Abstract Tables	General Imports	Abstract Tables	General Exports	Abstract Tables	General Exports
	Page	Page	Page	Page	Page	Page
Shawls, Handkerchiefs and—in the piece (cotton) .	—	390	—	656	—	788
Sheep and goats . .	—	—	—	485	—	—
Sheep skins (dressed or tanned) .	—	—	—	563	—	—
„ „ (raw) . .	—	—	—	548	—	741
Sheetings—						
Grey . . .						
White . . .						
(Under cotton goods)						
Sheets (Aluminium) . .	—	236	—	—	—	—
Sheets, Brasiers and — of copper . . .	—	244	—	—	—	—
Sheets (Brass) . . .	—	239	—	—	—	—
Sheet and plate, glass .	—	181	—	—	—	784
Sheets of copper, wrought	—	244	—	575	—	756
Sheets of lead for tea-chests	—	270	—	—	—	—
„ of lead . . .	—	270, 826	—	—	—	—
„ and plates (of iron or steel), galvanised	—	824	—	580	—	759
„ Corrugated . .	—	259	—	—	—	—
„ Plain . . .	—	260	—	—	—	—
„ „ tinned .	—	261	—	—	—	—
„ Tin plates . .	—	260	—	—	—	—
„ Other sorts . .	—	262	—	—	—	—
Sheets up to ¼-inch thick (Iron or Steel)	—	261	—	—	—	—
„ „ „ „ not galvanised or tinned	—	261	—	—	—	—
Sheets, Plates or — of tin (not tinned iron) . .	—	272, 826	—	584	—	—
Shellac	—	188	—	556	—	—
Shells and Cowries:						
Cowries . .	—	354	—	632	—	775
Shells:						
Chanks, Sankhli, etc. .	—	354	—	632		
Tortoise-shell . .	—	354	—	632		
Sherry, Madeira, and Marsala . . .	—	197	—	—	—	—
Ships, parts of . .	—	4[illegible]4, 834	—	704	—	801, 850
Shirtings (coloured)						
„ Longcloth and — (grey)						
„ (white) .						
(*See* under cotton goods)						
Shoes (*see* "Boots and Shoes")						
Silicate, Sodium—						
Silk, chasam or waste .	—	—	—	692	—	—
„ cocoons . . .	—	—	—	692	—	—
„ manufactures of:						
Piecegoods . .	—	442	—	693	—	793
Goods of silk mixed with other materials	—	442	—	693	—	793
Silk yarn, noils, and warps . .	—	441	—	—	—	792
Thread for sewing .	—	443	—	694	—	794
Other sorts . .	—	443	—	694	—	794
Silk, raw . . .	—	440	—	691	—	792
„ waste . . .	—	441	—	692	—	—
„ artificial yarn . .	—	452	—	—	—	—
„ „ piecegoods	—	452—454	—	—	—	—
„ „ other sorts	—	454	—	—	—	—
Silver . . .	864, 865, 866, 871	—	864, 865, 866, 872	—	—	—

ARTICLES	IMPORTS		EXPORTS			
			INDIAN MERCHANDISE		FOREIGN MERCHANDISE	
	Abstract Tables	General Imports	Abstract Tables	General Exports	Abstract Tables	General Exports
	Page	Page	Page	Page	Page	Page
Silver. Plate of gold and —	—	181	—	554	—	746
Silver thread. Gold and —	—	81	—	—	—	—
Skins, raw (*see* "Hides and skins")						
„ tanned or dressed (*see* "Leather")						
Slabs, Blooms, Ingots, billets, and — (steel) .	—	252	—	—	—	—
Slabs, Tiles, Ingots, cakes, Bricks and — (copper) .	—	243, 820	—	—	—	—
Sleepers and keys of steel or iron (Railway)	—	264, 824	—	—	—	—
„ of wood (Railway)	—	478	—	—	—	—
Smokeless gunpowder .	—	89	—	—	—	—
Smokers' requisites (*excluding* tobacco) . .	—	355	—	—	—	—
Soap:						
Household and laundry soaps in bars or tablets	—	355	—	632	—	775
Toilet soap . .	—	356				
Other sorts . . .	—	356				
Socks, stockings and —	—	391	—	—	—	—
Soda. Bicarbonate of —	—	74	—	—	—	—
„ caustic . .	—	75	—	—	—	—
„ compounds (for details *see* under "Chemicals")						
„ Nitrate of — . .	—	228	—	—	—	—
Sodawater bottles . .	—	129	—	—	—	—
Sodium carbonate (soda ash and soda crystals) .	—	74	—	—	—	—
Sodium silicate . .	—	76	—	—	—	—
Solder	—	272	—	—	—	—
Solid rubber tyres for motor vehicles . .	—	848	—	—	—	—
Solutions and compositions. Paints — . . .	—	288	—	—	—	—
Sovereign . . .	863	—	—	—	863	—
Sparkling wines. Champagne and other — . .	—	196	—	—	—	751
Specimens illustrative of natural science . .	—	357	—	633	—	776
Spelter. Zinc or — (for details *see* under "Metals")						
Spices:						
Betelnuts . . .	—	358	—	633	—	—
Cardamoms . . .	—	358	—	634	—	776
Cassia	—	358	—	—	—	776
Chillies . . .	—	359	—	634	—	—
Cinnamon . . .	—	359	—	635	—	—
Cloves . . .	—	359	—	635	—	777
Ginger . . .	—	360	—	635	—	—
Nutmegs . . .	—	360	—	—	—	777
Pepper . . .	—	360	—	636	—	—
Other sorts . . .	—	361	—	637	74	777
Spinning machinery (cotton)	—	221	—	—	—	—
Spirit (for details *see* under "Liquors")						
Splints, andipped —. .	—	234	—	—	—	—
Splittings. Mica in — .	—	279	—	589	—	—
Spots. Checks, —, and Stripes, cotton (white)						
„ „ „ (coloured, etc.) .						
(*See* under cotton)						
Spring of steel . .	—	250	—	—	—	—
Standard lighting lamps	—	161	—	—	—	—

INDEX—*continued*

ARTICLES	IMPORTS		EXPORTS			
			INDIAN MERCHANDISE		FOREIGN MERCHANDISE	
	Abstract Tables	General Imports	Abstract Tables	General Exports	Abstract Tables	General Exports
	Page	Page	Page	Page	Page	Page
Starch, Dextrine and Farina :						
Starch	—	362	—	—	—	—
Farina and potato flour	—	362	—	—	—	—
Sago flour	—	363	—	—	—	—
Dextrine	—	363	—	—	—	—
Stationery (*excluding* paper)	—	330	—	839, 842	—	778, 849
Pencils	—	364	—	—	—	—
Other sorts	—	364	—	—	—	—
Steam engines and parts (for details *see* under "Machinery and millwork")						
Steam-engines (Locomotives)	—	201	—	—	—	—
" (*other than* locomotives)	—	205, 818	—	—	—	—
Stearine, Tallow and— (for details *see* under "Tallow and Stearine")						
Steel (for details *see* under "Metals")						
Stick, lac	—	182	—	857	—	—
Sticks and whips	—	366	—	—	—	—
Stockings and socks	—	391	—	—	—	—
Stone and marble	—	366	—	—	—	779
Granite sets and pavement curbs	—	—	—	640	—	—
Other sorts	—	—	—	640	—	—
Stone and marble, Articles of—	—	367	—	—	—	—
Stones, Precious—(unset)	—	325	—	809	—	778
Storax, *including* liquid storax (rose mallow)	—	96	—	—	—	—
Stout and porter : (in bottle)	—	190	—	—	—	—
(in bulk)	—	190				
Stoves	—	149	—	—	—	—
Straits dollars	—	—	—	—	866	—
Straw (*included* with "Fodder, etc.")						
Straw boards	—	317	—	—	—	—
Stripes, Checks, Spots, and — of cotton cloth (white)						
" " (coloured, etc.) (Under cotton goods)						
Strips, Hoops and — (Iron or Steel)	—	255, 823	—	578	—	756
Sugar : Beet Sugar	—	369	—	—	—	—
Sugar, 16 Dutch standard and above	—	368	—	641	—	779
Sugar, 23 Dutch standard and above	—	368	—	641	—	780
Sugar below 23 Dutch standard but not below 16 Dutch standard	—	369	—	642	—	780
Sugar, 15 Dutch standard and below	—	370	—	642	—	781
Molasses	—	370	—	642	—	—
Sugar machinery	—	219	—	—	—	—
Sulphate of ammonia	—	228	—	572	—	—
" of Magnesium	—	71	—	—	—	—
Sulphur	—	78	—	—	—	—
Sulphuric acid	—	61	—	—	—	719
Sunshades (*included* with "Umbrellas")						
Surgical instruments	—	177	—	—	—	—
Tableware (*including* decanters, etc.) of glass	—	131	—	—	—	—
Talking machines	—	170	—	—	—	—
Talking machines and accessories	—	171	—	—	—	742
Tallow and Stearine :	—	—	—	643	—	—
Grease (*excluding* mineral grease)	—	371	—	—	—	—
Other sorts	—	372	—	—	—	—

ARTICLES	IMPORTS		EXPORTS			
			INDIAN MERCHANDISE		FOREIGN MERCHANDISE	
	Abstract Tables	General Imports	Abstract Tables	General Exports	Abstract Tables	General Exports
	Page	Page	Page	Page	Page	Page
Tanning substances, Dyeing and — (for details *see* under "Dyeing and Tanning substances")	—	331	—	—	—	771
Tar, Coal — and Pitch	—	61	—	—	—	—
Tartaric acid	—	—	—	—	—	—
Tea :						
Black	—	373	—	846	—	781
Green	—	373	—	846	—	782
Tea-chests entire or in sections :						
of iron or steel or other metal	—	374	—	—	—	—
" wood	—	374	—	—	—	—
" sheets for — of lead	—	270	—	—	—	—
Tea machinery	—	220	—	—	—	—
" seed	—	368	—	627	—	—
" wastes, for the manufacture of Caffeine	—	—	—	647	—	—
Teakwood	—	477	—	706	—	808
Teak keys	—	—	—	706	—	—
Tea, Angle and —						
Telegraphs, materials for construction and accessories	—	276, 880	—	—	—	850
Telephones, materials for construction, etc.	—	276	—	—	—	—
Textile machinery (for details *see* under "Machinery and Millwork")						
Textiles :						
Cotton (for details *see* under "Cotton")						
Flax (for details *see* under "Flax")						
Haberdashery and Millinery :						
Made up cotton goods *e.g.*, quilts, bed covers, counterpanes, *e.g.*	—	—	—	673		
Other sorts	—	—	—	673		
Lace and embroidery	—	434			—	791
Towels not in the piece	—	434	—	674		
Other sorts	—	435				
Hemp (for details *see* under "Hemp")						
Jute (for details *see* under "Jute")						
Silk (for details *see* under "Silk")						
Wool (for details *see* under "Wool")						
Other Textiles —						
Manufactured	—	455		699	—	792
Raw	—	455	—	699	—	792
Thread, Gold and silver —	—	31	—	—	—	—
Thread, sewing :						
Cotton						
Flax						
Silk						
(*See* under respective heads)						
Thymol oil	—	—	—	502	—	—
Til or Sesame (Sesamum oil)	—	—	—	597	—	—
" " seed	—	368	—	624	—	—
Tiles, Ingots, slabs, bricks and slabs of unwrought copper	—	249	—	—	—	746
Tiles (not of copper)	—	86, 809	—	492	—	—
Timber (for details *see* under "Wood and Timber")						
Timepieces, Clocks and —	—	32	—	—	—	790
Tin (for details *see* under "Metals")						
Tin plates	—	260	—	—	—	—

INDEX—*continued*

COUNTRIES	IMPORTS		EXPORTS: INDIAN MERCHANDISE		EXPORTS: FOREIGN MERCHANDISE	
	Abstract Tables	General Imports	Abstract Tables	General Exports	Abstract Tables	General Exports
	Page	Page	Page	Page	Page	Page
Tinned Iron. Sheets and plates of—	—	261	—	—	—	—
Tobacco :						
Unmanufactured	—	455	—	699	—	709
Manufactured—						
Cigars	—	456	—	700	—	709
Cigarettes	—	456	—	700		
Tobacco for pipes and cigarettes	—	457	—	—		
Other sorts	—	457	—	701		
Toilet soap	—	356	—	—	—	—
Toilet requisites (not specified elsewhere)	—	458	—	—	—	—
Tool steel carbons	—	261	—	—	—	—
Tortoise-shell	—	354	—	632	—	—
Towels in the piece (cotton)	—	430	—	—	—	—
Towels not in the piece (Haberdashery)	—	434	—	—	—	—
Toys and requisites for games and sports :						
Toys	—	459	—	702	—	800
Requisites for games and sports:						
Playing cards	—	460				
Other sorts	—	460				
Tractors, Agricultural	—	210	—	—	—	—
Trade—total—with—						
Abyssinia	23	—	26	—	—	—
Aden and Dependencies	21	—	24	—	27	—
Afghanistan	—	—	25	—	28	—
Albania	22	—	25	—	28	—
Algeria	23	—	26	—	28	—
Anglo-Egyptian Sudan	21	—	24	—	27	—
Argentine Republic (*including* the Atlantic Coast of Patagonia)	23	—	26	—	28	—
Austria	22	—	25	—	28	—
Bahrein Islands	21	—	24	—	27	—
Bahamas	21	—	24	—	—	—
Belgium	22	—	25	—	27	—
Belgian Congo	28	—	26	—	—	—
Bermudas	—	—	24	—	—	—
Bolivia	—	—	26	—	—	—
Borneo (Dutch)	29	—	25	—	28	—
Brazil	23	—	26	—	28	—
British Borneo	21	—	24	—	27	—
British Guiana	—	—	24	—	27	—
British Honduras	—	—	24	—	—	—
British West India Islands	21	—	24	—	27	—
Bulgaria	22	—	25	—	28	—
Canada	21	—	24	—	27	—
Canary Islands	23	—	26	—	28	—
Celebes and other Islands	23	—	25	—	28	—
Ceylon	21	—	24	—	27	—
Chile (*including* the Pacific coast of Patagonia)	23	—	26	—	28	—
China (*exclusive* of Hongkong and Macao)	23	—	25	—	28	—
Colombia	23	—	26	—	28	—
Commonwealth of Australia	21	—	24	—	27	—
Costa Rica	—	—	26	—	—	—
Cuba	23	—	26	—	—	—
Cyprus	21	—	24	—	27	—

COUNTRIES	IMPORTS		EXPORTS: INDIAN MERCHANDISE		EXPORTS: FOREIGN MERCHANDISE	
	Abstract Tables	General Imports	Abstract Tables	General Exports	Abstract Tables	General Exports
	Page	Page	Page	Page	Page	Page
Trade—total—with—*contd.*						
Czechoslovakia	22	—	25	—	28	—
Denmark	22	—	25	—	27	—
Dutch Guiana	—	—	26	—	28	—
Dutch West Indies	23	—	26	—	—	—
Ecuador	23	—	26	—	—	—
Egypt	23	—	26	—	28	—
Esthonia	22	—	25	—	—	—
Falkland Islands	—	—	24	—	—	—
Federated Malay States	21	—	24	—	27	—
Fiji Islands	21	—	24	—	27	—
Finland	22	—	25	—	—	—
Formosa	23	—	25	—	—	—
France	22	—	25	—	27	—
Fr. Indo-China	23	—	25	—	28	—
French Somaliland	23	—	26	—	28	—
French West Africa	—	—	26	—	—	—
French West Indies	—	—	26	—	—	—
Gambia	21	—	24	—	—	—
Germany	22	—	25	—	27	—
Gibraltar	21	—	24	—	27	—
Gold Coast (*including* British Togoland)	—	—	24	—	27	—
Greece (*including* Crete)	22	—	25	—	28	—
Guatemala	—	—	26	—	—	—
Guiana, British	—	—	24	—	27	—
„ (Dutch)	23	—	26	—	28	—
Hayti and St. Domingo	23	—	26	—	28	—
Hawaii	23	—	26	—	28	—
Henjam Islands	22	—	25	—	28	—
Honduras	—	—	24	—	—	—
„ (not British)	—	—	26	—	—	—
Hongkong	21	—	24	—	27	—
Hungary	22	—	25	—	28	—
Irish Free State	21	—	24	—	—	—
Italian East Africa, (Somaliland and Eritrea)	23	—	26	—	28	—
Iraq	22	—	25	—	28	—
Italy (*including* Fiume)	22	—	25	—	27	—
Japan	23	—	25	—	28	—
Java	22	—	25	—	28	—
Kenya Colony	21	—	24	—	27	—
Korea	23	—	25	—	—	—
Latvia	22	—	25	—	—	—
Liberia	—	—	26	—	28	—
Lithuania	22	—	—	—	—	—
Luxemburg	22	—	—	—	—	—
Macao	23	—	—	—	—	—
Madagascar and Dependencies	23	—	26	—	28	—
Maldives	21	—	24	—	27	—
Malta and Gozo	21	—	24	—	27	—
Maskat Territory and Trucial Oman	22	—	25	—	28	—
Mauritius and Dependencies	21	—	24	—	27	—
Mexico	23	—	26	—	28	—
Morocco Spanish	—	—	26	—	28	—
„ Fr. Protectorate	23	—	26	—		
„ Tangier	23	—	26	—		
Netherlands	22	—	25	—	27	—
Newfoundland and Coast of Labrador	—	—	24	—	—	—
New Guinea (Dutch)	23	—	25	—	—	—