

DEPARTMENT OF COMMERCIAL INTELLIGENCE AND STATISTICS, INDIA

ANNUAL STATEMENT
OF THE
Sea-Borne Trade of British India
WITH THE
British Empire and Foreign Countries

For the fiscal year ending 31st March, 1932

VOLUME II.

Abstract and detailed tables of the trade and shipping with each country and at each port, and tables relating to the trade of the French Possessions in India.

Published by order of the Governor-General in Council



DELHI: MANAGER OF PUBLICATIONS
1933

CHART 1.

(a) Variations in the Trade of British India with principal countries during the last ten years ending 1931-32 as compared with averages of the pre-war, war and post-war quinquennia.

IMPORTS (D)

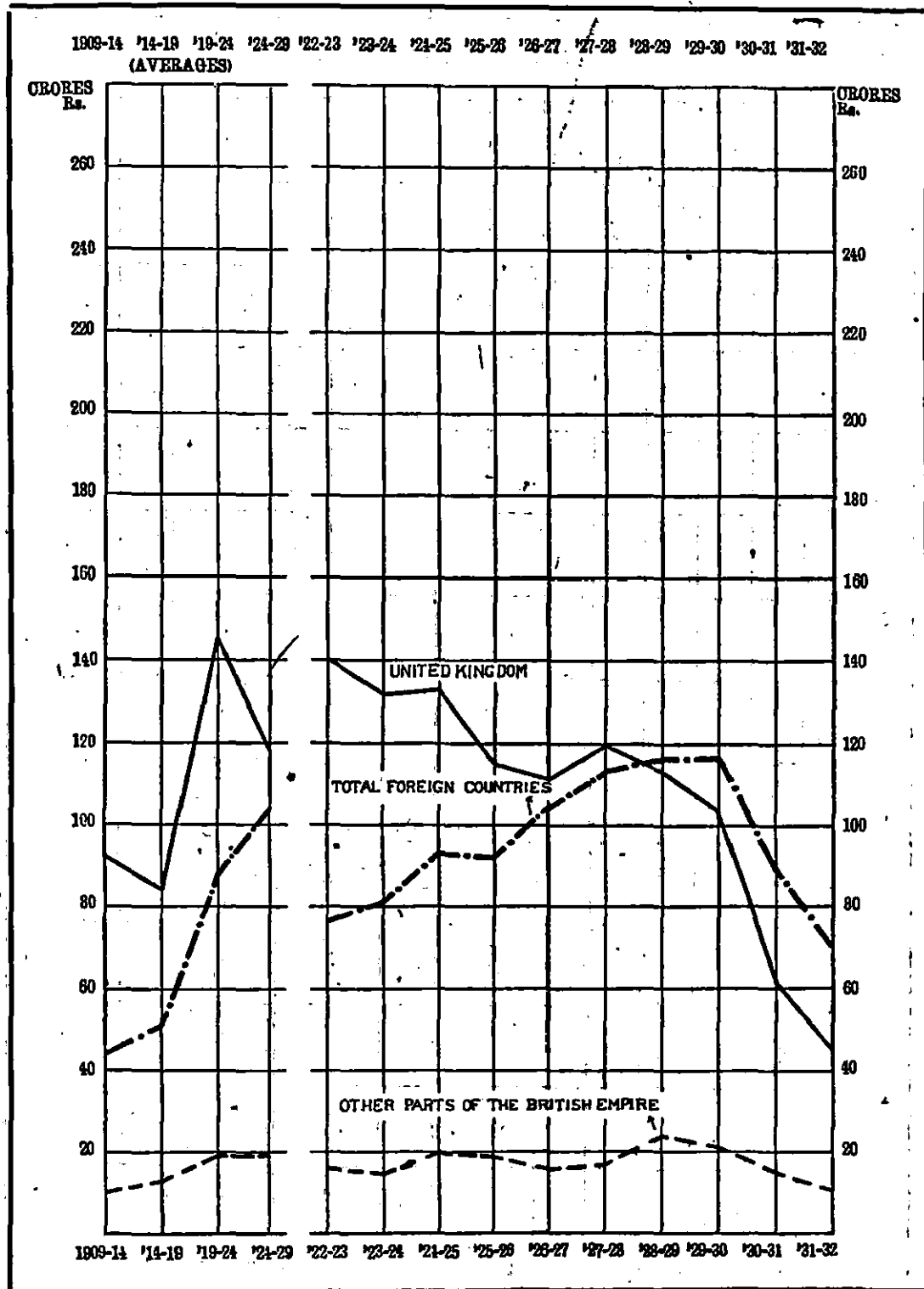


CHART 1.

(a) Variations in the Trade of British India with principal countries during the last ten years ending 1931-32 as compared with averages of the pre-war, war and post-war quinquennia.

IMPORTS (II)

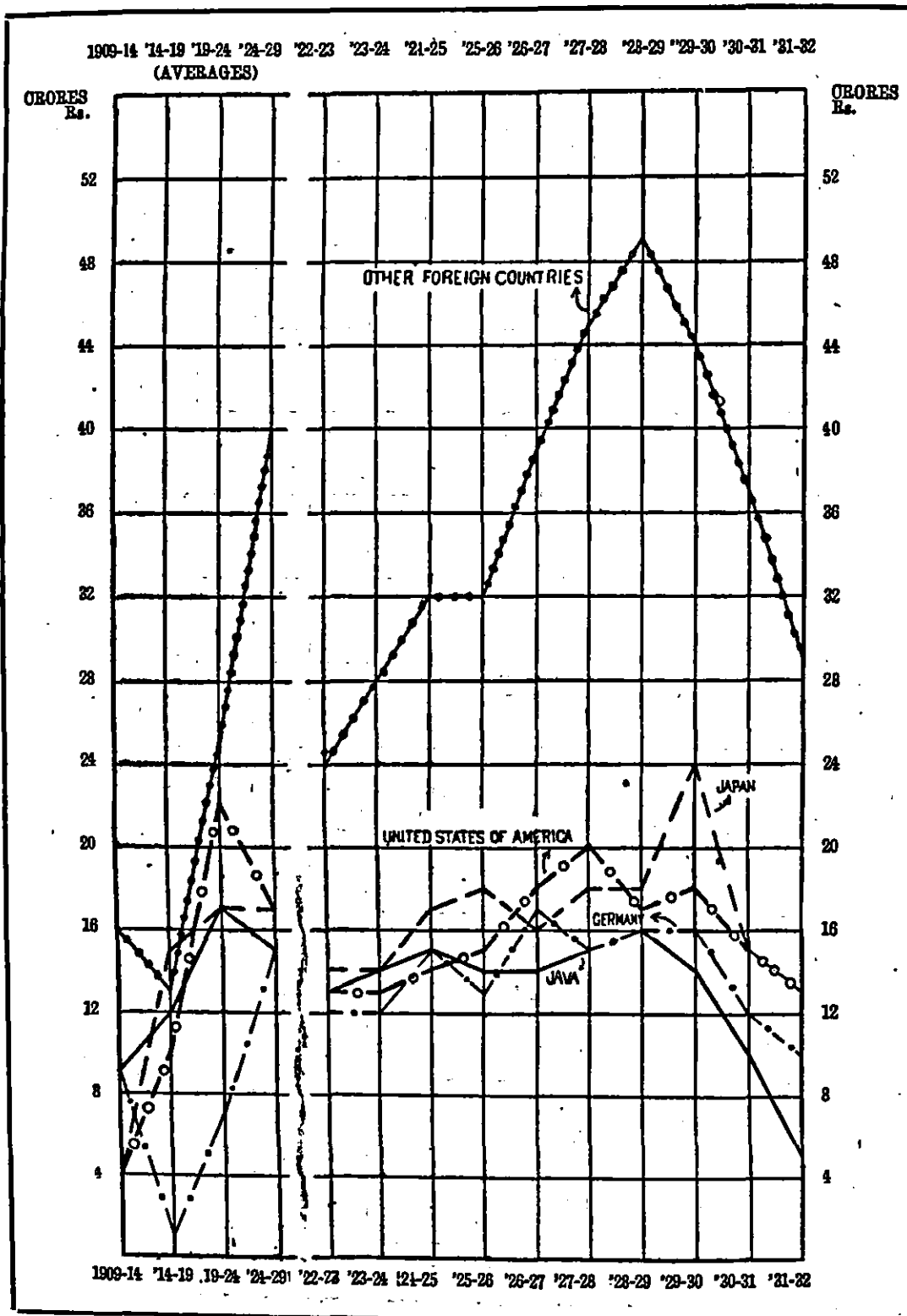


CHART 1.

(b) Variations in the Trade of British India with principal countries during the last ten years ending 1931-32 as compared with averages of the pre-war, war and post-war quinquennia.

EXPORTS

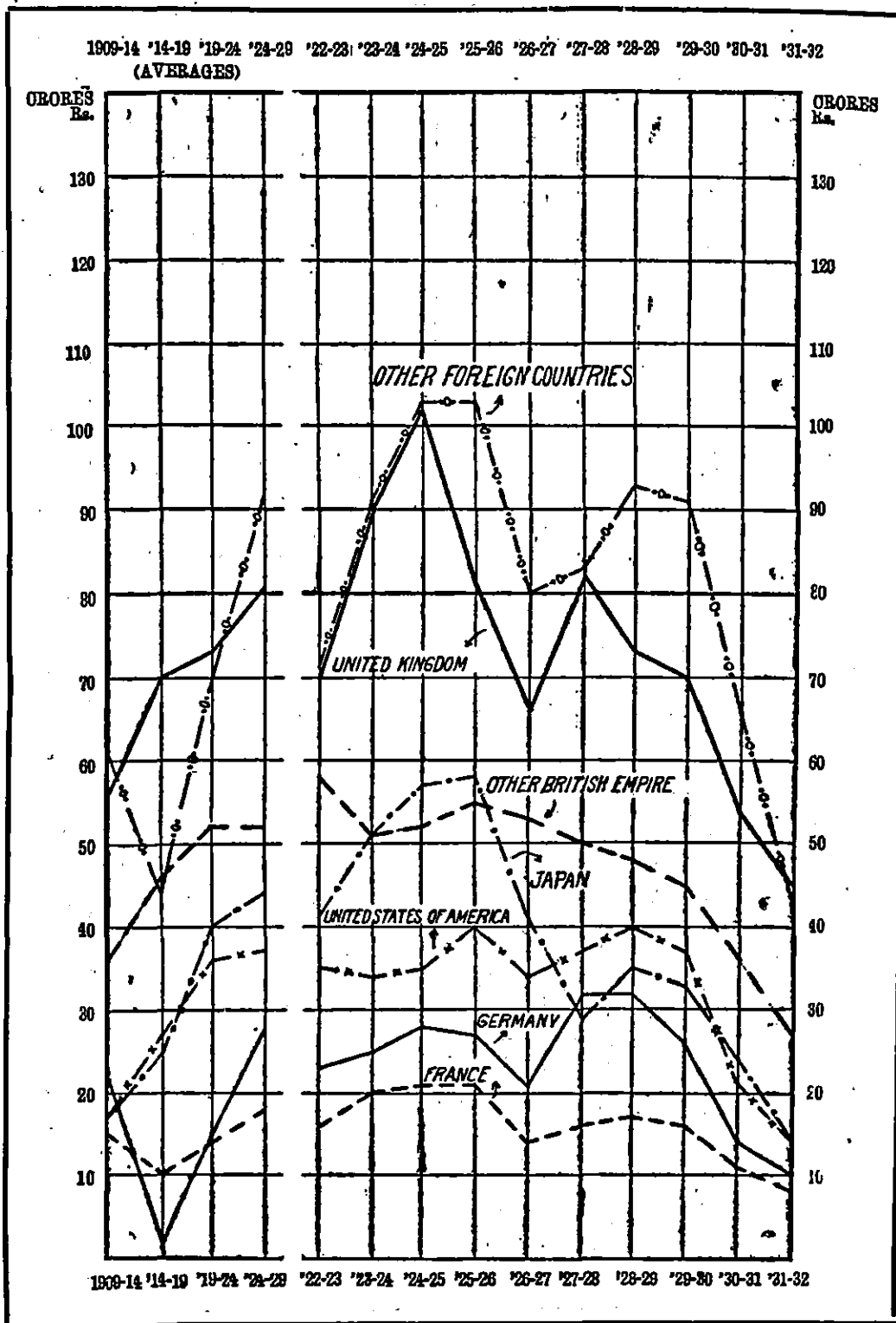


CHART 2.

(a) Variations in the shares of the principal countries in the import trade of British India during the last ten years ending 1931-32 as compared with averages of the pre-war, war and post-war quinquennia.

IMPORTS

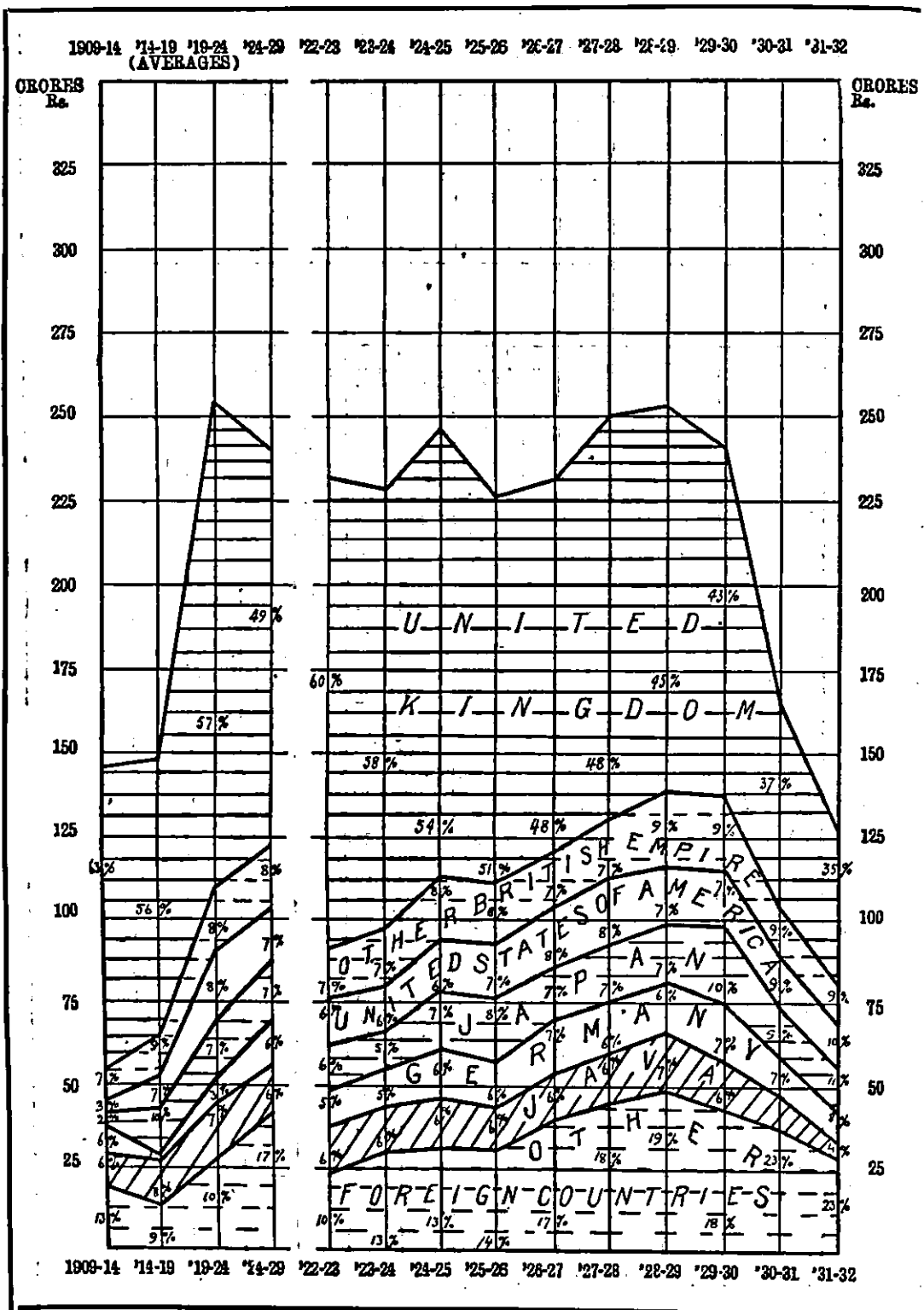
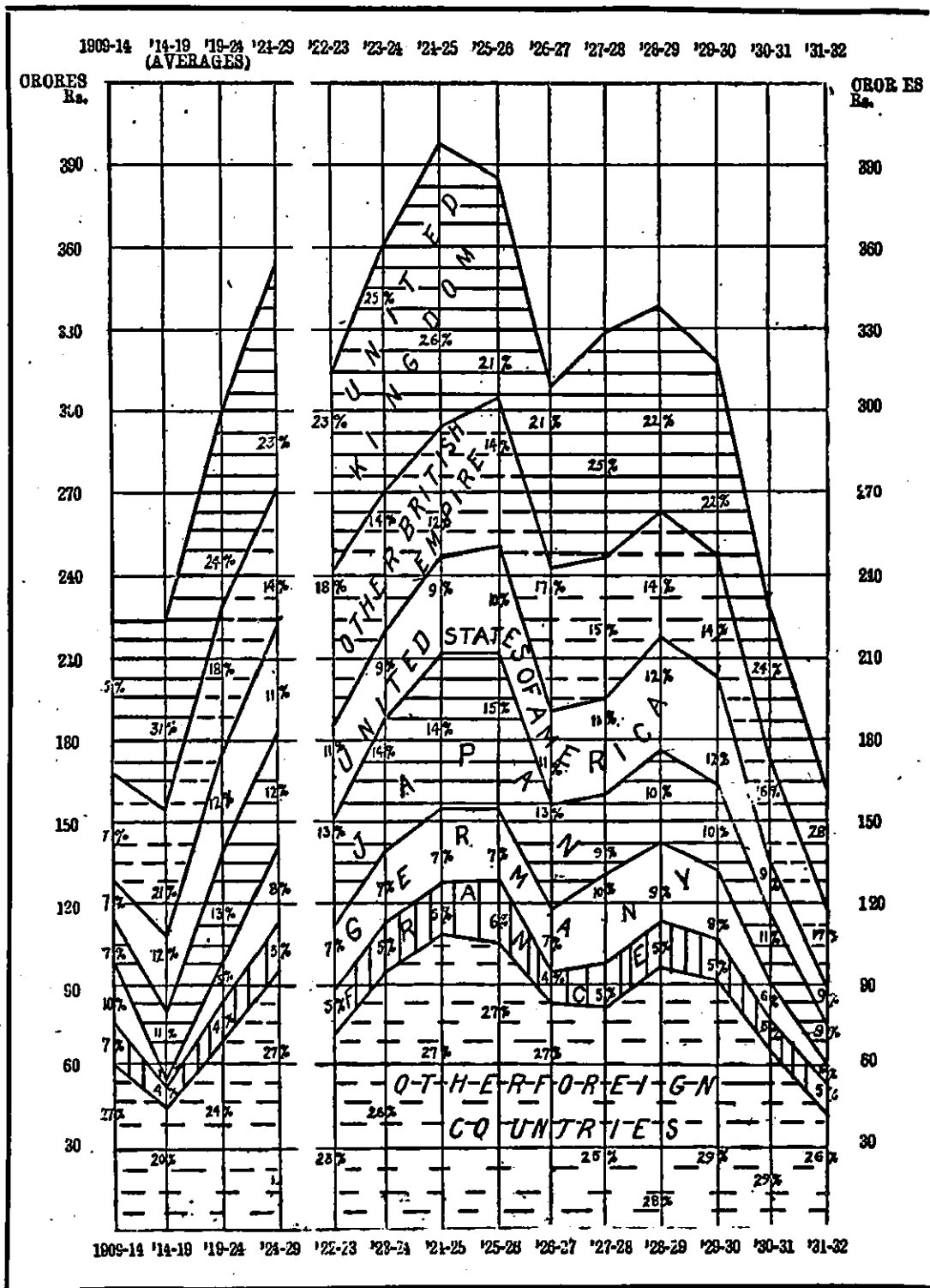


CHART 2.

(b) Variations in the shares of the principal countries in the export trade of British India during the last ten years ending 1931-32 as compared with averages of the pre-war, war and post-war quinquennia.

EXPORTS



INTRODUCTORY NOTE.

1. Scope of the Returns.—The object of this Volume is to arrange the statistics of the sea-borne trade of India according to the principal countries with which trade is carried on, and the principal ports in India through which such trade passes. Imports are classified as received from the countries from which they have been consigned and exports are credited to the countries of final destination. Detailed information regarding shipping is also given in this Volume.

2. Statistical year.—All tables given in this Volume cover the five official years, April to March, 1927-28 to 1931-32, except the shipping tables Nos. 8 and 9 which show figures for 1931-32 only.

3. Abstract Tables.—Tables 1 to 7 and 10 show for each of the years 1927-28 to 1931-32 the shares of each principal country in the total import, export, and re-export trade.

Table 1 shows the total value of the imports of merchandise and treasure from each principal country, table 2 gives similar details of the exports, including re-exports, and table 3 shows separately the total figures of the exports and re-exports of merchandise only. In these three tables the countries are grouped into (1) the British Empire and (2) Foreign countries.

In tables 4 to 7 are given the shares of each principal country in the totals, imports, exports, and re-exports of merchandise, the countries being grouped geographically within each Continent.

Table 8 shows the shares of each maritime province in the total imports and exports, including re-exports, of private merchandise and treasure. Similar details for Government stores and treasure are given in table 9.

In table 10 is shown the total trade in merchandise of each maritime province with each principal country.

Table 11 shows the total imports and exports of merchandise and treasure separately at each port.

4. Trade at Ports.—Table 12 shows the quantities and values of the principal articles of merchandise, imported into and exported from each of the chief ports (Calcutta, Balasore, Bombay, Karachi, Fort St. George and Rangoon). The information as regards the chief ports in this table relates to the quantities and values of the principal articles of merchandise entered for export or cleared for import by the Customs at the chief ports. Imported goods, though landed at the ports to which they are accredited, may afterwards be carried in coasting vessels to other ports before passing into consumption. Thus these returns are not, strictly speaking, an exact indication of the imports and exports passing through each port.

5. Trade with countries.—Table 13 shows the quantities and values of the principal articles of merchandise, imported from and exported to each principal country, the countries being arranged geographically within each Continent. The trade in each article is recorded separately when its value is ₹10,000 or more under imports, and ₹5,000 or more under exports. If the value of the trade in any particular article is less than the limit stated, it is generally grouped under the head "all other articles of merchandise".

The articles are arranged in alphabetical order as in Volume I, provision being made for grouping together within the alphabetical order such articles as are related industrially or commercially.

6. Customs Revenue.—Tables 14, 15 and 16 give details of the Customs duty collected (a) on imports and exports at each port in each province, (b) in respect of the principal and other articles of imported merchandise, and (c) in respect of the dutiable articles of exported merchandise. In tables 15 and 16 the arrangement of articles follows the classification in the tariff schedules. Table 17 gives the amount of drawbacks paid and duties refunded on the principal and other articles imported and exported.

7. **Dutiable articles allowed free of duty and Bonded goods.**—Table 18 shows the dutiable articles of imported merchandise allowed free of duty for the use of private individuals and institutions, and table 19 shows the quantity of certain principal articles of merchandise imported, which remained in customs bonded warehouses on the last day of each of the official years 1927-28 to 1931-32. The figures do not, however, include duty-paid goods lying in the warehouses outside customs authority.

8. **Trade of Aden.**—The tables relating to the Trade and Navigation of Aden which used to be incorporated in this volume have been excluded therefrom; the statistics will, however, continue to be available from a separate publication entitled "Trade and Navigation report of Aden."

9. **Trade of the French and Portuguese Possessions in India.**—The trade is recorded in separate sets of tables, the trade of the French Possessions being for the five years ending 31st March 1932. Accounts of the trade of the Portuguese Possessions in India for the five calendar years 1921 to 1925 were published as Supplement to the Annual Statement of the Sea-borne Trade of British India.

10. **Shipping Foreign Trade.—Entrances and clearances of vessels.**—Vessels bringing cargo from more than one Foreign Port are recorded as entering from the more distant port at which cargo for British India was embarked. Vessels with cargo departing from British India for more than one Foreign Port are recorded as clearing for the most distant port at which cargo from British India is to be disembarked.

Vessels in the Foreign Trade are recorded as entering on the voyage inwards at the first port at which cargo is discharged, and as clearing on the voyage outwards at the last port at which cargo is laden. If on their inward voyage they enter a port in British India to discharge only a part of their cargoes and then proceed to other ports in British India, their clearances and entries after arrival at the first port are recorded in the Coasting Trade, whether they ship "Coasting Cargo" or not, for the foreign voyage is deemed to have ended on arrival at the port where part of the cargo is first discharged. If vessels on the voyage outwards load with part cargo for a Foreign Port, and part for some other port or ports in British India, they are recorded at the first port of departure as cleared in the Coasting Trade and such vessels are again recorded as cleared in the Foreign Trade at the last British Indian port.

Vessels in ballast are recorded both as to entries and clearances in the same way as vessels with cargo.

The classes of vessels which are distinguished in the shipping tables are detailed below:—

British.—Steamers and square-rigged sailing vessels, flying the British flag and registered under the English Merchant Shipping Act, 1894, in any port in the United Kingdom or in a British Possession other than British India.

British Indian.—Steamers and square-rigged sailing vessels, flying the British flag and registered under the Indian Merchant Shipping Act, X of 1841, or other enactment for the time being in force for the registration of ships in British India.

Native craft—

- (i) *British.*—Sailing vessels, not square-rigged, flying the British flag but not belonging to any port in British India or in Indian States.
- (ii) *British Indian.*—Sailing vessels, not square-rigged, belonging to ports in British India or in Indian States.
- (iii) *Foreign.*—Sailing vessels, not square-rigged, flying a flag other than the British flag or that of an Indian State.

Foreign.—Steamers and square-rigged sailing vessels flying a flag other than the British flag.

Abstract table 1 gives the total entries and clearances in each maritime province, and tables 2 and 3 show the countries from which the vessels entered or to which they cleared. In tables 4 and 5 is shown the nationality of these vessels. Tables 6 and 7 give the details of shipping at each port in each province. In tables 8 and 9 are shown for one year only the nationality as well as the countries

(from which entered or to which cleared) of vessels with cargoes and in ballast, respectively. Table 10 shows the number and tonnage of steam-vessels built at each port and table 11 gives similar details of vessels first registered.

11. **Alteration in Countries.**—The list of countries has been revised in accordance with the territorial re-adjustments brought about by the War, and the charges have been introduced in the Sea-borne Trade returns of British India with effect from April, 1921.

12. **Charts.**—Diagrams have been added, illustrating the variations in the import and export trade of British India with principal countries during the ten years ending 1931-32, as compared with averages of the pre-war, war and post-war quinquennia.

D. B. MEEK,
Director-General.

DEPARTMENT OF COMMERCIAL INTELLIGENCE
AND STATISTICS, INDIA ;
Calcutta, May 20th 1933.

Volume II.

CONTENTS.

TABLES RELATING TO THE SEA-BORNE TRADE OF BRITISH INDIA.

No. of Table.		Page
	Charts illustrating (1) Variations in the Trade of British India with Principal Countries during the ten years ending 1931-32, as compared with averages of the pre-war, war and post-war quinquennia.	} front piece
	(2) Variations in the shares of the Principal Countries in the Import and Export trade of British India during the ten years ending 1931-32, as compared with averages of the pre-war, war and post-war quinquennia.	} "
	Introductory Note	i-iii
	Contents	iv-x
I.—ABSTRACT TABLES—		
1	Imports of Merchandise and Treasure (including Government transactions)—	
	From each Country. Value	2
	Exports of Private Merchandise and Treasure—	
	To each Country. Value—	
2	(a) Total	3
3	(b) Indian Merchandise }	10
	(c) Foreign Merchandise }	
4	Total Trade (Imports, Exports, and Re-exports) in Private Merchandise with each Continent	14
5	Import Trade in Private Merchandise with each Continent. Value	16
6	Export Trade in Private Merchandise (Indian) with each Continent	18
7	Re-export " " (Foreign) " "	20
	Share of each Province in the Imports and Exports of Merchandise and Treasure	
	Value—	
8	Private Trade	22
9	Government Stores and Treasure	23
10	Trade of each Province with each Country. Value	24
11	Trade at each Port. Value	30
II.—DETAILED STATEMENT OF THE TRADE AT THE CHIEF PORTS—		
	Imports and Exports of Merchandise at Chief Port of each Province. Value—	
12	Calcutta	38
	Balasore	76
	Bombay	77
	Karachi	119
	Fort St. George	149
	Rangoon	181

CONTENTS—continued.

No. of Tables		Page
	III.—DETAILED STATEMENT OF THE TRADE WITH EACH COUNTRY—	
	I.—Europe—	
13	United Kingdom	211
"	Russia	250
"	Finland	251
"	Esthonia	252
"	Latvia	253
"	Lithuania	253
"	Georgia	254
"	Sweden	255
"	Norway	260
"	Denmark	262
"	Poland (<i>including</i> Dantzig)	265
"	Germany	266
"	Netherlands	287
"	Belgium	298
"	Luxemburg	310
"	Channel Islands	311
"	France	312
"	Spain	325
"	Gibraltar	327
"	Portugal	328
"	Malta and Gozo	329
"	Switzerland	330
"	Italy	334
"	Fiume	348
"	Austria	349
"	Hungary	354
"	Czechoslovakia	354
"	Serb-Croat-Slovene State	358
"	Albania	359
"	Bulgaria	359
"	Roumania	360
"	Greece	361
"	Crète	362
"	Turkey	363
"	Cyprus	365

CONTENTS—*continued*

No. of Table.		Page.
	III.—DETAILED STATEMENT OF THE TRADE WITH EACH COUNTRY—<i>continued</i>	
	II.—Asia—	
13	Turkey	366
"	Syria	368
"	Armenia	370
"	Azerbaijan	370
"	Smyrna	371
"	Palestine	372
"	Aden and Dependencies	373
"	Iraq	382
"	Maskat Territory and Trucial Oman	394
"	Other Native States in Arabia	399
"	Bahrein Islands	406
"	Persia	410
"	Henjam Island	419
"	Afghanistan	420
"	Maldives	421
"	Ceylon	422
"	Straits Settlements (<i>including</i> Labuan)	437
"	Federated Malay States	456
"	Sumatra	458
"	Java	460
"	Borneo (British and Dutch)	465
"	Celebes and other Islands	465
"	Dutch New Guinea	466
"	Siam	466
"	Indo-China (<i>including</i> Cochin-China, Cambodia, Annam, Tonkin and French leased Territories in China)	470
"	Philippine Islands and Guam	472
"	Macão	473
"	Formosa	474
"	Hongkong	474
"	China (exclusive of Hongkong and Macão)	483
"	Korea	490
"	Japan	491

CONTENTS—*continued.*

No. of Table.	III.—DETAILED STATEMENT OF THE TRADE WITH EACH COUNTRY— <i>continued</i>	Page.
	III.—Africa—	
13	North Africa. { Egypt	507
"	{ Tripoli	513
"	{ Tunis	514
"	{ Algeria	515
"	{ Morocco	515
"	{ Canary Islands	516
"	West Africa. { Gold Coast (<i>including</i> British Togoland)	516
"	{ Nigeria (<i>including</i> British Cameroons)	517
"	{ Belgian Congo	517
"	{ British, French, Spanish, and Portuguese Possessions in West Africa	517
"	Union of South Africa. { Protectorate of South-West Africa	518
"	{ Cape of Good Hope	518
"	{ Natal	521
"	{ Transvaal	526
"	{ Rhodesia	527
"	East Africa. { Portuguese East Africa	527
"	{ Madagascar	532
"	{ Reunion	533
"	{ Zanzibar and Pemba	533
"	{ Kenya Colony	538
"	{ Tanganyika Territory	544
"	{ Uganda Protectorate	547
"	{ Nyasaland Protectorate	547
"	{ Italian East Africa (Somaliland and Eritrea)	548
"	{ Somaliland (British and French)	550
"	{ Abyssinia	552
"	{ Anglo-Egyptian Sudan	552
"	{ Mauritius and Dependencies	555
"	{ Seychelles	559
	IV.—America—	
"	North America. { Canada	561
"	{ Newfoundland and Coast of Labrador	565
"	{ United States	565
"	{ Bermudas	586
"	{ Cuba	586
"	{ Hayti and St. Domingo	587
"	{ Porto Rico	587
"	{ West Indies (British and Foreign)	588
"	{ Mexico	589

CONTENTS—continued.

No. of Table.		Page.
	III.—DETAILED STATEMENT OF THE TRADE WITH EACH COUNTRY—concluded.	
	IV.—America—continued.	
13	Central America. { Guatemala	589
"	" { Honduras	590
"	" { San Salvador	590
"	" { Nicaragua	590
"	" { Costa Rica	591
"	" { Colombia	591
"	" { Panama	592
"	" { Venezuela	592
"	" { British Guiana	592
"	" { Dutch Guiana	593
"	South America. { Brazil	594
"	" { Paraguay	595
"	" { Uruguay	595
"	" { Argentine Republic	596
"	" { Chile	596
"	" { Peru	597
"	" { Ecuador	598
"	" { Bolivia	598
	V.—Australasia and Oceania—	
"	Australian Commonwealth	599
"	Territory of Papua	606
"	New Zealand (including Nauru and Br. Samoa)	606
"	Fiji Islands	608
"	Hawaii	609
"	Other Islands in the Pacific	609
	IV.—Customs Duty. Gross amount collected—	
14	At each Port in each Province	610
15	On Principal and other Articles imported	614
16	On Articles exported	625
	V.—Drawbacks and Refunds. Amount—	
17	On principal and other Articles imported and exported	626
18	VI.—Dutiable Articles of Imported Merchandise allowed Free of Duty. Quantity and Value	636
	VII.—Bonded Goods—	
19	Principal Articles warehoused under Bond. Quantity	643

ABSTRACT TABLES NOS. 1 TO 11.

ABSTRACT TABLES
IMPORTS

(2)

No. 1

VALUE of the TOTAL IMPORTS of MERCHANDISE and

COUNTRIES	IMPORTS						
	1927-28.			1928-29			MERCHANDISE
	MERCHANDISE	TREASURY	TOTAL	MERCHANDISE	TREASURY	TOTAL	
R	R	R	R	R	R	R	
BRITISH EMPIRE—							
Private Merchandise and Treasure—							
United Kingdom	119,21,01,021	9,62,94,114	128,83,95,135	113,24,42,969	11,29,09,447	124,53,52,416	108,10,30,146
Channel Islands	7,79,465	..	7,79,465	536	..	536	30
Gibraltar	2,84,254	..	2,84,254	92,537	..	92,537	69,030
Malta and Gozo	2,534	..	2,534	6,088	..	6,088	6,367
Cyprus	157	..	157	17,823	..	17,823	307
Palestine	16,602	..	16,602	9,006	..	9,006	14,954
Aden and Dependencies	66,01,213	48,41,895	1,14,43,108	62,47,421	35,57,877	98,05,298	56,98,820
Bahrain Islands	23,57,904	34,37,567	57,95,471	20,15,814	27,55,083	47,70,897	21,34,440
Maldives	1,46,819	..	1,46,819	1,16,723	..	1,16,723	68,517
Ceylon	1,90,06,847	52,97,986	2,43,04,833	2,10,40,666	27,59,725	2,38,00,391	1,90,18,013
Strait Settlements (including Labuan)	5,84,21,731	10,22,753	5,94,44,489	5,10,86,712	5,73,450	5,16,65,162	6,16,53,849
Federated Malay States	2,69,370	205	2,69,575	2,39,746	..	2,39,746	2,06,657
British Borneo	28,13,791	..	28,13,791	20,93,396	..	20,93,396	20,58,982
Hongkong	1,15,80,774	9,07,638	1,24,88,412	73,33,092	4,79,099	83,12,191	73,60,223
Gambia	503
Cape of Good Hope	83,054	..	83,054	51,080	..	51,080	26,885
Natal	53,26,615	8,62,30,252	9,15,56,867	52,25,572	13,51,17,113	14,08,42,685	60,46,980
Transvaal	1,807	..	1,807	12,403	..	12,403	15,868
Rhodesia	20	..	20	1,040
Zanzibar and Pemba	41,21,719	60,037	41,81,756	33,11,736	20,793	33,32,529	45,65,061
Kenya Colony	2,17,59,235	..	2,17,59,235	2,38,50,223	4,000	2,38,54,223	2,98,15,857
Tanganyika Territory	7,08,754	..	7,08,754	4,17,959	..	4,17,959	3,50,338
Uganda Protectorate	603	..	603	2,223	..	2,223	345
Nyasaland Protectorate	3,173	..	3,173	708	..	708	3,450
Somaland Protectorate	1,415	..	1,415	21,162	..	21,162	30,664
Anglo-Egyptian Sudan	9,877	..	9,877	68,612	..	68,612	18,346
Mauritius and Dependencies	57,234	11,70,000	12,27,294	40,650	11,78,000	12,18,650	18,768
Seychelles	45,415	..	45,415	3,27,506	..	3,27,506	18,874
Canada	1,78,50,307	..	1,78,50,307	2,45,72,123	..	2,45,72,123	1,90,59,605
Bermudas	2	..	2
British West India Islands	25,144	..	25,144	7,910	..	7,910	92,785
„ Guiana	5,107	..	5,107
Australian Commonwealth	1,91,66,751	1,92,90,060	3,84,56,811	3,45,55,088	2,20,68,431	10,66,23,519	5,53,76,413
New Zealand (including Nauru and British Samoa)	1,43,230	21,10,099	22,53,329	1,04,705	36,76,349	37,81,054	3,48,925
Fiji Islands	4,408	..	4,408	7,024	..	7,024	3,396
Total Private Merchandise and Treasure	136,36,93,412	22,06,62,611	158,43,56,023	136,58,19,163	28,51,04,367	165,09,23,535	124,46,14,438
Government Stores and Treasure—							
United Kingdom	7,57,87,863	4,39,203	7,62,27,066	7,50,31,970	1,320	7,50,33,290	6,36,47,311
Other Countries	48,79,209	94,889	49,74,098	27,53,555	484	27,54,039	23,63,125
Total Government Stores and Treasure	8,06,67,072	5,34,092	8,12,01,164	7,77,85,525	1,804	7,77,92,329	6,60,10,436
GRAND TOTAL BRITISH EMPIRE	144,43,60,484	22,11,96,703	166,55,57,187	144,36,09,693	28,51,06,171	172,87,15,864	131,06,24,874
FOREIGN COUNTRIES—							
Private Merchandise and Treasure—							
Russia	48,52,016	..	48,52,016	84,87,218	..	84,87,218	45,67,962
Finland	3,98,206	..	3,98,206	6,45,420	..	6,45,420	11,14,448
Estonia	8,98,880	..	8,98,880	10,60,892	..	10,60,892	12,49,446
Latvia	1,92,191	..	1,92,191	3,94,459	..	3,94,459	4,38,862
Lithuania
Georgia	81,44,645	..	81,44,645	1,50,40,778	..	1,50,40,778	1,08,53,198
Sweden	1,25,60,041	..	1,25,60,041	1,10,84,766	..	1,10,84,766	1,39,93,271
Norway	87,01,958	..	87,01,958	78,98,062	..	78,98,062	1,02,91,648
Denmark	18,41,895	..	18,41,895	18,31,279	..	18,31,279	12,49,075
Poland (including Danzig)	5,23,432	..	5,23,432	8,88,249	..	8,88,249	14,47,029
Germany	15,34,34,747	..	15,34,34,747	15,84,86,461	6,880	15,84,43,341	15,79,20,847
Austria	4,30,60,422	1,08,000	4,31,68,422	4,76,78,761	..	4,76,78,761	4,22,83,916
Belgium	7,47,63,595	..	7,47,63,595	7,19,96,747	..	7,19,96,747	6,78,67,518
Luxemburg	23,32,162	..	23,32,162	20,89,652	..	20,89,652	45,12,674
France	4,30,15,164	83,21,925	5,13,37,089	4,77,56,040	1,84,408	4,79,40,448	4,57,23,408

TREASURE from each COUNTRY, in each Official Year from 1927-28 to 1931-32

IMPORTS								COUNTRIES
1929-30		1930-31			1931-32			
TREASURE	TOTAL	MERCHANDISE	TREASURE	TOTAL	MERCHANDISE	TREASURE	TOTAL	
£	£	£	£	£	£	£	£	
9,61,01,032	112,71,31,178	61,28,70,742	9,66,84,199	70,95,54,941	44,81,43,521	2,63,08,484	47,44,52,005	BRITISH EMPIRE—
..	30	119	..	119	Private Merchandise and Treasure—
..	69,030	1,28,857	..	1,28,857	38,303	..	38,303	United Kingdom
..	6,367	302	..	302	3,241	..	3,241	Channel Islands
..	807	879	..	879	709	..	709	Gibraltar
..	14,954	42,484	..	42,484	58,759	..	58,759	Malta and Gozo
42,42,103	99,40,923	33,01,907	17,29,745	50,31,652	53,17,515	17,68,778	70,86,293	Cyprus
22,44,770	43,79,210	7,96,740	26,45,408	34,42,148	7,58,794	26,51,183	34,09,977	Palestine
..	68,517	78,930	..	78,930	58,761	40	58,801	Aden and Dependences]
1,40,46,065	3,20,64,078	1,43,46,619	1,02,48,340	2,45,94,959	1,86,77,530	32,02,000	2,18,70,539	Bahrain Islands
5,01,974	6,21,55,823	3,90,80,346	98,38,032	4,95,18,378	2,86,84,009	6,19,446	2,93,03,541	Maldives
160	2,08,817	1,45,557	..	1,45,557	1,31,073	..	1,31,073	Ceylon
..	10,58,982	30,47,452	..	30,47,452	24,66,953	..	24,66,953	Straits Settlements (including Labuan)
7,04,665	80,64,893	86,82,190	46,73,709	1,33,55,899	52,98,988	3,02,776	56,01,764	Federated Malay States
..	503	British Borneo
..	26,835	45,666	..	45,666	13,262	67,813	81,075	Hongkong
4,25,77,851	4,86,24,331	42,87,385	6,75,85,575	7,18,78,410	21,74,448	34,40,011	56,23,459	Gambia
..	15,863	12,093	..	12,093	1,707	..	1,707	Cape of Good Hope
..	1,040	4,187	..	4,187	Natal
13,899	45,78,760	34,70,457	..	34,70,457	41,33,261	80,577	42,13,838	Transvaal
..	2,98,15,857	3,00,96,707	..	3,00,96,707	3,26,79,410	3,28,066	3,30,07,485	Rhodesia
..	8,50,333	11,07,313	..	11,07,313	6,04,092	31	6,04,123	Zanzibar and Pemba
..	345	140	..	140	155	..	155	Kenya Colony
..	3,450	777	..	777	Tanganyika Territory
12,000	42,664	12,678	..	12,678	10,523	..	10,523	Uganda Protectorate
..	13,346	50,545	..	50,545	17,14,809	1,15,008	18,29,817	Nyasaland Protectorate
..	13,768	37,278	1,00,000	1,37,278	12,727	13,38,500	18,46,227	Somaland Protectorate
..	18,374	1,45,052	..	1,45,052	2,34,657	..	2,34,657	Anglo-Egyptian Sudan
..	1,90,59,605	1,32,56,980	..	1,32,56,980	41,66,504	..	41,66,504	Mauritius and Dependences
..	Seychelles
..	92,785	15,284	..	15,284	33,593	..	33,593	Canada
..	Bermudas
4,37,57,793	9,91,34,206	2,41,76,879	2,10,75,451	4,52,52,330	1,58,36,605	96,08,548	2,54,45,158	British West India Islands
34,66,216	38,15,141	3,49,985	10,25,327	19,75,312	3,60,144	2,34,810	5,94,068	Guiana
200	3,596	1,987	..	1,987	151	..	151	Australian Commonwealth
20,76,68,628	145,22,82,966	76,01,90,875	21,62,05,786	97,63,96,461	56,66,69,618	5,56,70,080	62,22,38,698	New Zealand (including Niua and British Samoa)
..	Fiji Islands
12,590	6,30,59,901	6,48,45,285	1,177	6,48,46,462	3,17,05,741	..	3,17,05,741	Total Private Merchandise and Treasure
1,28,933	24,92,063	18,85,833	81,900	19,17,783	17,14,445	90,755	18,05,200	Government Stores and Treasure—
1,41,528	6,81,51,984	6,60,81,118	83,077	6,67,64,195	3,34,20,186	90,755	3,35,10,941	United Kingdom
..	Other Countries
20,78,10,056	151,84,34,930	82,68,71,793	21,62,88,863	1,04,31,60,656	60,00,88,804	5,56,60,835	65,57,40,639	Total Government Stores and Treasure
..	45,67,962	1,08,74,794	..	1,08,74,794	94,61,619	..	94,61,619	GRAND TOTAL BRITISH EMPIRE
..	11,14,448	16,63,435	..	16,63,435	13,93,777	..	13,93,777	FOREIGN COUNTRIES—
..	12,49,446	13,12,925	..	13,12,925	8,46,075	..	8,46,075	Private Merchandise and Treasure—
..	4,38,862	3,46,921	..	3,46,921	2,07,404	..	2,07,404	Russia
..	..	65,051	..	65,051	2,28,446	..	2,28,446	Finland
..	1,08,53,108	1,21,52,075	..	1,21,52,075	1,12,86,426	..	1,12,86,426	Estonia
..	1,39,03,271	97,75,022	..	97,75,022	87,36,346	..	87,36,346	Latvia
..	1,02,91,648	85,52,054	..	85,52,054	48,47,419	..	48,47,419	Lithuania
..	12,49,075	11,18,931	..	11,18,931	18,34,482	..	18,34,482	Georgia
..	14,47,029	31,42,125	..	31,42,125	22,32,793	..	22,32,793	Sweden
..	15,79,20,847	12,38,41,540	..	12,38,41,540	10,19,31,240	..	10,19,31,240	Norway
2,71,324	4,25,55,750	3,22,33,647	..	3,22,33,647	2,04,27,113	..	2,04,27,113	Denmark
..	6,78,67,518	4,66,92,233	..	4,66,92,233	3,01,57,097	..	3,01,57,097	Poland (including Danzig)
..	45,12,674	18,19,377	..	18,19,377	20,08,486	..	20,08,486	Germany
20,64,711	4,77,38,114	2,88,89,856	11,22,577	3,00,12,432	2,17,20,409	..	2,17,20,409	Netherlands
..	Belgium
..	Luxemburg
..	France

[Continued on next page

ABSTRACT TABLES
IMPORTS

(4)
No. 1—continued
VALUE of the TOTAL IMPORTS of MERCHANDISE and

COUNTRIES	IMPORTS						
	1927-28			1928-29			MERCHANDISE
	MERCHANDISE	TREASURY	TOTAL	MERCHANDISE	TREASURY	TOTAL	
£	£	£	£	£	£	£	
FOREIGN COUNTRIES—continued							
Private Merchandise and Treasure—contd.							
Spain	34,03,400	..	34,03,400	26,78,313	..	26,78,313	20,78,101
Portugal	6,06,174	..	6,06,174	4,29,534	..	4,29,534	3,15,513
Switzerland	2,68,10,247	..	2,68,10,247	2,57,12,189	..	2,57,12,189	2,12,10,693
Italy	6,76,30,625	18,79,973	6,95,10,598	7,35,81,631	..	7,35,81,631	6,78,36,661
Fiume	63,760	..	63,760	2,26,715
Austria	1,28,08,336	4,74,751	1,30,83,087	1,40,11,930	1,21,446	1,41,33,376	1,22,93,647
Hungary	8,11,537	..	8,11,537	6,54,456	..	6,54,456	66,85,494
Czechoslovakia	1,22,39,457	..	1,22,39,457	1,20,49,424	..	1,20,49,424	1,66,13,734
Serb-Croat Slovene State (Jugo-Slavia)	2,88,636	..	2,88,636	3,02,785	..	3,02,785	12,54,087
Albania	630	..	630	278	..	278	..
Roumania	2,500	..	2,500	2,62,835	..	2,62,835	1,50,091
Greece	2,60,048	..	2,60,048	4,86,304	..	4,86,304	3,83,188
Turkey, European	43,497	..	43,497	62,351	..	62,351	10,627
Turkey, Asiatic	2,247	..	2,247	11,324	..	11,324	16,707
Syria	4,672	..	4,672	25,355	..	25,355	14,772
Armenia	1,065	..	1,065	2,387	..	2,387	..
Azerbaijan	44,35,033
Smyrna	37,850	..	37,850	4,849	..	4,849	1,038
Mascat Territory and Trucial Oman	40,68,239	5,50,445	46,08,734	31,78,087	10,04,769	41,82,856	30,04,076
Other Native States in Arabia	10,88,602	53,26,436	64,15,038	8,55,770	58,46,799	57,02,569	5,79,715
Iraq	95,15,907	40,59,113	1,35,75,020	71,51,634	62,69,432	1,34,21,116	1,02,33,355
Persia	2,94,80,760	95,980	2,95,76,740	3,82,46,989	87,527	3,83,34,516	3,71,52,398
Honjam Island	10,946	..	10,946	1,975	..	1,975	191
Sumatra	10,18,012	..	10,18,012	13,39,786	..	13,39,786	5,11,596
Java 爪哇	14,70,75,220	13	14,70,75,233	16,41,57,289	..	16,41,57,289	13,66,23,429
Borneo (Dutch)	1,36,31,029	..	1,36,31,029	1,17,79,629	..	1,17,79,629	99,87,106
Celebes and other Islands	41,297	..	41,297	11,64,264	..	11,64,264	11,11,592
New Guinea (Dutch)
Siam	23,12,019	31	23,12,050	31,61,794	5	31,61,799	15,53,680
Indo-China (including Cochin-China, Cambodia, Annam, Tonkin and French leased territories in China)	28,22,429	..	28,22,429	1,95,05,402	..	1,95,05,402	9,96,587
Philippine Islands and Guam	11,77,323	..	11,77,323	8,13,915	..	8,13,915	10,07,505
Macao	110	..	110	..
Formosa	178	..	178
China (exclusive of Hongkong and Macao)	4,41,26,962	22,26,639	4,63,53,601	4,31,77,502	7,095	4,31,84,597	4,09,58,074
Korea
Japan	17,90,19,207	..	17,90,19,207	17,67,67,462	..	17,67,67,462	23,58,55,259
Egypt	52,86,438	2,35,35,125	2,88,21,603	48,78,653	2,35,31,342	3,34,09,995	44,13,987
Tripoli	495	..	495	5,42,979	..	5,42,979	..
Tunis	407	..	407
Algeria	204	..	204
Morocco	97,445	..	97,445	550
Canary Islands	22,095	..	22,095	5,356	..	5,356	82,678
Belgian Congo	11,305
Portuguese West Africa	815	..	815	802
Portuguese East Africa	15,09,079	..	15,09,079	3,99,759	..	3,99,759	400
Madagascar	51,292	..	51,292	52,092	..	52,092	9,32,115
Reunion	122	..	122	25,242
Italian East Africa (Somaliland and Eritrea)	15,64,339	..	15,64,339	12,75,275	9,365	12,84,641	170
French Somaliland	2,08,029	..	2,08,029	2,90,545	..	2,90,545	14,23,692
Abyssinia	46	..	46	359	..	359	3,05,715
United States of America	20,43,18,046	8,09,19,526	28,52,37,572	17,92,08,948	..	17,92,08,948	..
Cuba	15,32,578	..	15,32,578	6,224	4,82,67,357	22,54,76,306	17,66,15,164
Haiti and St. Domingo	394	..	394	1,033	..	1,033	5,058
Dutch West Indies	874
Mexico	3,554
Colombia	11,240
Venezuela
Brazil
Uruguay	2,563	..	2,563	2,071
Argentine Republic (including the Atlantic Coast of Patagonia)	5,257	..	5,257	16,38,522	..	16,38,522	8,28,536
Chile (including the Pacific Coast of Patagonia)	8,18,498	..	8,18,498	10,10,050	..	10,10,050	18,33,302
Peru	3,900	..	3,900
Hawaii	1,042	..	1,042	195
Total Private Merchandise and Treasure	118,46,70,954	12,74,97,857	126,21,68,811	116,72,40,573	8,78,36,475	125,50,77,048	116,33,54,903
Government Stores and Treasure	3,62,07,227	2,58,969	3,64,66,196	2,31,29,094	..	2,31,29,094	2,30,94,713
GRAND TOTAL FOREIGN COUNTRIES	117,98,78,181	12,77,56,826	129,86,35,007	119,03,69,667	8,78,36,475	127,82,06,142	118,64,49,616
GRAND TOTAL BRITISH EMPIRE AND FOREIGN COUNTRIES	261,52,33,665	34,89,53,529	296,41,92,194	268,39,79,340	37,29,42,645	300,69,22,006	249,70,74,491

TREASURE from each COUNTRY, in each Official Year from 1927-28 to 1931-32—continued

IMPORTS								COUNTRIES
1929-30		1930-31			1931-32			
TREASURE	TOTAL	MERCHANDISE	TREASURE	TOTAL	MERCHANDISE	TREASURE	TOTAL	
£	£	£	£	£	£	£	£	
..	29,78,101	27,00,650	..	27,00,650	10,19,609	..	10,19,609	FOREIGN COUNTRIES—continued
..	8,15,513	4,30,321	..	4,30,321	2,02,030	..	2,02,030	Private Merchandise and Treasure—cont'd
..	2,12,10,693	1,26,83,988	..	1,26,83,988	1,22,28,637	..	1,22,28,637	Spain
2,03,490	6,75,40,451	4,50,51,822	..	4,50,51,822	3,58,76,748	..	3,58,76,748	Portugal
..	2,26,715	20,167	..	20,167	15,261	..	15,261	Switzerland
1,20,374	1,24,13,921	81,56,282	..	81,56,282	71,46,816	..	71,46,816	Italy
..	66,85,494	21,52,329	..	21,52,329	3,19,720	..	3,19,720	Trieste
..	1,66,13,734	97,03,011	..	97,03,011	72,88,839	..	72,88,839	Austria
..	12,54,087	6,16,340	..	6,16,340	5,80,599	..	5,80,599	Hungary
..	..	13,141	..	13,141	10	..	10	Czechoslovakia
..	1,50,001	7,27,074	..	7,27,074	Serb-Croat Slovene State (Jugo-Slavic)
..	3,83,188	2,18,145	..	2,18,145	3,28,557	..	3,28,557	Albania
..	10,627	28,563	..	28,563	8,580	..	8,580	Roumania
..	16,707	4,300	..	4,300	4,839	..	4,839	Greece
..	14,772	4,237	..	4,237	78,654	..	78,654	Turkey, European
..	..	5,614	..	5,614	209	..	209	Turkey, Asiatic
..	44,35,033	64,65,095	..	64,65,095	71,84,604	..	71,84,604	Syria
..	1,038	7,894	..	7,894	17,335	..	17,335	Armenia
18,58,307	43,62,383	25,97,255	13,30,632	39,17,887	27,34,754	14,90,142	42,33,896	Azerbaijan
39,57,771	45,37,486	3,70,538	31,66,359	35,45,895	3,03,788	20,47,782	23,51,570	Smyrna
1,01,09,049	2,04,02,904	1,00,68,158	84,09,219	1,85,32,377	57,89,340	66,75,185	1,24,64,525	Mascat Territory and Trucial Oman
10,62,271	3,82,15,189	2,71,65,124	1,64,328	2,73,29,452	2,75,93,779	1,96,745	2,77,90,524	Other Native States in Arabia
620	820	1,009	..	1,009	1,555	..	1,555	Iraq
13	5,11,609	2,06,817	..	2,06,817	15,20,847	..	15,20,847	Persia
110	13,66,83,539	10,34,17,240	95,375	10,35,12,615	4,84,72,226	..	4,84,72,226	Henjam Island
107	99,67,213	51,31,929	..	51,31,929	66,84,562	..	66,84,562	Sumatra
41	11,11,633	61,65,668	..	61,65,668	4,177	..	4,177	Java
..	16,58,680	17,92,666	2,11,297	20,03,933	10,37,223	..	10,37,223	Borneo (Dutch)
..	9,96,587	5,49,470	..	5,49,470	18,79,584	..	18,79,584	Celebes and other Islands
..	10,07,505	5,38,926	..	5,38,926	5,11,833	..	5,11,833	New Guinea (Dutch)
..	Siam
..	240	..	240	Indo-China (including Cochin-China, Cambodia, Annam, Tonkin and French leased territories in China)
12,10,298	4,21,63,372	3,33,12,719	1,32,30,478	4,65,52,197	2,76,60,512	9,77,933	2,88,38,445	Philippine Islands and Guam
..	..	31,373	..	31,373	Macao
53	23,58,55,312	14,51,19,972	..	14,51,19,972	13,33,96,671	..	13,33,96,671	Formosa
2,62,32,191	3,06,46,178	2,53,35,415	12,28,215	2,66,13,630	1,47,02,267	..	1,47,02,267	China (exclusive of Hongkong and Macao)
..	..	439	..	439	3	..	3	Korea
..	..	324	..	324	Japan
..	550	797	..	797	Egypt
..	82,673	Tripoli
..	11,865	8,313	..	8,313	22,918	..	22,918	Tunis
..	802	5	..	5	Algeria
..	400	19	..	19	Morocco
..	9,88,115	11,06,508	..	11,06,508	12,03,060	2,21,242	14,24,302	Canary Islands
..	25,242	18,912	..	18,912	28,055	..	28,055	Belgian Congo
..	170	166	..	166	57	..	57	Portuguese West Africa
..	14,23,692	22,85,586	..	22,85,586	10,16,643	..	10,16,643	Portuguese East Africa
..	3,05,715	1,91,129	..	1,91,129	2,139	..	2,139	Madagascar
2,33,56,252	10,99,71,418	15,14,72,554	2,33,18,060	17,47,90,614	12,83,62,243	48,86,966	13,32,49,209	Réunion
..	5,058	2,835	..	2,835	5,741	..	5,741	Italian East Africa (Somaliland and Eritrea)
..	832	1,151	..	1,151	1,638	..	1,638	French Somaliland
..	874	Abyssinia
..	3,554	246	..	246	81,866	..	81,866	United States of America
..	11,240	240	..	240	Cuba
..	..	644	..	644	Haiti and St. Domingo
..	..	1,753	..	1,753	1,032	..	1,032	Dutch West Indies
..	2,671	15,519	..	15,519	Mexico
..	8,23,536	19,866	..	19,866	12,455	..	12,455	Colombia
..	13,33,302	5,23,321	..	5,23,321	963	..	963	Venezuela
..	Brazil
..	105	Uruguay
7,00,07,401	123,33,62,304	88,77,46,183	5,23,45,510	94,00,91,698	60,70,45,497	1,70,19,990	71,40,65,487	Argentine Republic (including the Atlantic Coast of Patagonia)
5,02,127	2,35,96,840	1,60,07,951	..	1,60,07,951	92,94,205	..	92,94,205	Chile (including the Pacific Coast of Patagonia)
7,05,09,523	125,69,59,144	90,37,54,139	5,23,45,510	95,60,99,849	70,63,39,702	1,70,19,990	72,33,59,692	Peru
27,83,19,584	277,53,94,074	173,06,25,932	26,80,34,373	199,92,60,305	130,64,23,506	7,26,80,825	1,37,91,09,331	Hawaii
								Total Private Merchandise and Treasure
								Government Stores and Treasure
								GRAND TOTAL FOREIGN COUNTRIES
								GRAND TOTAL BRITISH EMPIRE AND FOREIGN COUNTRIES

ABSTRACT TABLES
EXPORTS

(6)

No. 2

VALUE of the TOTAL EXPORTS of MERCHANDISE (FOREIGN and INDIAN combined) and
Official Year from

COUNTRIES	EXPORTS						
	1927-28			1928-29			MERCHANDISE
	MERCHANDISE	TREASURE	TOTAL	MERCHANDISE	TREASURE	TOTAL	
₹	₹	₹	₹	₹	₹	₹	
BRITISH EMPIRE—							
United Kingdom	81,76,03,531	..	81,76,03,531	72,36,74,583	..	72,36,74,583	69,17,98,936
Channel Islands	345	..	345
Gibraltar	44,266	..	44,266	37,536	..	37,536	74,698
Malta and Gozo	32,712	..	32,712	43,033	..	43,033	40,785
Cyprus	5,01,270	..	5,01,270	3,21,324	..	3,21,324	4,86,283
Palestine	4,22,662	..	4,22,662	3,22,246	..	3,22,246	3,51,343
Aden and Dependencies	1,90,97,820	3,94,726	1,94,92,546	2,02,09,317	1,20,220	2,03,29,537	1,42,71,480
Bahrain Islands	1,48,07,487	67,74,666	2,15,82,153	1,18,45,278	39,58,767	1,58,04,045	1,13,08,980
Maldives	3,92,571	..	3,92,571	1,98,148	..	1,98,148	2,10,062
Ceylon	15,87,86,534	74,213	15,88,60,747	14,24,74,411	3,64,697	14,28,39,108	18,21,74,300
Straits Settlements (including Labuan)	9,27,72,771	2,95,234	9,30,68,005	7,95,08,691	2,57,208	7,97,65,897	8,01,56,582
Federated Malay States	1,17,23,123	1,08,500	1,18,31,623	1,01,47,585	1,03,000	1,02,50,585	1,39,14,543
British Borneo	2,82,822	..	2,82,822	2,60,055	..	2,60,055	2,18,777
Hongkong	2,19,75,232	..	2,19,75,232	2,50,95,643	10,000	2,51,05,643	3,04,30,418
West Africa	4,37,096	..	4,37,096	6,66,243	..	6,66,243	7,47,668
Protectorate of South-West Africa	21,832	..	21,832	31,619	..	31,619	4,344
Cape of Good Hope	76,86,203	..	76,86,203	65,85,806	..	65,85,806	71,17,595
Natal	1,75,13,221	..	1,75,13,221	1,76,21,495	..	1,76,21,495	1,55,72,696
Transvaal	2,67,927	..	2,67,927	1,66,378	..	1,66,378	1,47,381
Rhodesia	2,09,156	..	2,09,156	1,550	..	1,550	1,837
Zanzibar and Pemba	79,05,125	..	79,05,125	54,49,766	..	54,49,766	64,76,259
Kenya Colony	1,10,66,955	31,365	1,10,98,320	1,22,83,464	37,750	1,23,21,214	1,07,00,547
Tanganyika Territory	50,00,758	1,149	50,01,907	53,93,929	..	53,93,929	45,75,361
Uganda Protectorate	2,30,553	..	2,30,553	2,69,479	..	2,69,479	3,22,962
Nyasaland Protectorate	3,300	..	3,300	24,115	..	24,115	..
Somaliland Protectorate	5,09,578	..	5,09,578	16,72,590	..	16,72,590	7,97,414
Anglo-Egyptian Sudan	52,29,336	..	52,29,336	43,21,846	..	43,21,846	51,69,574
Mauritius and Dependencies	1,90,11,815	30,14,515	2,20,26,330	1,58,53,514	10,94,300	1,69,47,814	1,62,00,957
Seychelles	10,62,675	40,000	11,02,675	9,17,044	..	9,17,044	9,49,982
Canada	2,19,22,270	..	2,19,22,270	2,44,86,429	..	2,44,86,429	2,40,75,781
New Foundland and Coast of Labrador	780	..	780	20,400	..	20,400	..
Bermudas	1,450
Bahamas
British West India Islands	41,92,954	..	41,92,954	44,39,626	..	44,39,626	51,99,322
" Honduras	1,471	..	1,471	2,260	..	2,260	..
" Guiana	7,68,921	..	7,68,921	8,90,265	..	8,90,265	7,16,513
Falkland Islands
Australian Commonwealth	6,61,80,168	..	6,61,80,168	7,39,08,557	..	7,39,08,557	5,79,08,952
Territory of Papua	9,25,864	..	9,25,864	6,29,731	..	6,29,731	10,16,436
New Zealand (including Nauru and Br. Samoa)	77,17,385	..	77,17,385	87,32,082	..	87,32,082	77,77,379
Fiji Islands	6,23,916	100	6,24,016	6,74,236	..	6,74,236	7,49,731
TOTAL BRITISH EMPIRE	131,69,32,414	1,07,34,468	132,76,66,882	119,91,80,254	59,45,940	120,51,26,194	114,17,22,223
FOREIGN COUNTRIES—							
Russia	49,51,676	..	49,51,676	24,96,886	..	24,96,886	40,26,822
Finland	10,40,847	..	10,40,847	8,94,948	..	8,94,948	7,05,240
Estonia	2,437	..	2,437	1,242	..	1,242	9,465
Latvia	1,62,716	..	1,62,716	7,859
Georgia	12,32,430	..	12,32,430	16,22,310	..	16,22,310	17,64,331
Sweden	29,67,892	..	29,67,892	32,57,157	..	32,57,157	45,23,971
Norway	30,99,673	..	30,99,673	29,78,338	..	29,78,338	41,88,779
Denmark	8,51,971	..	8,51,971	6,00,214	..	6,00,214	15,84,223
Poland (including Dantzic)	14,10,506	..	14,10,506	17,51,233	..	17,51,233	13,13,617
Germany	32,45,72,366	..	32,45,72,366	32,47,84,716	..	32,47,84,716	26,76,86,008
Netherlands	8,12,77,649	..	8,12,77,649	8,72,30,769	8,882	8,72,39,651	9,11,63,532
Belgium	10,96,82,211	..	10,96,82,211	13,44,89,980	..	13,44,89,980	12,21,63,802
Luxemburg	670	..	670	..
France	16,09,96,243	6,545	16,10,02,788	17,91,23,975	..	17,91,23,975	16,93,62,324
Spain	3,31,22,627	..	3,31,22,627	3,90,39,039	..	3,90,39,039	3,60,64,939
Portugal	21,08,864	..	21,08,864	14,31,011	..	14,31,011	23,37,452
Switzerland	66,859	..	66,859	88,064	..	88,064	84,886
Italy	13,04,61,825	..	13,04,61,825	15,25,41,767	..	15,25,41,767	11,47,22,943
Fiume	39,39,361	..	39,39,361	42,75,737	..	42,75,737	34,45,234
Austria	27,39,668	..	27,39,668	8,97,062	..	8,97,062	4,77,497
Hungary	840	..	840	4,364	..	4,364	3,905
Czechoslovakia	2,25,214	..	2,25,214	2,65,153	..	2,65,153	3,01,945
Serb Great Slovene State (Yugo-Slavia)	1,51,916	..	1,51,916	1,52,377	..	1,52,377	1,47,003
Albania
Bulgaria	10,46,714	..	10,46,714	13,92,931	..	13,92,931	2,190
Roumania	11,20,410	..	11,20,410	20,66,993	..	20,66,993	10,92,497
Greece	63,91,436	..	63,91,436	79,08,036	..	79,08,036	5,75,739

[Continued on next page]

ABSTRACT TABLES
EXPORTS

(8)

No. 2—continued

VALUE of the TOTAL EXPORTS of MERCHANDISE (FOREIGN and INDIAN combined) and
Official Year from

COUNTRIES	EXPORTS						
	1927-28			1928-29			MERCHANDISE
	MERCHANDISE	TREASURE	TOTAL	MERCHANDISE	TREASURE	TOTAL	
R	R	R	R	R	R	R	
FOREIGN COUNTRIES—continued							
Crete	2,06,627	..	2,06,627	3,22,585	..	3,22,585	2,33,972
Turkey, European	33,10,233	..	33,10,233	31,32,373	..	31,32,373	22,75,060
Turkey, Asiatic	36,71,550	..	36,71,550	21,69,171	..	21,69,171	15,07,897
Syria	27,10,376	..	27,10,376	32,05,994	..	32,05,994	22,05,227
Armenia	1,61,153	..	1,61,153	47,703	..	47,703	1,57,190
Smyrna	12,45,372	..	12,45,372	10,91,599	..	10,91,599	15,65,315
Mascat Territory and Trucial Oman	1,27,01,274	16,51,383	1,43,52,657	1,00,12,196	10,11,378	1,10,23,574	95,15,941
Other Native States in Arabia	1,63,30,212	1,02,014	1,69,32,226	1,63,15,364	4,757	1,63,20,121	1,50,52,705
Iraq	2,04,94,591	53,045	2,05,47,636	1,76,19,905	1,863	1,76,21,768	1,61,43,618
Perda	2,50,22,946	5,06,350	2,55,29,296	1,98,82,940	5,13,115	2,03,96,055	2,06,46,114
Henjam Island	1,27,306	..	1,27,306	1,34,398	..	1,34,398	1,30,432
Afghanistan	8,776
Sumatra	1,84,13,955	..	1,84,13,955	1,52,40,380	..	1,52,40,380	1,88,78,198
Java	2,40,40,260	1,01,675	2,41,41,935	3,68,85,703	1,40,499	3,70,26,203	4,23,70,103
Borneo (Dutch).	15,14,233	..	15,14,233	16,05,156	..	16,05,156	7,97,562
Celebes and other Islands	9,51,371	..	9,51,371	11,94,702	..	11,94,702	11,22,277
Dutch New Guinea	2,227	..	2,227	6,332	..	6,332	546
Siam	2,00,14,296	..	2,00,14,296	1,74,09,947	..	1,74,09,947	1,43,23,657
Indo-China (including Cochin-China, Cambodia, Annam, Tonkin and French leased territories in China)	2,27,56,089	..	2,27,56,089	1,69,57,107	..	1,69,57,107	1,61,57,830
Philippine Islands and Guam	49,50,182	..	49,50,182	53,61,140	..	53,61,140	64,63,140
Macao	5,550	..	5,550
Formosa	47,59,478	..	47,59,478	70,19,746	..	70,19,746	59,63,945
China (exclusive of Hongkong and Macao)	4,57,84,262	1,30,39,204	5,88,23,466	9,47,59,652	2,16,84,446	11,64,44,098	13,05,53,199
Korea	23,05,860	..	23,05,860	32,65,429	..	32,65,429	30,43,284
Japan	29,19,40,935	..	29,19,40,935	34,61,43,356	..	34,61,43,356	32,55,65,605
Egypt	3,14,65,929	5,000	3,14,70,929	3,44,08,090	..	3,44,08,090	3,94,59,620
Tripoli	2,800	..	2,800	19,452	..	19,452	46,096
Yunis	73,330	..	73,330	53,731	..	53,731	66,111
Algeria	9,625	..	9,625	2,580	..	2,580	5,323
Morocco	2,65,444	..	2,65,444	3,92,352	..	3,92,352	6,08,361
Canary Islands	1,950	..	1,950
West Africa	5,21,948	..	5,21,948	8,75,011	..	8,75,011	7,14,179
Portuguese East Africa	1,63,09,314	..	1,63,09,314	1,39,53,693	..	1,39,53,693	1,27,39,669
Madagascar	7,05,132	..	7,05,132	9,56,725	..	9,56,725	8,35,624
Reunion	1,42,749	..	1,42,749	3,43,007	..	3,43,007	23,521
Italian East Africa (Somaliland and Eritrea)	23,07,706	..	23,07,706	44,43,923	..	44,43,923	29,11,607
French Somaliland	7,01,443	..	7,01,443	22,40,231	..	22,40,231	16,46,063
Abyssinia	900	..	900	1,000	..	1,000	..
United States of America	36,70,42,933	..	36,70,42,933	39,97,40,522	..	39,97,40,522	37,03,44,703
West Indies)	4,03,65,551	..	4,03,65,551	3,31,06,161	..	3,31,06,161	3,33,40,295
Mexico	8,36,783	..	8,36,783	9,32,501	..	9,32,501	10,57,089
Guatemala	61,711	..	61,711	65,977	..	65,977	75,072
Honduras (not British)
San Salvador	1,16,363	..	1,16,363	77,073	..	77,073	1,34,225
Nicaragua)	1,13,301	..	1,13,301	2,11,156	..	2,11,156	1,77,799
Costa Rica	61,761	..	61,761	34,940	..	34,940	63,397
Brazil	74,67,002	..	74,67,002	51,24,297	..	51,24,297	70,69,111
Argentine Republic (including the Atlantic Coast of Patagonia)	7,48,73,700	..	7,48,73,700	8,01,40,436	..	8,01,40,436	7,10,39,020
Chile (including the Pacific Coast of Patagonia)	1,67,99,976	..	1,67,99,976	1,59,31,470	..	1,59,31,470	1,46,07,884
Other countries in South America	75,99,597	..	75,99,597	85,14,047	..	85,14,047	76,40,401
Hawaii	36,77,468	..	36,77,468	43,35,373	..	43,35,373	41,85,491
Other Islands in the Pacific	18,265	..	18,265	74,409	..	74,409	3,994
TOTAL FOREIGN COUNTRIES	196,99,30,719	1,55,16,221	198,54,46,940	218,04,31,423	2,33,64,940	220,37,96,363	203,76,01,634
GRAND TOTAL	323,69,13,133	2,62,49,689	331,31,62,822	337,96,11,077	2,93,10,880	340,39,22,557	317,93,23,862

ABSTRACT TABLES
EXPORTS

(10)

No. 3

VALUE of the TOTAL EXPORTS of MERCHANDISE (distinguishing INDIAN and FOREIGN), exclusive of

COUNTRIES	1927-28			1928-29			1929
	INDIAN	FOREIGN	TOTAL	INDIAN	FOREIGN	TOTAL	INDIAN
BRITISH EMPIRE—							
United Kingdom	₹ 77,87,44,427	₹ 3,88,69,104	₹ 81,76,08,531	₹ 69,04,32,078	₹ 3,32,42,505	₹ 72,36,74,583	₹ 66,55,04,766
Channel Islands	345	..	345
Gibraltar	36,950	7,316	44,266	27,949	9,593	37,542	72,087
Malta and Gozo	32,450	262	32,712	30,710	12,323	43,033	34,015
Cyprus	5,01,270	..	5,01,270	3,21,299	25	3,21,324	4,86,288
Palestine	3,34,822	37,840	4,22,662	3,03,039	19,207	3,22,246	3,08,618
Aden and Dependencies	1,74,64,386	16,33,434	1,90,97,820	1,03,82,286	8,27,031	2,02,09,317	1,36,89,657
Bahrain Islands	1,13,99,060	34,08,427	1,48,07,487	89,04,629	29,40,749	1,18,45,278	91,71,438
Maldives	3,36,744	55,827	3,92,571	1,83,450	14,698	1,98,148	2,04,532
Ceylon	15,22,45,692	65,40,842	15,87,86,534	13,76,69,135	48,05,276	14,24,74,411	12,78,58,403
Straits Settlements (including Labuan)	9,11,20,270	16,62,501	9,27,72,771	7,81,14,672	13,94,119	7,95,08,691	7,90,54,056
Federated Malay States	1,15,68,070	1,55,058	1,17,23,128	1,00,09,688	1,87,897	1,01,47,585	1,87,62,088
British Borneo	2,82,597	225	2,82,822	2,59,197	853	2,60,055	2,18,727
Hongkong	2,07,49,278	12,25,954	2,19,75,232	2,40,73,114	10,22,529	2,50,95,643	2,94,12,569
West Africa	4,37,096	..	4,37,096	6,66,143	100	6,66,243	7,44,868
Protectorate of South-West Africa	21,832	..	21,832	31,619	..	31,619	4,344
Cape of Good Hope	76,68,270	17,927	76,86,203	65,65,869	20,437	65,85,806	70,98,090
Natal	1,73,16,101	1,97,120	1,75,13,221	1,74,18,871	2,07,624	1,76,21,495	1,58,08,321
Transvaal	2,53,420	14,507	2,67,927	1,49,136	17,242	1,66,378	1,23,509
Rhodesia	2,09,056	100	2,09,156	1,550	..	1,550	1,837
Zanzibar and Pemba	70,84,175	8,20,950	79,05,125	47,99,905	6,49,861	54,49,766	56,81,977
Kenya Colony	94,45,240	16,21,715	1,10,66,955	1,06,31,599	16,51,865	1,22,83,464	94,87,161
Tanganyika Territory	43,60,821	6,39,937	50,00,758	46,51,958	7,41,971	53,93,929	39,76,759
Uganda Protectorate	1,87,669	42,884	2,30,553	2,27,462	42,017	2,69,479	2,78,702
Nyasaland Protectorate	3,250	50	3,300	22,175	1,940	24,115	..
Somaland Protectorate	5,06,313	3,265	5,09,578	16,16,294	56,296	16,72,590	7,96,500
Anglo-Egyptian Sudan	46,96,936	5,32,400	52,29,336	40,78,446	2,43,400	43,21,846	48,35,906
Mauritius and Dependencies	1,84,76,468	5,35,347	1,90,11,815	1,55,83,422	2,70,092	1,58,53,514	1,59,11,986
Seychelles	8,31,266	2,31,409	10,62,675	7,36,169	1,80,875	9,17,044	7,44,260
Canada	2,18,97,844	24,435	2,19,22,279	2,44,04,219	82,210	2,44,86,429	2,40,06,429
New Foundland and Coast of Labrador	780	..	780	20,400	..	20,400	..
Bermudas	1,460
Bahamas
British West India Islands	41,90,986	1,968	41,92,954	44,34,292	5,354	44,39,626	51,98,322
" Honduras	1,471	..	1,471	2,260	..	2,260	..
" Guiana	7,62,249	6,672	7,68,921	8,87,620	2,645	8,90,265	7,15,980
Falkland Islands
Australian Commonwealth	6,60,88,091	92,077	6,61,80,168	7,37,68,036	1,45,521	7,39,08,557	5,78,00,949
Territory of Papua	9,25,864	..	9,25,864	6,29,731	..	6,29,731	10,16,436
New Zealand (including Nauru and British Samoa)	77,10,747	6,638	77,17,385	87,26,847	5,215	87,32,062	77,68,998
Fiji Islands	5,82,817	41,599	6,23,916	6,68,932	15,254	6,74,286	7,32,787
TOTAL BRITISH EMPIRE	125,85,24,629	5,84,07,785	131,69,32,414	115,04,13,545	4,87,66,709	119,91,80,254	110,19,59,560
FOREIGN COUNTRIES—							
Russia	49,51,062	614	49,51,676	24,90,742	6,144	14,96,886	39,92,489
Finland	10,40,847	..	10,40,847	8,94,948	..	8,94,948	7,04,190
Estonia	2,437	..	2,437	1,242	..	1,242	9,465
Latvia	1,62,716	..	1,62,716	7,359
Georgia	12,32,430	..	12,32,430	16,19,755	2,555	16,22,310	17,64,381
Sweden	29,59,962	7,980	29,67,942	32,10,690	46,467	32,57,157	45,05,253
Norway	30,97,900	1,773	30,99,673	29,75,045	3,298	29,78,343	41,79,949
Denmark	8,31,180	20,791	8,51,971	5,44,959	55,255	6,00,214	15,70,214
Poland (including Dantzic)	14,10,506	..	14,10,506	17,51,283	..	17,51,283	18,13,617
Germany	32,22,85,626	22,86,740	2,45,72,366	32,32,08,897	15,75,819	32,47,84,716	26,60,88,323
Netherlands	8,10,89,887	1,87,762	8,12,77,649	8,76,58,965	2,21,804	8,72,80,769	9,08,22,557
Belgium	10,92,18,222	4,63,983	10,96,82,211	13,40,01,836	4,68,144	13,44,89,980	12,15,72,442
Luxemburg	670	..	670	..
France	15,96,83,908	18,12,337	16,09,96,245	17,76,75,868	14,53,612	17,91,29,480	16,81,00,449
Spain	8,31,04,027	18,600	8,31,22,627	8,90,76,839	12,250	8,90,89,089	8,60,33,457
Portugal	21,08,464	400	21,08,864	14,76,958	4,053	14,81,011	28,87,452
Switzerland	81,964	34,895	66,859	48,579	44,485	88,064	40,443
Italy	12,86,51,486	18,10,639	13,04,61,825	15,18,63,136	6,78,631	15,25,41,767	11,31,50,940

VALUE of the TOTAL EXPORTS of MERCHANDISE (distinguishing INDIAN and FOREIGN), exclusive of

COUNTRIES	1927-28			1928-29			1929-
	INDIAN	FOREIGN	TOTAL	INDIAN	FOREIGN	TOTAL	INDIAN
FOREIGN COUNTRIES—continued	₹	₹	₹	₹	₹	₹	₹
Flume	39,39,361	..	39,39,361	42,75,787	..	42,75,787	34,44,309
Austria	27,62,203	27,465	27,89,668	8,31,780	15,282	8,97,062	4,52,837
Hungary	840	..	840	4,864	..	4,864	3,905
Czechoslovakia	2,23,864	1,350	2,25,214	2,64,960	193	2,65,153	2,72,625
Serb-Croat Slovene State (Jugo-Slavia)	1,51,916	..	1,51,916	1,52,377	..	1,52,377	1,47,603
Albania
Bulgaria	10,46,714	..	10,46,714	13,92,931	..	13,92,931	10,02,497
Roumania	11,16,610	3,300	11,20,410	20,66,993	..	20,66,993	5,75,480
Greece	63,38,444	52,992	63,91,436	78,17,620	90,416	79,08,036	48,99,299
Crete	2,06,627	..	2,06,627	3,22,585	..	3,22,585	2,33,972
Turkey, European	27,08,250	6,01,983	33,10,233	27,52,735	3,79,688	31,32,373	20,32,465
Turkey, Asiatic	36,15,975	55,575	36,71,550	21,68,671	500	21,69,171	15,07,397
Syria	24,49,740	2,60,630	27,10,376	30,23,743	1,32,251	32,05,994	21,34,899
Armenia	1,61,158	..	1,61,158	46,503	1,200	47,703	6,239
Smyrna	12,45,372	..	12,45,372	10,91,599	..	10,91,599	15,54,390
Mascat Territory and Trucial Oman	96,29,342	30,71,932	1,27,01,274	72,46,507	27,65,689	1,00,12,196	73,12,711
Other Native States in Arabia	1,36,84,277	31,45,985	1,68,30,212	1,47,78,123	15,37,241	1,63,15,364	1,34,15,389
Iraq	1,65,60,191	39,34,400	2,04,94,591	1,50,29,440	25,90,465	1,76,19,905	1,15,57,095
Persia	1,87,58,836	62,64,110	2,50,22,946	1,59,09,694	39,73,246	1,98,82,940	1,60,99,000
Yenjam Island	75,251	52,055	1,27,306	82,367	52,031	1,34,398	71,291
Afghanistan	6,557
Sumatra	1,34,11,487	2,468	1,34,13,955	1,51,93,700	42,180	1,52,40,380	1,33,36,666
Java	2,33,95,097	6,45,163	2,40,40,260	3,59,93,997	8,91,706	3,68,85,703	4,20,70,500
Borneo (Dutch)	15,11,303	2,935	15,14,238	15,96,772	8,384	16,05,156	7,97,562
Celebes and other Islands	9,50,121	1,250	9,51,371	11,83,434	6,268	11,94,702	11,22,277
Dutch New Guinea	2,227	..	2,227	6,332	..	6,332	546
Siam	1,98,40,787	1,73,509	2,00,14,296	1,72,51,866	1,53,081	1,74,09,947	1,47,01,412
Indo-China (including Cochin-China, Cambodia, Annam, Tonkin and French leased territories in China)	2,27,36,392	19,197	2,27,56,039	1,69,51,625	5,482	1,69,57,107	1,60,95,209
Philippine Islands and Guam	49,25,547	24,635	49,50,182	53,45,452	15,688	53,61,140	64,45,722
Macao	5,550	..	5,550
Formosa	47,59,298	270	47,59,478	70,19,746	..	70,19,746	59,63,945
China (exclusive of Hongkong and Macao)	4,46,96,593	10,87,864	4,57,84,262	9,43,84,231	3,75,421	9,47,59,652	13,01,35,261
Korea	23,05,360	..	23,05,360	32,66,429	..	32,66,429	30,43,234
Japan	29,00,66,282	18,74,653	29,19,40,935	34,42,56,945	13,36,411	34,61,43,356	32,26,71,840
Egypt	3,06,26,643	3,39,236	3,14,65,929	3,40,65,843	3,42,247	3,44,08,090	3,33,62,490
Tripoli	2,300	..	2,300	19,453	..	19,452	43,630
Tunis	73,330	..	73,330	43,301	5,430	53,781	59,311
Algeria	9,625	..	9,625	2,530	..	2,530	2,743
Morocco	2,65,179	265	2,65,444	3,91,552	300	3,92,352	6,03,511
Canary Islands	1,950	..	1,950
West Africa	5,21,493	450	5,21,943	8,75,011	..	8,75,011	7,14,179
Portuguese East Africa	1,53,04,495	10,05,319	1,63,09,814	1,33,13,416	6,40,277	1,39,53,693	1,21,71,339
Madagascar	6,99,130	6,002	7,05,132	9,52,313	3,912	9,56,725	8,32,374
Réunion	1,40,324	1,925	1,42,749	3,42,567	5,440	3,48,007	19,375
Italian East Africa (Eritrea and Somaliland)	19,72,336	3,35,370	23,07,706	41,89,508	2,74,415	44,43,923	28,25,510
French Somaliland	6,69,071	32,372	7,01,443	21,50,353	39,378	22,40,231	15,91,521
Abyssinia	900	..	900	1,000	..	1,000	..
United States of America	35,97,77,376	72,65,557	36,70,42,933	39,11,17,417	36,23,105	39,97,40,522	36,32,81,509
West Indies	4,08,62,965	2,536	4,08,65,501	3,31,03,243	2,913	3,31,06,161	3,33,37,453
Mexico	3,96,733	..	3,96,733	9,32,501	..	9,32,501	10,57,039
Guatemala	61,711	..	61,711	65,977	..	65,977	75,072
Honduras (not British)	1,16,363	..	1,16,363	77,073	..	77,073	1,34,225
San Salvador	1,13,301	..	1,13,301	2,11,156	..	2,11,156	1,77,799
Nicaragua	61,761	..	61,761	34,940	..	34,940	63,397
Costa Rica	74,67,002	..	74,67,002	51,24,297	..	51,24,297	70,69,111
Brazil
Argentine Republic (including the Atlantic Coast of Patagonia)	7,43,45,635	23,065	7,43,78,700	3,01,35,370	4,566	3,01,40,436	7,10,13,103
Chile (including the Pacific Coast of Patagonia)	1,67,99,776	200	1,67,99,976	1,50,29,353	1,517	1,59,31,470	1,46,07,334
Other countries in South America	75,97,447	2,150	76,99,597	35,12,707	1,340	35,14,047	76,40,401
Hawaii	36,77,463	..	36,77,463	43,35,373	..	43,35,373	41,35,491
Other Islands in the Pacific	18,265	..	18,265	74,402	7	74,409	3,994
TOTAL FOREIGN COUNTRIES	193,30,10,737	3,69,69,932	196,99,80,719	215,08,65,241	2,95,66,133	218,04,31,423	200,60,95,640
GRAND TOTAL	319,15,35,366	9,53,77,767	328,69,13,133	330,12,78,766	7,33,32,391	337,96,11,377	310,30,55,200

ABSTRACT TABLES
TOTAL TRADE WITH CONTINENTS

(14)

No. 4

VALUE of the TOTAL TRADE (IMPORTS, EXPORTS, and RE-EXPORTS) in PRIVATE MERCHANDISE with PRINCIPAL COUNTRIES, and with CONTINENTS, in each Official Year from 1927-28 to 1931-32

COUNTRIES	1927-28	1928-29	1929-30	1930-31	1931-32
	R	R	R	R	R
EUROPE—					
United Kingdom	200,07,04,552	185,01,24,552	172,28,24,082	115,15,28,216	80,01,43,527
Russia	98,03,692	1,09,84,104	85,94,784	1,57,28,427	1,50,09,100
Finland	14,39,053	15,40,368	18,19,688	21,24,623	21,15,483
Estonia	9,01,317	10,62,134	12,58,911	13,12,925	8,48,075
Latvia	1,92,191	5,57,175	4,46,221	3,46,921	2,07,404
Lithuania	65,051	65,051	2,28,446
Georgia	93,77,075	1,06,63,038	1,26,18,029	1,42,26,441	1,24,19,004
Sweden	1,55,27,933	1,43,41,023	1,85,17,242	1,34,98,676	1,08,72,237
Norway	1,18,01,631	1,08,76,400	1,44,80,427	1,42,77,311	92,80,116
Denmark	21,93,866	24,31,493	28,32,298	27,22,773	32,24,363
Poland (including Dantzic)	19,33,938	26,39,532	27,60,646	68,72,373	78,82,762
Germany	47,80,07,113	43,32,21,177	42,56,08,855	26,80,48,299	20,55,23,626
Netherlands	12,93,38,071	13,49,59,530	13,34,47,448	9,95,63,319	7,17,27,272
Belgium	13,44,45,808	20,64,66,727	19,00,31,320	12,23,97,814	7,50,93,868
Luxemburg	23,32,162	20,90,322	45,12,074	18,19,377	20,03,486
Channel Islands	7,79,810	536	30	..	119
France	20,40,11,407	22,68,85,015	21,50,85,727	14,05,57,698	9,88,86,422
Spain	3,65,26,027	4,17,67,402	3,00,43,090	2,67,18,560	1,53,13,570
Gibraltar	3,28,520	1,30,073	1,43,723	2,24,676	79,460
Portugal	27,15,033	19,10,545	27,02,965	13,36,635	12,37,185
Malta and Gozo	85,248	49,071	47,152	20,533	25,772
Switzerland	2,08,77,106	2,58,00,253	2,12,95,579	1,27,39,632	1,22,77,736
Italy	19,80,92,450	22,61,23,398	18,20,59,904	12,43,12,638	9,09,77,881
Fiume	39,39,361	43,39,547	36,71,949	9,69,199	3,73,506
Austria	1,53,98,004	1,49,08,992	1,27,71,144	82,00,195	71,96,033
Hungary	8,12,377	6,59,320	66,89,399	24,12,449	3,31,700
Czechoslovakia	1,24,64,671	1,32,14,577	1,69,15,679	99,35,031	73,48,942
Serb-Croat Slovene State (Jugo-Slavia)	4,40,552	4,55,162	14,01,699	0,16,825	5,32,308
Albania	630	278	2,190	18,171	10
Bulgaria	10,46,714	13,92,931	10,02,497	8,56,718	6,09,493
Roumania	11,22,910	23,29,323	7,25,830	2,05,009	9,34,635
Greece	66,51,434	83,94,340	53,81,262	44,33,444	36,36,163
Crete	2,06,627	3,22,535	2,83,972	1,96,531	15,749
Turkey	33,53,730	31,94,724	22,86,587	18,03,301	16,79,607
Cyprus	5,01,427	3,39,147	4,86,590	1,29,205	1,75,223
TOTAL EUROPE	337,23,02,491	331,61,96,249	305,17,48,589	205,02,14,646	1,55,48,10,438
Asia—					
Turkey	36,73,797	21,80,495	15,24,604	11,32,006	11,03,606
Syria	27,15,048	32,31,340	22,79,999	19,50,327	21,40,542
Armenia	1,62,223	50,590	1,57,190	27,680	11,351
Azerbaijan	44,35,033	64,35,095	71,34,604
Smyrna	12,33,222	10,96,448	15,56,353	4,04,014	71,101
Palestine	4,39,264	3,31,252	3,46,297	3,87,274	6,87,408
Aden and Dependencies	2,56,99,033	2,64,56,738	1,99,70,250	1,64,42,534	1,35,70,779
Mascat Territory and Trucial Oman	1,67,59,563	1,31,90,233	1,25,20,017	93,99,776	79,79,946
Other Native States in Arabia	1,79,18,814	1,66,71,134	1,56,32,420	1,10,16,931	33,33,494
Iraq	3,00,10,498	2,47,71,639	2,63,77,473	2,19,90,611	1,73,31,431
Bahrain Islands	1,71,65,391	2,38,61,092	1,34,43,420	79,07,992	68,99,337
Peria	5,45,08,706	5,81,29,929	5,77,89,012	4,25,94,549	4,08,37,853
Hanjam Island	1,38,252	1,36,373	1,36,673	1,36,942	34,352
Maldives	5,39,390	3,14,371	2,78,679	2,06,988	1,92,767
Ceylon	17,77,93,331	16,35,15,077	15,01,92,313	12,81,59,334	9,32,93,582
Straits Settlements (including Labuan)	15,11,94,502	13,05,95,403	14,18,10,431	10,26,56,932	7,61,19,395
Federated Malay States	1,19,92,493	1,08,37,331	1,41,21,200	1,14,35,650	72,61,056
Sumatra	1,94,81,967	1,65,80,666	1,93,89,794	1,54,48,922	33,91,935
Afghanistan	8,776	12,695	62,702
Java	17,11,15,480	20,10,42,992	17,93,53,532	12,97,61,918	6,59,30,220
Borneo (British and Dutch)	1,82,41,380	1,57,38,236	1,30,42,427	87,48,465	94,51,841
Celebes and other Islands	9,92,666	23,58,966	22,33,360	68,38,106	3,26,524
Dutch New Guinea	2,227	6,332	546	..	10,37,223
Slam	2,28,26,315	2,05,71,741	1,66,77,337	1,13,47,471	96,04,376
Indo-China (including Cochin-China, Cambodia, Annam, Tonkin and French leased Territories in China)	2,55,78,518	3,64,62,509	1,71,54,467	86,33,041	92,39,705
Philippine Islands and Guam	61,27,505	61,75,055	74,70,645	54,60,729	45,82,606
Macao	5,550	110
Formosa	47,59,656	70,19,746	59,63,945	11,72,339	11,50,394
Hongkong	3,35,56,008	3,29,28,735	3,77,90,646	2,55,72,236	2,41,29,707
China (exclusive of Hongkong and Macao)	8,99,11,224	13,79,37,154	17,15,11,273	16,57,88,062	10,61,90,938
Korea	28,05,860	32,66,429	30,48,234	5,81,014	..
Japan	47,09,60,142	52,29,10,813	56,14,20,954	38,38,30,237	27,36,90,010
TOTAL ASIA	137,78,08,575	146,70,19,393	149,76,61,759	112,60,68,250	79,69,02,142

No. 4—continued

VALUE of the TOTAL TRADE (IMPORTS, EXPORTS, and RE-EXPORTS) in PRIVATE MERCHANDISE with PRINCIPAL COUNTRIES, and with CONTINENTS, in each Official Year from 1927-28 to 1931-32

COUNTRIES	1927-28	1928-29	1929-30	1930-31	1931-32
	£	£	£	£	£
AFRICA—					
Egypt	3,67,52,412	3,92,85,743	4,38,73,607	6,09,74,154	3,41,84,718
Tripoli	3,295	5,62,481	40,696	8,705	78,950
Tunis	78,787	53,781	66,111	70,326	9,577
Algeria	9,320	2,580	5,378	20,826	19,120
Morocco	2,65,444	4,89,797	6,89,039	1,05,034	1,47,057
Canary Islands	24,045	5,356	11,865	8,313	23,426
Sierra Leone	11,520	..	64,066	20,840	14,007
Gold Coast	3,73,649	..	4,56,224	6,51,406	6,04,432
Nigeria (including British Cameroons)	17,865	..	2,20,396	10,45,002	12,52,008
West Africa	5,56,325	15,41,254	7,22,926	8,03,595	5,70,078
Protectorate of South-West Africa	21,832	31,619	4,344	17,527	..
Cape of Good Hope	77,69,257	66,29,886	71,44,480	68,40,723	46,52,445
Natal	2,28,39,836	2,28,47,067	2,16,19,876	1,78,51,517	1,20,40,795
Transvaal	2,09,734	1,78,781	1,63,199	1,14,364	99,484
Rhodesia	2,09,176	1,550	2,877	2,100	4,187
Portuguese East Africa	1,78,18,893	1,48,53,452	1,36,77,784	1,29,89,667	1,01,30,459
Madagascar	7,56,424	10,08,817	8,61,066	4,58,845	2,94,630
Réunion	1,42,749	3,48,129	23,691	1,04,172	17,504
Zanzibar and Pemba	1,20,26,844	87,61,502	1,10,41,320	78,01,340	76,51,930
Kenya Colony	3,28,23,190	3,61,33,892	4,05,16,404	3,73,81,115	3,78,89,404
Tanganyika Territory	57,09,512	58,11,889	54,25,694	47,21,981	37,59,034
Uganda Protectorate	2,31,156	2,71,702	3,23,307	2,70,093	1,67,127
Nyasaland Protectorate	6,473	24,818	3,450	777	3,825
Italian East Africa (Somaliland and Eritrea)	33,71,945	57,19,199	43,35,359	36,16,072	21,98,023
Somaliland (British and French)	14,20,465	42,24,528	27,79,856	19,98,343	23,02,971
Abysinia	946	1,359	..	129	26,281
Anglo-Egyptian Sudan	52,39,213	43,90,458	51,37,920	30,22,009	43,60,749
Mauritius and Dependencies	1,90,69,109	1,58,94,164	1,62,19,725	1,12,07,511	90,69,820
Seychelles	11,08,090	12,44,550	9,68,856	8,16,015	7,79,363
TOTAL AFRICA	16,94,23,015	17,03,19,103	17,64,55,756	17,25,21,321	13,23,70,309
AMERICA—					
Canada	3,97,72,589	4,90,58,557	4,31,35,333	2,04,27,941	1,89,52,005
Bahamas
Newfoundland and Coast of Labrador	780	20,400	250
United States of America	57,13,69,979	57,69,49,470	54,69,59,867	36,23,78,743	27,12,89,945
Bermudas	2	..	1,450	4,347	1,901
Cuba	3,76,72,336	3,34,67,031	2,96,77,181	2,10,74,033	1,05,61,167
Haiti and St. Domingo	17,15,575	16,87,990	16,83,695	8,95,364	8,60,336
Porto Rico	23,23,631	27,76,185	22,43,394	20,93,934	13,39,553
West Indies	44,05,179	46,30,693	55,34,950	32,98,198	31,65,238
Mexico	8,36,788	9,82,501	10,60,643	7,98,299	8,27,142
Guatemala	61,711	65,977	75,072	16,839	46,037
Honduras	1,471	2,260	..	18,405	3,356
San Salvador	1,16,363	77,073	1,34,225	52,004	52,031
Nicaragua	1,13,801	2,11,156	1,77,799	72,093	80,670
Costa Rica	61,761	34,940	63,897	47,239	51,326
Colombia	3,15,880	4,35,727	3,48,330	3,42,805	2,42,023
Panama	29,323	36,090	67,647	24,690	67,910
Venezuela	55,623	63,800	54,550	92,021	1,33,104
British Guiana	7,74,023	8,90,265	7,16,513	6,11,486	5,42,268
Falkland Islands	1,620
Dutch Guiana	77,063	1,39,118	1,22,361	60,525	94,253
Brazil	74,67,002	51,24,397	70,69,111	42,40,424	31,85,203
Paraguay	42,350	45,087	84,769	18,774	24,131
Uruguay	35,49,064	34,06,317	31,89,778	24,20,140	12,47,376
Argentine Republic (including the Atlantic Coast of Patagonia)	7,43,78,957	8,17,78,958	7,18,67,556	3,63,32,644	1,54,43,581
Chile (including the Pacific Coast of Patagonia)	1,76,18,474	1,60,41,520	1,59,41,186	68,15,819	17,57,863
Peru	29,95,155	39,34,419	32,65,371	20,47,715	15,33,773
Ecuador	4,37,152	4,12,965	3,92,643	2,49,853	2,31,004
Bolivia	1,01,355	46,087	1,23,358	22,089	1,150
TOTAL AMERICA	76,72,34,921	78,52,14,983	73,39,95,187	47,40,55,118	33,20,23,776
AUSTRALIA AND OCEANIA—					
Australian Commonwealth	3,53,46,919	15,84,63,645	11,33,45,365	6,90,36,558	4,56,03,619
Territory of Papua (Br. New Guinea)	9,25,364	6,29,731	10,16,436	8,06,333	3,25,403
New Zealand (including Nauru and British Samoa)	78,80,615	88,36,767	81,26,304	66,69,832	38,84,060
Fiji Islands	6,28,324	6,81,260	7,53,127	5,84,433	4,15,091
Hawaii	36,78,510	43,35,873	41,85,686	37,17,676	29,39,923
Other Islands in the Pacific	18,265	74,409	3,994	11,624	11,703
TOTAL AUSTRALIA AND OCEANIA	9,84,58,497	17,30,21,685	12,74,30,912	8,68,26,656	5,39,78,804
GRAND TOTAL	578,52,77,499	591,26,71,413	569,72,98,293	369,45,85,891	286,91,86,469

ABSTRACT TABLES
TRADE WITH CONTINENTS
IMPORTS

(16)

No. 5

VALUE of the TOTAL IMPORTS of PRIVATE MERCHANDISE from each COUNTRY (distinguishing Continents) in each Official Year from 1927-28 to 1931-32

COUNTRIES	1927-28	1928-29	1929-30	1930-31	1931-32
EUROPE—					
United Kingdom	119,21,01,021	113,24,42,969	103,10,30,140	61,26,70,742	44,81,43,5
Russia	43,62,016	84,87,218	45,87,962	1,08,74,794	94,61,6
Finland	3,98,206	6,45,420	11,14,448	16,63,485	18,93,7
Estonia	8,98,880	10,60,892	12,49,446	13,12,925	8,46,0
Latvia	1,92,191	3,94,459	4,33,862	3,46,921	2,07,4
Lithuania	81,44,645	1,50,40,778	1,09,53,198	65,051	2,28,4
Georgia				1,21,52,075	1,12,66,4
Sweden	1,25,80,041	1,10,84,766	1,39,93,271	97,75,022	87,86,3
Norway	87,01,958	78,93,062	1,02,91,649	85,52,054	43,47,4
Denmark	13,41,895	18,31,279	12,49,075	11,13,981	13,34,4
Poland (including Dantzg)	5,23,432	8,83,249	14,47,029	31,42,125	23,32,7
Germany	15,84,34,747	15,84,36,461	15,79,20,847	12,38,41,540	10,19,81,2
Netherlands	4,80,60,422	4,76,78,761	4,22,33,916	3,22,33,847	2,04,27,1
Belgium	7,47,63,595	7,19,96,747	6,78,67,518	4,60,92,238	3,01,87,0
Luxemburg	23,32,162	20,89,652	45,12,674	18,19,377	20,03,4
Channel Islands	7,79,465	536	30	..	1
France	4,30,15,164	4,77,56,040	4,57,23,403	2,88,89,858	2,17,20,4
Spain	34,03,400	26,73,313	39,78,101	29,83,025	19,19,6
Gibraltar	2,84,254	92,537	69,030	1,28,357	38,30
Portugal	6,06,174	4,29,584	3,15,513	4,30,321	2,92,03
Malta and Gozo	2,534	6,033	6,307	302	3,24
Switzerland	2,68,10,247	2,57,12,139	2,12,10,693	1,20,83,988	1,22,28,0
Italy	6,76,30,625	7,35,81,631	6,73,36,961	4,50,51,822	3,58,70,74
Fiume	63,760	2,26,716	20,167	15,26
Austria	1,26,08,336	1,40,11,930	1,22,93,647	81,56,282	71,46,81
Hungary	8,11,537	6,54,456	66,85,404	21,52,329	3,19,73
Czechoslovakia	1,22,39,457	1,29,49,424	1,66,13,734	97,03,011	72,83,83
Serb-Croat Slovene State (Jugo-Slavia)	2,88,636	3,02,735	12,54,037	6,16,340	5,30,51
Albania	630	273	..	13,141	1
Roumania	2,500	2,62,335	1,50,091	..	7,37,0
Greece	2,60,048	4,86,304	3,83,188	2,13,145	13,23,51
Turkey	43,497	62,351	10,627	23,563	8,51
Cyprus	157	17,323	307	879	71
TOTAL EUROPE	167,70,91,872	163,90,44,477	152,40,78,023	97,70,43,399	78,25,27,5
ASIA—					
Turkey	2,247	11,324	16,707	4,300	4,83
Syria	4,672	25,355	14,772	4,237	173,65
Armenia	1,065	2,387	..	5,614	20
Azerbaijan	44,35,033	64,05,095	71,84,60
Smyrna	37,350	4,340	1,033	7,394	17,33
Palestine	16,602	9,006	14,954	42,484	58,75
Aden and Dependencies	66,01,213	62,47,421	56,98,820	33,01,907	53,17,51
Mascat Territory and Trucial Oman	40,58,239	31,73,037	30,04,076	25,87,255	27,34,75
Other Native States in Arabia	10,83,602	3,55,770	5,79,715	3,79,536	3,03,72
Iraq	95,15,907	71,51,334	1,02,33,855	1,00,63,153	57,39,34
Bahrain Islands	23,57,904	20,15,314	21,34,440	7,06,740	7,58,71
Persia	2,94,80,760	3,32,46,939	3,71,52,393	2,71,65,124	2,75,93,7
Henjam Island	10,948	1,975	191	1,009	1,55
Maldives	1,46,319	1,16,723	63,517	73,930	58,74
Ceylon	1,90,06,347	2,10,40,666	1,80,18,013	1,43,46,619	1,36,77,53
Straits Settlements (including Labuan)	5,84,21,731	5,10,86,712	6,16,53,349	3,98,80,346	2,86,84,06
Federated Malay States	2,69,370	2,39,746	2,03,657	1,45,557	1,31,07
Sumatra	10,18,012	13,39,736	5,11,596	2,06,817	15,20,34
Java	14,70,75,220	16,41,57,239	13,64,33,429	10,34,17,240	4,34,72,23
Borneo (British and Dutch)	1,64,44,320	1,38,73,025	1,20,26,033	81,79,331	91,51,51
Celebes and other Islands	41,297	11,64,264	11,11,592	61,05,668	4,17
Dutch New Guinea	10,37,23
Siam	23,12,019	31,61,794	18,53,650	17,92,666	18,91,00
Indo-China (including Cochln-China, Cambodia, Annam, Tonkin and French leased territories in China)	23,22,429	1,95,05,402	9,96,537	5,49,470	18,79,56
Philippine Islands and Guam	11,77,323	3,13,915	10,07,505	5,33,923	5,11,33
Macao	110
Formosa	178	24
Hongkong	1,15,30,774	73,33,092	73,60,223	36,32,190	52,93,93
Chin (exclusive of Hongkong and Macao)	4,41,26,962	4,31,77,502	4,09,53,074	3,33,12,719	2,78,60,5
Korea
Sajar	17,90,19,207	17,67,67,462	23,58,55,259	14,51,19,972	13,33,06,0
TOTAL ASIA	53,66,30,065	56,15,28,599	52,15,92,573	41,30,72,237	32,34,15,2

ABSTRACT TABLES
TRADE WITH CONTINENTS
IMPORTS

No. 5—continued

VALUE of the TOTAL IMPORTS of PRIVATE MERCHANDISE from each COUNTRY (distinguishing Continents) in each Official Year from 1927-28 to 1931-32—continued

COUNTRIES	1927-28	1928-29	1929-30	1930-31	1931-32
	£	£	£	£	£
AFRICA—					
Egypt	52,86,483	48,78,063	44,13,987	2,53,25,415	1,47,02,267
Tripoli	405	5,42,979	..	439	3
Tunis	407	324	..
Algeria	304	..	550	707	..
Morocco	97,445	82,678
Canary Islands	23,095	5,356	11,885	5,318	2,918
West Africa	315	..	1,705	..	24
Cape of Good Hope	83,054	51,080	26,885	45,606	13,202
Natal	53,24,615	52,25,572	60,46,980	42,37,835	21,74,148
Transvaal	1,807	12,403	15,863	12,393	1,707
Rhodesia	20	..	1,040	..	4,187
Portuguese East Africa	15,09,079	8,99,759	9,33,115	11,06,599	12,03,080
Madagascar	51,292	52,092	25,242	18,912	23,055
Reunion	122	170	166	57
Zanzibar and Pemba	41,21,719	33,11,736	45,65,061	3,470,457	41,33,261
Kenya Colony	2,17,56,235	2,33,50,223	2,03,15,857	3,00,96,707	3,26,79,419
Tanganyika Territory	7,03,754	4,17,959	3,50,333	11,07,318	6,04,092
Uganda Protectorate	603	2,323	345	140	155
Nyasaland Protectorate	3,173	703	3,450	777	..
Italian East Africa (Somáland and Eritrea)	15,64,339	12,75,276	14,23,692	22,35,586	10,16,643
Somáland (British and French)	2,09,444	3,11,707	3,36,379	3,03,307	12,662
Abyssinia	46	359	..	129	..
Anglo-Egyptian Sudan	9,877	68,612	18,346	50,545	17,14,309
Mauritius and Dependencies	57,294	40,650	18,768	37,278	12,727
Seychelles	45,415	3,27,506	18,374	1,45,052	2,34,657
TOTAL AFRICA	4,07,58,765	4,13,72,420	4,86,16,190	6,32,64,354	5,85,58,413
AMERICA—					
Canada	1,73,50,307	2,45,72,133	1,00,59,605	1,32,56,080	41,66,504
United States of America	20,43,18,046	17,02,03,948	17,66,15,164	15,14,72,554	12,83,62,243
Bermudas	2
Cuba	15,32,578	6,224	5,053	2,835	5,741
Haiti and St. Domingo	394	1,083	832	1,151	1,038
West Indies	25,144	7,910	93,659	15,234	33,593
Mexico	3,554	246	31,866
Colombia	11,240	240	..
Venezuela	644	..
British Guiana	15,107
Brazil	1,753	1,032
Uruguay	2,563	2,671	15,519	..
Argentine Republic (including the Atlantic Coast of Patagonia)	5,257	16,33,522	3,23,536	10,866	12,455
Chile (including the Pacific Coast of Patagonia)	8,18,493	10,10,050	13,33,302	5,23,321	963
Peru	3,900
TOTAL AMERICA	22,45,59,233	20,64,47,428	19,79,53,621	16,53,10,402	13,27,10,085
AUSTRALIA AND OCEANIA—					
Australian Commonwealth	1,91,66,751	3,45,55,083	5,53,76,413	2,41,76,879	1,58,36,605
New Zealand (including Nauru and Br. Samoa)	1,43,230	1,04,705	3,43,925	3,49,985	3,09,144
Fiji Islands	4,403	7,024	2,306	1,987	151
Hawaii	1,042	..	195
TOTAL AUSTRALIA AND OCEANIA	1,93,15,431	3,46,66,817	5,57,28,929	2,45,28,861	1,61,46,800
GRAND TOTAL	249,3364,366	253,30,59,741	249,79,60,341	104,82,19,239	126,37,14,115

ABSTRACT TABLES
TRADE WITH CONTINENTS
EXPORTS

(18)

No. 6

VALUE of the TOTAL EXPORTS of INDIAN PRODUCE and MANUFACTURES (PRIVATE MERCHANDISE) to each COUNTRY (distinguishing Continents) in each Official Year from 1927-28 to 1931-32.

COUNTRIES	1927-28	1928-29	1929-30	1930-31	1931-32
EUROPE—					
United Kingdom	77,87,44,427	69,04,32,078	66,55,64,756	51,77,33,861	42,37,50,075
Russia	49,51,062	24,90,742	39,92,489	53,42,468	55,47,580
Finland	10,40,847	8,94,948	7,04,190	4,57,430	7,21,008
Estonia	2,437	1,248	9,465	..	2,000
Latvia	1,82,718	7,359
Georgia	12,32,430	16,19,755	17,64,831	20,73,061	11,31,952
Sweden	29,59,962	32,10,690	45,05,253	36,88,165	20,80,440
Norway	30,97,900	29,75,045	41,70,049	57,23,007	44,30,241
Denmark	8,31,180	5,44,959	15,70,214	15,80,421	13,83,124
Poland (including Dantsig)	14,10,506	17,51,283	13,13,617	37,30,248	50,49,969
Germany	32,22,85,626	32,32,08,897	26,60,83,323	14,26,89,215	10,27,85,550
Netherlands	8,10,89,887	8,70,58,065	9,08,22,557	6,60,71,264	5,09,55,330
Belgium	10,92,18,228	13,40,01,836	12,15,72,442	7,53,11,727	4,45,52,050
Luxemburg	670
Channel Islands	345
France	15,96,83,906	17,76,75,863	16,81,00,449	11,08,00,025	7,63,55,789
Spain	3,31,04,027	3,90,76,839	3,60,38,457	2,37,31,685	1,33,85,087
Gibraltar	86,950	27,043	72,687	94,634	85,535
Portugal	21,08,484	14,76,958	23,37,452	9,05,814	9,44,532
Malta and Gozo	32,450	30,710	34,015	18,151	17,991
Switzerland	31,964	43,579	40,443	23,796	8,601
Italy	12,86,51,186	15,16,63,136	11,31,50,840	7,85,44,562	5,41,37,558
Fiume	39,39,361	42,75,787	34,44,309	9,49,032	1,58,245
Austria	27,62,203	8,81,780	4,52,837	37,338	21,542
Hungary	840	4,864	3,905	2,55,120	11,980
Czechoslovakia	2,23,864	2,04,960	2,72,625	2,26,205	63,662
Serb-Croat Slovene State (Jugo-Slavia)	1,51,916	1,52,377	1,47,603	485	1,709
Bulgaria	10,46,714	13,92,931	10,02,497	8,56,718	6,98,396
Roumania	11,16,610	20,66,993	5,75,480	2,05,009	2,00,511
Greece	63,88,444	78,17,620	48,99,299	41,54,881	32,63,574
Albania	30	..
Crete	2,06,627	3,22,585	2,83,972	1,66,581	15,749
Turkey	27,08,250	27,52,735	20,82,465	16,50,355	14,60,824
Cyprus	5,01,270	3,21,299	4,86,283	1,28,326	1,73,557
TOTAL EUROPE	164,95,09,883	163,88,02,285	149,55,66,063	104,77,30,470	79,90,53,674
ASIA—					
Turkey	36,15,976	21,68,671	15,07,397	11,17,656	11,92,767
Syria	24,49,746	30,23,743	21,34,399	18,61,600	19,67,481
Armenia	1,61,158	46,503	9,239	22,046	11,142
Smyrna	12,45,372	10,91,599	15,54,890	3,96,120	53,766
Palestine	3,94,822	3,03,039	3,08,618	3,03,058	5,59,980
Aden and Dependencies	1,74,64,386	1,93,82,236	1,86,39,657	1,25,85,528	77,11,456]
Iraq	1,65,60,191	1,50,29,440	1,15,57,095	83,46,782	78,90,505
Maskat Territory and Trucial Oman	96,29,842	72,46,507	73,12,711	56,37,523	41,18,215]
Other Native States in Arabia	1,36,84,277	1,47,78,123	1,36,15,339	97,19,167	75,86,199]
Bahrain Islands	1,18,99,060	89,04,529	91,71,438	60,25,017	49,05,323
Persia	1,87,58,836	1,59,09,694	1,60,99,000	1,22,55,170	1,08,84,320
Benjam Island	75,251	82,367	71,291	78,851	40,885
Afghanistan	6,557	11,845	30,925
Maldives	3,38,744	1,83,450	2,04,532	1,20,316	1,16,145
Ceylon	15,22,45,692	13,76,69,135	12,78,58,408	11,08,96,381	7,63,87,742
Straits Settlements (including Labuan)	9,11,20,270	7,81,14,572	7,90,54,656	6,19,32,993	4,65,85,290
Federated Malay States	1,15,68,070	1,00,09,688	1,37,62,698	1,12,52,423	17,97,929
Sumatra	1,84,11,487	1,51,98,700	1,88,36,666	1,52,24,376	68,28,486
Java	2,33,95,097	3,59,93,997	4,20,70,500	2,53,69,620	1,70,89,381
Borneo (British and Dutch)	17,93,900	18,55,969	10,16,289	5,69,024	2,99,339
Celebes and other Islands	9,50,121	11,88,434	11,22,277	7,22,108	3,22,347
Dutch New Guinea	2,227	6,332	546
Slam	1,98,40,787	1,72,51,666	1,47,01,412	99,54,204	76,87,807
Indo-China (including Cochin-China, Cambodia, Annam, Tonkin and French leased territories in China)	2,27,36,892	1,69,51,625	1,60,95,209	80,81,187	78,52,019
Philippine Islands and Guam	49,25,547	53,45,452	64,45,722	49,14,312	40,50,070
Macao	5,550
Formosa	47,59,208	70,19,746	60,63,945	11,72,839	11,50,454
Hongkong	2,07,49,278	2,40,73,114	2,94,12,589	1,68,04,456	1,80,09,600
China (exclusive of Hongkong and Macao)	4,46,96,598	9,43,84,231	13,01,86,261	13,21,29,529	7,79,71,309
Korea	28,05,860	32,66,439	30,48,284	5,50,536	..
Japan	29,00,66,282	34,42,66,945	32,26,71,840	23,73,48,600	13,94,28,325
TOTAL ASIA	80,58,33,026	83,07,36,186	88,04,39,400	69,54,51,784	45,71,84,602

ABSTRACT TABLES
TRADE WITH CONTINENTS
EXPORTS

No. 6—continued

VALUE of the TOTAL EXPORTS of INDIAN PRODUCE and MANUFACTURES (PRIVATE MERCHANDISE) to each COUNTRY (distinguishing Continents) in each Official Year from 1927-28 to 1931-32—continued

COUNTRIES	1927-28	1928-29	1929-30	1930-31	1931-32
	R	R	R	R	R
AFRICA—					
Egypt	3,08,26,643	3,40,65,843	3,88,02,490	3,51,67,319	1,00,57,069
Tripoli	2,800	10,452	43,686	8,266	76,697
Tunis	78,380	48,801	59,311	69,602	9,427
Algeria	9,625	2,580	2,748	20,029	19,120
Morocco	2,65,179	3,91,652	6,03,511	1,94,534	1,47,037
Canary Islands	1,950	508
West Africa Protectorate of South-West Africa	9,58,594	15,41,134	14,59,047	25,16,811	24,49,061
..	21,832	31,610	4,344	17,527	..
Cape of Good Hope	76,08,276	65,65,360	70,93,090	62,78,338	46,23,370
Natal	1,73,16,101	1,74,13,871	1,53,09,321	1,82,50,935	96,68,205
Transvaal	2,53,420	1,49,188	1,23,509	83,847	70,800
Rhodesia	2,09,056	1,550	1,837	2,100	..
Portuguese East Africa	1,58,04,495	1,33,13,416	1,21,71,339	1,15,56,264	86,88,851
Madagascar	6,09,180	6,52,913	6,32,674	4,31,871	2,65,825
Réunion	1,40,824	3,42,567	10,775	1,01,513	16,105
Zanzibar and Pemba	70,84,175	47,90,905	53,31,977	59,43,281	30,90,029
Kenya Colony	94,45,240	1,06,31,509	94,87,161	64,57,743	45,70,209
Tanganyika Territory	49,60,821	46,51,958	39,76,759	32,33,237	28,66,836
Uganda Protectorate	1,87,669	2,27,462	2,78,762	2,35,611	1,24,111
Nyasaland Protectorate	3,250	22,175	3,825
Italian East Africa (Somaliland and Eritrea)	19,72,336	41,69,508	28,25,510	12,84,578	11,62,650
Somaliland (British and French)	11,75,384	37,66,847	23,38,021	17,29,999	22,47,361
Abyssinia	900	1,000	26,381
Anglo-Egyptian Sudan	46,96,936	40,78,446	48,35,906	28,46,778	25,29,558
Mauritius and Dependencies	1,84,76,468	1,55,83,422	1,59,11,936	1,09,97,218	88,46,720
Seychelles	8,31,266	7,86,169	7,44,260	5,27,809	4,20,928
TOTAL AFRICA	12,17,90,750	12,35,07,514	12,26,61,264	10,09,57,030	7,10,39,237
AMERICA—					
Canada	2,18,97,844	2,44,04,219	2,40,06,429	1,71,54,824	1,47,60,414
Newfoundland and Coast of Labrador	780	20,400	250
United States of America	35,97,77,376	39,11,17,417	36,82,81,509	20,64,58,891	18,86,38,239
Bermudas	1,450	4,347	1,991
Bahamas	2,183	..
West Indies	4,50,53,951	4,25,37,540	3,90,35,780	2,73,39,688	1,61,31,746
Mexico	8,36,788	9,82,501	10,57,089	7,98,053	7,45,276
Guatemala	61,711	65,977	75,072	16,839	45,037
Honduras	1,471	2,260	..	18,495	8,356
San Salvador	1,16,363	77,073	1,34,225	52,004	52,081
Nicaragua	1,13,801	2,11,166	1,77,799	72,098	80,870
Costa Rica	61,761	34,940	68,897	47,289	51,326
Colombia	3,15,880	4,35,737	3,37,590	3,42,365	2,41,423
Panama	27,078	85,990	67,647	22,190	67,940
Venezuela	55,625	63,800	54,550	91,377	1,38,104
British Guiana	7,62,249	8,87,620	7,15,980	6,10,318	5,41,748
Falkland Islands	1,620	..
Dutch Guiana	77,088	1,36,018	1,22,361	58,445	94,173
Brazil	74,67,092	51,24,297	70,69,111	42,36,571	31,84,126
Paraguay	42,850	45,037	84,799	18,774	24,131
Uruguay	35,49,064	34,03,754	31,37,107	23,79,915	12,46,423
Argentine Republic (including the Atlantic Coast of Patagonia)	7,48,45,685	8,01,85,870	7,10,18,192	3,63,10,388	1,54,31,126
Chile (including the Pacific Coast of Patagonia)	1,67,99,776	1,59,29,953	1,46,07,884	1,92,498	17,56,900
Peru	29,91,255	39,33,279	32,65,371	20,47,715	15,33,773
Ecuador	4,37,152	4,12,965	3,92,643	2,49,858	2,21,034
Bolivia	1,01,355	46,037	1,23,358	22,089	1,150
TOTAL AMERICA	58,53,95,955	57,60,43,930	52,88,84,728	30,46,43,779	19,40,82,397
AUSTRALIA AND OCEANIA—					
Australian Commonwealth	6,60,88,091	7,37,63,036	5,78,00,949	4,47,43,533	2,95,00,830
Territory of Papua (Br. New Guinea)	9,25,864	6,29,731	10,16,436	8,06,008	3,25,403
New Zealand (including Nauru and Br. Samoa)	77,10,747	87,26,847	77,63,998	63,02,168	34,97,679
Fiji Islands	5,82,317	6,58,982	7,32,767	5,64,712	4,90,591
Hawaii	36,77,468	43,35,373	41,85,491	37,15,225	29,39,923
Other Islands in the Pacific	18,265	74,402	3,994	11,624	11,703
TOTAL AUSTRALIA AND OCEANIA	7,90,02,752	8,81,38,371	7,13,03,655	6,61,48,376	3,66,76,134
GRAND TOTAL	310,16,85,866	330,12,78,786	310,30,55,200	220,49,26,836	155,88,89,904

ABSTRACT TABLES
TRADE WITH CONTINENTS
EXPORTS

(18)

No. 6

VALUE of the TOTAL EXPORTS of INDIAN PRODUCE and MANUFACTURES (PRIVATE MERCHANDISE) to each COUNTRY (distinguishing Continents) in each Official Year from 1927-28 to 1931-32.

COUNTRIES	1927-28	1928-29	1929-30	1930-31	1931-32
EUROPE—					
United Kingdom	77,87,44,427	69,04,32,078	66,56,84,756	51,77,33,861	42,87,50,075
Russia	49,61,082	24,90,742	89,92,489	53,42,468	55,47,580
Finland	10,40,847	8,94,948	7,04,190	4,57,436	7,21,006
Estonia	2,437	1,242	9,465	..	2,000
Latvia	12,82,480	16,19,755	17,64,831	20,78,061	11,31,058
Georgia	29,59,962	32,10,690	45,05,253	36,88,165	20,80,440
Sweden	30,97,900	29,75,045	41,70,040	57,23,007	44,30,247
Norway	8,31,180	5,44,959	15,70,214	15,80,421	18,83,124
Denmark	14,10,506	17,51,283	13,13,617	37,30,248	50,49,969
Poland (including Dantzg)	32,22,85,626	32,32,08,897	26,60,88,328	14,26,89,216	10,27,85,550
Germany	8,10,89,887	8,70,58,065	9,08,22,557	6,66,71,264	5,00,55,330
Netherlands	10,02,18,228	13,40,01,836	12,15,72,442	7,53,11,727	4,45,52,059
Belgium	670
Luxemburg	345
Channel Islands	15,06,83,906	17,76,75,863	16,81,00,449	11,08,00,025	7,63,55,789
Franco	3,81,04,027	3,90,76,839	3,00,33,457	2,37,31,635	1,83,85,087
Spain	86,950	27,943	72,687	94,634	85,535
Gibraltar	21,08,464	14,76,958	23,37,452	9,05,814	9,44,532
Portugal	32,450	30,710	34,015	18,151	17,991
Malta and Gozo	31,964	43,579	40,443	23,796	8,601
Switzerland	12,86,51,186	15,18,63,136	11,31,50,840	7,85,44,562	5,41,37,568
Italy	39,30,361	42,75,787	34,44,309	9,49,032	7,58,245
Fiume	27,62,203	8,81,780	4,52,837	37,338	21,542
Austria	840	4,864	3,905	2,55,120	11,980
Hungary	2,23,364	2,64,980	2,72,625	2,26,205	63,062
Czechoslovakia	1,51,016	1,52,377	1,47,603	485	1,709
Serb-Croat Sloveno State (Jugo-Slavia)	10,46,714	13,92,931	10,02,497	8,56,718	6,98,895
Bulgaria	11,16,610	20,66,993	5,75,430	2,05,009	2,00,511
Roumania	63,88,444	78,17,620	48,99,299	41,54,381	32,63,574
Greece	30	..
Albania	2,06,627	3,22,585	2,33,972	1,66,581	15,749
Crete	27,08,250	27,52,735	20,32,465	16,50,355	14,60,824
Turkey	5,01,270	3,21,299	4,36,233	1,23,326	1,73,557
Cyprus
TOTAL EUROPE	164,95,09,883	163,88,02,285	149,55,66,068	104,77,30,470	79,90,53,674
ASIA—					
Turkey	36,15,975	21,68,671	15,07,897	11,17,656	11,02,767
Syria	24,49,746	30,23,743	21,34,399	18,61,600	19,67,431
Armenia	1,61,158	46,503	9,239	22,046	11,142
Smyrna	12,45,372	10,91,599	15,54,890	3,96,120	63,766
Palestine	3,84,822	3,03,039	3,08,618	3,03,058	5,59,980
Aden and Dependencies	1,74,64,386	1,93,83,286	1,86,39,657	1,25,85,528	77,11,456
Iraq	1,65,60,191	1,50,29,440	1,15,57,095	83,46,732	78,90,505
Mascat Territory and Trucial Oman	96,29,342	72,46,507	73,12,711	56,37,523	41,13,215
Other Native States in Arabia	1,36,84,277	1,47,78,123	1,36,15,389	97,18,167	75,86,199
Bahrein Islands	1,13,99,060	89,04,529	91,71,438	60,25,017	49,05,323
Persia	1,87,58,836	1,59,09,694	1,60,99,000	1,22,55,170	1,08,84,320
Henjam Island	75,251	82,367	71,201	78,851	40,885
Afghanistan	6,557	11,345	30,925
Maldives	3,36,744	1,83,450	2,04,532	1,26,316	1,16,145
Ceylon	15,22,45,692	13,76,69,135	12,78,53,403	11,08,86,331	7,63,87,742
Straits Settlements (including Labuan)	9,11,20,270	7,81,14,572	7,90,54,656	6,19,32,993	4,65,85,290
Federated Malay States	1,15,68,070	1,00,09,688	1,37,62,698	1,12,52,428	17,97,929
Sumatra	1,84,11,437	1,51,93,700	1,33,36,666	1,52,24,376	63,28,436
Java	2,33,95,097	2,59,93,997	4,20,70,500	2,53,63,620	1,70,89,831
Borneo (British and Dutch)	17,93,900	18,55,969	10,16,289	5,69,024	2,99,339
Celebes and other Islands	9,60,121	11,68,434	11,22,277	7,22,108	3,22,347
Dutch New Guinea	2,227	6,332	546
Slam	1,98,40,787	1,72,51,866	1,47,01,412	99,54,204	76,37,807
Indo-China (including Cochin-China, Cambodia, Annam, Tonkin and French leased territories in China)	2,27,36,892	1,69,51,625	1,60,95,209	80,81,187	73,52,019
Philippine Islands and Guam	49,25,547	53,45,452	64,45,722	49,14,312	40,50,070
Macao	5,550
Formosa	47,59,208	70,19,746	50,63,945	11,72,839	11,50,454
Hongkong	2,07,49,278	2,40,73,114	2,94,12,569	1,63,64,458	1,80,09,600
China (exclusive of Hongkong and Macao)	4,46,96,598	6,43,84,231	13,01,85,261	13,21,29,529	7,79,71,369
Korea	23,05,860	32,66,429	30,48,234	5,50,536	..
Japan	29,00,66,232	34,42,56,945	32,26,71,840	23,73,48,660	13,94,28,225
TOTAL ASIA	80,58,33,026	83,07,36,186	88,94,39,400	69,54,51,784	45,71,34,602

ABSTRACT TABLES
TRADE WITH CONTINENTS
RE-EXPORTS

No. 7—continued

VALUE of the TOTAL RE-EXPORTS of PRIVATE MERCHANDISE to each COUNTRY (distinguishing Continents), in each Official Year from 1927-28 to 1931-32—continued

COUNTRIES	1927-28	1928-29	1929-30	1930-31	1931-32
AFRICA—	R	R	R	R	R
Egypt	8,89,286	3,42,247	5,97,130	4,21,420	4,24,482
Tripoli	3,010	..	2,250
Tunis	5,480	6,970	400	150
Algeria	2,580
Morocco	265	800	2,850	500	..
West Africa	450	100	2,800	2,082	410
Cape of Good Hope	17,927	20,437	24,505	25,724	15,804
Natal	1,97,120	2,07,924	2,69,375	3,12,747	1,98,142
Transvaal	14,507	17,542	23,822	18,444	17,887
Rhodesia	100
Portuguese East Africa	10,05,319	6,40,277	5,08,280	3,26,805	2,47,548
Madagascar	6,002	3,912	2,950	3,062	760
Réunion	1,925	5,440	3,646	2,463	1,342
Zanzibar and Pemba	8,20,950	6,49,561	8,44,282	8,87,602	4,28,040
Kenya Colony	16,21,716	16,51,565	12,19,386	8,26,660	6,80,886
Tanganyika Territory	6,89,937	7,41,971	5,98,602	8,81,420	2,58,106
Uganda Protectorate	42,684	42,017	44,260	43,342	42,361
Nyasaland Protectorate	50	1,940
Italian East Africa (Somaland and Eritrea)	8,35,370	2,74,415	86,157	45,608	19,630
Somaland (British and French)	35,637	1,40,174	55,456	59,637	42,948
Anglo-Egyptian Sudan	5,32,400	2,43,400	3,33,608	1,25,501	1,16,382
Mauritius and Dependencies	5,35,347	2,70,092	2,80,021	1,73,020	2,10,373
Seychelles	2,31,409	1,80,375	2,05,723	1,43,554	1,14,788
TOTAL AFRICA	68,78,600	54,46,169	51,78,302	32,99,337	27,72,009
AMERICA—					
Canada	24,435	82,210	69,352	10,628	25,087
United States of America	72,65,557	86,23,105	70,63,194	49,47,298	42,94,473
Haiti and St. Domingo	2,586	2,913	2,341	2,082	3,093
West Indies	1,933	5,334	1,000	479	488
Colombia	600
Panama	2,150	100	..	2,500	..
Dutch Guiana	100	..	2,080	80
British Guiana	6,872	2,645	533	668	520
Brazil	2,100	..
Uruguay	24,712	953
Argentine Republic (including the Atlantic Coast of Patagonia)	23,065	4,566	20,913	2,300	..
Chile (including the Pacific Coast of Patagonia)	200	1,517
Peru	1,140
TOTAL AMERICA	78,31,633	87,23,030	71,57,888	50,00,937	43,25,294
AUSTRALIA AND OCEANIA—					
Australian Commonwealth	92,077	1,45,521	1,68,003	1,16,141	1,06,184
Territory of Papua (British New Guinea)	3-5	..
New Zealand	6,688	5,215	13,331	17,729	26,237
Fiji Islands	41,509	15,254	16,941	17,784	14,346
Hawaii	2,451	..
Other Islands in the Pacific	7
TOTAL AUSTRALIA AND OCEANIA	1,40,814	1,65,997	1,98,328	1,54,430	2,06,770
GRAND TOTAL	9,53,77,767	7,88,32,891	7,12,63,662	5,14,44,315	4,05,86,260

ABSTRACT TABLES
IMPORTS and EXPORTS
(SHARE OF EACH PROVINCE)

(22)

No. 8

VALUE of the TOTAL IMPORTS and EXPORTS of MERCHANDISE and TREASURE, exclusive of GOVERNMENT STORES and TREASURE, into and from each PROVINCE of BRITISH INDIA, in each Official Year from 1927-28 to 1931-32.

PROVINCES	IMPORTS					EXPORTS OF INDIAN AND FOREIGN MERCHANDISE				
	1927-28	1928-29	1929-30	1930-31	1931-32	1927-28	1928-29	1929-30	1930-31	1931-32
	₹	₹	₹	₹	₹	₹	₹	₹	₹	₹
MERCHANDISE--										
BENGAL	86,40,90,570	89,00,32,734	83,37,64,704	51,20,96,789	84,66,08,177	147,06,64,897	144,91,30,267	133,67,42,408	86,74,92,367	64,55,99,859
BHAR AND ORISSA	27,550	12,540	35,962	4,050
BOMBAY	86,87,76,590	84,18,53,914	82,65,81,258	56,93,80,033	49,76,07,176	67,17,54,842	33,72,36,406	74,23,06,131	56,25,34,905	34,35,29,203
BIND	26,40,89,840	31,52,52,312	23,47,61,249	19,43,04,711	15,85,93,166	28,58,15,487	29,02,36,381	25,52,31,176	18,07,23,766	12,44,68,273
MADRAS	24,56,50,871	27,59,30,003	26,87,74,314	20,70,46,969	15,58,55,383	44,27,47,215	46,58,94,060	45,01,05,483	32,27,37,256	26,26,08,534
BURMA	25,07,56,495	21,04,34,778	21,41,37,721	16,43,90,731	10,50,46,193	41,57,30,712	33,70,37,013	39,49,26,124	32,27,92,397	22,93,62,335
TOTAL	249,33,64,366	253,30,59,741	240,79,69,341	184,32,19,233	126,37,14,115	323,69,13,133	337,96,11,677	317,93,23,362	225,63,66,653	160,51,72,354
TREASURE--										
BENGAL	3,39,93,399	4,76,07,323	3,65,74,237	4,19,45,115	1,22,75,632	2,77,000	1,58,339	3,375	2,497	18,36,243
BOMBAY	27,85,00,393	24,44,56,447	18,73,02,984	17,91,44,927	4,43,50,799	2,41,19,331	2,57,10,915	1,23,36,958	2,24,41,712	61,21,20,371
BIND	15,07,255	22,47,759	42,67,413	33,60,301	13,79,775	13,55,450	17,20,150	21,05,500	11,25,035	44,33,371
MADRAS	2,68,27,603	7,71,23,351	4,77,11,409	4,09,77,844	1,39,73,403	91,999	4,00,931	5,46,367	6,92,941	58,31,107
BURMA	23,31,238	15,05,957	23,19,331	26,23,109	6,05,406	4,05,909	13,20,545	1,44,454	10,000	47,31,131
TOTAL	34,31,60,468	37,29,40,342	27,76,75,929	26,35,51,296	7,35,90,070	2,62,49,699	2,93,10,830	1,56,37,154	2,42,72,135	62,90,64,223
TOTAL OF MERCHANDISE AND TREASURE--										
BENGAL	60,30,83,969	63,76,96,062	87,03,39,081	55,40,41,904	35,88,33,859	147,11,41,397	144,92,33,606	133,67,46,233	86,74,94,364	64,74,36,102
BHAR AND ORISSA	27,550	12,540	35,962	4,050
BOMBAY	114,22,77,433	108,58,10,361	101,23,34,247	74,35,24,935	54,19,57,975	69,58,74,173	36,29,47,321	75,51,38,039	58,40,76,617	95,56,56,074
BIND	26,55,97,095	31,75,00,071	26,90,23,667	19,36,65,012	15,99,77,961	28,71,70,317	29,19,56,531	25,73,36,676	18,18,48,301	12,30,07,144
MADRAS	27,24,78,474	35,30,53,354	31,64,35,723	24,30,24,313	16,93,33,791	44,28,39,214	46,62,94,901	45,06,51,350	32,34,30,197	26,33,33,691
BURMA	46,30,37,313	21,19,40,735	21,69,57,532	16,75,13,340	10,56,50,599	41,61,36,021	33,34,07,553	39,50,70,573	32,23,02,397	23,41,43,516
TOTAL	234,65,24,334	239,60,00,533	233,56,45,270	191,37,70,534	131,33,04,135	331,31,62,322	340,33,22,537	319,50,11,016	223,06,33,333	223,45,36,577

VALUE of the TOTAL IMPORTS and EXPORTS of GOVERNMENT STORES and TREASURE, into and from each PROVINCE of BRITISH INDIA, in each Official Year from 1927-28 to 1931-32.

PROVINCES	IMPORTS					EXPORTS OF INDIAN AND FOREIGN MERCHANDISE				
	1927-28	1928-29	1929-30	1930-31	1931-32	1927-28	1928-29	1929-30	1930-31	1931-32
	₹	₹	₹	₹	₹	₹	₹	₹	₹	₹
GOVERNMENT STORES—										
BHARAT	8,36,04,998	2,39,39,110	2,83,15,904	1,73,25,609	8,23,821	1,30,50,302	1,04,68,099	91,00,114	71,70,982	58,89,303
BOMBAY	8,72,59,075	4,68,54,731	2,92,83,932	1,84,37,143	60,95,100	20,67,714	8,34,082	9,48,158	9,78,249	3,59,471
SIND	3,98,56,734	2,50,53,366	2,69,18,127	4,15,59,479	2,18,80,587	5,63,153	5,00,339	2,91,152	2,58,295	2,15,677
MADRAS	30,94,106	27,83,493	26,02,151	23,44,594	38,34,036	29,995	50,814	17,985	19,556	24,747
BURMA	30,59,386	22,88,919	19,85,035	30,22,184	26,54,157	12,986	42,145	2,15,868	2,38,129	60,773
TOTAL	11,08,74,299	10,09,19,619	8,91,05,149	8,26,89,039	4,27,14,391	1,57,24,150	1,18,94,979	1,05,73,227	86,55,211	65,49,971
TREASURE—										
BHARAT	10,416	1,56,66,465	1,71,62,548	88,55,425	1,51,95,810
BOMBAY	3,58,858	484	6,81,065	81,900	90,755	51,11,207	1,85,52,109	1,85,83,362	1,18,80,938	1,50,25,232
SIND	2,000
BURMA	4,39,293	1,820	2,174	1,177
TOTAL	7,98,061	1,804	6,43,655	83,077	90,755	51,11,207	3,42,20,574	3,57,45,860	1,57,86,413	3,02,21,042
TOTAL OF STORES AND TREASURE—										
BHARAT	8,36,04,998	2,39,39,110	2,83,26,320	1,73,25,609	82,39,821	1,30,50,302	2,61,34,564	2,62,62,662	1,10,20,407	2,10,85,113
BOMBAY	8,76,12,033	4,68,55,215	2,99,14,997	1,85,19,043	61,85,945	71,78,921	1,93,86,191	1,95,31,460	1,28,54,237	1,53,84,703
SIND	3,98,56,734	2,50,53,366	2,69,18,127	4,15,59,479	2,18,90,587	5,63,153	5,02,339	2,91,152	2,58,295	2,15,677
MADRAS	30,94,106	27,83,493	26,02,151	23,44,594	38,34,036	29,995	50,814	17,985	19,556	24,747
BURMA	34,98,589	22,90,239	19,87,209	30,23,361	26,54,157	12,986	42,145	2,15,868	2,38,129	60,773
TOTAL	11,76,67,860	10,09,21,423	8,97,43,804	8,27,72,146	4,28,05,146	2,08,35,357	4,61,15,558	4,68,19,077	2,43,91,624	3,67,71,013

ABSTRACT TABLES
TRADE OF EACH PROVINCE
WITH EACH COUNTRY

(24)

No. 10

VALUE of the TOTAL TRADE (IMPORTS, EXPORTS and RE-EXPORTS) in PRIVATE MERCHANDISE only of each PROVINCE with each COUNTRY, in each Official Year from 1927-28 to 1931-32.

COUNTRIES	BENGAL					BIHAR AND ORISSA				
	1927-28	1928-29	1929-30	1930-31	1931-32	1927-28	1928-29	1929-30	1930-31	1931-32
	₹	₹	₹	₹	₹	₹	₹	₹	₹	₹
EUROPE—										
United Kingdom	91,29,79,830	79,80,84,705	74,91,25,032	46,46,38,117	54,87,79,911
Russia	59,07,047	68,28,488	33,61,018	48,31,305	71,56,515
Georgia	53,52,658	65,32,067	17,80,819	20,30,018	11,61,520
Finland	12,27,508	11,98,029	10,23,844	14,44,668	8,25,438
Latvia	27,304	83,228	32,482	7,818	16,864
Lithuania	54,808
Estonia	8,87,871	8,92,933	10,54,114	12,02,662	7,44,234
Sweden	52,82,519	52,91,232	75,20,598	57,10,520	39,14,533
Norway	68,02,630	56,98,720	76,70,302	70,73,890	47,44,701
Denmark	2,87,263	2,49,221	8,59,537	8,31,192	6,17,723
Poland (including Dantzic)	1,42,952	3,74,710	2,07,979	2,23,008	3,10,928
Bulgaria	4,18,759	7,04,981	6,18,753	6,98,550	4,03,138
Germany	16,30,54,653	16,59,84,343	14,26,33,562	8,42,50,491	5,68,07,250
Netherlands	2,72,05,920	2,45,41,343	2,22,57,115	1,69,70,414	1,61,09,764
Belgium	4,23,87,736	5,31,70,969	5,08,88,009	3,25,38,677	2,28,33,027
Luxemburg	10,37,309	5,00,098	10,44,980	2,74,935	4,19,717
France	6,28,13,047	6,43,77,274	6,41,99,178	3,16,53,451	2,04,23,968
Spain	1,90,97,617	1,98,55,672	1,88,73,462	90,98,869	74,37,377
Gibraltar	5,898	1,477	30,650	48,000	1,276
Portugal	1,27,658	2,78,511	4,18,401	3,60,745	6,83,858
Switzerland	23,49,570	27,45,604	25,43,410	15,06,903	18,51,258
Italy	4,05,89,170	4,51,23,048	4,28,28,432	2,53,07,429	1,90,99,696
Piumo	1,62,445	1,439
Austria	28,65,030	32,99,838	23,82,572	16,17,774	17,38,511
Hungary	34,245	60,951	1,37,448	2,79,251	26,003
Czechoslovakia	32,40,904	31,22,805	34,12,589	20,64,592	11,22,744
Serb-Croat Slovene State (Jugo-Slavia)	1,43,125	1,83,901	1,94,748	40,001	33,137
Roumania	2,72,386	5,67,374	5,56,209	1,89,925	1,69,899
Greece	49,33,120	62,84,899	43,33,512	31,51,235	28,66,290
Cyprus	1,44,935	2,08,096	2,02,384	13,790	60,951
Turkey	19,09,026	20,31,523	15,76,514	12,31,219	11,37,375
Other countries	11,691	2,312	3,100	23,783	20,654
TOTAL	131,17,12,466	121,72,64,766	118,15,62,093	69,96,14,297	51,55,59,521
ASIA—										
Turkey	19,58,481	14,95,492	9,47,984	9,01,143	8,30,412
Syria	2,23,283	1,46,626	1,57,542	1,37,296	2,51,818
Armenia	1,52,633	45,503	9,239	22,046	11,142
Azerbaijan	44,85,033	64,85,095	71,84,624
Smyrna	8,60,770	5,41,627	6,33,162	1,47,073	14,498
Palestine	87,231	50,712	41,856	55,713	2,71,733
Aden and Dependencies	71,08,036	65,47,078	54,08,758	44,19,312	57,29,426
Arabia	51,12,988	34,41,457	36,67,989	23,66,226	18,03,931
Iraq	25,84,902	21,54,645	18,88,927	13,76,163	9,58,357
Bahrain Islands	44,74,766	17,51,251	32,01,672	13,87,176	9,68,480
Persia	45,97,455	76,45,840	65,89,332	38,91,660	15,64,975
Maldives	3,22,645	2,39,509	1,63,022	1,81,330	1,05,879
Ceylon	2,11,35,649	2,26,02,007	2,21,99,228	1,75,12,434	1,73,98,194	..	27,550	12,540	35,982	4,050
Straits Settlements (including Labuan)	4,59,18,330	4,10,65,642	4,61,82,227	3,09,87,303	2,27,43,435
Federated Malay States	8,06,651	5,52,276	8,09,639	6,63,037	5,20,248
Sumatra	12,63,159	16,42,077	11,00,051	5,92,778	14,97,217
Java	8,38,32,009	9,33,14,799	7,96,64,915	6,09,65,866	3,63,19,125
Borneo (British and Dutch)	1,43,75,381	1,29,02,464	1,05,42,092	50,59,488	48,90,368
Celebes and other Islands	9,33,628	11,60,498	10,49,560	0,74,322	3,16,395
Siam	1,41,30,352	1,23,70,783	99,49,637	60,62,520	56,37,656
Indo-China (including Cochinchina, Cambodia, Annam, Tonkin and French leased territories in China)	1,54,53,066	1,43,33,733	1,19,13,327	71,19,604	58,07,599
Philippine Islands and Guam	57,71,949	59,33,814	69,35,270	50,34,349	42,30,265
Formosa	22,53,052	18,18,495	19,34,700	11,70,574	11,50,679
Hongkong	1,81,05,261	1,95,99,364	2,33,89,547	92,97,321	1,25,10,738
China (exclusive of Hongkong and Ma'ao)	1,41,60,328	2,08,40,063	1,55,57,332	1,30,99,133	1,21,76,734
Japan	9,15,82,392	10,12,78,833	11,09,94,055	6,93,12,743	5,99,50,564
Other countries	4,397	6,302	546	31,378
TOTAL	35,71,76,953	37,40,31,890	37,84,68,722	24,91,04,046	19,89,44,525	..	27,550	12,540	36,982	4,050

ABSTRACT TABLES
TRADE OF EACH PROVINCE
WITH EACH COUNTRY

No. 10—continued

VALUE of the TOTAL TRADE (IMPORTS, EXPORTS and RE-EXPORTS) in PRIVATE MERCHANDISE
only of each PROVINCE with each COUNTRY, in each Official Year from 1927-28 to 1931-32—continued

COUNTRIES	BENGAL					BIHAR AND ORISSA				
	1927-28	1928-29	1929-30	1930-31	1931-32	1927-28	1928-29	1929-30	1930-31	1931-32
	₹	₹	₹	₹	₹	₹	₹	₹	₹	₹
AFRICA AND ADJACENT ISLANDS—										
Egypt	1,84,65,272	1,90,04,331	2,47,41,066	2,91,57,249	1,18,62,931
Other countries in North Africa	2,55,479	10,14,273	7,04,739	2,58,553	1,62,099
West Africa	9,47,323	13,75,410	12,32,902	16,35,676	16,07,146
Cape of Good Hope	47,61,766	45,93,449	47,25,856	42,89,806	30,57,221
Natal	1,26,83,750	1,34,23,426	1,17,23,267	95,02,669	76,97,892
Transvaal	1,29,596	58,730	2,625	546	1,300
Portuguese East Africa	74,77,206	73,56,001	69,72,267	67,32,638	50,88,617
Madagascar	6,92,693	9,02,516	8,39,048	4,09,079	2,59,320
Réunion	1,13,313	2,56,099	..	58,343
Tanganyika Territory	2,89,045	3,31,334	4,11,193	2,79,300	1,26,248
Kenya Colony (including Zanzibar and Pemba)	43,17,315	52,06,743	48,36,823	35,56,268	32,35,293
Italian East Africa (Eritrea and Somaliland)	16,85,241	13,04,190	12,34,125	22,34,466	9,31,596
Somaliland Protectorate	4,23,044	13,23,574	6,26,532	2,99,974	1,66,911
East Africa (other ports)	3,38,137	6,19,047	5,30,103	4,13,616	2,03,216
Anglo-Egyptian Sudan	26,67,132	24,22,631	31,02,037	15,72,907	7,59,250
Mauritius and Dependencies (in- cluding Seychelles)	31,41,395	36,05,605	30,99,990	61,12,507	56,22,503
Other countries	2,31,788	33,169	3,731	10,637
TOTAL	6,35,73,555	6,35,06,483	6,93,36,233	6,63,23,072	4,07,86,423
AMERICA—										
Canada	2,26,91,475	2,93,34,532	2,30,63,454	1,37,63,743	1,41,23,250
United States of America	36,48,95,546	37,53,74,231	34,29,04,115	21,23,46,923	14,55,29,311
Mexico	6,93,333	8,62,162	8,67,239	4,16,203	1,13,701
West Indies	2,30,53,627	3,00,14,124	2,52,43,679	1,63,03,600	97,09,054
Central America	3,53,636	3,91,406	4,25,241	1,98,570	2,32,470
South America	10,64,62,131	10,93,35,463	9,97,06,261	75,04,51,997	2,34,94,707
TOTAL	52,31,54,753	54,03,91,993	49,12,31,039	29,39,36,041	19,32,08,003
AUSTRALIA AND OCEANIA—										
Australian Commonwealth (in- cluding New Zealand, Fiji Islands and Territory of Papua)	7,56,44,375	12,87,04,341	8,92,44,333	6,13,51,337	4,10,67,799
Oceania	36,37,365	43,19,023	41,34,732	37,10,333	29,44,391
TOTAL	7,93,32,740	13,30,23,364	9,34,29,065	6,50,61,700	4,40,12,090
GRAND TOTAL	233,49,55,467	233,92,19,001	217,05,07,292	137,03,39,156	99,22,11,107	..	27,553	21,540	35,932	4,070

ABSTRACT TABLES
TRADE OF EACH PROVINCE
WITH EACH COUNTRY

No. 10—continued

VALUE of the TOTAL TRADE (IMPORTS, EXPORTS and RE-EXPORTS) in PRIVATE MERCHANDISE
only of each PROVINCE with each COUNTRY, in each Official Year from 1927-28 to 1931-32—continued

COUNTRIES	BOMBAY					SIND				
	1927-28	1928-29	1929-30	1930-31	1931-32	1927-28	1928-29	1929-30	1930-31	1931-32
	R	R	R	R	R	R	R	R	R	R
AFRICA AND ADJACENT ISLANDS—										
Egypt	84,98,601	78,15,965	70,20,877	2,66,80,202	1,54,64,419	44,35,503	57,18,126	31,30,117	26,52,339	9,31,140
Tripoli	3,295	18,821	12,936	489	46,757
Tunis	71,807	83,462	31,064	3,584	275
Other countries in North Africa	27,640	9,831	13,095	5,088	20,818	27	4,087	..
Cape of Good Hope	1,36,669	1,79,791	2,27,053	1,72,401	1,69,092	25	23,760	2,983	10,119	1,702
Natal	45,90,540	36,47,253	49,86,895	31,20,932	15,99,550	5,17,328	4,02,334	6,13,877	5,25,651	2,22,637
Transvaal	1,40,122	1,12,331	1,48,230	1,12,783	95,934
Nyasaland Protectorate	5,323	5,719	3,474	777
Portuguese East Africa	71,94,111	52,42,145	50,80,342	43,11,124	40,38,669	7,001	52,043	11,785	1,02,706	3,174
Madagascar	57,315	1,05,097	10,240	33,221	35,006	48	414	8	5,780	..
Réunion	28,936	92,030	23,691	45,849	17,293
Zanzibar and Pemba	74,96,076	59,09,478	77,30,931	55,27,542	53,06,935	23,315	25,726	29,028	52,826	19,604
Tanganyika Territory	54,17,937	53,40,923	50,04,109	44,23,191	36,24,039	1,080	3,205	10,058	19,698	9,330
Mauritius and Dependencies (including Seychelles)	34,60,514	23,44,219	27,41,326	17,92,960	16,20,462	11,27,117	3,48,064	6,23,058	9,30,599	3,89,911
Kenya Colony	2,90,58,173	3,05,55,444	3,57,34,777	3,38,59,493	3,56,03,531	1,01,485	4,14,189	1,20,975	1,99,597	1,25,295
Uganda Protectorate	2,31,143	2,90,201	3,24,501	2,79,059	1,67,127	2
Italian East Africa (Eritrea and Somaliland)	12,47,563	31,90,113	17,64,167	5,80,484	4,66,598	9,42,890	11,27,110	9,79,040	6,22,110	[4,87,901]
Somaliland Protectorate	43,499	1,74,015	93,099	61,040	68,839	39,450	1,96,467	1,08,417	1,27,914	48,182
French Somaliland	5,46,221	17,96,342	12,59,973	9,95,935	16,86,760	30,314	1,14,237	1,60,303	97,333	73,037
Anglo-Egyptian Sudan	25,66,541	19,67,147	20,80,502	14,47,519	23,06,965	8,04,234
Other Countries	1,396	1,305	5,630	4,543	3,353
TOTAL	7,08,13,422	6,88,86,732	7,43,05,577	3,24,42,771	7,23,47,537	71,81,033	89,20,730	57,90,646	53,50,764	31,16,147
AMERICA—										
Canada	70,56,624	1,23,33,504	1,96,44,623	46,52,164	16,20,003	37,84,966	55,69,535	39,48,517	23,60,607	9,59,942
United States of America	11,00,57,192	8,52,57,743	8,29,48,091	6,81,99,121	6,20,38,000	3,34,83,117	3,63,06,349	3,84,54,065	2,95,11,396	2,41,70,607
West Indies	34,043	2,91,502	1,19,102	32,395	78,600	10,099	7,608	13,110	8,052	[16,669]
South America	15,087	36,241	1,35,033	3,05,264	33,023	..	5,140	13,773	9,036	953
Argentine Republic (including the Atlantic Coast of Patagonia)	1,530	9,16,153	25,269	5,323	1,200	..	1,243	1,489	9,367	4,390
Other Countries	300	29,206	6,875	31,973	246	..
TOTAL	11,71,65,326	9,88,35,443	10,29,51,374	7,32,01,442	6,38,58,112	3,72,78,092	4,13,39,375	4,24,30,954	3,18,97,766	2,51,32,555
AUSTRALIA AND OCEANIA—										
Australian Commonwealth (including New Zealand and Fiji Islands)	1,03,03,509	1,91,23,393	2,27,44,033	[96,60,066]	56,70,457	41,657	1,50,43,455	44,26,356	5,97,436	63,156
Hawaii	[8,645]	16,860	4,820	10,501	6,605
TOTAL	1,03,12,154	1,91,45,243	2,27,48,873	96,70,567	56,77,122	41,657	1,50,43,455	44,26,356	5,97,436	63,156
GRAND TOTAL	153,56,33,336	147,85,90,320	156,88,37,394	113,19,14,943	14,11,36,379	54,99,05,307	60,54,88,603	51,99,92,425	37,55,23,477	23,60,06,459

ABSTRACT TABLES
TRADE OF EACH PROVINCE
WITH EACH COUNTRY

No. 10—concluded

VALUE of the TOTAL TRADE (IMPORTS, EXPORTS and RE-EXPORTS) in PRIVATE MERCHANDISE
only of each PROVINCE with each COUNTRY, in each Official Year from 1927-28 to 1931-32—concluded

COUNTRIES	MADRAS					BURMA				
	1927-28	1928-29	1929-30	1930-31	1931-32	1927-28	1928-29	1929-30	1930-31	1931-32
	R	R	R	R	R	R	R	R	R	R
AFRICA AND ADJACENT ISLANDS—										
Egypt	8,88,319	4,81,508	23,28,457	4,25,835	3,72,985	44,06,660	76,45,275	74,79,948	27,00,522	83,98,839
Other Countries in North Africa	18,562	32,312	44,820	27,178	34,503	2,800	..	6,849
West Africa	2,176	1,67,148	2,24,148	2,97,717	6,38,098	9,090	..	603	3,77,359	1,41,043
Cape of Good Hope	1,36,329	1,19,695	94,130	48,632	48,422	27,33,444	17,18,510	20,03,669	18,27,741	13,66,586
Wital	21,28,279	29,08,718	21,07,576	20,17,757	15,69,048	20,14,193	24,62,644	20,97,742	23,75,746	9,52,366
Portuguese East Africa	15,261	47,005	10,032	5,412	56,038	29,31,334	16,48,452	15,89,029	19,64,668	10,03,009
Kenya Colony (including Zanzibar and Pemba)	1,62,247	1,93,171	1,26,154	74,758	55,848	36,65,948	24,32,180	29,32,614	19,10,068	11,52,904
Mauritius and Dependencies (in- cluding Seychelles)	1,43,618	1,39,384	1,54,877	1,26,509	92,149	73,03,937	51,43,552	55,62,627	30,34,530	21,22,774
Italian East Africa (Eritrea and Somaliland)	2,709	6,480	..	3,38,008	85,690	2,85,165	1,88,850	2,89,170
Other countries)	3,638	6,912	9,792	5,696	3,292	3,000	673	71,743
TOTAL	34,96,419	40,95,848	51,92,695	30,85,422	29,70,376	2,43,02,616	2,10,31,573	2,20,96,597	1,46,40,154	1,55,11,181
AMERICA—										
Canada	35,08,855	36,28,023	33,45,007	26,18,415	10,86,740	27,46,836	31,74,808	25,26,858	20,43,725	12,31,439
United States of America	3,89,98,236	5,12,77,412	4,37,18,755	3,28,69,987	2,77,17,026	2,39,72,036	2,51,38,748	2,40,22,279	1,95,24,774	1,19,80,511
British West India Islands	659	640	27,752	21,02,833	20,58,559	31,51,505	15,91,607	15,39,191
Argentine Republic (including the Atlantic Coast of Pata- gonia)	1,28,867	1,59,316	1,39,430	1,46,946	8,795	3,25,762	13,20,970	13,60,168	12,83,748	2,71,522
West Indies	15,27,940	2,376	..	2,133	..	1,48,79,606	1,01,62,018	1,06,07,621	94,25,151	47,92,766
Chile (including the Pacific Coast of Patagonia)	3,43,986	4,05,083	4,60,495	3,60,828	..	7,97,721	2,38,875	10,69,250	4,51,500	3,27,600
Mexico	16,050	15,300	5,525	1,27,400	1,04,739	1,84,275	3,81,850	6,31,846
Colombia	1,937	2,22,810	2,71,406	2,19,310	3,03,755	2,88,926
Uruguay	39,182	1,923	2,148	12,075	..
Other countries)	6,046	30,284	10,630	6,451	3,218	2	80,713	1,12,304
TOTAL	4,45,35,680	5,55,77,834	4,81,81,809	3,60,00,350	2,87,98,531	4,52,13,988	4,24,72,041	4,31,42,855	3,50,08,898	2,11,25,212
AUSTRALIA AND OCEANIA—										
Australian Commonwealth (in- cluding New Zealand and Fiji Islands)	28,20,147	22,46,084	26,15,810	10,01,495	12,14,654	45,20,644	23,64,676	31,84,244	27,74,048	10,51,701
Territory of Papua (Br. New Guinea)	9,25,864	6,29,509	8,83,251	6,92,608	1,41,563
Oceania	821	28	1,497	..	265	73,588	..	7,169	75
TOTAL	28,20,147	22,46,905	26,15,847	10,02,992	12,14,654	54,46,773	35,67,773	40,67,502	34,73,820	20,93,339
GRAND TOTAL	68,88,98,086	74,18,24,063	71,88,79,797	52,98,84,225	41,83,68,667	67,64,87,207	54,76,21,701	60,99,56,929	48,76,83,024	38,44,07,578

ABSTRACT TABLES
BENGAL—BIHAR AND ORISSA—BOMBAY
TRADE AT EACH PORT

(30)

No. 11

VALUE of the TOTAL IMPORTS and EXPORTS of MERCHANDISE and TREASURE (exclusive of GOVERNMENT STORES and TREASURE), at each PORT in BRITISH INDIA, distinguishing INDIAN and FOREIGN MERCHANDISE EXPORTED, in each Official Year from 1927-28 to 1931-32

PORT	IMPORTS					EXPORTS				
	1927-28	1928-29	1929-30	1930-31	1931-32	1927-28	1928-29	1929-30	1930-31	1931-32
	R	R	R	R	R	R	R	R	R	R
BENGAL—										
CALCUTTA (Chief Port)—										
Merchandise	Indian	137,67,89,779	136,02,68,517	126,47,29,797	80,72,60,284	57,81,74,417
	Foreign	83,59,24,734	86,65,98,204	81,30,75,265	49,86,17,433	33,84,09,945	70,95,822	59,61,727	55,64,217	42,38,828
TOTAL	83,59,24,734	86,65,98,204	81,30,75,265	49,86,17,433	33,84,09,945	138,38,34,601	187,52,80,244	127,02,44,014	81,14,90,107	58,34,07,021
Treasure	3,89,93,899	4,76,07,328	3,65,74,287	4,19,45,115	1,22,75,682	2,77,000	1,58,339	3,875	2,497	18,86,248
TOTAL	87,49,18,133	91,42,00,532	84,96,49,552	54,05,62,548	35,06,85,627	139,41,11,601	187,53,88,583	127,02,97,889	81,15,01,604	58,52,93,269
JHATAGONG—										
Merchandise	Indian	8,70,08,308	7,38,64,078	6,63,96,184	5,59,14,993	6,21,79,461
	Foreign	2,81,65,836	2,34,95,530	2,06,89,529	1,34,79,356	82,01,140	26,988	35,945	52,210	78,267
TOTAL	2,81,65,836	2,34,95,530	2,06,89,529	1,34,79,356	82,01,140	8,70,30,296	7,39,00,023	6,64,48,394	5,59,93,260	6,21,92,828
TOTAL OF ALL SUBORDINATE PORTS—										
Merchandise	Indian	8,70,08,308	7,38,64,078	6,63,96,184	5,59,14,993	6,21,79,461
	Foreign	2,81,65,836	2,34,95,530	2,06,89,529	1,34,79,356	82,01,140	26,988	35,945	52,210	78,267
TOTAL	2,81,65,836	2,34,95,530	2,06,89,529	1,34,79,356	82,01,140	8,70,30,296	7,39,00,023	6,64,48,394	5,59,93,260	6,21,92,828
TOTAL OF ALL PORTS IN BENGAL—										
Merchandise	Indian	146,37,42,087	144,31,32,595	133,11,25,981	86,31,75,277	64,03,53,878
	Foreign	86,40,90,570	89,00,88,734	83,37,64,794	51,20,96,789	34,66,11,085	71,22,810	59,97,672	56,16,427	48,17,090
TOTAL	86,40,90,570	89,00,88,734	83,37,64,794	51,20,96,789	34,66,11,085	147,08,64,897	144,91,30,267	133,67,42,408	86,74,92,367	64,55,99,869
Treasure	3,89,93,899	4,76,07,328	3,65,74,287	4,19,45,115	1,22,75,682	2,77,000	1,58,339	3,875	2,497	18,86,248
TOTAL	90,30,83,969	93,76,96,062	87,03,39,081	55,40,41,904	35,88,86,767	147,11,41,897	144,92,88,606	133,67,46,283	89,74,94,864	64,74,86,102
BIHAR AND ORISSA—										
CUTTACK (Chief Port)—										
Merchandise	Indian	27,550	12,540	35,982	4,050
	Foreign
TOTAL	27,550	12,540	35,982	4,050
TOTAL OF ALL SUBORDINATE PORTS—										
Merchandise	Indian
	Foreign
TOTAL
TOTAL OF ALL PORTS IN BIHAR AND ORISSA—										
Merchandise	Indian	27,550	12,540	35,982	4,050
	Foreign
TOTAL	27,550	12,540	35,982	4,050
BOMBAY—										
MUMBAI (Chief Port)—										
Merchandise	Indian	60,23,69,058	78,69,84,019	69,70,88,278	58,02,13,733	31,50,95,985
	Foreign	86,35,13,284	84,11,78,697	82,68,68,911	56,93,20,130	49,75,42,932	6,98,85,784	5,02,42,831	4,52,10,018	3,23,21,172
TOTAL	86,35,13,284	84,11,78,697	82,68,68,911	56,93,20,130	49,75,42,932	67,17,54,842	83,72,28,850	74,22,98,291	56,25,34,905	34,35,29,203
Treasure	27,85,00,898	24,44,56,447	18,63,02,984	17,91,44,927	4,43,50,799	2,41,19,331	2,57,10,915	1,28,86,958	2,24,41,712	61,21,20,871
TOTAL	114,20,14,127	108,56,35,144	101,31,71,895	74,84,65,057	54,18,93,731	69,58,74,173	86,29,37,765	75,51,85,249	58,49,76,617	95,56,50,074
ASSOCIATED PORTS—										
Merchandise	Indian	294
	Foreign
TOTAL	294

No. 11—continued

VALUE of the TOTAL IMPORTS and EXPORTS of MERCHANDISE and TREASURE (exclusive of GOVERNMENT STORES and TREASURE), at each PORT in BRITISH INDIA, distinguishing INDIAN and FOREIGN MERCHANDISE EXPORTED, in each Official Year from 1927-28 to 1931-32—continued.

PORT	IMPORTS					EXPORTS					
	1927-28	1928-29	1929-30	1930-31	1931-32	1927-28	1928-29	1929-30	1930-31	1931-32	
	₹	₹	₹	₹	₹	₹	₹	₹	₹	₹	
BOMBAY—continued											
BHOACH—											
Merchandise	{	Indian	7,200	
		Foreign.	2,43,305	1,36,878	1,01,702	48,548	42,002	
TOTAL			2,43,305	1,36,878	1,01,702	48,548	42,002	..	7,200	..	
DAHANGU—											
Merchandise	{	Indian	771	
		Foreign.	
TOTAL			771	
HONAVAR—											
Merchandise	{	Indian	
		Foreign.	13,554	7,843	9,423	4,750	1,500	
TOTAL			13,554	7,843	9,423	4,750	1,500	
KARWAR—											
Merchandise	{	Indian	6,775	
		Foreign.	3,338	1,210	..	3,059	1,000	
TOTAL			3,338	1,210	..	3,059	1,000	..	6,775	..	
MALWAN—											
Merchandise	{	Indian	
		Foreign.	3,159	19,511	51,227	3,551	19,742	
TOTAL			3,159	19,511	51,227	3,551	19,742	
VENGURLA—											
Merchandise	{	Indian	
		Foreign.	..	15,275	
TOTAL			..	15,275	
URAN—											
Merchandise	{	Indian	2,356	
		Foreign.	
TOTAL			2,356	
TOTAL OF ALL SUBORDINATE PORTS—											
Merchandise	{	Indian	9,556	7,840	
		Foreign.	2,63,356	1,80,217	1,62,352	59,908	64,244	
TOTAL			2,63,356	1,80,217	1,62,352	59,908	64,244	..	9,556	7,840	
TOTAL OF ALL PORTS IN BOMBAY—											
Merchandise	{	Indian	60,23,69,058	78,69,98,675	69,10,96,118	53,02,13,788	31,60,95,035
		Foreign.	86,87,76,590	84,13,53,914	82,65,31,268	56,93,80,088	49,76,07,176	6,93,85,784	5,02,42,831	7,52,10,018	3,23,21,172
TOTAL			86,87,76,590	84,13,53,914	82,65,31,268	56,93,80,088	49,76,07,176	67,17,54,842	83,72,36,406	76,63,06,131	56,25,34,905
Treasure			27,85,00,898	24,44,56,447	18,63,02,984	17,91,44,927	4,43,50,799	2,41,19,331	2,57,10,915	1,28,86,958	2,24,41,712
TOTAL			114,22,77,488	108,68,10,361	101,23,34,247	74,85,24,965	54,19,57,975	69,58,74,173	86,29,47,321	75,51,93,089	58,40,76,617
SIND—											
KARACHI (Chief Port)—											
Merchandise	{	Indian	27,18,67,431	27,24,63,187	23,85,59,629	16,96,80,056	11,53,26,924
		Foreign.	26,40,89,840	31,52,77,012	26,47,61,249	19,43,04,711	15,85,98,186	1,89,48,036	1,77,73,194	1,66,71,547	1,10,43,710
TOTAL			26,40,89,840	31,52,77,012	26,47,61,249	19,43,04,711	15,85,98,186	28,58,15,467	29,02,36,381	25,52,31,176	18,07,23,766
Treasure			15,07,255	22,47,759	42,67,418*	(d) 88,60,301	13,79,775(b)	13,55,450	17,20,150	(a) 21,05,500	(e) 11,25,035
TOTAL			26,55,97,095	31,75,24,771	26,90,28,667	19,86,65,012	15,99,77,961	23,71,70,917	29,19,56,531	25,73,36,676	18,18,48,801
SUBORDINATE PORTS—											
Merchandise	{	Indian	
		Foreign.	
TOTAL			
TOTAL OF ALL PORTS IN SIND—											
Merchandise	{	Indian	27,18,67,431	27,24,63,187	23,85,59,629	16,96,80,056	11,53,26,924
		Foreign.	26,40,89,840	31,52,77,012	26,47,61,249	19,43,04,711	15,85,98,186	1,89,48,036	1,77,73,194	1,66,71,547	1,10,43,710
TOTAL			26,40,89,840	31,52,77,012	26,47,61,249	19,43,04,711	15,85,98,186	28,58,15,467	29,02,36,381	25,52,31,176	18,07,23,766
Treasure			15,07,255	22,47,759	42,67,418*	(d) 88,60,301	13,79,775(b)	13,55,450	17,20,150	(a) 21,05,500	(e) 11,25,035
TOTAL			26,55,97,095	31,75,24,771	26,90,28,667	19,86,65,012	15,99,77,961	23,71,70,917	29,19,56,531	25,73,36,676	18,18,48,801

* Includes ₹10,75,000 currency notes.
(a) .. ₹2,50,000 ..

(b) Includes ₹110 currency notes.
(c) " ₹27,41,000 ..

(d) Includes ₹7,52,610 currency notes.
(e) " ₹5,50,000 ..

ABSTRACT TABLES

MADRAS

TRADE AT EACH PORT

No. 11--continued

VALUE of the TOTAL IMPORTS and EXPORTS of MERCHANDISE and TREASURE (exclusive of GOVERNMENT STORES and TREASURE), at each PORT in BRITISH INDIA, distinguishing INDIAN and FOREIGN MERCHANDISE EXPORTED, in each Official Year from 1927-28 to 1931-32—continued

PORT	IMPORTS					EXPORTS				
	1927-28	1928-29	1929-30	1930-31	1931-32	1927-28	1928-29	1929-30	1930-31	1931-32
	R	R	R	R	R	R	R	R	R	R
MADRAS--										
From St. GEORGE (Chief Port)--										
Merchandise	Indian
	Foreign	18,62,65,849	20,75,05,371	21,10,87,310	15,58,25,048	11,48,84,632	19,07,14,652	21,86,08,758	19,29,03,307	12,67,32,221
TOTAL	18,62,65,849	20,75,05,371	21,10,87,310	15,58,25,048	11,48,84,632	19,28,11,150	22,04,80,504	19,48,59,706	12,88,91,003	11,17,50,561
Treasure	Indian	2,15,40,669	7,48,79,723	2,07,79,928	2,34,24,905	18,07,281	47,593	3,81,953	6,92,285	58,80,811
	Foreign
TOTAL	20,78,06,518	23,23,85,094	23,18,67,238	17,92,50,553	11,66,91,913	19,28,68,748	22,08,62,462	19,51,85,123	12,00,83,288	11,76,90,372
GOPALPUR--										
Merchandise	Indian
	Foreign	1,137	3,691	3,873
TOTAL	1,137	3,691	3,873
BIMLIWAZAM--										
Merchandise	Indian	29,85,681	34,19,743	42,68,100	28,27,994
	Foreign	..	833	1,113	410	6,164	88	680
TOTAL	..	833	1,113	410	6,164	29,85,769	34,19,743	42,68,100	28,28,674	24,81,667
VENICAPATAN--										
Merchandise	Indian	50,13,864	92,98,560	1,06,08,861	43,66,998
	Foreign	19,650	35,383	1,75,925	60,950	55,185	1,016	5,200
TOTAL	19,650	35,383	1,75,925	60,950	55,185	50,13,864	92,98,560	1,06,09,877	43,66,998	37,60,896
COGANADA--										
Merchandise	Indian	2,79,78,023	3,90,22,491	3,16,98,629	2,78,76,108
	Foreign	27,63,498	23,18,275	34,42,614	29,31,699	22,38,840	1,713	31,880
TOTAL	27,63,498	23,18,275	34,42,614	29,31,699	22,38,840	2,79,79,736	3,90,22,491	3,16,98,629	2,74,07,488	2,35,69,557
MASULIPATAN--										
Merchandise	Indian	7,45,825	5,68,850	5,78,708	5,72,518
	Foreign	12,147	22,795	1,12,528	20,841	15,597
TOTAL	12,147	22,795	1,12,528	20,841	15,597	7,45,825	5,68,850	5,78,708	5,72,518	3,00,095
CUDDALORE--										
Merchandise	Indian	1,50,50,141	1,25,21,232	1,38,26,433	85,35,523
	Foreign	19,63,915	20,99,868	10,99,410	8,46,895	7,51,560	660	395	5,335	..
TOTAL	19,63,915	20,99,868	10,99,410	8,46,895	7,51,560	1,50,50,801	1,25,21,627	1,38,31,668	85,35,523	1,11,53,573
Treasure	Indian
	Foreign
TOTAL	19,63,915	20,99,868	10,99,410	8,46,897	7,51,560	1,50,50,801	1,25,21,627	1,38,31,668	85,35,523	1,11,53,573

No. 11—continued

TRADE AT EACH PORT

VALUE of the TOTAL IMPORTS and EXPORTS of MERCHANDISE and TREASURE (exclusive of GOVERNMENT STORES and TREASURE), at each PORT in BRITISH INDIA, distinguishing INDIAN and FOREIGN MERCHANDISE EXPORTED, in each Official Year from 1927-28 to 1931-32—continued

PORT	IMPORTS					EXPORTS						
	1927-28	1928-29	1929-30	1930-31	1931-32	1927-28	1928-29	1929-30	1930-31	1931-32		
	R	R	R	R	R	R	R	R	R	R		
MADRAS—continued												
PORTO NOVO—												
Merchandise	{	Indian		
	{	Foreign.	8,17,370	7,09,156	10,03,257	4,88,618	4,51,041	57,11,174	27,68,708	38,67,810	22,10,817	22,00,826
TOTAL			8,17,370	7,09,156	10,03,257	4,88,618	4,51,041	57,11,444	27,69,648	38,67,810	22,10,817	22,01,276
TREASURE			16
TOTAL			8,17,370	7,09,156	10,03,257	4,88,618	4,51,057	57,11,444	27,69,648	38,67,810	22,10,817	22,01,276
FIRUMULAVASSAL—												
Merchandise	{	Indian	18,311	1,29,037	2,07,723	6,58,524	4,29,429
	{	Foreign.	8,740	12,305	8,574	14,541	14,408	150	150	100
TOTAL			8,740	12,305	8,574	14,541	14,408	18,461	1,29,207	2,07,723	6,58,524	4,29,529
NEOAPATAM—												
Merchandise	{	Indian	1,83,29,761	1,75,37,030	2,25,02,555	1,03,24,745	84,29,349
	{	Foreign.	21,39,685	16,61,610	12,17,540	10,03,958	8,53,949	8,408	20,527	82,107	36,121	19,500
TOTAL			21,39,685	16,61,610	12,17,540	10,03,958	8,53,949	1,83,39,259	1,75,57,557	2,25,84,662	1,03,60,866	84,48,909
TREASURE			10	4,507	46
TOTAL			21,39,685	16,61,610	12,17,550	10,08,465	8,53,995	1,83,39,259	1,75,57,557	2,25,84,662	1,03,60,866	84,48,909
VELANGANNI—												
Merchandise	{	Indian	64,830	37,497	47,776	25,241	150
	{	Foreign.	3,010	1,182	3,804	1,823	75	850	..	150
TOTAL			3,010	1,182	3,804	1,823	..	64,830	37,572	48,126	25,241	300
OPPURTURAI—												
Merchandise	{	Indian	2,65,561	1,66,115	1,16,227	1,04,204	5,929
	{	Foreign.	10,299	5,039	1,503	3,371	439	200	..	300
TOTAL			10,299	5,039	1,503	3,371	439	2,65,761	1,66,115	1,16,527	1,04,204	5,929
POINT CALIMERE—												
Merchandise	{	Indian	3,060
	{	Foreign.	1,621
TOTAL			1,621	..	3,060
ADIRAMPATNAM—												
Merchandise	{	Indian	9,70,743	12,49,991	10,27,776	8,14,044	5,81,081
	{	Foreign.	15,781	18,422	37,998	40,840	60,995	1,656	160
TOTAL			15,781	18,422	37,998	40,840	60,995	9,72,399	12,49,991	10,27,776	8,14,044	5,81,101
KARAIKAL—												
Merchandise	{	Indian	3,21,880	3,78,929	2,96,806	1,49,209	11,585
	{	Foreign.
TOTAL			3,21,880	3,78,929	2,96,806	1,49,209	11,585

ABSTRACT TABLES

(34)

MADRAS

TRADE AT EACH PORT

No. 11—continued

VALUE of the TOTAL IMPORTS and EXPORTS of MERCHANDISE and TREASURE (exclusive of GOVERNMENT STORES and TREASURE), at each PORT in BRITISH INDIA, distinguishing INDIAN and FOREIGN MERCHANDISE EXPORTED, in each Official Year from 1927-28 to 1931-32—continued

PORT	IMPORTS					EXPORTS				
	1927-28	1928-29	1929-30	1930-31	1931-32	1927-28	1928-29	1929-30	1930-31	1931-32
	R	R	R	R	R	R	R	R	R	R
MADRAS—continued										
AMMAPATANAM—										
Merchandise .	{ Indian	1,890	930	800	670	551
	{ Foreign.	8,047	3,064	1,942	7,854	479
TOTAL .	8,047	3,064	1,942	7,854	479	1,890	930	800	670	551
TONDI—										
Merchandise .	{ Indian	45,867	..	23,650
	{ Foreign.	15,670	28,740	7,277	2,123	11,398
TOTAL .	15,670	28,740	7,277	2,123	11,398	45,867	..	23,650
PANBAY—										
Merchandise .	{ Indian	30,250	2,196	35,620	3,771	2,866
	{ Foreign.	7,373	1,874	2,709	2,862
TOTAL .	7,373	1,874	2,709	33,112	2,196	35,620	3,771	2,866
UHANUSHKODI—										
Merchandise .	{ Indian	3,09,06,124	2,78,06,669	2,70,84,481	2,37,54,168	1,50,01,451
	{ Foreign.	74,01,845	73,28,275	77,64,847	53,21,520	37,34,757	16,58,501	10,81,633	9,44,648	7,17,676
TOTAL .	74,01,845	73,28,275	77,64,847	53,21,520	37,34,757	3,25,64,625	2,84,48,352	2,80,29,129	2,44,71,844	1,56,75,757
Treasure .	27,86,934	22,43,628	2,69,27,694	1,17,98,334	61,70,961	44,406	13,978	20,943	656	296
TOTAL .	1,01,88,779	95,71,903	3,46,92,541	1,71,19,854	1,29,05,718	3,29,09,031	2,84,67,325	2,80,50,077	2,44,72,500	1,58,76,053
KILAKARAI—										
Merchandise .	{ Indian	15,532	7,777	5,166	2,040	2,756
	{ Foreign.	5,352	3,805	30	4,290	1,845
TOTAL .	5,352	3,805	30	4,290	1,845	15,532	7,777	5,166	2,040	2,756
TUTICORIN—										
Merchandise .	{ Indian	3,79,45,246	4,32,69,341	4,64,60,758	3,19,16,174	2,24,16,511
	{ Foreign.	1,06,00,890	1,93,92,837	2,17,46,220	1,66,94,036	1,39,34,558	34,914	18,189	83,095	1,15,486
TOTAL .	1,06,00,890	1,93,92,837	2,17,46,220	1,66,94,036	1,39,34,558	3,79,80,160	4,22,87,530	4,65,43,853	3,20,31,640	2,26,45,669
Treasure .	25,00,000	57,50,010	30,00,064
TOTAL .	2,21,00,890	1,93,92,837	2,17,46,220	2,24,44,046	1,69,34,622	3,79,80,160	4,22,87,530	4,65,43,853	3,20,31,640	2,26,45,669
KAYALPATNAM—										
Merchandise .	{ Indian	7,541	6,534	13,528	6,124	6,080
	{ Foreign.	11,209	3,801	3,365	3,978	7,887
TOTAL .	11,209	3,801	3,365	3,978	7,887	7,541	6,534	13,528	6,124	6,080

No. 11—continued

VALUE of the TOTAL IMPORTS and EXPORTS of MERCHANDISE and TREASURE (exclusive of GOVERNMENT STORES and TREASURE), at each PORT in BRITISH INDIA, distinguishing INDIAN and FOREIGN MERCHANDISE EXPORTED, in each Official Year from 1927-28 to 1931-32—continued

PORT	IMPORTS					EXPORTS				
	1927-28	1928-29	1929-30	1930-31	1931-32	1927-28	1928-29	1929-30	1930-31	1931-32
	R	R	R	R	R	R	R	R	R	R
MADRAS—continued										
KULASREKHAPATNAM—										
Merchandise	{ Indian	1,02,925	2,08,945	1,29,823	1,02,445	70,401
	{ Foreign.	55,701	63,586	43,243	33,333	35,951	..	85	150	..
TOTAL		55,701	63,586	43,243	33,333	35,951	1,02,925	2,08,945	1,29,408	1,02,595
COCHIN—										
Merchandise	{ Indian	3,61,20,442	3,87,44,593	3,80,85,031	3,22,06,789	2,76,89,259
	{ Foreign.	1,57,49,158	2,11,53,485	1,08,66,797	1,29,95,291	95,87,039	75	1,480	79,255	48,161
TOTAL		1,57,49,158	2,11,53,485	1,08,66,797	1,29,95,291	95,87,039	3,61,20,517	3,87,45,777	3,80,86,511	3,22,86,044
Treasure		78
TOTAL		1,57,49,158	2,11,53,485	1,08,66,797	1,29,95,369	95,87,039	3,61,20,517	3,87,45,777	3,80,86,511	3,22,86,044
PONNANI—										
Merchandise	{ Indian	1,19,708	75,120	1,18,859	49,508	10,890
	{ Foreign.	30,798	..	33,333	..	30,049
TOTAL		30,798	..	33,333	..	30,049	1,19,708	75,120	1,18,859	49,508
QALICUT—										
Merchandise	{ Indian	3,54,47,604	2,70,97,647	2,95,65,893	2,52,03,212	1,83,84,830
	{ Foreign.	70,39,522	1,12,44,963	78,09,032	79,61,020	68,84,303	5,230	7,361	68,608	26,423
TOTAL		70,39,522	1,12,44,963	78,09,032	79,61,020	68,84,303	3,54,52,834	2,71,05,008	2,96,18,580	2,53,61,320
Treasure		3,777	..	40
TOTAL		70,39,522	1,12,44,963	78,12,809	79,61,020	68,84,343	3,54,52,834	2,71,05,008	2,96,18,580	2,53,61,320
BADAGARA—										
Merchandise	{ Indian	5,10,668	48,243	6,000	8,940	..
	{ Foreign.	34,045	16,152	1,51,057	2,33,707	1,80,184
TOTAL		34,045	16,152	1,51,057	2,33,707	1,80,184	5,10,668	48,243	6,000	8,940
TRENGGUR—										
Merchandise	{ Indian	1,08,10,959	47,57,066	65,14,312	35,50,837	28,67,073
	{ Foreign.	8,71,543	7,28,293	11,54,739	11,27,786	8,97,023	2,958	350
TOTAL		8,71,543	7,28,293	11,54,739	11,27,786	8,97,023	1,08,10,959	47,57,066	65,14,312	35,53,705
CANNANORE—										
Merchandise	{ Indian	4,95,910	1,92,568	3,87,074	1,74,298	1,03,482
	{ Foreign.	2,10,222	3,31,846	2,46,089	6,05,710	4,77,553
TOTAL		2,10,222	3,31,846	2,46,089	6,05,710	4,77,553	4,95,910	1,92,568	3,87,074	1,74,298
MANGALORE—										
Merchandise	{ Indian	1,80,88,259	1,63,03,757	1,67,60,197	1,82,11,273	1,00,05,833
	{ Foreign.	5,64,594	7,27,275	7,38,196	7,99,566	7,30,186	1,800	891	433	..
TOTAL		5,64,594	7,27,275	7,38,196	7,99,566	7,30,186	1,80,88,259	1,63,05,147	1,67,61,088	1,62,11,706
Treasure		8
TOTAL		5,64,594	7,27,275	7,38,196	7,99,574	7,30,186	1,80,88,259	1,63,05,147	1,67,61,088	1,62,11,706
MALPE—										
Merchandise	{ Indian	78,524	1,12,575	73,233	81,775	65,093
	{ Foreign.	14,412	3,766	3,930	357	1,727
TOTAL		14,412	3,766	3,930	357	1,727	78,524	1,12,575	73,233	81,775
COONDAPOOR—										
Merchandise	{ Indian	11,210
	{ Foreign.	9,454	3,276	1,719	3,911	4,325
TOTAL		9,454	3,276	1,719	3,911	4,325	11,210
OTHER SUBORDINATE PORTS—										
Merchandise	{ Indian	13,048	5,677	761
	{ Foreign.	1,767
TOTAL		1,767	13,048	5,677	761

ABSTRACT TABLES

MADRAS—BURMA

TRADE AT EACH PORT

No. 11—continued

VALUE of the TOTAL IMPORTS and EXPORTS of MERCHANDISE and TREASURE, (exclusive of GOVERNMENT STORES and TREASURE), at each PORT in BRITISH INDIA, distinguishing INDIAN and FOREIGN MERCHANDISE EXPORTED, in each Official Year from 1927-28 to 1931-32—continued

PORT	IMPORTS					EXPORTS				
	1927-28	1928-29	1929-30	1930-31	1931-32	1927-28	1928-29	1929-30	1930-31	1931-32
	R	R	R	R	R	R	R	R	R	R
MADRAS—continued										
TOTAL OF ALL SUBORDINATE PORTS—										
Merchandise	Indian	24,32,21,208	24,42,31,661	25,43,23,888	19,33,42,926	14,06,16,277
	Foreign	5,03,35,023	6,84,24,632	5,76,37,004	5,12,21,321	4,09,70,761	17,14,862	11,31,896	11,21,894	10,52,727
Total	5,03,35,023	6,84,24,632	5,76,37,004	5,12,21,321	4,09,70,761	24,99,36,065	24,54,18,556	25,54,45,777	19,43,95,653	15,07,49,023
Treasure	..	52,36,984	22,43,628	2,69,31,481	1,76,52,399	1,21,71,127	44,406	16,973	20,948	656
TOTAL	6,46,71,956	7,04,68,260	8,46,18,485	6,87,74,200	5,31,41,878	24,99,80,471	24,54,32,529	25,54,66,725	19,43,96,309	15,07,49,319
TOTAL OF ALL PORTS IN MADRAS—										
Merchandise	Indian	49,89,35,855	46,29,50,419	44,72,27,190	32,00,75,147	25,97,04,915
	Foreign	24,56,50,371	27,59,30,003	26,87,74,314	20,70,40,969	15,58,55,383	33,11,360	29,43,641	23,78,298	27,12,109
Total	24,56,50,371	27,59,30,003	26,87,74,314	20,70,40,969	15,58,55,383	44,27,47,215	46,58,94,060	45,01,05,488	32,27,87,256	26,25,08,584
Treasure	..	2,63,27,603	7,71,23,351	4,77,11,409	4,09,77,344	1,89,78,408	91,999	4,00,931	5,46,367	6,02,941
TOTAL	27,24,78,474	35,30,53,354	31,64,85,723	24,80,24,818	16,98,33,791	44,28,39,214	46,62,94,991	45,06,51,860	32,34,80,197	26,33,39,691
BURMA—										
HANGOON (Chief Port)—										
Merchandise	Indian	34,68,39,436	28,13,07,993	34,23,31,059	27,02,54,206	19,50,53,783
	Foreign	25,30,65,301	20,72,65,357	21,17,63,388	16,29,43,327	10,40,06,647	10,06,752	13,52,339	8,70,235	10,16,274
Total	25,30,65,301	20,72,65,357	21,17,63,388	16,29,43,327	10,40,06,647	34,79,33,188	28,26,60,332	34,42,52,244	28,02,70,540	19,66,32,265
Treasure	..	23,31,318	15,05,957	23,19,331	20,33,109	5,65,406	4,05,909	13,20,545	1,44,454	10,000
TOTAL	25,30,65,301	20,72,65,357	21,17,63,388	16,29,43,327	10,46,12,052	34,33,39,097	28,39,30,368	34,43,96,693	28,02,80,540	20,14,63,396
ANKYAR—										
Merchandise	Indian	37,92,171	39,71,237	25,31,792	54,40,337	27,08,744
	Foreign	3,29,706	2,40,976	3,44,014	3,33,007	1,50,010
TOTAL	3,29,706	2,40,976	3,44,014	3,33,007	1,50,010	37,92,171	39,71,237	25,31,792	54,40,337	27,08,744
HAUSMIN—										
Merchandise	Indian	2,34,51,744	2,34,48,600	2,24,49,752	1,66,24,999	1,23,41,235
	Foreign	4,450	900	..
TOTAL	4,450	..	2,34,51,744	2,34,48,600	2,24,49,752	1,66,24,999	1,23,41,235
KYAUKPTU—										
Merchandise	Indian	2,400	..
	Foreign	845
TOTAL	845	2,400	..
MUSGUT—										
Merchandise	Indian	77,40,343	46,57,348	41,60,077	21,58,160	10,48,031
	Foreign	7,64,375	5,62,191	6,43,623	3,75,445	1,53,969	11,621	8,666	10,972	6,252
TOTAL	7,64,375	5,62,191	6,43,623	3,75,445	1,53,969	77,51,964	46,66,014	41,71,049	21,64,412	10,46,745

BURMA

No. 11—concluded

TRADE AT EACH PORT

VALUE of the TOTAL IMPORTS and EXPORTS of MERCHANDISE and TREASURE (exclusive of GOVERNMENT STORES and TREASURE), at each PORT in BRITISH INDIA, distinguishing INDIAN and FOREIGN MERCHANDISE EXPORTED, in each Official Year from 1927-28 to 1931-32—concluded

PORT	IMPORTS					EXPORTS				
	1927-28	1928-29	1929-30	1930-31	1931-32	1927-28	1928-29	1929-30	1930-31	1931-32
	R	R	R	R	R	R	R	R	R	R
BURMA—continued										
MOULMAIN—										
Merchandise	Indian	2,09,52,778	1,64,50,993	1,40,31,000	1,30,31,023	1,24,00,912
	Foreign	6,88,191	3,74,914	3,82,377	4,81,891	754	3,831	3,170	2,974	7,648
Total	6,88,191	3,74,914	3,82,377	4,81,891	3,66,919	2,09,53,527	1,64,54,824	1,40,39,170	1,30,33,997	1,24,08,560
TAVOY—										
Merchandise	Indian	68,41,347	55,52,103	70,06,630	50,14,307	40,51,132
	Foreign	8,27,537	18,61,007	9,19,354	6,74,899	600	1,193	2,140	3,635	7,265
Total	8,27,537	18,61,007	9,19,354	6,74,899	3,39,729	68,42,447	56,53,296	70,10,770	50,22,042	40,58,397
VICTORIA POINT—										
Merchandise	Indian	4,55,024	3,23,127	3,13,621	1,71,071	1,10,370
	Foreign	1,35,240	1,25,440	84,260	72,608	50	9,533	310	11,199	5,839
Total	1,35,240	1,25,440	84,260	72,608	27,919	4,55,074	3,32,660	3,14,431	1,82,270	1,16,409
TOTAL OF ALL SUBORDINATE PORTS—										
Merchandise	Indian	6,77,34,499	5,44,03,467	5,05,44,372	4,24,91,307	3,20,56,604
	Foreign	26,91,194	31,64,528	23,73,333	19,42,300	13,025	23,223	22,092	29,960	23,516
Total	26,91,194	31,64,528	23,73,333	19,42,300	10,38,546	6,77,47,524	5,44,26,690	5,05,66,964	4,25,21,357	3,20,80,120
TOTAL OF ALL PORTS IN BURMA—										
Merchandise	Indian	41,46,20,935	33,57,11,460	39,40,33,747	32,17,46,163	22,33,10,392
	Foreign	26,07,56,495	21,04,31,335	21,41,37,721	16,43,90,627	10,50,45,193	11,09,777	13,75,553	3,92,377	10,46,234
Total	26,07,56,495	21,04,31,335	21,41,37,721	16,43,90,627	10,50,45,193	41,57,30,712	33,70,87,013	39,40,26,124	32,27,92,397	22,93,62,386
Treasure	23,31,313	15,05,957	23,19,331	26,23,109	6,05,406	4,05,909	13,20,545	1,44,454	10,000	47,31,131
Total	26,30,87,813	21,19,37,342	21,69,57,552	16,75,13,736	10,56,50,599	41,61,36,621	33,84,07,558	39,50,70,178	32,28,02,397	23,41,43,516

PRINCIPAL IMPORTS into, and EXPORTS from, the CHIEF PORTS of each of the PROVINCES of BRITISH INDIA
in each Official Year from 1927-28 to 1931-32

IMPORTS

PRINCIPAL AND OTHER ARTICLES	QUANTITY					VALUE				
	1927-28	1928-29	1929-30	1930-31	1931-32	1927-28	1928-29	1929-30	1930-31	1931-32
						₹	₹	₹	₹	₹
BENGAL—										
CALCUTTA—										
Animals, living—										
Horses . . . No.	2,182	1,209	545	1,288	2,148	19,27,185	13,99,005	7,40,503	6,58,750	22,04,505
Other kinds . . . "	1,637	665	2,187	1,141	1,979	49,478	48,178	52,308	36,228	40,808
Total of Animals, living "	3,819	1,874	2,732	2,429	4,127	19,76,663	14,47,183	7,92,806	7,04,978	22,45,308
Apparel (excluding hosiery and boots and shoes)—										
Apparel (including drapery, uniforms, and accoutrements) Value	—	—	—	—	—	9,54,226	12,39,394	16,80,304	16,17,690	13,01,611
Gold and silver thread . . . "	—	—	—	—	—	2,18,155	1,34,014	1,33,214	90,884	71,338
Hats, caps, bonnets, and hatter's ware . . . "	—	—	—	—	—	4,68,018	5,94,618	5,29,796	4,35,109	3,60,823
Lametta . . . Lbs.	49,329	46,098	28,549	45,695	26,361	87,764	82,388	45,016	64,101	₹ 39,916
Second-hand clothing Value	—	—	—	—	—	4,76,325	4,07,721	5,25,268	1,95,178	2,40,268
Water-proofed clothing . . . "	—	—	—	—	—	12,445	45,523	47,379	73,260	34,586
Total of Apparel . . . "	—	—	—	—	—	22,16,938	25,54,158	29,66,472	24,76,192	19,48,040
Arms, ammunition, and military stores—										
Cartridge cases—										
Filled (a) . . . "	5,643,601	—	—	—	—	3,72,904	—	—	—	—
Shot gun cartridges filled . . . "	—	1,747,377	2,101,364	1,270,897	1,496,275	—	1,24,511	1,50,928	90,180	1,02,005
Rifle and other cartridges filled . . . "	—	2,197,354	2,796,622	1,843,510	1,944,533	—	1,61,958	2,05,291	1,19,911	1,23,601
Empty . . . No.	953,250	895,282	761,071	881,563	635,768	32,445	31,193	25,825	29,921	21,393
Explosives—										
Blasting fuse { Lbs. No. of coils	197,412	295,292	294,087	276,059	281,028	1,97,344	2,32,351	2,18,207	2,27,719	1,95,372
	614,000	837,200	1,030,325	952,300	958,140					
Blasting gelatine Lbs.	25,050	40,050	15,350	5,050	50	21,483	34,327	13,159	4,329	43
Dynamite . . . "	255,000	259,000	240,050	215,000	110,000	1,83,241	1,97,299	1,73,535	1,62,705	79,536
Gelatine dynamite . . . "	240,000	231,000	380,000	481,000	560,200	1,74,392	1,69,405	2,79,533	3,33,921	4,00,244
Other Nitro-compound explosives . . . "	105,000	35,000	70,000	70,000	..	61,626	20,546	41,093	41,093	..
Detonators . . . No.	2,425,050	2,848,000	2,715,000	2,935,000	2,322,000	97,760	1,03,273	98,113	1,23,071	1,08,263
Others . . . Lbs.	219,025	75,075	117,900	199,000	100,000	95,734	40,852	64,615	1,01,357	57,507
Fire-arms, and parts thereof (a) . Value	—	—	—	—	—	6,10,690	—	—	—	—
Fire-arms . . . No.	—	5,980	6,500	4,166	3,733	—	4,07,595	4,32,531	2,64,395	4,01,262
Parts of fire-arms . Value	—	—	—	—	—	—	4,386	6,727	2,618	31,271
Gunpowder—										
Black . . . Lbs.	32,975	36,475	32,025	19,200	21,300	38,269	36,874	36,282	20,509	21,255
Smokeless . . . "	18,100	9,150	13,775	10,975	8,580	31,780	15,519	21,601	22,783	19,600
Others . . . "	1,725	23,400	2,243	12,474
Other sorts . . . Value	—	—	—	—	—	1,02,401	39,001	31,759	21,754	1,51,926
Total of Arms, etc. . . "	—	—	—	—	—	20,25,792	16,23,519	17,99,349	15,67,766	17,13,233
Art. works of (other than pictures) . . . "	—	—	—	—	—	60,032	1,62,402	46,448	41,384	34,849
Asbestos—										
Manufactures—										
Asbestos packing . . . "	—	—	—	—	—	1,57,560	1,70,056	1,89,256	1,35,674	66,212
Other Manufactures . . . "	—	—	—	—	—	10,54,277	11,31,666	10,60,571	6,99,901	5,06,944
Belting for machinery—										
Of cotton . . . "	—	—	—	—	—	7,78,010	6,17,747	7,33,519	4,82,278	2,11,490
.. leather . . . "	—	—	—	—	—	11,38,522	12,06,116	10,69,474	6,76,784	3,76,376
.. other materials . . . "	—	—	—	—	—	11,94,433	12,73,999	13,39,495	10,41,609	6,85,263
Total of Belting, etc. . . "	—	—	—	—	—	31,01,020	30,97,862	31,92,488	22,00,666	12,73,634
Bobbins "	—	—	—	—	—	12,43,868	13,49,309	11,43,491	7,26,395	3,54,121

(a) Sub-divided from 1928-29.

No. 12—continued
IMPORTS—continued

PRINCIPAL AND OTHER ARTICLES	QUANTITY					VALUE				
	1927-28	1928-29	1929-30	1930-31	1931-32	1927-28	1928-29	1929-30	1930-31	1931-32
BENGAL—continued						R	R	R	R	R
CALCUTTA—continued										
Books, printed, and printed matter (not being stationery), including maps and charts . . . Cwts.	11,903	12,997	14,036	12,228	10,545	25,87,530	28,47,260	28,89,860	24,54,320	21,12,050
Boots and Shoes—										
All leather . . . Pairs	101,432	82,054	89,045	47,983	83,050	4,77,447	4,31,757	3,97,327	2,08,042	3,02,840
Rubber soled—										
With canvas uppers(a) . . .	—	721,948	996,004	2,227,516	3,453,894	—	12,45,431	17,52,809	15,59,771	21,86,112
With uppers of leather or other materials(b) . . .	—	—	—	—	895	—	—	—	—	478
All rubber (b) . . .	—	—	—	—	1,415,956	—	—	—	—	5,70,723
Of other materials . . .	670,673	323,473	1,784,801	3,482,266	63,771	12,04,817	3,74,432	18,46,670	21,46,194	1,19,640
Total of Boots and Shoes . . .	772,105	1,127,475	2,870,750	5,707,765	5,022,566	16,82,264	20,51,620	34,96,806	39,14,007	31,29,793
Bristles and fibre for Brushes and Brooms . . . Cwts.	125	237	217	147	149	11,442	17,584	13,613	7,041	5,146
Brushes and Brooms—										
Brushes—										
Paint and Varnish Brushes . . . Doms.	18,417	15,200	13,854	10,876	6,058	1,14,493	1,00,689	77,794	67,723	41,416
Toilet Brushes . . .	58,715	59,127	77,059	97,324	60,020	1,24,741	1,39,758	1,53,360	1,75,697	1,06,510
Other . . .	76,021	47,575	67,830	33,679	40,108	1,33,556	1,60,440	1,46,406	1,00,009	72,945
Brooms . . .	1,120	574	642	247	80	7,278	7,874	11,740	2,818	1,111
Total of Brushes and Brooms . . .	154,273	122,476	159,585	153,126	106,261	3,80,068	4,08,711	3,89,300	3,46,247	2,21,982
Building and Engineering materials (other than of iron, steel, or wood)—										
Asphalt . . . Tons	7,146	8,220	12,453	10,735	3,643	8,60,707	9,35,181	11,88,992	10,39,729	6,91,839
Bricks—										
Bricks, other than Fire bricks . . . No.	20,797	44,178	2,146	4,207	5,036	9,353	31,648	2,819	1,109	1,297
Fire bricks . . .	165,266	89,631	367,497	31,707	6,988	80,026	59,622	2,60,783	24,031	4,265
Cement—										
Portland . . .	22,833	24,372	22,661	17,430	8,530	11,39,244	11,56,687	9,95,829	6,31,595	3,63,274
Other kinds . . .	202	350	319	352	357	97,554	96,419	96,937	74,644	58,427
Chalk and lime (excluding French Chalk) . . . Cwts.	18,291	27,145	25,905	19,443	21,304	30,505	45,092	42,361	31,475	33,576
Clay . . .	2,835	2,023	3,204	1,447	299	10,646	8,111	12,097	5,834	1,264
Tiles . . . No.	1,717,507	1,614,815	2,469,449	1,933,973	1,289,604	4,90,931	3,66,147	5,57,573	3,79,785	2,62,569
Other kinds . . . Cwts.	79,383	40,777	79,843	44,056	35,058	7,26,125	4,22,450	6,54,111	3,63,343	3,18,721
Total of Building, etc. Value	—	—	—	—	—	24,45,591	30,91,302	33,11,501	25,51,536	16,35,253
Buttons of all sorts—										
Metal . . . Value	—	—	—	—	—	1,57,577	1,79,370	2,02,416	1,46,049	1,51,344
Other sorts . . .	—	—	—	—	—	6,01,305	7,14,860	6,95,802	4,84,307	3,84,166
Total of Buttons of all sort . . .	—	—	—	—	—	7,58,882	8,94,230	8,98,218	6,30,356	5,35,510
Candles of all kinds . . . Lbs.	181,532	103,922	184,405	94,490	116,936	69,155	41,148	64,756	41,642	30,470
Canes and Bannans . . . Cwts.	10,492	6,713	7,190	6,914	3,953	1,66,276	1,03,297	1,17,566	1,27,029	65,991

(a) Separately recorded from 1928-29.
(b) " " " " 1931-32.

TRADE AT CHIEF PORT
CALCUTTA

(40)

No. 12—continued
IMPORTS—continued

PRINCIPAL AND OTHER ARTICLES	QUANTITY					VALUE				
	1927-28	1928-29	1929-30	1930-31	1931-32	1927-28	1928-29	1929-30	1930-31	1931-32
BENGALE—continued										
CALCUTTA—continued										
Chemicals and chemical preparations (excluding chemical manures and medicines)—										
Acids—										
Acetic (pyroligneous) Cwts.	562	927	815	780	547	18,118	28,805	30,296	23,012	16,159
Carbolic	756	458	225	341	343	31,811	10,586	17,715	18,521	15,812
Citric	148	267	297	437	337	16,401	38,668	46,882	54,813	28,856
Oxalic	304	101	7,319	3,056
Nitric	1,038	1,280	22,638	21,580
Sulphuric	65	62	87	73	226	2,712	1,889	4,170	3,088	3,549
Tartaric	93	635	421	447	403	8,587	47,901	45,242	41,890	41,127
Other sorts	595	2,137	2,916	2,030	1,259	25,345	62,612	94,486	79,979	62,594
Alum	4,407	3,423	3,374	4,420	246	27,795	21,861	27,000	28,547	1,647
Aluminous sulphates	44,317	47,354	50,259	40,473	23,488	1,90,410	1,67,308	1,95,110	1,80,192	68,687
Ammonia and salts thereof—										
Anhydrous	499	530	789	829	724	69,218	73,849	1,07,461	1,06,060	81,545
Others	12,679	14,125	10,332	13,408	15,126	2,03,672	2,98,204	3,68,380	2,73,058	2,98,493
Arsenic and its oxides	939	982	972	836	797	28,007	33,758	44,783	31,345	24,320
Bleaching materials—										
Bleaching powder (including chloride of lime)	43,332	55,461	54,359	55,344	60,173	4,01,789	3,14,546	3,43,462	3,88,619	3,87,143
Other sorts	45	595	104	770	64,451	6,754
Carbide of Calcium	40,586	31,499	46,519	35,137	31,391	6,29,023	4,06,071	7,06,642	5,83,140	4,93,402
Coppers	56	20	51	11	240	2,003	1,006	1,301	643	5,092
Copper sulphate	4,019	4,472	4,604	3,525	3,224	74,552	88,072	1,00,701	67,927	53,963
Disinfectants—										
Naphthalene	3,924	4,179	5,522	4,037	2,383	60,156	57,003	71,989	43,670	29,717
Others	9,470	9,733	6,206	6,926	6,205	2,42,081	2,87,165	2,06,130	1,80,498	1,56,629
Glycerine	1,370	2,318	3,037	2,903	3,167	1,19,362	1,32,364	1,33,681	1,23,809	1,98,979
Magnesium Compounds—										
Chloride	1,885	2,814	5,273	5,847	6,711	10,656	10,330	14,630	14,366	10,492
Sulphate	5,373	6,278	5,209	3,713	4,579	23,913	22,800	22,501	15,276	15,750
Others	301	3,968	5,449	192	203	18,312	20,532	33,114	3,207	1,060
Potassium compounds—										
Bichromate	1,195	1,200	1,538	1,723	2,226	33,022	37,257	47,774	51,473	73,251
Chlorate	8,927	12,026	22,132	10,058	10,130	1,64,841	2,15,737	3,82,155	1,76,794	2,35,552
Other sorts	4,286	5,207	4,972	5,781	3,944	1,35,774	3,23,376	3,15,147	2,19,269	1,57,026
Soda compounds—										
Bicarbonate of soda (sodium bicarbonate)	20,999	34,530	35,550	32,231	27,680	2,47,794	2,34,922	2,81,017	2,45,687	2,22,544
Bichromate of soda Borax (including boracic acid)	1,269	1,436	1,493	1,332	943	29,252	34,965	32,530	33,909	21,317
Caustic Soda (Sodium Hydroxide)	8,010	9,893	11,375	5,930	9,437	1,21,734	1,28,959	1,21,211	67,335	1,02,290
Soda Sulphide	61,369	61,373	57,327	75,560	89,170	6,63,243	6,69,214	6,32,933	6,62,616	10,12,723
Sodium carbonate (Soda ash and soda crystals)	3,860	6,207	5,492	2,255	4,502	32,246	46,346	44,513	17,413	31,000
Sodium Silicate	573,909	531,177	689,599	529,337	563,351	33,70,443	34,03,400	40,52,630	32,39,523	34,37,574
Other sorts	16,339	23,224	17,915	18,237	5,317	1,28,423	1,91,741	1,42,575	1,43,623	42,663
Sulphur	2,097	4,470	9,253	6,192	4,612	46,027	62,325	63,205	57,093	43,142
Zinc compounds—										
Chloride	269,349	194,306	264,365	225,049	195,506	13,24,492	10,06,921	12,71,439	11,25,052	9,82,892
Others	2,067	2,556	3,317	2,693	3,205	49,047	38,053	46,661	33,072	39,157
Other sorts of chemicals	10	20	31	362
Total of Chemicals, etc.	10,82,226	14,14,313	14,67,562	14,90,465	13,18,070
China clay
Chinese and Japanese ware (including lacquered ware, but excluding earthenware and porcelain)	70,934	67,431	57,230	39,932	26,891	2,39,442	2,19,493	1,94,913	1,34,136	77,890
Clocks and Watches and parts thereof—										
Clocks and time-pieces	97,915	112,031	112,103	113,441	97,417	4,37,209	4,77,504	4,55,466	3,68,673	2,65,793
Watches	28,956	44,246	12,663	11,795	35,010	1,20,317	1,95,332	63,163	35,559	65,159
Parts of clocks and watches	21,375	30,092	13,761	21,323	11,613
Total of Clocks and Watches, etc.	5,79,391	7,03,438	5,37,395	4,26,055	3,42,561

No. 12—continued
IMPORTS—continued

PRINCIPAL AND OTHER ARTICLES	QUANTITY					VALUE				
	1927-28	1928-29	1929-30	1930-31	1931-32	1927-28	1928-29	1929-30	1930-31	1931-32
BENGAL—continued										
CALCUTTA—continued										
Coal and coke—										
Coal Tons	7,317	3,468	2,183	1,372	1,395	92,887	31,081	25,018	14,423	17,047
Coke "	..	47	2,225
Total of Coal and Coke ..	7,317	3,515	2,183	1,372	1,395	92,887	33,306	25,018	14,423	17,047
Coffee other than roasted or ground Cwts.	1,161	859	867	896	200	90,393	75,630	70,406	57,708	13,432
Colr—										
Unmanufactured Tons	273	292	337	316	309	43,859	43,397	52,505	27,081	34,566
Manufactured (excluding rope and belting) "	6	1	2	134	310	1,412	517	605
Total of Colr "	273	292	393	316	311	43,993	43,707	53,917	27,598	35,171
Coral										
Corlage and Rope of vegetable fibre, jute and cotton) Lbs.	2,872	2,037	755	873	59	40,272	77,492	12,490	11,126	886
Cork manufactures "	1,336	1,518	1,373	2,236	1,240	1,43,039	1,71,724	1,40,589	2,22,543	1,21,030
Cutlery—										
Prunning knives Value	—	—	—	—	—	1,35,097	1,53,378	1,52,170	1,61,577	87,208
Other kinds "	—	—	—	—	—	11,02,205	10,73,571	12,04,621	8,39,041	6,04,538
Total of Cutlery "	—	—	—	—	—	12,37,302	12,26,949	14,56,791	10,00,618	6,91,746
Drugs and Medicines (excluding chemicals and Narcotics)—										
Camphor Lbs.	206,503	236,311	213,162	230,314	353,749	3,74,925	3,90,759	3,56,773	4,12,778	5,02,540
Codliver oil "	32,403	11,701
Preparations of Opium and Morphia Value	—	—	—	—	—	43,403	29,293	9,169	11,393	13,725
Proprietary and patent medicines "	—	—	—	—	—	2,00,250	13,32,390	13,69,859	12,02,422	9,12,402
Quinine salts—										
Quinine sulphate or bisulphate Lbs.	48,044	54,918	53,869	43,478	43,779	3,21,392	9,40,121	10,74,243	3,22,433	10,37,504
Quinine hydrochloride or dihydrochloride "	3,509	10,649	11,045	8,959	8,577	2,09,108	3,02,136	3,34,856	2,44,157	2,66,266
Other sorts "	11,347	19,407	12,317	12,221	14,713	1,34,206	1,70,923	3,31,556	2,77,334	3,13,133
Total of Quinine salts "	68,400	85,064	77,781	64,658	72,074	12,75,296	14,12,630	16,90,655	13,43,924	16,17,013
Saccharin "										
Other sorts of drugs and medicines Value	5,114	4,445	8,395	5,107	7,090	17,343	16,695	40,079	25,538	34,093
Total of Drugs, and Medicines "	—	—	—	—	—	71,83,934	71,21,375	77,60,295	66,06,805	65,32,104
Dyeing and Tanning substances—										
Cutch and gambler Cwts.	32,323	31,736	41,125	35,405	32,900	7,31,063	6,10,027	7,06,633	6,53,174	5,49,690
Dyes obtained from coal tar—										
Alizarine Lbs.	167,080	150,464	114,113	96,150	—	90,835	67,360	52,950	24,063	—
Alizarine dye, dry not exceeding 40 per cent. "	—	—	—	—	500	—	—	—	—	672
Alizarine dye, moist over 10 per cent. but not exceeding 16 per cent. "	—	—	—	—	23,396	—	—	—	—	11,631
Alizarine dye, moist over 16 per cent. but not exceeding 20 per cent. "	—	—	—	—	39,033	—	—	—	—	17,784
Alizarine dye, moist over 20 per cent. "	—	—	—	—	3,610	—	—	—	—	1,481
Aniline "	393,643	1,123,692	1,132,253	1,713,736	1,014,047	11,01,746	15,82,391	13,56,541	22,38,771	14,09,349
Others "	10	60	1,033	23	536	1,034
Indigo synthetic* "	—	—	—	—	42,256	—	—	—	—	51,480
Other sorts (including lac-dye) Cwts.	313	263	760	233	301	24,334	12,953	34,953	6,007	19,024
Total of Dyeing, and tanning, etc. } Lbs. & Cwts.	1,060,742	1,279,222	1,240,371	1,310,136	1,129,303	20,89,001	22,73,322	22,41,077	20,73,375	20,62,942
Earthenware and Porcelain—										
Earthenware—										
Sanitary ware Value	—	—	—	—	—	1,50,556	1,63,781	1,52,235	1,40,008	1,47,240
Other kinds "	—	—	—	—	—	10,32,909	9,62,101	8,74,035	5,00,631	3,75,483
Porcelain—										
Electrical "	—	—	—	—	—	4,516	6,438	12,209	6,451	2,202
Other kinds "	—	—	—	—	—	4,93,028	5,24,276	4,76,275	4,07,375	2,30,533
Total of Earthenware, etc. "	—	—	—	—	—	16,31,069	16,56,596	15,15,854	10,63,465	7,55,512
Electroplated ware "	—	—	—	—	—	2,05,390	2,23,303	2,06,673	61,793	42,057
Fireworks Lbs.	243,407	522,509	307,933	141,439	157,076	1,93,239	3,59,472	2,43,130	1,09,094	1,06,941
Fish (excluding canned fish) Cwts.	2,229	1,222	1,290	1,333	1,997	72,733	62,677	86,306	83,340	71,193
Fodder, bran, and Pollards (excluding oil-cake) "	15,933	29,127	23,444	31,033	22,993	60,123	1,13,412	1,10,370	1,23,366	63,613

* Shown under "Dyes obtained from coal tar" from 1931-32.

TRADE AT CHIEF PORT
CALCUTTA

(42)

No. 12—continued
IMPORTS—continued

PRINCIPAL AND OTHER ARTICLES	QUANTITY					VALUE				
	1927-28	1928-29	1929-30	1930-31	1931-32	1927-28	1928-29	1929-30	1930-31	1931-32
BENGAL—continued										
CALCUTTA—continued										
Fruits and Vegetables—										
Fresh Fruits and Vegetables—										
Fresh fruits—										
Cocoanuts, . . . No.	3,554,916	3,245,700	2,079,175	2,096,650	2,168,060	1,85,086	90,220	66,550	67,766	41,54
Other sorts . . . Value	—	—	—	—	—	20,510	37,268	57,385	2,20,021	3,20,85
Total of Fresh Fruits . . . "	—	—	—	—	—	1,55,596	1,27,488	1,23,935	2,87,787	3,62,42
Fresh Vegetables of all kinds . . . "	—	—	—	—	—	84	508	8,352	1,809	13
Fruits and vegetables: dried, salted, or preserved, not being canned or bottled—										
Almonds . . . Tons	130	157	308	392	331	1,55,602	1,27,642	2,69,740	2,47,320	1,63,34
Currants and raisins . . . "	6	28	23	25	15	7,395	19,510	14,752	18,895	9,27
Dates . . . "	132	252	725	653	1,003	33,715	64,905	1,88,771	1,47,069	1,34,53
Other sorts . . . "	9	80	38	48	28	18,797	24,725	37,766	50,124	24,35
Total Fruits and Vegetables, dried, etc. . . "	327	467	1,094	1,118	1,377	2,15,509	2,36,782	5,11,038	4,58,408	3,52,01
Total of Fruits and Vegetables . . . Value	—	—	—	—	—	3,71,189	3,64,776	6,43,325	7,48,004	7,14,56
Furniture and Cabinetware—										
Bedsteads . . . "	—	—	—	—	—	1,11,305	83,659	88,746	74,759	33,214
Furniture of wood (other than bedsteads) . . . "	—	—	—	—	—	98,133	1,14,467	1,30,066	1,57,820	94,79
Furniture of other materials (other than bedsteads) . . . "	—	—	—	—	—	2,43,541	6,15,770	5,90,556	3,35,552	1,66,18
Mouldings . . . "	—	—	—	—	—	1,05,863	1,09,551	1,19,363	56,813	51,32
Total of Furniture, etc. . . "	—	—	—	—	—	5,58,842	9,23,447	9,29,231	6,24,944	3,45,52
Gelatine . . . Cwts.	851	171	23,698	18,99
Glass and Glassware—										
Bangles . . . Value	—	—	—	—	—	26,42,437	22,34,603	20,86,575	11,32,705	6,82,93
Beads and false pearls . . . Cwts.	13,614	13,376	15,827	7,950	7,356	10,69,116	11,20,028	12,63,914	5,28,107	3,64,19
Bottles and phials—										
Soda water bottles Gross	8,217	9,372	11,101	7,445	6,719	2,37,182	2,51,848	3,02,625	2,00,814	1,98,50
Others . . . "	101,966	207,750	300,955	257,318	203,854	8,43,419	8,29,793	10,98,513	8,40,444	5,70,57
Funnels, globes, and glass parts of lamps . . . Value	—	—	—	—	—	5,68,742	5,58,895	5,83,733	3,48,632	1,50,33
Scientific glassware . . . "	—	—	—	—	—	20,643	15,974	11,902	13,493	13,096
Sheet and plate { Sq. ft.	7,533,436	8,143,910	6,579,390	6,684,677	4,249,064	7,59,762	8,25,597	7,93,589	6,78,357	4,54,470
Tableware (including decanters, tumblers, etc.) . . . Cwts.	90,916	93,652	80,090	74,407	51,523					
Other glassware . . . Value	—	—	—	—	—	49,428	56,318	1,31,430	91,756	42,689
Other glassware . . . "	—	—	—	—	—	13,77,795	15,43,945	14,27,450	11,03,949	9,15,749
Total of Glass, etc. . . "	—	—	—	—	—	30,78,572	74,31,998	76,99,686	49,44,307	33,57,000
Glue . . . Cwts.	5,453	6,780	7,152	6,661	5,954	2,00,337	2,88,012	3,02,263	3,03,331	2,34,525
Grain, Pulse and Flour—										
Beans (dry) . . . Tons	6	..	212	70	390	1,070	167
Pulse . . . "	541	1,644	310	1,975	1,018	1,22,599	2,94,625	52,702	1,57,831	1,23,495
Rice in the husk . . . "	..	6,633	7,54,965
Rice, not in the husk . . . "	635	4,313	294	86	45	99,641	5,43,205	43,931	3,075	9,038
Wheat . . . "	25,568	348,337	186,464	121,237	80,576	39,03,476	5,00,16,011	2,60,79,762	98,82,000	49,85,096
Wheat flour in bags . . . "	8	3	..	10	1	1,990	320	..	2,526	57
Other sorts . . . "	2,743	886	1,343	410	4	2,57,952	1,20,335	1,55,790	4,019	488
Total of Grain, etc. . . "	29,490	361,863	188,411	123,324	81,642	43,35,839	5,17,30,031	2,63,37,565	1,00,95,521	50,75,241
Graphite crucibles . . . Cwts.	994	668	727	997	600	50,538	29,926	31,594	41,658	17,279

No. 12—continued
IMPORTS—continued

PRINCIPAL AND OTHER ARTICLES	QUANTITY					VALUE				
	1927-28	1928-29	1929-30	1930-31	1931-32	1927-28	1928-29	1929-30	1930-31	1931-32
BENGAL—continued										
CALCUTTA—continued										
Gums and Resins—						R	R	R	R	R
Arabic . . . Cwts.	1,025	1,315	440	1,060	1,123	29,355	37,766	14,246	32,268	34,122
Benjamin . . . "	1,524	1,106	1,531	1,477	1,312	84,688	69,020	98,777	90,609	73,518
Dammer (resins) . . . "	43,367	32,064	35,846	29,220	23,051	3,31,704	2,46,998	2,76,164	2,22,657	1,73,259
Resin . . . "	13,838	10,610	15,529	13,370	11,891	2,02,564	1,68,452	2,21,026	1,85,046	1,10,140
Other sorts . . . "	2,768	1,582	2,110	2,172	2,678	74,344	56,208	85,515	76,910	60,573
Total of Gums, etc. . . "	62,522	46,677	55,456	47,805	40,058	7,23,155	5,68,444	6,93,728	6,07,490	4,51,672
Hair, and manufactures of hair—										
Hair of all kinds . . . "	49	102	88	66	39	7,309	11,059	9,413	11,735	3,874
Manufactures of hair (other than toilet requisites) . . . Value	—	—	—	—	—	10,324	14,071	20,208	58,476	2,590
Total of Hair, etc. . . "	—	—	—	—	—	23,633	25,130	28,621	70,211	6,464
Hardware (excluding cutlery and electroplated ware)—										
Agricultural implements . . . "	—	—	—	—	—	10,83,557	8,65,207	7,72,786	3,38,041	2,24,616
Buckets of tinned or galvanized iron . . . "	—	—	—	—	—	11,945	3,108	7,703	7,960	1,733
Builders' hardware, such as locks, hinges, door bolts, etc. . . "	—	—	—	—	—	10,37,916	9,43,908	11,45,894	8,15,735	6,57,324
Domestic hardware, other than enamelled ironware . . . "	—	—	—	—	—	2,36,787	2,47,149	3,11,279	1,94,748	1,77,877
Enamelled ironware . . . "	—	—	—	—	—	11,21,019	14,20,366	9,77,063	7,79,710	4,49,411
Gas mantles . . . "	—	—	—	—	—	1,72,021	1,43,034	1,62,873	1,54,652	1,04,757
Implements and tools, other than agricultural implements and machine tools . . . "	—	—	—	—	—	26,98,223	23,31,475	25,07,476	15,74,138	10,18,200
Lamps, metal . . . No.	2,767,991	2,313,318	2,683,313	1,979,841	1,106,321	31,65,029	30,78,191	29,28,200	18,40,339	11,94,050
" glass . . . "	2,387	6,805	7,702	4,348	355	6,355	10,585	6,919	7,635	1,682
Parts of lamps, other than glass . . . Value	—	—	—	—	—	2,27,069	2,27,274	1,90,472	1,67,063	1,02,643
Safes and strong boxes of metal . . . No.	613	3,169	3,602	332	162	83,931	54,608	57,926	52,315	12,841
Stoves . . . "	119,955	93,004	91,657	55,486	37,250	3,30,423	3,10,346	3,53,099	1,95,468	1,31,356
Other sorts . . . Value	—	—	—	—	—	73,04,292	75,46,505	77,89,031	52,65,069	41,39,463
Total of Hardware, etc. . . "	—	—	—	—	—	1,75,34,477	1,76,87,254	1,72,10,721	1,18,93,423	82,15,966
Hides and skins, raw—										
Hides, raw . . . Tons and No.	2	5	4	1	..	1,619	10,339	4,192	13,325	..
" . . . Tons and No.	400	525	502	22,050	..	15,036	3,953	5,413	33,313	7,933
Skins, raw . . . Tons and No.	1	1	1	1	1	—	—	—	—	—
" . . . Tons and No.	7,512	2,796	3,303	15,031	9,974	—	—	—	—	—
Total of Hides and Skins, raw . . . Tons	3	6	5	13	1	16,705	14,347	9,610	47,143	7,933
Hops . . . Cwts.	253	324	233	130	122	25,526	23,135	23,618	17,570	13,500
Instruments, Apparatus, and Appliances, and parts thereof—										
Electrical, including telegraphic and telephone apparatus, not being machinery—										
Electric fans and parts thereof . . . Value	—	—	—	—	—	17,62,437	19,51,972	16,77,077	9,51,300	7,84,511
Electric wires and cables—										
Rubber, insulated . . . "	—	—	—	—	—	15,95,324	16,52,254	16,55,584	12,27,512	8,12,791
Insulations, other than rubber . . . "	—	—	—	—	—	15,70,751	14,31,054	22,55,761	23,85,512	15,36,208
Telegraph and telephone wires and cables . . . "	—	—	—	—	—	1,441	2,402	3,537	1,43,136	1,479
Bare copperwire (Electrolytic) other than telegraph and telephone* . . . Cwts.	—	—	—	25,831	2,521	13,69,677	21,52,424	17,31,023	11,86,233	1,12,740
Telegraph and Telephone instruments and apparatus . . . "	—	—	—	—	—	2,46,019	1,30,699	1,40,953	1,68,464	2,61,639

* Quantity recorded from 1930-31.

TRADE AT CHIEF PORT
CALCUTTA

No. 12—continued
IMPORTS—continued

PRINCIPAL AND OTHER ARTICLES	QUANTITY					VALUE				
	1927-28	1928-29	1929-30	1930-31	1931-32	1927-28	1928-29	1929-30	1930-31	1931-32
BENGAL—continued CALCUTTA—continued Instruments, Apparatus, and Appliances, and parts thereof—contd.										
Electric lamps and parts thereof—										
Electric glow lamps (a) Value	—	—	—	—	—	8,87,584	10,47,904	—	—	—
Gas-filled - electric bulbs (b) No.	—	—	—	—	581,884	—	—	—	—	6,81,855
Vacuum electric bulbs (b) "	—	—	—	—	1,316,883	—	—	—	—	5,78,124
Electric bulbs for automobile (b) "	—	—	—	—	98,748	—	—	—	—	82,889
Electric bulbs for torches (b) "	—	—	—	—	839,054	—	—	—	—	84,278
Wireless Valves "	—	—	—	—	206	—	—	—	—	1,516
Flash lights (including torch lights, etc.) (c) "	—	—	177,945	201,745	—	—	—	3,28,226	4,13,619	—
Automobile lighting lamps (c) "	—	—	111,500	66,864	—	—	—	38,488	28,887	—
Standard lighting lamps (c) "	—	—	1,872,818	1,621,406	—	—	—	11,89,822	9,35,850	—
Other sorts Value	—	—	—	—	—	40,991	48,274	—	—	—
Electric lamps, other sorts No.	—	—	1,845	8,647	360,558	—	—	21,314	6,026	2,49,168
Parts and accessories of Electric lamps Value	—	—	—	—	—	—	—	5,71,375	4,94,783	2,54,847
Batteries "	—	—	—	—	—	1,67,668	2,04,514	4,19,527	4,77,918	3,59,604
Carbons, electric (including furnace electrodes) "	—	—	—	—	—	56,558	78,681	1,29,754	1,27,770	1,32,557
Accumulators (including parts) "	—	—	—	—	—	15,87,987	11,78,574	12,45,476	8,35,571	3,79,119
Condensers, electric "	—	—	—	—	—	—	—	669	3,607	2,031
Electric lighting accessories and fittings (including switches) "	—	—	—	—	—	—	—	—	—	—
Electrical instruments (other than telegraphic and telephonic) — Meters "	—	—	—	—	—	6,80,602	6,91,398	5,21,067	2,30,367	48,243
Others "	—	—	—	—	—	1,69,684	2,05,702	2,85,180	1,91,065	1,12,857
Electro-medical apparatus (including X-ray apparatus) "	—	—	—	—	—	2,72,081	3,11,923	1,55,507	1,78,449	1,56,642
Switch boards (other than telegraphs and telephones) "	—	—	—	—	—	39,974	90,821	98,738	67,871	70,872
Unenumerated "	—	—	—	—	—	4,68,080	4,14,935	2,77,528	3,10,923	2,55,205
Total of Electrical Instruments, etc. "	—	—	—	—	—	24,42,486	29,01,452	34,51,908	31,21,367	21,40,885
Total of Electrical Instruments, etc. "	—	—	—	—	—	1,38,30,388	1,45,37,302	1,64,49,468	1,34,86,850	90,44,115
Musical—										
Organs and harmoniums, complete No.	181	100	78	32	57	17,151	12,712	9,178	4,239	5,408
Pianos and piano players, complete "	49	74	67	68	35	40,891	59,889	52,676	36,610	17,980
Talking machines and accessories—Talking machines "	4,334	2,950	7,365	3,282	4,016	1,45,813	1,15,698	2,34,376	1,07,922	1,10,282
Records " "	61,202	178,648	4,06,702	308,472	72,715	99,195	1,75,332	5,64,056	4,19,188	98,142
Accessories Value	—	—	—	—	—	4,72,497	3,22,698	6,40,662	2,49,321	4,10,594
Other sorts, including parts of musical instruments "	—	—	—	—	—	2,68,181	3,30,772	2,73,328	2,27,794	2,26,590
Total of Musical Instruments, etc. "	—	—	—	—	—	10,43,728	10,16,596	17,74,776	10,44,969	8,68,946
Optical										
Photographic—										
Cinematograph (Length films (a) in ft. Raw films "	5,055,293	5,890,114	—	—	—	14,22,126	13,18,211	—	—	—
Exposed films "	—	—	1,488,807	2,835,624	3,703,463	—	—	69,818	1,10,811	1,76,162
Photographic other than cinematograph films Value	—	—	2,972,980	2,926,759	2,701,755	—	—	10,77,027	9,87,075	8,28,898
Scientific, and philosophical "	—	—	—	—	—	7,64,501	9,65,079	10,25,104	8,85,958	9,58,871
Surgical "	—	—	—	—	—	6,18,280	6,65,385	4,77,341	4,77,062	3,34,946
Wireless apparatus "	—	—	—	—	—	6,67,222	5,71,112	5,13,890	4,49,589	3,66,477
Other kinds "	—	—	—	—	—	5,97,596	6,18,512	2,65,018	2,86,981	2,53,764
Total of Instruments, etc. "	—	—	—	—	—	8,76,018	10,43,054	9,21,720	16,02,151	8,06,476
Total of Instruments, etc. "	—	—	—	—	—	1,95,15,832	2,10,31,331	2,27,69,524	1,95,68,518	1,38,50,156
Jewellery (excluding imitation jewellery, and precious stones and pearls unset), also plate of gold and silver—										
Jewellery Plate of gold and silver "	—	—	—	—	—	4,81,840	3,75,738	3,76,540	1,18,946	1,18,985
Total of Jewellery, etc. "	—	—	—	—	—	61,181	20,729	35,857	59,094	76,912
Lac—										
Shik and seed Cwts.	23,002	21,927	76,214	22,339	6,754	20,77,298	15,99,516	50,60,140	7,69,982	1,62,500
Shell and button "	18	18	38	32	3	2,578	2,658	4,163	2,468	272
Total of Lac "	23,015	21,945	76,247	22,371	6,757	20,79,876	16,02,188	50,64,303	7,71,550	1,62,772

(a) Separately recorded from 1929-30.
(b) 1931-32.
(c) Discontinued from 1931-32.

No. 12—continued
IMPORTS—continued

PRINCIPAL AND OTHER ARTICLES	QUANTITY					VALUE				
	1927-28	1928-29	1929-30	1930-31	1931-32	1927-28	1928-29	1929-30	1930-31	1931-32
BENGAL—continued										
CALCUTTA—continued										
Leather—										
Hides, tanned or dressed	Tons =No. 3 =1,016	18 =5,880	10 =1,413	2 =731	.. =447	44,880	87,679	60,015	15,808	8,195
Skins " "	Tons =No. 4 =15,216	.. =8,914	8 =18,040	1 =6,955	10 =28,289	53,196	26,811	64,369	24,072	1,82,178
Unwrought	Owts. 1,922	1,438	1,644	970	554	6,84,267	6,91,990	1,18,095	5,34,202	2,84,243
Leather cloth (including artificial leather)	Sq. yds. 85,826	101,224	100,958	74,429	98,947	1,44,152	1,21,980	2,80,188	91,099	99,455
Manufactures (excluding boots and shoes and belting for machinery)—										
Bags and trunks	Owts. 87	52	51	43	29	35,412	21,936	20,150	13,737	14,204
Pickers	" 1,429	1,831	1,388	996	481	2,42,166	3,01,598	2,12,375	1,41,100	72,081
Picking bands and straps	" 1,251	1,284	1,508	768	575	2,84,223	3,14,102	3,27,648	1,69,695	1,02,935
Roller skins	" 105	80	53	27	47	78,607	51,010	52,532	31,855	42,715
Saddlery and harness	" 405	155	81	73	46	59,463	43,201	23,473	23,311	14,509
Other sorts	" 7,952	12,237	11,948	6,258	5,044	6,31,018	5,07,928	5,17,253	3,67,355	2,64,425
Total of Leather	Value —	—	—	—	—	22,58,230	22,04,040	23,31,108	14,15,819	10,36,840
Liquors (including methylated and perfumed spirits)—										
Ale, beer, and porter—										
Ale and beer, in bottle	Liq. Gals. 764,376	745,783	806,463	754,612	554,733	17,23,326	17,51,419	19,71,635	18,44,438	12,73,676
Ale and beer, in bulk	" 805,970	293,210	314,057	297,628	277,127	5,05,055	4,79,387	4,32,984	3,82,591	3,83,700
Stout and porter, in bottles	" 48,751	34,900	49,161	35,918	56,357	1,34,068	1,34,072	1,72,910	1,23,561	90,376
Stout and porter, in bulk	" 10,140	5,200	3,550	1,560	2,803	16,376	3,211	5,634	1,429	2,373
Cider and other fermented liquors	" 4,871	3,646	3,544	2,232	2,446	30,198	23,314	21,635	12,295	12,213
Spirit—										
Brandy	L. proof Gals. 64,605	70,483	70,323	52,363	35,751	9,47,579	10,40,918	10,31,208	9,05,099	5,05,443
	Liquid " 83,825	92,390	92,747	70,231	26,734					
Gin	L. proof " 21,663	24,399	23,718	27,055	26,366	2,61,605	2,97,267	2,35,518	3,21,439	2,26,203
	Liquid " 30,304	34,163	33,334	33,473	19,096					
Liqueurs	" 7,312	8,238	9,453	7,041	4,822	1,55,652	1,74,715	2,04,558	1,41,667	1,16,114
Rum	L. proof " 93,163	83,151	324,232	40,241	16,154	94,142	85,583	3,60,516	38,732	23,845
	Liquid " 55,216	51,330	194,263	24,909	30,054					
Whisky	L. proof " 142,064	144,016	137,189	124,661	109,143	80,29,322	30,71,197	29,78,430	27,22,533	17,37,392
	Liquid " 186,970	189,720	133,845	160,713	82,470					
Spirit, present in drugs, medicines, or chemicals	Liquid " 54,610	52,695	59,226	44,338	36,275	16,06,511	14,87,964	18,14,634	13,00,134	11,80,325
Spirit, perfumed	" 4,331	4,513	5,243	3,344	1,867	3,72,936	3,26,967	3,30,009	2,42,510	1,33,399
" denatured	" 473,743	823,325	356,133	531,593	443,353	7,63,042	4,53,115	4,26,606	5,09,947	3,90,913
All other sorts of spirits	" 7,545	5,537	9,940	5,947	2,987	1,53,004	1,56,706	1,71,339	1,40,490	1,07,480
Total of Spirit	" 903,906	763,961	944,244	893,139	647,733	73,33,903	70,94,432	76,03,010	63,22,560	44,21,124
Wines—										
Champagne and other sparkling wines	Gals. 10,103	12,020	10,938	7,311	4,340	2,64,331	2,93,303	2,64,330	1,32,418	1,20,043
Port	" 15,598	16,412	13,332	7,910	6,195	2,10,507	2,06,773	1,59,996	99,119	76,349
Still red wines, other than Port	" 9,254	3,332	10,046	6,613	5,509	65,533	66,303	71,429	58,002	33,217
Sherry, Madeira, and Marsala	" 3,746	3,393	9,307	3,009	7,394	1,21,336	1,27,445	1,33,762	1,20,733	1,12,914
Still white wines, other than Sherry, Madeira, and Marsala	" 2,363	4,534	2,634	3,761	1,473	21,490	32,056	24,135	22,815	14,724
Other sorts, including Vermouth and Ginger wine	" 33,352	33,635	34,975	23,304	22,630	1,39,127	1,75,454	1,73,033	1,56,311	1,19,962
Total of Wines	" 84,326	84,426	81,732	62,463	49,046	8,72,824	9,07,400	8,51,633	6,39,443	4,32,214
Total of Liquor	" 2,125,340	1,931,126	2,302,301	2,047,553	1,569,255	1,07,20,745	1,03,93,735	1,11,09,576	93,25,202	66,71,131

N.B.—Spirit denatured in Bond at the Custom House in 1927-28
 " " " " " " 1928-29
 " " " " " " 1929-30
 " " " " " " 1930-31
 " " " " " " 1931-32

L. gals. 45,508
 " 45,231
 " 132,407
 " 21,196
 " 19,734

Rs. 79,070
 " 66,307
 " 2,31,164
 " 24,296
 " 19,943

TRADE AT CHIEF PORT
CALCUTTA

(46)

No. 12—continued
IMPORTS—continued

PRINCIPAL AND OTHER ARTICLES	QUANTITY					VALUE				
	1927-28	1928-29	1929-30	1930-31	1931-32	1927-28	1928-29	1929-30	1930-31	1931-32
						R	R	R	R	R
BENGAL—continued										
CALCUTTA—continued										
Machinery and millwork—										
Prime-movers (other than electrical)—										
Locomotives (excluding those for railways)—	No.									
Oil Engines	9	19	13	18	16	43,844	75,693	71,603	63,336	98,138
Parts of Oil Engines	Value					9,336	13,505	24,240	20,210	31,383
Steam Engines	No.	21	19	18	27	6	2,07,008	1,83,541	2,08,338	2,33,479
Parts of steam engines	Value						79,045	1,65,575	1,24,308	1,77,485
Railway locomotive engines and parts thereof(a)							25,77,477	64,86,372	52,12,508	23,11,341
Others								11,072		
Other than Locomotives—										
Gas Engines	No.	2	7	7	2	17	1,616	4,202	17,752	236
Parts of Gas Engines	Value						5,125	6,683	7,041	6,179
Oil Engines	No.	876	1,004	999	674	405	21,89,740	20,24,450	17,91,903	13,07,161
Parts of Oil Engines	Value						6,47,604	6,69,533	7,33,935	5,93,844
Steam Engines	No.	116	75	74	58	15	14,42,123	18,95,70	9,21,013	3,33,846
Parts of steam engines	Value						21,91,091	12,90,793	26,51,376	8,35,156
Others							87,580	927	2,393	9,36,111
Electrical machinery of all kinds, not including instruments, apparatus, appliances, and parts thereof—										
Control and Switch gear							7,03,568	7,94,881	10,05,970	10,08,417
Generators, etc.							17,40,796	22,45,035	19,03,086	25,31,910
Motors							15,12,547	20,77,976	18,88,731	23,50,564
Transformers							3,69,146	2,70,605	4,75,741	5,82,653
Turbo-generating sets							7,483	82,124	1,14,658	9,330
Other kinds							2,23,394	1,28,205	1,24,192	88,852
Machinery, not being prime-movers or electrical machinery—										
Aerated water making machinery							74,630	74,704	39,801	54,757
Agricultural machinery—										
Agricultural tractors and parts								2,11,283	3,40,355	1,90,871
Ploughs and parts								33,779	30,493	1,17,407
Other sorts							10,022	25,664	18,534	3,661
Bollers							54,53,355	68,80,364	71,22,964	60,72,430
Boot and shoe manufacturing machinery							8,135	12,019	1,620	237
Leather tanning and curing machinery							28,940	33,108	67,706	60,387
Metal working machinery (including machine tools)							4,52,000	5,40,568	3,43,679	1,32,531
Mining machinery—										
Coal							7,72,061	6,56,734	8,02,408	7,97,256
Other sorts							959	7,959	230	47,260
Oil-crushing and refining machinery							6,54,947	4,64,604	6,71,968	4,30,350
Paper mill machinery							9,14,234	20,50,295	5,92,932	6,82,111
Refrigerating machinery							5,20,232	5,95,538	3,99,411	6,66,955
Rice and flour mill machinery							3,31,734	3,98,980	5,29,582	4,37,519
Saw mill and wood working machinery							54,360	1,72,078	3,01,933	57,570
Sewing and knitting machines and parts thereof—										
Sewing and knitting machines	No.	10,394	16,723	19,117	13,622	9,026	20,40,592	17,32,184	20,66,986	14,40,832
Parts of sewing and knitting machines and accessories	Value						1,22,053	1,69,532	1,71,153	1,34,738
Sugar machinery							7,14,316	16,54,119	5,44,033	12,45,079
Tea machinery							24,44,684	26,63,421	16,23,493	10,37,248

(a) Previous years' figures recorded under "Railway Plant and Rolling Stocks"

No. 12—continued
IMPORTS—continued

PRINCIPAL AND OTHER ARTICLES	QUANTITY					VALUE				
	1927-28	1928-29	1929-30	1930-31	1931-32	1927-28	1928-29	1929-30	1930-31	1931-32
						R	R	R	R	R
NGAI—continued										
ALCUTTA—continued										
Machinery and Millwork										
—contd.										
Machinery, not being prime-movers or electrical machinery—contd.										
Textile machinery—										
Cotton—										
Printing	2,385	726	..
Cotton spinning machinery . . . Value	—	—	—	—	—	14,24,160	17,14,644	9,93,502	9,39,857	6,16,440
Cotton weaving machinery . . . "	—	—	—	—	—	5,79,626	6,67,229	8,48,222	6,05,585	8,62,081
Cotton bleaching and dyeing machinery . . . "	—	—	—	—	—	1,054	..	2,357	1,487	..
Other sorts of cotton machinery . . . "	—	—	—	—	—	8,812	4,620	9,201	782	8,532
Jute . . . "	—	—	—	—	—	98,91,078	1,29,55,981	1,42,55,060	81,27,048	32,16,914
Shuttles (excluding those for sewing machines) . . . "	—	—	—	—	—	1,25,096	1,53,499	1,34,639	80,536	53,422
Wool machinery . . . "	—	—	—	—	—	62,779	79,441	49,480	44,472	38,182
Other sorts of textile machinery . . . "	—	—	—	—	—	1,84,584	2,02,042	2,75,769	2,47,448	1,62,300
Typewriters—										
Typewriters . . . No.	6,167	7,393	5,029	5,711	4,898	9,40,727	10,71,000	7,20,456	7,86,533	6,45,038
Parts of typewriters and accessories . . . Value	—	—	—	—	—	98,261	69,521	2,14,771	1,83,069	2,04,368
Other sorts of machinery excluding printing machinery . . . "	—	—	—	—	—	1,82,84,014	1,86,81,183	1,46,81,024	1,12,27,816	68,98,161
Total of Machinery and Millwork . . . "	—	—	—	—	—	5,20,90,739	6,98,03,156	6,69,29,122	5,30,72,773	3,11,11,583
Manures (excluding oil cakes)—										
Nitrogenous—										
Nitrate of soda . . . Tons	3,072	4,079	5,870	1,478	1,406	5,86,886	7,12,874	7,93,509	2,05,027	1,76,077
Sulphate of Ammonia . . . "	1,458	4,265	6,078	6,340	3,189	2,24,744	6,53,464	8,69,908	8,03,229	3,51,220
Others . . . "	—	—	—	—	900	—	—	—	—	81,572
Potassic—										
Muriate of potash . . . "	2,944	4,159	5,059	2,592	2,589	4,54,302	4,79,292	5,79,693	2,88,932	3,01,264
Others . . . "	—	—	—	—	1,175	—	—	—	—	88,386
Phosphatic—										
Superphosphate . . . "	—	—	—	—	2,539	—	—	—	—	1,54,820
Others . . . "	10,411	18,717	15,790	10,839	868	9,26,775	11,60,926	14,00,037	8,27,554	29,264
Compounds—										
Ammonium Phosphate . . . "	—	—	—	—	51	—	—	—	—	7,242
Others . . . "	..	11	6	11	47	40	1,832	975	1,890	7,570
Total of Manures . . . "	19,785	27,131	32,807	21,266	12,784	21,92,747	30,08,988	37,24,502	21,26,192	11,97,424
Matches—										
Safety . . . Gross of boxes.	453,447	130,618	97,294	22,071	1,084	5,17,378	1,41,607	1,04,681	19,659	4,260
Other sorts . . . "	109,879	73,754	17,545	23,787	1	1,29,789	94,040	15,217	20,866	305
Total of Matches . . . "	563,326	204,370	114,839	45,858	1,085	6,47,167	2,35,647	1,19,898	40,525	4,565
Match making materials—										
Veneers for match boxes and empty boxes . . . Lbs.	..	10,180	2,722
Mats and matting (except coir and rubber) . . . Sq. Yds.	136,809	297,098	338,474	712,045	565,730	51,440	52,453	83,000	1,18,302	1,02,062
Metals and Ores—										
Aluminium—										
Unwrought . . . Cwts.	1,327	619	778	935	2	89,995	41,726	47,082	54,545	64
Wrought—										
Circles and sheets—										
Circles . . . "	41,036	40,013	68,143	50,108	7,671	32,22,326	31,64,247	56,81,074	40,60,899	6,17,186
Sheets . . . "	1,209	738	568	724	391	88,483	56,232	46,299	55,115	30,737
Other manufactures . . . "	3,071	3,283	3,252	2,924	1,885	3,76,061	4,95,498	4,56,708	3,01,977	2,02,676
Total of Aluminium . . . "	46,643	44,603	72,736	54,591	9,899	36,76,865	37,57,703	62,31,158	44,72,586	8,50,663
Antifriction metal . . . "	3,509	3,641	3,952	2,445	1,771	2,43,289	2,42,038	3,19,452	1,16,901	63,927
Brass, Bronze, and similar alloys and manufactures thereof—										
Unwrought . . . "	13,147	5,026	81	477	275	4,10,370	1,39,883	1,480	17,000	8,880
Wrought—										
Mixed or yellow metal, for sheathing . . . "	68,454	80,740	67,743	29,341	15,025	30,56,287	38,02,076	36,90,517	18,99,980	6,27,297
Brass rods . . . "	3,863	5,922	5,192	6,268	3,348	1,65,919	2,56,050	2,53,728	2,36,814	1,02,731
Brass sheets . . . "	4,147	4,463	3,255	3,542	3,584	2,03,820	2,16,128	1,89,180	1,88,679	1,35,013
Brass tubes . . . "	568	565	575	515	348	41,386	38,701	43,980	33,296	17,798
Brass wire . . . "	2,804	1,329	2,370	1,545	1,020	1,51,763	73,303	1,52,579	88,013	44,321
Other sorts . . . "	24,038	26,611	25,007	29,316	15,168	11,23,013	12,42,067	13,43,458	12,28,872	5,53,841
Total of Brass, Bronze, etc . . . "	117,018	124,656	104,172	71,504	39,668	51,52,558	57,68,206	56,79,923	31,58,554	14,89,431

PRINCIPAL AND OTHER ARTICLES	QUANTITY					VALUE				
	1927-28	1928-29	1929-30	1930-31	1931-32	1927-28	1928-29	1929-30	1930-31	1931-32
BENGAL—continued										
CALCUTTA—continued										
Metals and Ores—continued										
Copper—										
Ore . . . Tons	..	1	2,352
Old, for remanufacture . . . Cwts.	4,546	7,027	3,067	6,566	3,077	1,75,388	3,20,015	1,57,373	2,58,577	1,04,891
Unwrought—										
Tiles, ingots, cakes, bricks, and slabs	31,892	24,169	9,629	5,932	1,796	14,03,473	11,06,343	6,10,976	3,13,473	84,541
Other sorts	123	3	8,179	545	..
Wrought—										
Rods . . .	3,350	2,015	4,041	1,333	30,751	1,31,937	1,14,349	2,71,771	32,120	10,87,827
Sheets . . .	22,219	28,597	11,587	15,622	13,158	10,38,858	15,42,408	8,40,226	3,99,309	6,29,650
Tubes . . .	1,295	965	1,293	1,311	1,180	91,416	63,533	1,07,213	88,048	56,490
Wire, excluding wire of telegraph and telephone	550	461	332	1,598	409	32,370	28,123	24,995	75,823	17,825
Other manufactures . . .	3,791	3,841	2,632	2,623	4,792	2,57,254	3,01,033	2,75,075	2,29,249	1,97,636
Total of Copper	67,643	67,976	32,784	35,038	55,163	32,31,001	35,82,156	22,95,708	19,47,147	21,73,366
German silver (including nickel silver)	5,166	5,236	4,956	6,311	2,938	4,79,345	4,73,009	4,39,432	4,26,033	2,17,392
Iron—										
Ore . . . Tons	5	17	678	2,078
Ferro Alloys (a)	1,105	1,407	2,79,013	3,45,443
Pig	1,427	1,144	1,263	950	119	3,07,379	2,49,302	2,20,623	71,764	3,842
Manufactures—										
Angle, bolt and rod . . .	540	1,332	49	763	2,103	55,334	1,30,644	7,935	71,021	1,93,727
Bars and channels	1,133	1,140	1,219	1,343	297	3,30,035	3,05,561	3,49,045	2,45,050	84,391
Rice-bowls . . .	18	23	12	2	11	5,939	9,356	4,899	302	4,270
Total of Iron	3,143	3,644	2,543	4,133	3,059	6,99,637	6,95,363	5,82,505	6,69,223	6,33,753
Steel—										
Angle . . .	30,415	29,239	19,526	3,365	3,032	30,07,247	31,13,735	23,20,344	9,54,477	3,15,174
Spring . . .	204	4	7	6	21	42,049	1,945	2,162	2,946	3,321
Bars . . .	45,933	50,615	42,735	13,473	16,007	46,91,736	53,65,357	53,33,530	22,84,392	15,51,147
Cast—										
Tool, Steel—										
High speed . . .	22	16	47	11	21	71,233	32,105	36,112	26,410	3,301
Carbon . . .	3	..	3	7	15	2,255	663	3,765	3,732	5,099
Cast steel bars . . .	273	255	104	131	50	2,60,116	3,53,413	85,433	63,073	37,555
Other cast steel	361	335	290	87	32	2,49,309	1,87,507	1,33,439	31,202	23,059
Ingots, blooms, billets, and slabs	27,904	9,049	3,246	1,090	941	20,95,625	7,62,279	7,07,555	1,42,472	92,331
Total of Steel	105,130	89,563	70,963	23,170	20,219	1,04,19,675	1,03,27,554	85,27,445	35,13,709	20,36,937
Iron or Steel—										
Anchor and cables . . .	1,070	333	916	499	231	4,31,977	2,44,160	3,96,041	2,15,643	1,24,243
Beams, channels, pillars, girders, and bridge-work	49,325	60,660	39,092	30,004	7,033	54,90,232	70,36,431	45,30,127	35,74,393	6,03,334
Bolts and nuts	4,755	7,393	5,343	3,373	2,631	14,26,465	25,07,330	17,71,432	9,57,616	6,52,253
Fencing materials (including fencing wire)	3,060	3,260	3,543	2,553	570	6,54,759	6,33,341	7,03,074	5,40,466	96,597
Hoops and strips . . .	12,151	13,529	12,005	11,721	3,655	19,65,034	18,67,172	17,32,640	15,67,931	9,03,434
Nails, rivets, and washers	6,757	6,702	6,314	5,239	2,949	16,51,554	16,43,943	16,01,644	13,26,944	7,61,650
Old for remanufacture	57	374	91	97	71	4,521	25,259	3,612	4,393	3,567
Pipes and fittings, cast	332	631	255	130	143	2,35,363	2,03,147	1,67,763	1,12,952	64,171
Rails, chairs and spikes (including those for Railways)										
Protected—										
Rails, 30 lbs. per yard and over, and fishplates therefor . . .	3,023	6,540	6,001	924	599	6,29,034	7,97,592	7,10,659	1,22,599	1,15,794
Others . . .	1,292	1,195	4,310	393	252	1,16,459	1,14,594	4,62,437	40,713	13,563
Not Protected . . .	353	603	304	667	6	1,24,612	97,672	1,47,465	1,03,933	1,331
Screws—										
Wood screws . . .	476	442	276	312	432	2,95,602	2,70,544	1,51,965	1,90,543	2,63,992
Metal thread screws	943	533	1,273	275	247	5,49,123	3,27,760	6,99,056	1,33,704	1,17,263
Total Screws	1,424	1,080	1,554	587	729	8,44,725	5,98,304	8,51,021	3,24,247	3,81,255

(a) Separately recorded from 1930-31;

No. 12—continued
IMPORTS—continued

PRINCIPAL AND OTHER ARTICLES	QUANTITY.					VALUE				
	1927-28	1928-29	1929-30	1930-31	1931-32	1927-28	1928-29	1929-30	1930-31	1931-32
BENGAL—continued						R	R	R	R	R
CALCUTTA—continued										
Metals and Ores—continued*										
Iron or Steel—continued										
Sheets and plates—Galvanised—										
Corrugated Tons	157,120	156,665	110,201	48,516	22,406	8,87,82,365	3,24,61,508	2,28,44,508	88,26,663	89,77,308
Plain	8,822	9,820	9,088	6,241	4,210	19,71,468	22,03,962	21,16,911	13,32,937	7,77,517
Tinned—										
Tin plates	6,118	10,735	7,429	3,977	2,708	19,41,949	33,17,060	22,68,497	12,50,876	6,53,235
Other sorts	55	38	59	22	8	23,832	15,938	40,692	12,853	4,866
Not galvanised or tinned—										
Sheets up to ½ inch thick	7,478	8,851	6,760	5,158	4,043	12,37,485	14,12,718	11,63,203	8,45,271	5,86,195
Plates over ½ inch thick	20,167	23,802	19,527	7,244	2,435	25,69,865	28,99,271	22,60,901	8,66,027	2,74,738
Other sorts	468	297	154	789	111	1,30,564	77,441	87,192	1,24,705	16,918
Total of Sheets and plates	199,718	209,703	153,218	71,897	35,921	4,66,57,518	4,23,83,098	3,07,82,869	1,32,60,382	62,90,832
Sleepers and keys of steel and iron for Railways (a)	—	47,531	42,754	608	631	—	38,16,393	37,90,516	80,239	1,41,117
Tubes, pipes and fittings, wrought	10,396	11,884	12,018	10,476	6,157	31,18,013	32,05,491	36,17,824	31,69,318	18,14,867
Wire other than fencing wire	3,584	4,185	3,425	5,517	3,322	7,86,010	8,67,690	7,52,512	9,62,629	6,54,437
nails	2,991	5,870	2,764	3,744	2,070	5,01,816	9,83,248	5,20,878	6,52,669	3,43,857
Wire rope—										
Black	1,288	1,090	1,340	1,286	976	7,25,841	5,74,656	7,26,607	6,67,894	4,91,185
Galvanised	832	702	723	746	501	5,35,769	3,94,638	4,14,261	3,70,668	2,12,459
Other manufactures of iron or steel	18,486	12,460	11,988	5,780	3,893	43,35,029	43,21,610	37,28,873	18,05,190	10,54,554
Total of Iron or Steel	324,244	399,731	306,312	156,399	77,860	7,01,84,266	7,29,46,732	5,70,48,375	2,98,66,292	1,49,24,438
Lead—										
Unwrought—										
Ore Tons	69	43	34	44	29	31,801	17,327	14,474	16,884	10,769
Pig Cwts.	442	102	190	89	112	9,379	3,048	3,996	1,715	2,845
Other sorts	22	1	2	5	102	555	21	38	96	800
Wrought—										
Sheets, pipes, and tubes—										
Sheets	4,670	4,195	4,981	3,236	4,676	1,00,697	79,122	95,157	51,372	59,027
Pipes and Tubes	2,465	2,430	3,592	2,296	1,528	59,469	52,125	82,327	47,832	30,104
Sheets for tea-chests	5,417	3,599	4,035	2,311	1,140	1,48,375	87,227	93,477	46,329	25,626
Other sorts	4,219	1,892	1,908	2,865	1,780	1,19,988	46,615	69,608	69,612	49,786
Total of Lead	69	43	34	44	29	4,70,239	2,86,980	3,59,077	2,33,790	1,78,407
Cwts.	17,235	12,236	14,708	10,802	9,338					
Quicksilver Lbs.	67,429	82,137	81,712	68,084	54,666	2,43,071	3,22,147	3,64,971	3,08,900	2,12,576
Soldier Cwts.	250	608	921	3,622	844	20,726	52,326	72,762	2,09,977	49,195
Tin—										
Unwrought (Blocks, ingots, bars, and slabs)	41,564	32,156	35,987	32,947	27,585	76,74,784	50,70,777	50,23,803	33,17,247	24,97,620
Wrought, including plates or sheets, not being tinned iron (b)	15	27	35	4	—	2,522	3,749	6,844	825	—
Tin foils	—	—	—	—	7	—	—	—	—	997
Other sorts	—	—	—	—	128	—	—	—	—	10,617
Total of Tin	41,579	32,183	36,022	32,951	27,670	76,77,306	50,74,486	50,29,649	33,18,072	25,09,234
Zinc or Spelter—										
Unwrought	60,401	85,711	103,377	142,317	148,151	11,58,810	14,69,902	19,85,345	19,55,300	15,41,181
Wrought or manufactured	25,928	18,976	25,772	12,223	9,593	6,74,763	4,69,458	6,32,748	2,46,891	1,49,621
Other sorts	145	2,48
Total of Zinc or Spelter	86,329	104,687	129,149	154,540	157,889	18,33,573	19,39,360	26,18,093	22,02,191	16,93,80

(a) Transferred from Railway Plant and Rolling Stock from 1928-29.
(b) Separately recorded under the heads immediately following from 1931-32.

PRINCIPAL AND OTHER ARTICLES	QUANTITY					VALUE				
	1927-28	1928-29	1929-30	1930-31	1931-32	1927-28	1928-29	1929-30	1930-31	1931-32
						R	R	R	R	R
BENGAL—continued										
CALCUTTA—continued										
Metals and Ores—concluded										
Metals, unenumerated Cwts.	17,983	13,776	18,709	14,379	13,848	7,13,480	5,73,718	8,02,696	5,92,172	4,04,331
Ores, unenumerated . Tons	16	2	29	5	74	677	1,018	2,658	611	15,225
Total of Metals and Ores Value	—	—	—	—	—	10,51,55,778	10,60,41,651	9,02,33,899	5,10,34,172	2,74,02,213
Mica—										
In Blocks . . . Cwts.	1,232	541	1,124	383	225	1,14,398	58,434	55,203	1,22,011	45,354
In Splittings . . "	67	430	164	166	251	7,600	15,961	10,472	23,073	17,323
Total of Mica "	1,299	971	1,278	554	476	1,21,998	74,395	71,725	1,45,084	62,682
Oils—										
Animal—										
Fish Oil . { Cwts. 27,327 28,505 30,140 33,224 35,515						5,04,155	1,11,233	5,28,150	5,58,743	1,82,847
{ Gals. 336,256 354,626 374,248 405,482 490,872										
Other kinds . { Cwts. 562 950 97 14 20						0,059	24,228	2,718	562	997
{ Gals. 7,021 11,815 1,319 186 202										
Essential— { Lbs. 70 56 150						1,074	1,190	—	—	617
Synthetic . { Gals. 8 6 17										
Natural—										
Camphor . { Lbs. 96,782 96,000 77,901 72,308 88,831						21,712	19,133	21,526	19,392	22,326
{ Gals. 10,379 11,763 8,672 8,020 9,761										
Cajuputi . { Lbs. 2,184 2,440 2,344 1,411 2,348						3,784	4,502	5,220	2,825	3,379
{ Gals. 244 271 317 156 259										
Eucalyptus . { Lbs. 3,788 1,063 3,529 4,970 3,903						4,992	1,982	5,803	5,243	4,624
{ Gals. 420 118 389 551 410										
Lavender . { Lbs. 299 162 56 10						4,251	—	1,634	525	33
{ Gals. 32 20 6 1										
Otto Rose . { Lbs. 112						37	167	—	—	213
{ Gals. 8 12										
Peppermint . { Lbs. 3,104 4,042 4,345 3,850 1,851						10,797	23,790	24,466	19,336	10,171
{ Gals. 362 445 476 422 204										
Other sorts { Lbs. 103,378 108,258 134,321 136,500 114,023						4,79,491	4,95,640	7,30,358	5,14,313	3,77,275
{ Gals. 11,399 12,084 15,086 14,991 12,679										
Mineral—										
Fuel oils . Gals.	6,669,553	8,292,274	9,698,457	9,464,463	10,436,295	13,91,058	17,09,677	19,13,495	21,87,686	23,08,154
Kerosene in bulk . . "	45,084,723	35,039,804	28,365,785	21,046,312	25,686,811	2,83,19,579	2,18,25,966	1,71,57,156	1,07,22,526	1,06,99,274
Kerosene in tins . . "	606,752	783,672	1,396,010	4,293,829	4,833,049	6,53,642	8,88,523	13,07,879	34,55,936	44,31,963
Lubricating oils—										
Batching oils . "	16,288,746	16,569,083	16,036,161	13,747,493	6,806,820	76,59,173	81,13,973	87,49,666	72,07,358	36,96,758
Other lubricating oils . "	4,209,706	3,908,922	4,203,218	4,920,259	3,603,813	48,26,223	43,41,098	42,14,445	41,40,379	36,06,893
Petroleum dangerous, etc.(a) . "	—	—	1,433,915	3,228,780	5,174,675	—	—	9,41,151	20,98,502	39,17,678
White oil (a) . "	—	—	1,770,833	783,719	588,052	—	—	17,66,875	6,47,952	4,09,478
Other kinds . . "	2,655,252	3,424,126	1,144,174	643,664	152,204	26,64,073	38,91,640	10,40,185	6,81,924	2,46,041
Total of Mineral oils "	74,494,782	68,017,831	64,048,508	53,083,519	57,477,619	4,35,13,739	4,07,70,376	3,70,90,650	3,11,42,763	2,93,16,239
Mineral grease including Petroleum jelly(b) . "	—	—	—	—	919,650	—	—	—	—	2,08,914
Vegetable, non-essential—										
Cocunut . . . "	1,153,855	2,003,967	1,491,355	1,134,041	2,993,215	29,39,939	46,25,297	30,84,760	17,02,112	37,43,679
Linseed . . . "	2,235	2,426	1,696	1,930	1,727	7,018	6,253	5,923	6,170	4,579
Other sorts . . . "	94,899	61,945	123,000	75,016	72,832	2,51,962	1,64,346	2,85,969	1,96,024	1,11,445
Total of Vegetable oils { Gals. 1,250,989 2,068,338 1,616,081 1,210,987 3,067,774						31,98,919	47,95,896	33,76,643	10,04,306	38,59,793
Cwts. 100,782 165,113 210,810 97,383 245,680										
Total of Oils Value	—	—	—	—	—	4,77,57,980	4,66,48,946	4,18,37,236	3,41,63,308	3,39,87,336
Oil-cloth and floor-cloth . Sq. Yds.	280,100	209,968	210,085	153,385	147,801	1,98,280	2,21,114	2,18,581	1,83,869	1,16,005
Opium . . . Lbs.	24	2,209	4	8	..	1,194	52,217	32	141	..
Packing—Engine and boiler—of all kinds, (including asbestos Value	—	—	—	—	—	2,34,636	1,80,874	1,68,491	1,05,705	1,02,276
Paints and painters' materials—										
Paints and Colours—										
Barytes . . . Cwts.	9,344	10,889	26,657	10,913	4,620	35,662	34,164	36,671	26,875	14,925
Blue paint or Paris blue . . . "	10	..	388	987	1,582	251	..	27,133	46,720	80,943
Enamels prepared (c) . "	5,531	2,727	2,420	—	—	2,66,951	1,68,321	1,82,732	—	—
Graphite . . . "	865	6,706	6,581	6,415	3,892	31,497	67,242	88,134	68,038	43,295

(a) Separately recorded from 1929-30.
(b) Separately recorded from 1931-32.
(c) Vide under varnish.

TRADE AT CHIEF PORT
CALCUTTA

(52)

No. 12—continued
IMPORTS—continued

PRINCIPAL AND OTHER ARTICLES	QUANTITY					VALUE				
	1927-28	1928-29	1929-30	1930-31	1931-32	1927-28	1928-29	1929-30	1930-31	1931-32
BENGAL—continued						R	R	R	R	R
CALCUTTA—continued										
Precious stones and Pearls unset— Precious stones unset— Diamonds Value Other precious stones "	—	—	—	—	—	8,64,751	5,32,733	9,44,210	3,36,708	3,55,107
Printing and Lithographing machinery and materials (excluding paper)— Printing and litho- graphing presses Value	—	—	—	—	—	7,63,926	11,44,256	12,17,577	6,10,776	5,60,328
Printing type Cwts.	280	637	544	331	173	53,194	1,09,478	65,418	59,220	28,185
Printers' and Litho- graphers' ink Value	—	—	—	—	—	2,37,851	8,00,084	2,42,864	1,50,473	1,18,238
Other materials "	—	—	—	—	—	1,47,076	1,55,974	2,09,694	2,09,319	1,54,025
Total of Printing and Lithogra- phing machinery, etc. "	—	—	—	—	—	12,07,047	17,09,792	17,34,973	10,35,788	8,60,706
Prints, engravings and pictures— Photographs and picture postcards Value	—	—	—	—	—	47,215	16,088	18,056	23,584	6,712
Others "	—	—	—	—	—	55,716	64,592	1,41,768	30,272	41,655
Total of Prints, etc. "	—	—	—	—	—	1,02,931	80,680	1,54,819	53,856	48,367
Provisions and Ollman's stores—										
Bacon and hams Cwts.	5,874	5,235	5,460	4,809	4,455	6,91,832	6,07,697	6,28,171	5,38,638	4,05,655
Fruits and cakes "	11,160	10,045	12,360	8,368	7,092	10,20,514	9,43,107	10,44,004	7,25,417	6,17,549
Jutter "	144	180	644	1,052	1,799	22,812	22,128	1,17,042	1,91,171	2,65,757
Canned and bottled provisions (not specified else- where)— Canned or bottled fruits "	4,870	4,482	7,545	5,660	3,788	2,64,736	2,11,230	3,77,842	2,61,006	1,66,193
Tinned or canned fish "	3,287	3,455	2,956	3,524	2,151	2,26,724	2,46,081	2,00,193	2,27,133	1,28,971
Vegetable products "	97,011	111,167	49,154	54,197	19,356	42,61,121	48,84,610	17,74,246	20,71,766	6,75,944
Others "	35,024	36,599	33,890	33,097	26,917	19,17,512	19,76,731	17,84,725	17,56,120	13,25,909
Cheese (including canned) "	3,145	2,936	3,321	3,033	2,786	3,37,194	3,19,658	3,34,114	2,75,941	2,19,134
Cocoa and chocolate "	763	970	1,108	1,063	1,378	60,863	78,124	86,208	77,249	1,01,943
Confectionery "	8,268	7,583	7,700	6,364	5,741	7,29,111	6,85,398	5,98,642	5,09,605	4,38,513
Starchaceous and patent foods— Starchaceous foods in bulk "	135,847	131,348	146,095	137,560	145,344	20,08,803	19,24,916	16,65,153	13,87,303	12,00,816
Milk foods for infants and in- valids (wholly or mainly milk) "	5,430	5,941	11,145	4,404	4,443	9,84,685	10,33,391	13,90,456	6,52,634	7,90,869
Other sorts "	20,227	20,099	19,198	12,105	9,923	10,22,148	10,04,341	9,35,686	6,44,230	5,71,156
Jams and jellies "	4,375	3,441	4,465	3,131	2,234	2,11,845	1,76,313	2,26,529	1,50,203	1,05,418
Milk, condensed and preserved (including milk cream) "	29,465	36,933	38,398	33,500	30,796	10,90,675	11,61,311	12,46,432	11,63,244	8,82,907
Pickles, chutnies, sauces, and condiments "	1,781	1,642	1,108	927	780	1,33,845	1,37,113	1,01,339	77,376	81,371
Vinegar (excep- ting bottled vinegar) Gals.	4,709	6,459	4,255	3,374	4,839	6,080	9,775	6,005	6,373	6,512
Other sorts of pro- visions— Others Cwts.	7,112	11,282	10,367	14,272	14,948	3,77,999	5,02,723	5,77,823	5,87,357	5,74,833
Total of Provisions and Ollman's stores Gals.	423,769	443,338	355,416	332,628	234,431	1,53,75,099	1,53,81,140	1,39,45,060	1,18,03,380	86,49,449
Railway plant and rolling-stock—										
Carriages and wagons and parts thereof Value	—	—	—	—	—	64,88,263	—	—	—	—
Locomotive en- gines and ten- ders and parts thereof "	—	—	—	—	—	15,49,896	—	—	—	—
Materials for con- struction— Sleepers and keys of steel or iron Tons	25	—	—	—	—	7,859	—	—	—	—
Sleepers of wood "	4,360	—	—	—	—	6,72,719	—	—	—	—
Other kinds of materials "	1,683	—	—	—	—	10,58,079	—	—	—	—
Total of Railway Plant and Rolling-stock Value	—	—	—	—	—	97,26,816	—	—	—	—
Total of imports of Railway materials made by other Rail- ways or by Contractors or Mer- chants Value	—	—	—	—	—	97,26,816	—	—	—	—

* Discontinued from 1928-29 and shown under respective articles they are made of.

No. 12—continued
IMPORTS—continued

PRINCIPAL AND OTHER ARTICLES	QUANTITY					VALUE				
	1927-28	1928-29	1929-30	1930-31	1931-32	1927-28	1928-29	1929-30	1930-31	1931-32
BENGAL—continued										
CALCUTTA—continued										
Rubber— Raw Lbs.	70,081	26,946	205,424	79,708	230,165	86,569	15,546	1,62,182	46,014	48,401
Manufactures—										
Pneumatic motor covers No.	91,150	102,682	85,906	63,519	61,473	37,13,283	39,46,575	35,49,674	26,33,187	20,73,689
“ “ tubes “	92,206	103,980	81,091	63,132	63,882	6,59,175	7,29,508	5,79,577	4,60,757	3,45,285
“ “ cycle covers “ “	1,396	8,970	9,959	3,185	1,627	19,962	32,599	36,748	18,651	14,014
Pneumatic motor cycle tubes	1,850	9,164	4,241	5,179	1,459	5,349	16,809	5,709	5,756	4,188
Pneumatic cycle covers “	191,917	227,313	396,706	314,276	390,186	3,85,323	4,22,063	6,31,101	5,31,365	5,95,615
“ “ tubes “	231,600	371,967	433,104	363,651	424,623	2,87,506	3,94,700	3,57,718	3,14,666	3,07,786
Solid rubber tyres for motor vehicles	3,327	3,155	1,902	1,053	1,154	4,59,649	3,88,086	2,27,605	1,22,459	1,15,851
Other manufactures except apparel, boots and shoes . Value	—	—	—	—	—	11,34,746	10,64,981	10,41,387	8,67,488	7,93,839
Total of Rubber	—	—	—	—	—	67,50,512	70,09,865	65,81,601	49,95,292	42,98,668
Salt { Tons	435,000	465,985	496,410	553,278	374,610	1,26,64,173	1,08,24,820	95,15,672	82,04,755	57,07,920
“ “ “ { Mds.	11,841,826	12,635,147	(a)	(a)	(a)					
Seeds—										
Oil-seeds— Essential Tons	30	1	581	15,484	600	3,75,547	471	84
Non-essential— Copra or coconut kernel	6	4	110	48	14	2,374	1,627	46,465	19,475	3,773
Groundnut	119	29,089
Others	29	3,505	216	39
Other than oil-seeds	112	282	110	64	65	1,53,602	2,57,776	1,38,129	1,41,868	1,35,067
Total of seeds	148	287	949	112	79	1,71,960	2,60,003	5,97,685	1,62,080	1,88,913
Shells and Cowries— (Cowries Gwts.	2,312	1,682	1,858	622	927	23,358	23,840	15,742	6,673	7,264
Shells— (chanks sankhi large, etc.)	16,069	13,146	998	200	..	1,70,544	1,47,267	11,012	4,600	..
Smokers' requisites (excluding tobacco) Value	—	—	—	—	—	2,01,355	1,59,397	2,13,290	90,244	57,899
Soap— Household and laundry soap in bars or tablets Gwts.	34,819	31,355	33,057	25,472	19,795	11,87,437	11,57,428	11,80,005	8,46,305	5,52,762
Toilet soap	14,758	13,522	17,079	8,409	9,229	14,04,538	12,91,660	14,34,539	7,08,554	6,54,205
Other sorts	5,651	6,967	5,231	4,377	3,053	1,63,061	2,53,757	1,84,838	1,54,114	1,02,693
Total of Soap	55,228	52,344	55,417	38,258	32,082	27,55,031	27,02,845	28,29,432	17,08,973	13,09,660
Spices—										
Betelnuts	520,757	813,287	947,588	749,431	639,655	92,23,363	1,26,51,310	1,50,23,260	1,18,99,158	78,58,857
Cassialignea	16,224	26,666	26,697	21,268	20,530	3,21,746	4,99,698	4,31,012	2,82,141	2,49,574
Cloves	17,834	14,620	16,140	12,854	17,789	9,91,140	8,74,941	10,71,323	8,45,969	10,56,226
Ginger	478	1,320	942	274	427	16,088	45,954	34,443	3,034	10,011
Nutmegs	2,396	2,573	3,724	2,624	2,123	1,84,776	1,45,580	1,95,967	1,76,814	91,087
Pepper	2,663	7,355	2,454	7,427	3,455	2,33,061	6,70,618	2,39,532	4,87,102	2,04,385
Other sorts	717	1,014	634	714	540	71,333	73,431	75,724	60,321	53,123
Total of Spices	570,669	871,835	998,219	794,092	634,524	1,10,42,007	1,49,61,582	1,70,75,280	1,32,61,539	95,18,108
Starch and farina— Starch	74,918	82,274	100,995	79,043	54,617	3,03,120	9,34,096	12,03,993	7,96,797	4,93,505
Farina and Potato flour	1,362	3,457	6,879	14,225	11,624	18,561	40,935	60,475	1,11,427	80,765
Sago flour (b)	—	—	26,426	23,171	46,358	—	—	2,25,490	2,03,780	3,12,636
Stationery (excluding paper)— Pencils (excluding slate pencils) . Dozens	1,184,419	1,378,571	1,517,741	1,110,081	1,079,131	2,20,270	3,21,221	2,79,630	2,07,436	1,43,256
Other sorts Value	—	—	—	—	—	23,01,644	31,18,858	30,93,799	24,03,826	20,67,098
Sticks and whips	—	—	—	—	—	62,356	92,531	4,5,508	17,056	3,916
Stones and Marble— Stone and marble . Tons	2,573	1,791	753	266	881	2,76,559	2,44,942	97,040	48,036	34,405
Articles of stone and marble	202	133	252	154	74	58,333	61,921	60,224	48,454	42,321
Total of Stone and Marble	2,780	1,924	1,005	430	955	3,34,892	3,26,863	1,57,264	96,490	1,26,726

(a) Not available from 1929-30.
(b) Shown from 1929-30.

No. 12—continued
IMPORTS—continued

PRINCIPAL AND OTHER ARTICLES	QUANTITY					VALUE				
	1927-28	1928-29	1929-30	1930-31	1931-32	1927-28	1928-29	1929-30	1930-31	1931-32
ENGAL—continued						R	R	R	R	R
CALCUTTA—continued										
Textiles—continued										
Cotton—continued										
Manufactures—										
Blankets Lbs.	3,037,171	1,752,484	1,447,898	1,127,082	873,047	17,84,578	9,03,196	7,78,868	4,70,318	3,22,205
Canvas Yds.	298,308	310,688	175,111	223,001	194,003	2,42,668	2,51,628	2,13,459	2,34,526	1,80,257
Handkerchiefs and shawls in the piece—										
Handkerchiefs No.	3,274,323	1,647,775	3,028,949	1,592,480	525,520	2,85,370	1,45,921	2,80,907	1,10,088	42,068
Shawls "	292,379	316,016	192,030	92,304	679	5,09,012	4,47,424	3,32,601	1,61,139	1,632
Hosiery—										
Stocking and Socks Dozen pairs	441,573	543,424	492,602	389,114	199,750	9,19,290	9,32,649	7,67,283	5,65,650	2,45,666
Underwear Dozens	1,378,238	1,640,372	1,802,266	1,446,514	585,598	59,93,867	72,45,958	72,99,329	47,24,288	17,49,543
Other sorts Value	—	—	—	—	—	3,84,589	4,06,840	3,25,890	1,01,820	85,803
Lace and patent net Yds.	432,071	531,674	537,830	252,505	360,645	2,88,771	3,13,375	3,17,160	1,23,008	1,61,078
Piece goods—										
Grey (unbleached)—										
Plain Grey—										
Drills and Jeans Yds.	2,203,089	2,228,833	2,371,277	198,237	35,000	6,33,775	6,56,629	6,31,004	56,213	7,644
Flannels and Flannelettes—	5,023	—	2,064	6,439	—	1,315	—	1,170	1,022	—
Jaconets, including Madapollams, Mulls, and Cambrics "	40,094,130	32,121,180	13,507,353	2,907,520	1,486,683	93,44,114	76,35,958	27,60,098	4,20,848	1,57,542
Longcloth and Shirtings "	107,538,267	107,344,461	142,650,220	60,938,073	48,838,050	2,60,57,931	2,68,39,956	3,14,78,734	1,25,87,080	78,10,046
Sheetings "	2,580,767	1,010,620	1,672,057	184,330	20,000	6,84,184	2,72,252	4,22,028	48,044	4,098
T. cloth and Domestic "	41,896	49,300	82,800	38,400	—	9,132	9,183	12,200	5,100	—
Unspecified descriptions "	71,468	221,237	563,727	261,323	33,012	21,578	65,115	1,32,978	50,652	6,364
Total of Plain Grey "	152,534,630	142,976,140	180,849,498	70,634,411	50,413,354	3,67,52,009	3,40,73,003	3,54,47,317	1,31,76,159	79,87,404
Bordered Grey—										
Chadars "	737,426	1,087,135	925,459	292,730	5,457	2,01,649	2,77,420	2,53,528	65,599	847
Dhutis, Saris, and Scarves "	511,139,720	460,741,461	461,137,181	158,218,896	79,293,920	12,13,31,545	10,74,10,114	10,23,80,122	2,85,09,543	1,14,73,432
Total Bordered Grey "	511,877,146	461,778,596	462,062,640	158,511,676	79,299,377	12,15,33,104	10,76,06,534	10,23,33,650	2,86,35,142	1,14,74,329
Total of Plain and Bordered Grey "	664,411,776	604,754,736	622,912,138	229,046,087	129,712,731	15,82,85,203	14,26,69,627	13,80,80,967	4,18,11,301	1,04,61,823
White (bleached)—										
Chadars "	269,189	51,793	48,391	84,656	—	64,315	11,726	10,830	14,684	—
Checks, Spots, and Stripes "	699,795	795,297	922,233	320,374	212,599	2,34,156	3,11,515	2,34,896	93,000	70,405
Dhutis, Saris, and Scarves "	57,547,504	20,580,834	22,514,617	3,037,513	412,923	1,39,14,659	48,42,681	50,58,771	13,46,939	78,057
Drills and Jeans "	2,611,309	1,390,427	2,297,094	1,618,489	1,041,792	9,04,646	5,10,612	8,31,974	3,78,479	2,15,499
Flannel and Flannelettes "	4,090	4,700	13,800	9,400	10,882	1,955	1,075	3,330	1,760	2,223
Jaconets, Madapollams, Cambrics, and Mulls "	3,383,257	2,165,112	3,510,216	1,140,335	961,959	14,82,797	8,91,364	12,32,655	3,12,127	2,33,768
Lawns "	799,093	371,139	502,251	245,531	117,049	2,33,418	1,23,270	1,75,973	60,491	27,304
Longcloth and Shirtings "	15,438,079	13,980,111	12,946,216	7,560,045	3,926,465	47,92,004	41,89,960	37,85,149	18,04,337	17,88,752
Mulls "	48,100,031	39,890,839	33,094,121	12,609,031	14,778,757	1,13,50,402	93,77,209	82,59,904	24,20,763	24,82,577
Nainsooks "	52,913,389	40,600,747	32,409,929	14,973,790	13,324,339	1,06,95,882	88,53,388	64,13,936	26,05,576	18,40,410
Sheetings "	40,007	18,175	134,127	18,290	23,232	39,533	19,363	67,717	19,500	19,176
T. cloth and Domestic "	184	—	—	—	—	43	—	—	—	—
Twills "	5,317,201	5,264,029	4,852,951	2,241,696	1,198,932	20,41,966	20,95,160	17,04,844	5,00,390	3,16,923
Unspecified descriptions "	2,252,450	1,176,741	732,344	244,362	193,850	9,12,786	4,13,334	2,38,535	88,877	58,992
Total of White (bleached) "	189,376,083	126,298,994	113,934,290	49,104,112	41,203,279	4,72,83,612	3,11,45,627	2,81,38,614	97,22,313	71,45,261

TRADE AT CHIEF PORT
CALCUTTA

No. 12—continued
IMPORTS—continued

PRINCIPAL AND OTHER ARTICLES	QUANTITY					VALUE				
	1927-28	1928-29	1929-30	1930-31	1931-32	1927-28	1928-29	1929-30	1930-31	1931-32
BENGAL—continued CALCUTTA—continued Textiles—continued Cotton—continued Manufactures—continued Piece goods—continued Coloured, printed, or dyed— Printed goods— Cambrics, Madras, Mulls, and Jaconets . Yds.	1,576,116	545,470	713,383	660,877	179,265	3,77,959	1,47,704	2,04,241	1,40,282	52,460
Checks, Spots and Stripes	256,038	116,008	139,349	45,196	107,871	83,341	58,366	45,560	17,432	46,833
Drills and Jeans	7,102,692	7,557,044	7,595,904	5,138,860	4,889,906	20,44,378	17,58,214	18,65,976	9,63,429	7,40,243
Flannel and Flannelettes	4,105,449	4,217,769	1,643,229	2,023,823	2,113,006	11,73,463	10,99,637	3,90,452	3,79,887	4,03,806
Prints and Chints	13,281,211	11,614,702	10,629,983	8,276,071	4,223,798	33,44,554	24,02,835	27,12,603	16,71,910	7,53,521
Saris and Scarves	14,771,540	9,522,362	7,509,335	6,933,313	4,952,404	43,99,738	27,36,923	20,33,338	15,74,711	10,89,108
Sateens	667,142	755,661	552,552	274,219	193,327	2,97,379	3,77,732	2,44,376	81,417	66,220
Shirtings	2,523,637	2,035,654	3,407,137	1,933,246	4,639,281	6,78,966	5,54,317	7,32,533	3,34,374	6,25,737
Twills	1,922,108	929,018	1,003,949	345,057	322,845	6,10,323	2,90,531	2,44,446	70,604	64,736
Unspecified descriptions	3,190,867	2,339,994	841,679	455,434	412,071	10,20,927	7,79,472	2,89,939	1,46,781	1,00,742
Total of Printed Goods	49,398,860	39,733,632	34,142,000	26,116,701	22,036,372	1,45,31,538	1,02,55,831	88,13,510	53,80,327	39,30,076
Dyed Goods— Cambrics, including Madras, etc.	2,039,504	2,239,541	2,251,669	1,726,123	3,126,173	5,50,375	6,31,392	7,16,939	4,49,222	7,57,123
Checks, Spots and Stripes	1,435,188	1,519,300	1,245,924	1,227,907	630,042	7,10,463	7,65,195	6,35,339	4,21,115	1,79,221
Drills and Jeans	123,770	246,047	636,312	1,149,279	2,671,772	49,134	75,022	2,20,365	2,69,770	5,51,267
Flannels and Flannelettes	460,892	435,220	659,766	959,231	2,032,377	1,24,164	1,22,539	1,67,393	1,75,342	3,77,343
Italian cloth and Sateens	4,149,931	4,462,625	5,199,399	2,769,731	4,104,732	17,55,209	17,44,723	18,44,742	3,30,061	11,03,697
Lungis	11,520	193,033	5,292	46,395
Prints and Chints	56,637	..	1,320,231	18,371	..	3,27,543
Saris and Scarves	105,168	62,316	17,549	301,435	250,242	39,219	22,155	5,003	66,593	63,039
Shirtings	12,004,376	5,394,929	9,023,705	4,657,353	2,597,613	26,30,927	11,46,920	17,50,203	3,15,933	4,32,219
Twills	316,454	567,093	655,600	1,496,613	1,766,773	1,39,731	2,29,333	2,10,552	3,71,037	3,33,303
Woven Lungis and Sarongs	40,380	305,639	19,276	76,935
Unspecified descriptions	3,699,042	3,497,635	3,103,337	6,616,656	6,573,032	11,76,973	10,95,532	9,03,005	25,73,694	27,49,016
Total of Dyed Goods	24,339,625	18,425,259	22,350,473	21,016,733	26,072,049	71,77,395	58,33,416	64,73,512	60,47,395	70,52,216
Woven coloured goods— Cambrics, including Madras, etc.	2,104,770	1,636,790	1,463,363	301,972	105,214	10,27,697	7,61,973	5,63,293	1,34,495	50,920
Checks, Spots, and Stripes	2,665,326	4,455,627	6,497,400	2,692,304	724,111	14,31,177	20,23,135	23,16,634	6,65,361	1,62,133
Coatings and Trouserings, including Cashmeres, Serges and Tweeds	2,109,228	2,394,921	2,236,719	667,517	404,293	12,94,542	14,43,176	12,19,753	2,32,079	1,40,799
Dhuits	275,790	132,722	453,051	175,315	4,500	99,933	79,740	1,45,406	42,053	1,470
Drills and Jeans	13,552,565	8,493,954	15,532,333	2,993,733	903,144	34,62,676	22,25,733	35,71,736	5,51,390	1,50,135
Flannel and Flannelettes	3,920,663	2,151,321	2,600,674	711,123	135,526	11,32,362	5,97,741	5,34,655	1,30,999	34,066
Prints and Chints	114,273	..	23,531	33,693	..	4,573
Saris and Scarves	4,361,532	3,147,392	1,640,704	1,376,320	142,561	15,11,706	9,91,504	4,36,314	3,56,790	37,205
Shirtings	5,800,012	7,717,179	9,537,540	2,462,305	947,210	15,47,023	19,73,532	23,12,299	4,91,704	1,67,497
Twills	3,743,316	3,301,135	3,094,263	1,053,003	433,049	10,55,642	9,20,524	3,22,241	2,47,399	79,464
Lungis and Sarongs	2,332,943	2,921,333	3,093,542	1,352,517	170,927	14,57,291	13,33,373	17,43,464	5,00,129	46,651
Velvet and Velveteens	492,171	435,196	330,536	106,690	82,259	4,13,797	3,43,617	2,53,072	79,343	50,751
Unspecified descriptions	17,751,330	14,976,964	12,630,320	3,334,410	297,363	93,32,707	32,05,429	64,24,656	15,37,363	1,04,476
Total of Woven coloured piece goods	60,165,231	51,736,037	59,450,313	17,223,224	4,426,743	2,37,97,303	2,09,64,932	2,04,36,276	50,49,610	10,30,195
Total of Woven Coloured, Printed or Dyed	133,951,716	109,944,973	116,443,296	64,410,703	52,535,184	4,55,06,736	3,71,04,279	3,57,73,307	1,64,73,332	1,20,62,437
Fents of all descriptions (a)	736,534	735,537	1,753,546	—	—	2,16,133	2,10,654	4,60,150	—	—
Fents not more than 9 yards in length	—	—	—	510,901	1,060,335	—	—	—	99,711	1,62,230
Others	—	—	—	422,974	345,263	—	—	—	77,964	—
Total of Piece goods	938,326,109	841,764,245	855,093,270	343,500,732	224,362,272	25,12,46,634	21,11,30,137	20,24,33,033	6,31,39,621	3,33,93,210

(a) New sub-head opened from 1930-31.

No. 12—continued

IMPORTS—continued

PRINCIPAL AND OTHER ARTICLES	QUANTITY					VALUE				
	1927-28	1928-29	1929-30	1930-31	1931-32	1927-28	1928-29	1929-30	1930-31	1931-32
<i>BENGAL—continued</i>						R	R	R	R	R
<i>Calcutta—continued</i>										
<i>Textiles—continued</i>										
<i>Cotton—continued</i>										
<i>Manufactures—continued</i>										
Rope . . . Lbs.	138,493	57,929	80,486	42,400	25,737	1,80,415	71,669	94,925	45,084	22,739
Thread, sewing . . "	682,311	619,891	751,445	567,528	504,876	21,82,487	20,77,052	24,07,262	16,56,877	14,05,544
Other sorts of manufactures . . "	897,792	834,265	1,130,077	987,536	933,098	12,14,125	10,57,438	12,81,240	8,71,152	6,10,785
Total of Cotton manu- factures . . Value	—	—	—	—	—	26,52,11,840	22,49,83,837	21,65,31,660	7,72,62,480	4,38,65,760
Total of Cotton goods including twist and yarn . . . "	—	—	—	—	—	28,10,80,584	24,10,20,072	23,18,29,257	8,65,07,899	8,33,32,175
Total of Cotton raw and cotton goods including twist and yarn . . . "	—	—	—	—	—	28,10,80,957	24,10,84,706	23,14,90,701	8,70,84,495	5,83,32,253
<i>Flax—</i>										
Twist and yarn . Lbs.	7,068	19,220	904	16,885	32,228	8,322	22,517	1,302	19,376	27,384
<i>Manufactures—</i>										
Canvas . . Yds.	1,043,408	872,476	938,694	724,579	496,804	14,86,230	12,28,801	12,84,193	7,85,612	4,47,894
Piecegoods . . "	48,441	64,627	44,517	29,339	111,496	50,683	52,662	32,789	32,700	66,753
Thread, sewing . Lbs.	56,261	74,287	68,947	69,714	110,344	1,09,190	1,38,315	1,84,951	1,04,032	1,37,295
Othersorts . . "	256,038	266,781	201,871	142,185	100,059	4,61,069	4,57,524	4,57,344	2,55,442	1,59,062
Total of Flax manu- factures . . Value	—	—	—	—	—	21,07,172	19,76,802	18,59,277	11,77,836	8,10,944
Total of Flax. . "	—	—	—	—	—	21,15,494	18,99,319	18,60,579	11,97,212	8,38,278
<i>Haberdashery and Millinery—</i>										
Lace and embroi- dery . . . "	—	—	—	—	—	6,49,087	7,78,303	8,55,213	2,69,947	1,57,693
Towels not in the piece . . No.	261,314	317,962	418,620	169,304	78,432	79,031	1,15,528	91,008	86,335	13,588
Other sorts . Value	—	—	—	—	—	15,45,676	18,90,618	18,19,017	11,16,744	8,48,371
Total of Haberdashery and Millinery . . "	—	—	—	—	—	22,73,794	27,84,449	17,67,238	14,33,076	10,19,652
<i>Hemp—</i>										
Raw . . Cwts.	34,218	31,783	30,027	19,589	15,299	9,29,102	7,79,110	8,32,968	4,12,975	2,31,708
Manufactures . Value	—	—	—	—	—	1,24,574	21,238	58,744	58,827	21,191
Total of Hemp . . "	—	—	—	—	—	10,53,676	8,00,398	8,91,712	4,71,802	2,52,899
<i>Jute—</i>										
Raw . . Tons	27	11	17	1	4	3,352	4,672	5,324	752	871
Twist and yarn . Lbs.	10,308	4,886	7,221	11,690	2,637	4,316	1,408	3,209	4,517	2,397
<i>Manufactures—</i>										
Canvas . . Yds.	70,602	10,232	33,314	49,447	34,299	1,03,640	6,693	46,371	70,316	32,019
Gunny bags . No.	167,274	35,717	251,584	1,131,743	231,834	58,427	12,558	54,244	1,05,769	31,623
Gunny cloth . Yds.	3,280	3,317,271	39,734	323,002	7,197	678	2,26,016	14,493	29,861	525
Rope and twine . Cwts.	72	58	40	8	8	2,498	1,784	2,111	633	29
Othersorts . . "	3,222	6,715	3,545	2,280	990	1,01,632	99,630	81,956	65,868	44,078
Total of Jute manu- factures . . Value	—	—	—	—	—	2,66,370	3,46,681	1,99,175	3,32,447	1,08,274
Total of Jute . . "	—	—	—	—	—	2,75,038	3,52,761	2,07,708	3,37,716	1,12,042
<i>Silk—</i>										
Raw . . Lbs.	..	44	300	5,360	2,136	..	294	6,315	21,991	11,950
Waste . . "	1,323	506	50	4,580	965	300
Silk yarns, nolls, and warps . . "	157,248	131,957	403,615	223,909	155,411	3,88,276	4,24,002	5,63,826	5,90,959	4,82,217
<i>Manufactures—</i>										
Goods of silk mixed with other materials Yds.	139,150	148,147	258,429	1,222,247	1,130,348	2,27,697	2,29,370	2,13,333	5,01,393	4,41,638
Piecegoods . . "	567,338	631,931	1,239,964	1,330,386	1,525,933	8,85,158	8,78,905	11,04,401	13,82,492	10,77,235
Thread, sewing . Lbs.	4,154	792	1,580	6,276	4,736	68,371	14,317	15,486	68,360	51,567
Other sorts . . "	26,278	11,835	11,266	20,362	21,391	1,82,611	1,19,559	70,239	76,059	1,00,377
Total of Silk manu- factures . . Value	—	—	—	—	—	13,62,337	12,42,151	14,08,614	20,88,294	16,70,317
Total of Silk . . "	—	—	—	—	—	17,53,193	16,67,412	19,83,765	27,01,244	21,65,034

TRADE AT CHIEF PORT
CALCUTTA

(58)

No. 12—continued
IMPORTS—continued

PRINCIPAL AND OTHER ARTICLES	QUANTITY					VALUE				
	1927-28	1928-29	1929-30	1930-31	1931-32	1927-28	1928-29	1929-30	1930-31	1931-32
						R	R	R	R	R
BENGAL—continued										
CALCUTTA—continued										
Textiles—continued										
Wool—										
Raw . . . Lbs.	1,186,718	2,126,391	1,900,847	1,413,061	2,478,549	12,19,007	21,71,992	18,06,499	8,72,224	12,60,371
Yarn and knitting wool (a) . . . "	335,000	264,262	—	—	—	7,74,008	6,00,391	—	—	—
Worsted yarn for weaving . . . "	—	—	88,265	127,440	105,653	—	—	2,32,370	2,16,491	1,36,011
Knitting wool manufactures—	—	—	117,552	87,966	89,240	—	—	3,37,713	2,58,098	2,28,111
Blankets (a) . . . "	427,891	2,131,434	—	—	—	2,88,703	20,05,557	—	—	—
Blankets and rugs other than floor rugs . . . "	—	—	1,790,830	1,338,788	1,108,217	—	—	16,06,456	18,68,422	7,26,731
Brands . . . "	5,976	4,198	10,743	4,475	2,060	20,569	16,304	41,685	11,250	6,291
Carpets and rugs . . . "	965,758	84,532	343,654	47,648	35,507	13,45,812	2,83,300	4,18,384	1,06,074	63,361
Hosiery . . . "	88,948	125,248	148,354	62,221	33,475	4,31,413	5,02,984	6,69,532	2,51,252	1,55,721
Piecegoods } . Yds.	2,692,694	2,739,674	2,059,909	1,672,751	1,077,185	46,42,533	42,13,530	35,70,742	24,12,581	13,82,001
Shawls . . . No.	399,862	326,534	303,653	170,230	90,427	16,72,741	14,07,115	13,05,042	6,22,371	2,78,141
Other sorts . Lbs.	22,073	33,178	65,559	50,284	27,888	41,779	68,198	1,59,995	73,516	40,341
Total of Wool manufactures . Value	—	—	—	—	—	84,48,509	86,82,488	78,31,835	51,36,066	26,53,121
Total of Wool . . . "	—	—	—	—	—	1,04,36,614	1,14,04,871	1,02,07,417	84,80,874	42,75,621
Artificial silk—										
Artificial silk yarn . Lbs.	192,094	233,152	1,26,309	121,381	82,260	3,95,438	4,19,610	1,89,940	1,55,209	84,331
Piecegoods of cotton and artificial silk (b) . Yds.	13,463,831	8,059,899	9,123,972	—	—	88,27,332	48,92,987	48,84,535	—	—
Piecegoods made entirely of artificial silk . . . "	—	—	—	3,445,147	8,853,475	—	—	—	14,06,929	26,00,771
Piece goods made of Cotton and artificial silk . . . "	—	—	—	4,876,760	1,940,388	—	—	—	18,59,578	6,89,231
Other sorts . Value	—	—	—	—	—	3,77,233	3,31,058	7,24,821	4,12,408	2,81,431
Other Textiles—										
Manufactured . . . "	—	—	—	—	—	24,378	23,989	931	1,418	..
Tobacco—										
Unmanufactured . Lbs.	1,904,076	3,145,156	1,924,254	251,629	1,114,252	13,66,189	27,27,445	16,73,524	2,15,650	10,19,041
Manufactured—										
Cigars . . . "	16,256	15,459	18,354	15,509	9,493	1,01,233	85,304	85,819	78,354	45,781
Cigarettes { . . . "	1,899,918	1,947,649	2,364,630	1,185,240	686,808	76,01,932	78,66,138	94,51,586	43,82,626	22,12,511
No.	767,038,441	792,349,352	986,981,931	473,734,100	288,804,220					
Tobacco for pipes and cigarettes . Lbs.	139,674	122,881	126,452	93,607	76,409	9,71,412	8,46,241	8,83,957	6,41,518	6,11,691
Other sorts . . . "	2,194	168	605	6,539	8,810	3,078	289	1,245	20,471	40,251
Total of Tobacco . . . "	3,962,118	5,231,313	4,434,295	1,552,674	1,895,772	1,00,43,839	1,15,25,417	1,20,96,131	53,44,619	39,20,321
Tollet requisites (not specified elsewhere) . Value	—	—	—	—	—	18,43,112	18,50,942	21,85,429	16,10,399	13,43,501
Toys and requisites for games and sports including fishing tackle—										
Toys "	—	—	—	—	—	10,98,095	14,17,220	14,71,626	8,09,225	6,71,994
Requisites for games and sports (excluding firearms, etc.)—										
Playing Cards . . . "	—	—	—	—	—	4,14,027	2,50,619	3,25,443	3,36,230	2,50,755
Other sorts . . . "	—	—	—	—	—	4,73,515	3,99,441	4,02,228	3,38,965	3,99,801
Total of Toys . . . "	—	—	—	—	—	19,85,637	20,67,280	21,99,297	15,44,420	12,16,546
Umbrellas and Umbrella fittings—										
Umbrellas, complete, including parasol and sunshades . . . No.	44,439	79,685	35,704	4,536	4,726	97,886	1,89,855	77,627	11,738	9,241
Umbrella fittings . Value	—	—	—	—	—	32,38,488	26,97,049	20,74,425	15,90,227	18,44,976
Total of Umbrellas, etc.	—	—	—	—	—	33,36,374	28,86,404	21,52,052	16,04,965	18,54,217

(a) New Sub-heads opened from 1929-30.
(b) " " " " 1930-31.

No. 12—continued
IMPORTS—continued

PRINCIPAL AND OTHER ARTICLES	QUANTITY					VALUE				
	1927-28	1928-29	1929-30	1930-31	1931-32	1927-28	1928-29	1929-30	1930-31	1931-32
BENGAL—continued										
CALCUTTA—continued										
Vehicles, excluding locomotives, etc., for Railways— Carriages and carts not mechanically propelled and parts thereof (excluding Railway carriages, trucks, etc.)—										
Carriages and carts not mechanically propelled (excluding Railway carriages, trucks, etc.) No.	1,396	1,085	1,227	581	649	2,31,443	1,67,869	1,97,391	1,46,225	1,25,078
Parts of carriages and carts (excluding rubber tyres) . . . Value	—	—	—	—	—	3,01,539	3,32,024	3,26,193	1,85,598	1,24,375
Perambulators and children's go-carts . . . No.	1,789	2,397	1,803	1,612	1,530	49,888	67,588	53,085	38,449	38,446
Parts of perambulators and children's go-carts Value	—	—	—	—	—	529	436	444	1,033	1,315
Total of Carriages and Carts . . .	—	—	—	—	—	5,83,379	5,67,917	5,77,113	3,70,005	2,84,214
Cycles (other than motor cycles) and parts thereof and accessories—										
Cycles imported entire or in sections . . . No.	55,700	60,259	56,875	18,318	15,007	28,85,628	27,87,489	23,71,261	7,16,363	5,40,228
Parts of cycles and accessories (excluding rubber tyres) . . . Value	—	—	—	—	—	22,84,916	23,33,913	21,11,244	20,90,589	16,21,203
Total of Cycles, etc. . .	—	—	—	—	—	51,70,542	51,21,402	44,82,505	28,06,952	21,61,430
Mechanically propelled vehicles (excluding railway locomotives and tractors)—										
Aircraft . . . No.	2	..	7	2	2	21,603	..	50,794	22,223	27,576
Parts of aircraft . . . Value	—	—	—	—	—	20,407	39,693	4,550	43,270	4,567
Carriages and parts for Railways (a) . . .	—	—	—	—	—	—	35,78,300	57,27,686	29,88,378	15,71,513
Wagons and parts for Railways (a) . . .	—	—	—	—	—	—	36,74,006	39,14,937	42,78,902	18,20,316
Motor cars (including taxi cabs) . . . No.	4,921	5,554	3,229	3,080	1,783	1,07,51,931	1,15,76,511	77,06,878	65,87,082	38,36,871
Motor cycles (including scooters) . . .	815	583	643	483	285	4,40,203	3,23,674	3,59,490	2,68,509	1,23,236
Motor omnibuses, motor vans, and motor lorries . . .	1,910	2,348	2,468	1,083	439	33,38,058	42,43,183	53,82,050	22,42,109	7,23,721
Tram Cars	2	42,817
Parts of mechanically propelled vehicles and accessories, other than of aircraft (excluding rubber tyres) . . . Value	—	—	—	—	—	31,52,802	30,72,123	27,84,502	23,77,830	19,05,178
Total of Mechanically propelled Vehicles, etc. . .	—	—	—	—	—	1,77,25,054	2,65,07,487	2,58,91,847	1,87,58,321	1,01,15,795
Ships, parts of (including launches and boats) . . .	—	—	—	—	—	9,44,093	10,77,846	2,11,930	4,85,583	2,728
Total of Vehicles, excluding locomotives, etc., for railways . . .	—	—	—	—	—	2,44,23,088	3,32,74,652	3,11,63,445	2,24,19,301	1,25,04,167
Wax of all kinds other than paraffin wax (excluding candles) . . . Cwts.	2,284	2,980	1,260	1,029	2,669	71,898	74,864	52,205	42,125	44,763
Wood and Timber—										
Timber other than railway sleepers—										
Deal and pine wood . . . C. Tons	5,492	1,948	4,393	757	0	5,39,527	1,53,910	3,58,259	61,301	1,009
Jarrah wood . . .	1,497	1,779	177	1,08,451	2,02,595	27,295
Teak wood	30	43	..	2	..	5,889	7,815	..	1,130
Firewood . . . Tons	420	556	565	592	700	6,301	8,847	8,406	8,903	7,818
Sleepers of wood for Railways (a) . . .	—	396	—	—	54,235	39
Other kinds of wood and timber. Value	—	—	—	—	—	9,57,604	11,11,388	14,35,430	18,11,078	10,23,662
Manufactures of wood, other than furniture and cabinet-ware . . .	—	—	—	—	—	5,63,155	6,68,145	9,62,178	7,81,031	4,42,304
Total of Wood and Timber . . .	—	—	—	—	—	22,35,038	24,04,504	27,98,931	26,62,978	14,76,549
Postal articles not specified . . .	—	—	—	—	—	1,05,38,449	1,12,58,083	1,04,50,657	91,32,360	80,24,834

(a) Recorded under Railway plant and rolling stock, prior to 1928-29.

TRADE AT CHIEF PORT
CALCUTTA

(60)

No. 12—continued
IMPORTS—continued

PRINCIPAL AND OTHER ARTICLES	QUANTITY					VALUE				
	1927-28	1928-29	1929-30	1930-31	1931-32	1927-28	1928-29	1929-30	1930-31	1931-32
BENGAL—continued						₹	₹	₹	₹	₹
CALCUTTA—continued										
All other articles of merchandise—										
Unmanufactured . Value	—	—	—	—	—	61,282	1,01,507	77,314	27,191	17,363
Manufactured . "	—	—	—	—	—	7,00,071	6,69,969	6,55,126	3,39,689	2,61,998
Total of all other articles; . "	—	—	—	—	—	7,61,353	7,71,476	7,32,440	3,66,880	2,79,361
GRAND TOTAL IMPORTS "	—	—	—	—	—	88,59,24,784	86,65,93,204	81,30,75,265	49,86,17,433	38,84,07,087

GOVERNMENT STORES

PRINCIPAL AND OTHER ARTICLES	QUANTITY					VALUE				
	1927-28	1928-29	1929-30	1930-31	1931-32	1927-28	1928-29	1929-30	1930-31	1931-32
Apparel (including drapery, uniforms, accoutrements, but excluding hosey and boots and shoes) Value	—	—	—	—	—	2,43,007	2,67,009	2,12,981	1,99,520	1,60,290
Arms, ammunition, and military stores—										
Fire-arms and parts thereof . . . "	—	—	—	—	—	9,40,772	20,91,314	15,65,491	13,08,108	4,26,530
Other sorts . . . "	—	—	—	—	—	157	8,39,471	1,36,056	1,04,701	76,687
Total of Arms, etc. . . "	—	—	—	—	—	9,40,929	24,30,785	17,01,547	14,12,809	5,03,217
Books, printed, and printed matter (not being stationery) including maps and charts . . . "	—	—	—	—	—	1,33,729	2,10,520	2,34,545	1,80,186	2,00,599
Building and Engineering materials, other than of iron, steel, or wood—										
Bricks and tiles—										
Fire bricks . . . No.	53,140	..	6,300	630	..	19,127	..	23,913	802	..
Other sorts (including pipes of earthenware) . . . Value	—	—	—	—	—	1,971	1,426	3,136	454	2,714
Total of Building, etc. . . "	—	—	—	—	—	21,098	1,426	27,049	1,256	2,714
Chemicals . . . "	—	—	—	—	—	1,14,284	1,84,097	1,33,050	1,23,799	1,08,247
Drugs, Medicines, and Narcotics—										
Drugs—										
inchona bark . Lbs.	155,569	65,830	72,827	57,049
Quinine salts—										
Quinine hydrochloride or dihydrochloride . . . "	4	12	11	31	79	396	524	369	538	102
Others . . . "	11	12	6	18	66	283	347	246	358	1,265
Other sorts of drugs; [Value	—	—	—	—	—	47,956	30,984	29,460	37,081	39,011
Medicines and narcotics . . . "	—	—	—	—	—	—	16	894	2,493	2,731
Total of Drugs, etc. . . "	—	—	—	—	—	1,21,462	88,620	30,968	40,520	43,160
Earthenware and Porcelain—										
Earthenware including pipes . . . Value	—	—	—	—	—	12,806	2,071	19,356	8,212	7,419
Porcelain . . . "	—	—	—	—	—	15,123	9,495	20,773	15,009	1,660

No. 12—continued

IMPORTS—continued

GOVERNMENT STORES—continued

PRINCIPAL AND OTHER ARTICLES	QUANTITY					VALUE				
	1927-28	1928-29	1929-30	1930-31	1931-32	1927-28	1928-29	1929-30	1930-31	1931-32
BENGAL—continued						R	R	R	R	R
CALCUTTA—continued										
Glass and Glassware . Value	—	—	—	—	—	71,516	65,916	73,811	81,680	43,502
Hardware and Cutlery including agricultural implements and plated ware . "	—	—	—	—	—	4,87,686	5,72,781	1,98,826	1,77,207	1,18,962
Instruments, Apparatus, and Appliances, and parts thereof . "	—	—	—	—	—	12,16,830	10,11,778	7,37,836	6,16,407	9,24,039
Leather—										
Unwrought . . Cwts.	4	3	1	9	3	3,584	1,023	1,076	3,810	2,835
Manufactures—										
Saddlery and harness Value	—	—	—	—	—	36	2,858
Other sorts (excluding boots and shoes) . "	—	—	—	—	—	6,821	17,565	19,832	10,460	10,968
Total of Leather . "	—	—	—	—	—	9,941	19,122	20,908	14,270	16,161
Machinery and Mill-work—										
Locomotive engines and parts thereof for railways (a) . "	—	—	—	—	—	—	45,27,060	90,18,723	62,95,030	11,47,839
Steam-engines and parts (other than locomotives) . "	—	—	—	—	—	23	..	30,560	15,478	..
Other sorts of machinery . . "	—	—	—	—	—	11,96,601	33,11,236	63,36,455	20,24,660	8,61,252
Total of Machinery, etc. . "	—	—	—	—	—	11,96,624	78,38,296	1,54,35,738	83,85,168	20,09,001
Metals and Ores—										
Brass, Bronze and similar alloys and manufactures thereof—										
Wrought . . Cwts.	638	45	33	30	6	27,685	3,278	2,307	1,974	416
Copper—										
Unwrought . . "	34,007	20,004	25,014	12,002	1	14,14,251	9,05,059	14,43,105	4,26,087	47
Wrought . . "	9,807	1,547	382	7,849	356	4,44,523	1,02,297	15,969	3,40,749	18,476
Total of Copper . . "	43,814	21,551	25,396	19,851	357	18,58,774	10,07,356	14,59,184	7,66,836	18,523
Iron—										
Pig . . . Tons	7,034	3,140	1,599	..	10	5,33,972	3,16,027	1,16,712	..	1,236
Manufactures—										
Angle and tee, bolt, and rod . "	48	22	50	..	10	10,769	2,020	6,545	..	1,146
Bars and channels . "	90	72	24	27,390	19,346	7,627	173	..
Total of Iron . . "	7,172	3,234	1,673	..	20	5,72,131	2,38,293	1,80,884	173	2,432
Steel—										
Bars and channels . "	618	847	217	818	..	1,42,597	1,16,290	44,228	73,000	..
Cast . . . "	85	497	9	..	2	27,010	72,843	9,975	2,018	2,730
Total of Steel . . "	903	1,344	226	818	2	1,70,507	1,88,633	54,203	75,108	2,730
Iron or Steel—										
Anchors and cables . . "	85	7	..	47,227	3,022	..
Hoops and strips . "	62	16	24	15	3	14,455	4,023	7,367	2,244	811
Nails, screws, rivets, and washers . "	144	171	44	..	2	26,996	34,257	11,676	443	1,665
Bars and fish-plates of steel or iron . "	10,119	22	2,097	7	..	11,50,128	3,854	2,58,927	1,200	..
Sheets and plates (including galvanized and tinned plates) . "	536	84	10	39	..	93,755	20,575	4,156	13,550	212
Wire . . . "	1,875	690	358	3,11,655	1,42,130	66,695	1,326	311
Other manufactures of iron or steel . "	5,725	7,796	2,061	423	391	11,03,166	14,92,503	4,61,937	98,112	82,147
Total of Iron or Steel . . "	18,596	8,779	4,694	541	396	28,37,382	16,97,359	8,05,758	1,19,902	85,146
Lead—										
Pig . . . Cwts.	20	208
Other sorts . . "	10	1	12	186	175	238
Total of lead . . "	10	1	12	..	20	186	175	238	..	208

TRADE AT CHIEF PORT
CALCUTTA

(62)

No. 12—continued
IMPORTS—continued

GOVERNMENT STORES—continued

PRINCIPAL AND OTHER ARTICLES	QUANTITY					VALUE				
	1927-28	1928-29	1929-30	1930-31	1931-32	1927-28	1928-29	1929-30	1930-31	1931-32
						₹	₹	₹	₹	₹
BENGAL—continued										
CALCUTTA—continued										
Metals and Ores—continued										
Tin—										
Unwrought (blocks, ingots, bars and slabs) . . . Cwts.	5,614	1,071	5,370	3,407	2,060	11,23,398	1,64,458	6,75,800	3,20,914	2,49,655
Zinc or Spelter—										
Wrought or manufactured . . . "	1,080	675	8	2,040	..	26,255	21,582	200	23,664	..
Metals and ores, un- enumerated . . . "	14,055	718	7,170	6,724	377	3,14,637	30,770	1,92,716	1,04,660	8,402
Total of Metals and Ores Value	—	—	—	—	—	69,35,955	33,51,898	38,20,804	14,16,231	3,01,511
Paper and Pasteboard—										
Paper—										
Printing paper . . . Cwts.	889	1,019	982	1,658	1,496	33,901	57,900	41,131	1,00,307	94,512
Writing paper and envelopes . . . "	1,444	1,941	2,619	4,484	2,358	1,13,282	1,33,099	1,44,061	1,73,039	1,73,338
Other kinds of paper . . . "	5,688	8,516	5,773	11,193	2,851	1,47,320	2,46,439	2,17,738	1,94,495	76,394
Pasteboard, mill-board, and cardboard of all kinds . . . "	..	11	47	38	106	..	1,449	1,185	3,510	5,715
Total of Paper, etc.	8,021	11,487	9,421	17,441	6,772	2,99,509	4,39,537	4,04,065	4,71,351	3,48,959
Printing and litho- graphing materials (excluding paper) . . . Value	—	—	—	—	—	2,19,408	1,36,725	54,623	44,662	36,525
Railway plant and rolling-stock—*										
Carriages and wagons and parts thereof—										
Carriages and parts thereof . . . Value	—	—	—	—	—	82,87,531	—	—	—	—
Wagons and parts thereof . . . "	—	—	—	—	—	9,65,968	—	—	—	—
Locomotive engines and tenders and parts thereof . . . "	—	—	—	—	—	33,29,279	—	—	—	—
Materials for construction—										
Sleepers and keys of iron or steel . . . Tons	7,901	—	—	—	—	3,68,773	—	—	—	—
Other sorts . . . "	779	—	—	—	—	2,31,200	—	—	—	—
Total of Railway plant, etc. Value	—	—	—	—	—	1,36,82,751	—	—	—	—
Stationery (excluding paper) . . . "	—	—	—	—	—	11,86,111	1,63,844	1,34,493	1,24,095	2,00,299
Telegraphs, materials for construction of . . . "	—	—	—	—	—	45,302	76,576	4,521	67	4,248
Textiles—										
Cotton—										
Manufactures—										
Piecegoods—										
Grey (unbleached) Yds	11,088	..	4,470	..	20	8,221	..	3,435	..	49
White (bleached) . . . "	20,515	6,834	12,485	43,892	100,838	10,762	4,081	2,803	5,322	8,951
Coloured, printed, or dyed . . . "	264,811	358,799	94,910	537,790	77,685	2,39,498	2,61,039	93,988	2,02,950	45,378
Other sorts of manufactures (including handkerchiefs and shawls in the piece) . . . Value	—	—	—	—	—	2,40,154	1,36,321	95,406	96,126	6,478
Total of Cotton manufactures	—	—	—	—	—	5,04,686	4,01,441	1,95,627	3,04,398	60,856

* Discontinued from 1928-29 and shown under respective articles they are made of.

No. 12—continued

IMPORTS—concluded

GOVERNMENT STORES—concluded

PRINCIPAL AND OTHER ARTICLES	QUANTITY					VALUE				
	1927-28	1928-29	1929-30	1930-31	1931-32	1927-28	1928-29	1929-30	1930-31	1931-32
ENGAL—continued						R	R	R	R	R
CALCUTTA—continued										
Textiles—continued										
Flax—										
Manufactures—										
Canvas . . . Yards	334,877	237,959	195,261	423,832	94,016	5,17,121	4,35,183	3,05,160	6,01,022	55,970
Piece goods . . . "	161,705	78,439	50,113	51,505	..	1,03,346	42,219	41,026	27,140	..
Other sorts (including bags and sacks) . . . Value	—	—	—	—	—	18,065	63,501	17,166	9,952	7,577
Total of manufactures . . . "	—	—	—	—	—	6,38,532	5,40,993	3,63,352	6,39,014	63,547
Wool—										
Manufactures—										
Piece goods . . . Yards	1,402,584	499,952	818,571	324,465	177,378	23,92,014	9,13,143	11,28,064	4,65,087	2,13,761
Other sorts . . . Lbs.	28,422	9,774	3,334	8,378	3,808	51,120	23,845	13,187	38,024	9,117
Total of Wool manufactures . . . Value	—	—	—	—	—	29,43,134	9,36,988	11,42,151	5,03,111	2,22,878
Articles, excluding locomotives, etc., for railways—										
Carriages and carts (excluding railway carriages) and parts thereof . . . Value	—	—	—	—	—	1,20,433	10,434	1,713	3,336	..
Carriages and parts thereof for railways (a) . . . "	—	—	—	—	—	—	17,39,543	12,46,750	8,22,805	7,97,913
Wagons and parts thereof for railways (a) . . . "	—	—	—	—	—	—	8,14,097	7,54,629	97,792	..
Ships, parts (including Launches and Boats) . . . "	—	—	—	—	—	8,368
Other sorts . . . "	—	—	—	—	—	146	4,432	50,263
Total of Principal Stores . . . "	—	—	—	—	—	3,11,42,300	2,12,94,082	2,64,69,762	1,59,40,432	62,89,302
All other articles—										
Unmanufactured . . . "	—	—	—	—	—	16,01,375	11,39,531	14,02,154	12,52,831	16,14,394
Manufactured . . . "	—	—	—	—	—	8,61,323	5,05,497	4,43,988	4,32,406	3,35,025
GRAND TOTAL OF GOVERNMENT STORES . . . "	—	—	—	—	—	3,36,04,928	2,39,39,110	2,83,16,904	1,73,25,669	82,39,821

EXPORTS

INDIAN MERCHANDISE

PRINCIPAL AND OTHER ARTICLES	QUANTITY					VALUE				
	1927-28	1928-29	1929-30	1930-31	1931-32	1927-28	1928-29	1929-30	1930-31	1931-32
ENGAL—						R	R	R	R	R
CALCUTTA—										
Animals, living—										
Cattle (excluding sheep and goats) . . . No.	282	204	151	147	110	37,673	36,955	29,975	23,405	16,854
Horses . . . "	10	..	1	15,500	..	300
Sheep and goats . . . "	44,255	47,956	42,749	28,625	9,674	5,71,560	5,06,863	5,58,710	3,67,550	1,26,059
Other kinds . . . "	93,037	66,476	36,781	20,944	47,259	1,17,829	91,277	70,599	73,323	57,254
Total of Animals living . . . "	137,574	114,636	79,721	58,716	57,044	7,26,962	7,25,095	6,74,784	4,64,283	2,01,367
Apparel (excluding hosiery and boots and shoes)—										
Apparel (including drapery, uniforms, and accoutrements) . . . Value	—	—	—	—	—	18,66,055	13,80,312	20,70,097	13,48,139	8,30,939
Arts, work of . . . "	—	—	—	—	—	11,917	11,245	18,979	1,07,070	7,691
Bones for manufacturing purposes . . . tons	24,654	27,431	37,534	31,850	31,076	24,79,573	27,58,004	36,14,456	31,73,655	30,38,056
Books, printed, and printed matter (not being stationery including maps and charts) . . . Cwts.	246	315	3,278	1,223	521	53,796	78,659	1,38,544	73,989	37,239
Boots and shoes . . . Pairs	63,711	62,437	74,400	50,501	45,048	1,50,172	1,54,447	1,75,514	1,27,321	1,05,587
Bristles . . . Cwts.	1,542	1,346	1,146	704	677	7,63,468	6,59,010	7,58,424	2,98,251	3,14,596

(a) Recorded under Railway plant and rolling stock prior to 1928-29.

TRADE AT CHIEF PORT
CALCUTTA

(64)

No. 12—continued
EXPORTS—continued

INDIAN MERCHANDISE—continued

PRINCIPAL AND OTHER ARTICLES	QUANTITY					VALUE				
	1927-28	1928-29	1929-30	1930-31	1931-32	1927-28	1928-29	1929-30	1930-31	1931-32
						R	R	R	R	R
BENGAL—continued										
CALCUTTA—continued										
Building and Engineering materials, other than iron, steel or wood—										
Bricks No.	166,476	65,025
Other kinds	—	—	—	—	—	39,000	34,260	32,080	49,511	10,048
Total	—	—	—	—	166,476	39,000	34,260	32,080	49,511	75,073
Canes and Rattans . Cwts.	386	120	21,858	6,419
Chemicals and chemical preparations (excluding chemical manures and medicines)—										
Potassium compounds—										
Saltpetre Cwts.	86,441	90,285	65,463	68,258	116,673	9,70,359	9,64,423	6,60,324	5,71,475	9,06,462
Other sorts	1,000	8,500	..
Soda compounds—										
Borax	1,174	1,422	1,750	837	1,182	33,322	50,153	32,003	16,006	21,533
Other sorts of chemicals . Value	—	—	—	—	—	29,152	71,690	71,535	31,074	2,50,439
Total of Chemicals, etc.	—	—	—	—	—	10,41,833	10,66,765	7,64,762	6,27,055	11,78,234
Coal and coke—										
Coal	631,115	638,774	635,063	427,911	514,943	75,71,799	71,81,968	71,56,108	48,99,010	54,46,828
Coke	3,021	2,472	2,262	1,427	1,328	64,773	49,920	39,475	25,573	37,063
Total of Coal and Coke	634,136	641,246	637,325	429,338	516,271	76,36,572	71,81,888	71,95,583	49,24,583	54,83,891
Coir	125	71	189	118	66	60,315	36,042	62,099	28,048	25,360
Cordage and rope of vegetable fibre (excluding jute and cotton) Cwts.	32,280	35,317	31,426	22,475	18,679	10,32,734	10,09,683	9,15,666	617,039	4,51,732
Drugs and Medicines (excluding chemicals and narcotics)—										
Nux Vomica (Strychnia)	30,678	11,501	14,247	6,596	6,411	1,15,144	73,999	1,01,562	42,134	30,215
Other sorts Value	—	—	—	—	—	12,48,545	18,67,153	21,54,390	1,33,091	8,29,520
Total of Drugs, etc.	—	—	—	—	—	13,63,689	19,41,152	22,56,452	2,25,225	8,59,735
Dyeing and Tanning Substances—										
Cutch and Gambier Cwts.	5,154	7,298	5,198	5,560	3,292	98,883	1,31,736	95,954	92,663	42,737
Indigo	1,368	628	537	558	554	4,06,044	1,73,342	1,64,672	1,66,416	1,51,049
Myrobalans	964,361	665,034	459,057	451,437	549,915	66,22,849	45,81,052	33,44,394	32,59,903	29,84,050
Myrobalan Extracts	59,594	49,258	25,395	10,165	3,731	3,23,567	7,44,063	3,33,418	1,29,935	41,766
Safflower	1,900	1,546	1,692	1,329	1,969	47,293	35,059	37,526	35,453	47,957
Turmeric	2,739	2,473	1,427	2,061	1,636	37,390	42,441	24,952	29,302	20,235
Other sorts (including lac-dye)	5,612	3,137	2,297	1,274	710	44,457	34,668	14,338	7,346	5,294
Total of Dyeing, etc.	1,041,223	728,379	495,603	473,334	561,857	80,75,933	57,42,366	40,15,304	37,21,518	32,93,733
Earthenware and Porcelain (including pipes of earthenware) . Value	—	—	—	—	—	15,000	5,323	22,500	49,455	1,17,004
Fibre for brushes and brooms Tons	2,143	46	54	36,000	12,350	15,000
Fish (excluding Canned Fish) Cwts.	254	373	340	223	210	13,247	14,935	21,225	11,637	16,032
Fodder, Bran, and Pollards (excluding oil-cake)—										
Other sorts of bran and pollards Tons	3,354	2,947	3,410	1,997	1,994	3,84,410	3,21,946	3,35,529	1,48,740	1,14,364
Other sorts of fodder	1,958	2,439	2,320	320	1,166	1,34,433	1,08,335	1,33,733	97,352	78,196
Total of Fodder, etc.	5,312	5,386	5,730	2,317	3,160	5,18,843	4,30,281	4,74,317	2,46,092	1,92,560

No. 12—continued
EXPORTS—continued

INDIAN MERCHANDISE—continued

PRINCIPAL AND OTHER ARTICLES	QUANTITY					VALUE				
	1927-28	1928-29	1929-30	1930-31	1931-32	1927-28	1928-29	1929-30	1930-31	1931-32
BENGAL—continued										
CALCUTTA—continued										
Fruits and Vegetables—										
Fresh fruits and vegetables—										
Fresh fruits Value	—	—	—	—	—	15,082	9,824	16,091	3,628	2,475
Fresh Vegetables of all kinds Value	—	—	—	—	—	57,781	86,817	12,290	33,972	12,312
Fruits and vegetables: dried, salted or preserved, all sorts Tons	2,509	3,229	3,199	1,942	1,881	5,24,958	6,78,667	5,21,000	2,58,450	2,49,965
Total of Fruits and Vegetables Value	—	—	—	—	—	5,97,721	7,75,318	5,49,981	2,96,043	2,64,752
Furniture and Cabinet ware Value	—	—	—	—	—	20,584	14,076	14,928	10,542	10,989
Grain, Pulse and Flour—										
Barley Tons	1,962	7,064	60	4	61	2,21,507	7,43,763	10,133	841	4,120
Jowar and Bajra. "	3	1	1	1,152	698	666	192	156	60,705	36,428
Maize "	12	10	9	12	19	2,755	2,611	2,449	2,489	2,848
Oats "	642	729	368	54	194	1,23,819	1,18,760	71,148	9,040	26,375
Pulse—										
Beans "	1	..	1	..	1	350	..	612	60	165
Gram "	230	174	346	317	186	41,100	36,062	58,396	48,797	21,219
Lentils "	6,491	2,162	4,468	4,875	1,295	9,58,487	3,85,934	7,73,793	5,82,904	1,51,149
Pulse, other sorts "	39,046	23,533	26,035	23,444	22,803	64,11,961	49,55,110	48,26,372	36,29,631	27,12,922
Rice in the husk "	8	8	6	51	14	1,154	866	788	4,197	1,292
Rice, not in the husk "	126,883	108,684	120,021	118,855	138,178	2,77,07,137	2,27,17,436	2,39,07,258	1,88,37,541	1,57,87,259
Wheat "	421	1,528	117	137	177	83,760	2,36,210	20,784	19,606	20,292
Wheat flour "	2,065	2,058	2,612	2,681	2,222	4,08,145	4,16,007	4,96,243	3,87,890	2,58,494
Other sorts "	24	2	1	1	1	4,328	390	336	260	162
Total of Grain, etc. Value	177,788	149,148	154,046	154,538	150,849	3,59,64,814	2,96,18,885	3,01,67,468	2,34,38,461	1,90,23,720
Gums and Resins—										
Resin Cwts.	3,107	6,135	4,078	615	11,352	49,775	85,359	56,773	8,695	1,54,904
Other sorts "	1,225	100	123	104	142	21,043	3,382	9,335	4,908	2,981
Total of Gums and Resins Value	4,332	6,235	4,201	719	11,494	70,818	88,741	66,108	13,603	1,57,885
Hardware and Cutlery (including plated ware) Value										
	—	—	—	—	—	73,614	2,35,721	1,06,320	2,95,780	1,05,539
Hides and Skins, raw—										
Hides, raw—										
Buffalo hides { Tons	6,376	5,043	3,130	3,065	1,606	42,72,977	39,85,007	30,21,790	24,08,685	9,35,204
{ =No.	=897,502	=684,350	=484,920	=482,303	=257,638					
Cow " { Tons	22,548	18,862	14,768	12,126	9,094	2,17,73,831	2,00,75,628	1,65,35,743	1,01,91,687	54,33,539
{ =No.	=5,423,782	=4,539,998	=3,627,907	=3,016,412	=2,171,236					
Buffalo calf skins { Tons	..	2	2,146
{ =No.	..	=1,200					
Cow calf skins { Tons	4	38	37	12	10	4,820	44,616	42,465	10,738	8,609
{ =No.	=6,342	=38,602	=32,860	=13,700	=4,026					
Other hides { Tons	4	6	3,990	5,923
{ =No.	=827	=1,182					
Total of Hides, raw { Tons	28,932	23,951	17,935	15,208	10,710	2,60,55,326	2,41,18,328	1,95,99,998	1,26,11,110	63,77,402
{ =No.	=6,328,453	=5,260,277	=4,145,637	=3,462,915	=2,432,950					

INDIAN MERCHANDISE—continued

PRINCIPAL AND OTHER ARTICLES	QUANTITY					VALUE				
	1927-28	1928-29	1929-30	1930-31	1931-32	1927-28	1928-29	1929-30	1930-31	1931-32
BENGAL—continued						R	R	R	R	R
CALCUTTA—continued										
Hides and Skins, raw—continued										
Skins, raw—										
Goat skins	Tons 9,144 =No. 14,856,358	9,828 14,744,548	7,006 12,040,847	6,892 11,029,032	8,218 12,040,250	2,84,58,638	2,98,21,945	2,84,76,888	1,91,52,182	1,60,81,088
Sheep skins	Tons 54 =No. 76,100	118 175,845	107 141,832	.. 2,793	17 25,848					
Other skins	Tons 225 =No. 1,898,970	377 1,901,072	375 2,668,955	193 1,107,209	814 907,619					
Total of Skins, raw	Tons 9,428 =No. 16,881,428	10,316 16,910,965	7,488 14,851,084	7,085 12,139,039	8,544 12,982,717	3,16,15,272	3,27,20,834	2,83,55,798	2,04,65,096	1,69,47,078
Cuttings of hides and skins (raw)	Tons 1,366	1,872	1,650	1,042	43	2,18,626	2,68,026	2,69,797	1,62,694	5,738
Total of Hides and Skins, raw	39,711	36,189	27,078	23,880	19,297	5,78,89,228	5,71,02,188	4,82,25,588	3,82,58,000	2,89,81,118
Horns, tips and pieces of horn	Owts. 12,742	11,298	12,391	7,768	6,752	2,76,186	2,46,510	2,41,284	1,89,811	60,684
Instruments, Apparatus, and Appliances, and parts thereof—										
Musical	Value —	—	—	—	—	13,35,128	6,26,867	7,92,218	4,37,698	4,89,113
Other kinds	—	—	—	—	—	6,327	86,577	1,90,000	29,416	11,982
Total of Instruments, etc.	—	—	—	—	—	13,41,455	7,22,944	9,82,218	4,67,114	4,60,095
Ivory, unmanufactured	Lbs. 50	40	..	25	—	350	300	..	3,000	..
“ manufactured	Value —	—	—	—	—	90	5,166	9,425	186	837
Jewellery (excluding imitation jewellery, and precious stones and pearls, uncut), also plate of gold and silver	—	—	—	—	—	—	—	—	—	—
Kapok	Owts. 25,678	24,058	22,625	12,797	10,901	6,180	8,670	18,151	19,089	3,195
Lao—										
Button	18,042	24,714	24,175	23,076	18,164	28,39,245	34,40,808	30,12,077	17,22,321	9,48,090
Seed	51,168	85,192	62,474	1,03,361	104,838	64,28,438	93,46,101	62,91,837	54,88,995	37,44,788
Shell	404,259	530,647	493,215	366,413	297,002	5,68,45,795	6,81,62,121	5,67,91,480	2,28,64,291	1,29,63,952
Stick	3,975	18,519	3,561	3,385	6,026	3,82,664	11,24,089	2,80,450	1,53,560	1,83,504
Other kinds (excluding lac-dye)	56,870	67,781	70,485	45,084	30,992	26,16,004	26,73,254	24,46,599	8,21,133	4,07,575
Total of Lao	534,809	721,808	658,910	542,819	456,572	6,91,12,746	8,47,36,378	6,88,24,448	3,10,50,300	1,82,67,866
Leather—										
Hides, tanned or dressed—										
Cow hides	Tons 18 =No. 6,236	11 3,879	8 5,120	27 640	32 24,217	53,654	38,525	52,514	3,707	65,905
Other hides	Tons .. =No. 900	.. 470	.. 544	.. 300	2 431					
Skins, tanned or dressed—										
Goat skins	Tons .. =No. 3,258	.. 5,082	6 23,075	2 11,256	1 5,913	4,510	1,922	37,529	11,625	9,691
Sheep skins	Tons .. =No. 500	1 9,980	1 11,471	.. 630	.. 744					
Other skins	Tons 20 =No. 152,158	24 421,628	16 371,184	15 268,454	36 665,131	4,23,647	6,33,206	6,17,170	3,41,644	6,38,728
Total of Hides and Skins, tanned or dressed	Tons 38 =No. 163,047	36 441,039	31 410,344	44 281,280	71 696,486					

No. 12—continued
EXPORTS—continued

INDIAN MERCHANDISE—continued

PRINCIPAL AND OTHER ARTICLES	QUANTITY					VALUE				
	1927-28	1928-29	1929-30	1930-31	1931-32	1927-28	1928-29	1929-30	1930-31	1931-32
BENGAL—continued										
CALCUTTA—continued										
Leather—continued										
Unwrought . Cwts.	310	362	640	1,021	150	64,748	66,855	1,00,522	1,41,566	21,017
Manufactures (excluding boots and shoes)—										
Saddlery and harness . Value	—	—	—	—	—	4,259	—	158	29,551	300
Other sorts . "	—	—	—	—	—	17,331	22,690	16,210	50,610	31,063
Total value of leather manufactures. . "	—	—	—	—	—	21,590	22,690	16,377	60,200	34,363
Total of Leather . "	—	—	—	—	—	5,77,810	7,88,715	8,37,779	5,80,042	7,60,664
Machinery and millwork of all kinds . . "	—	—	—	—	—	26,817	33,800	27,270	27,772	17,758
Manures—										
Bonemeal . . Tons	14,771	16,649	19,182	23,036	18,432	14,90,066	16,95,058	18,35,476	19,88,670	10,63,221
Fish Manures and Guano . "	722	239	14	90	89	72,807	23,025	1,952	10,160	7,100
Hornmeal . . "	1,559	3,942	2,804	1,970	2,506	2,53,833	5,56,210	4,07,030	2,28,088	1,90,055
Sulphate of Ammonia . "	3,756	—	—	4,850	3,051	6,89,109	—	—	5,62,600	3,80,033
Other kinds . . "	5,112	8,614	1,923	2,427	1,346	6,70,807	9,14,731	2,97,450	3,50,997	1,50,297
Total of Manures . "	25,920	29,444	23,923	32,373	25,423	31,26,022	31,94,033	25,42,867	31,40,474	17,99,706
Mats and matting except Coir and Rubber . Sq. Yds.	53,717	77,740	53,520	94,822	66,116	27,801	25,580	17,635	51,144	19,517
Metals and ores—										
Brass, Bronze, and similar alloys—										
Unwrought . Cwts.	—	4,462	2,704	3,498	—	—	1,07,253	75,321	76,780	—
Wrought . . "	1,332	2,343	2,322	847	617	1,93,137	2,66,768	2,33,860	1,11,560	77,933
Total of Brass, Bronze, etc. . "	1,332	6,805	5,026	4,345	617	1,93,137	3,74,021	3,09,691	1,88,340	77,933
Chromite (chrome iron ore) . Tons	229	533	221	371	1,699	7,113	16,140	7,750	33,470	68,970
Copper—										
Ore . . . "	10	2	—	—	—	3,016	140	—	—	—
Wrought (sheets and other manufactures) . Cwts.	2,755	1,919	1,516	773	592	2,32,797	1,57,785	1,20,953	65,261	44,851
Others . . . "	—	2	102	764	6,855	—	250	795	8,800	42,565
Total of Copper . "	—	—	—	—	—	2,35,813	1,58,175	1,21,748	74,061	47,417
Ferro-manganese . Tons	—	1,506	—	—	—	—	1,64,845	—	—	—
Iron or steel—										
Ore . . . "	—	—	101	302	437	—	—	3,030	12,520	3,431
Pig . . . "	398,209	448,717	568,733	439,120	350,858	1,78,72,024	2,11,31,394	2,59,36,144	1,70,39,105	1,22,69,874
Manufactures—										
Anchors and Cables . "	—	—	—	—	105	—	—	—	—	5,885
Bars and channel . "	4	—	—	—	9,410	550	10	—	—	4,92,502
Old, for re-manufacture . "	53,594	66,787	72,159	53,129	85,784	19,62,674	19,55,475	23,37,309	16,40,234	18,12,085
Sheets and plates (including galvanised and tinned plates) . "	5	1	4	—	—	1,695	600	1,109	—	65
Pipes and fittings cast . "	20	38	123	2,037	306	3,965	3,932	15,643	2,14,543	85,230
Tubes, pipes and fittings wrought . "	—	—	664	303	171	—	—	92,219	51,786	22,563
Others . . . "	34	57	32	252	4,155	8,116	13,611	10,772	27,532	1,63,309
Total of Iron or steel . "	446,866	515,600	641,821	495,743	451,726	1,98,49,024	2,31,10,022	2,84,46,717	1,80,85,720	1,48,75,409
Lead—										
Pig . . . Cwts.	—	—	—	2,940	—	—	—	—	80,696	—
Other sorts . . Tons	14,331	23,853	23,899	16,360	17,619	4,80,586	3,52,030	6,98,460	3,63,514	3,81,135

INDIAN MERCHANDISE—continued

PRINCIPAL AND OTHER ARTICLES	QUANTITY					VALUE				
	1927-28	1928-29	1929-30	1930-31	1931-32	1927-28	1928-29	1929-30	1930-31	1931-32
BENGAL—continued										
CALCUTTA—continued										
Metals and ores—continued										
Manganese ore . Tons	423,886	398,471	441,667	236,333	149,348	1,25,40,238	1,15,82,572	1,28,14,012	68,71,671	42,93,305
Tin—unwrought, Blocks Ingots, etc. . Cwts.	24,324	14,721	10,783	16,165	54,420	2,88,645	1,81,410	1,55,150	80,069	1,48,672
Wrought including plates or sheets, not being tinned iron . "	..	865	1	..	7,212	10
Wolfram Ore . Tons	50	32,000
Zinc or Spelter all sorts . Cwts.	140	3,325	1,244	1	..	1,400	11,359	7,960	50	..
Metals, unenum- erated . "	41,085	50,278	15,121	6,224	3,299	1,02,866	2,02,922	3,75,488	1,80,517	68,114
Ores, unenumerated Tons	483	2,529	3,832	7,925	3,927	28,723	87,101	1,33,418	2,77,963	1,15,559
Total of Metals and Ores . Value	—	—	—	..	—	3,37,59,550	3,67,57,800	4,30,69,384	2,71,65,971	2,00,91,725
Mica—										
Mica in blocks . Cwts.	9,751	8,531	12,824	8,093	5,448	25,10,651	20,88,053	30,53,310	17,66,701	9,38,169
Mica in splittings . "	60,048	76,130	89,290	54,308	40,660	53,75,049	58,35,647	55,36,037	28,31,195	22,38,562
Total Mica . "	69,799	84,661	102,116	62,366	46,108	78,91,700	74,24,300	85,89,347	55,97,896	31,76,731
Oils—										
Essential—										
Sandalwood { lbs.	10	..	105	125	..	1,080
{ Gals.	1	..	9
Other sorts { lbs.	616	161	730	112	112	1,615	390	920	68	60
{ Gals.	99	18	75	12	12
Mineral	787	5,844	1,309	1,236	1,724	650	22,450	5,042	5,275	5,441
Vegetable, non-essential—										
Castor	156,501	151,695	153,908	112,377	149,302	3,16,995	3,19,620	2,32,411	1,02,134	2,03,644
Coconut	500	208	200	1,849	664	560
Groundnut	3,083	4,107	711	1,307	1,210	8,885	8,205	2,100	2,903	2,699
Linseed	70,750	46,326	169,027	74,002	87,339	1,76,468	1,16,372	4,32,749	1,91,557	61,126
Mustard or rape	321,345	264,738	228,318	202,493	247,163	8,78,120	6,67,911	5,73,071	4,48,003	4,25,458
Sesamum, til or linfilli	421	579	929	484	473	1,265	1,645	2,401	1,435	627
Other sorts	1,673	809	1,238	1,494	1,218	13,818	3,785	10,195	11,069	7,987
Total Vegetable oils { Cwts.	45,891	38,232	46,003	32,507	35,553	13,97,400	11,17,202	13,02,487	8,47,151	..
{ Gals.	554,273	468,462	554,331	392,162	437,210	34
Total of Oils	556,169	474,324	555,716	393,460	438,955	13,99,665	11,39,952	13,09,694	8,52,494	..
Oilcakes—										
Castor cake . . Tons	..	352	99	813	610	..	26,348	10,000	45,268	..
Groundnut cake . . "	637	1,014	9,962	8,357	4,162	71,908	1,01,138	10,05,380	6,37,692	2,884
Linseed cake . . . "	37,390	39,445	27,594	10,390	23,405	40,99,787	48,82,308	30,47,265	13,25,898	..
Rape and sesamum cake	32,154	40,965	17,742	14,854	38,314	29,55,277	30,02,910	16,10,105	10,97,428	..
Others	2,332	1,911	1,622	21,140	1,313	2,22,002	1,09,767	1,48,612	1,31,705	..
Total of Oilcakes	72,513	84,587	57,019	36,554	67,804	73,48,974	92,02,521	58,16,362	32,38,991	46
Opium	4,977	3,935	3,550	3,051	2,173	1,99,08,000	1,57,40,000	1,42,00,000	1,22,04,000	86,5
Paints and painters' materials—										
Paints and colours . Cwts.	17,636	20,497	20,169	12,005	23,127	1,87,225	2,20,325	2,14,198	1,13,660	2,25,767
Painters' materials Value	—	—	—	—	—	2,54,772	3,64,512	35	1,205	1,19,864
Total of Paints and Painters' materials . "	—	—	—	—	—	4,41,997	5,93,837	2,14,233	1,14,874	3,45,631
Paper and pasteboard—										
Printing paper . . Cwts.	4	12	107	173	460	4,475
Other kinds of paper . . "	29	98	103	34	38	3,893	4,830	2,547	3,022	1,549
Pasteboard, millboard, and cardboard of all kinds	1	..	55	20
Total of Paper and Pasteboard	33	110	103	34	236	3,871	5,335	2,547	3,022	6,039
Papermaking materials . "	2,819	1,589	1,517	609	250	23,987	28,053	26,201	13,267	2,473
Paraffin wax . . Tons	3,712	2,755	6,573	3,325	5,975	26,06,090	10,15,480	46,01,231	53,67,654	32,74,740

No. 12—continued
EXPORTS—continued

INDIAN MERCHANDISE—continued

PRINCIPAL AND OTHER ARTICLES	QUANTITY					VALUE				
	1927-28	1928-29	1929-30	1930-31	1931-32	1927-28	1928-29	1929-30	1930-31	1931-32
						R	R	R	R	R
BENGAL—continued										
CALCUTTA—continued										
Perfumery (not being perfumed spirits)—										
Perfumery (including musk) . . . Value	—	—	—	—	—	57,138	62,942	80,283	54,785	82,008
Printing and Lithographing materials excluding paper	—	—	—	—	—	6,470
Provisions and Oilman's stores—										
Ghi . . . Cwts.	21,867	21,767	20,732	18,662	17,483	22,47,392	22,28,614	21,22,146	17,71,330	14,45,581
Pickles, Chutnies, and Con- diments . . . "	9,057	10,003	7,794	7,521	6,765	3,75,244	4,01,444	3,45,945	3,11,751	2,88,102
Other sorts of provisions . . . "	2,502	4,028	2,009	1,673	2,522	97,052	1,16,629	98,954	66,449	1,11,989
Total of Provisions and oilman's stores	33,426	35,798	30,535	27,656	26,770	27,19,688	27,46,887	25,67,045	21,49,530	18,45,672
Rubber—										
Manufactures . Value	—	—	—	—	—	165	1,137	1,061	9,414	2,136
Seeds—										
Essential—										
Aniseed . . Tons	11	18	60	22	35	4,978	9,765	23,973	6,507	4,959
Coriander . . "	2,798	1,096	756	643	602	10,02,017	3,64,214	1,12,576	82,081	1,02,346
Cummin (other than black) . . "	54	31	8	23	23	45,016	23,778	10,123	13,163	18,065
Cummin-black . . "	67	104	62	[81	79	28,738	45,638	36,304	35,357	23,231
Fennel . . . "	129	5	63,791	1,227	344
Fenu Greek . . . "	26	6,323
Other sorts . . . "	26	23	28	22	8	8,346	9,065	7,455	6,486	2,611
Total of Seeds, Essential	2,951	1,272	1,043	796	778	10,89,090	4,52,460	2,44,222	1,44,321	1,52,929
Non-essential—										
Castor . . . "	12,198	7,901	11,642	2,573	10,391	29,15,798	14,13,001	21,06,158	3,95,036	12,09,570
Castor seed . . . "	138,795	77,002	168,427	153,898	75,580	2,62,20,202	1,56,79,421	3,72,76,331	3,12,35,290	35,68,073
Mustard . . . "	292	414	173	89	59	62,372	1,09,628	36,189	18,355	9,353
Mustard seed . . . "	45	35	2	25	15	13,308	13,849	13,865	9,684	3,991
Pepper . . . "	2,548	760	13	60	171	5,83,538	1,59,332	4,026	9,700	23,892
Total castor (oil or seed)	..	40	1	2	609	20	6,175	625	870	98,214
Total Mustard . . . "	308	277	335	627	609	6,64,760	5,79,845	7,11,518	9,78,422	7,36,240
Other sorts . . . "	41	35	..	20	3	2,595	4,399	50	4,765	1,106
Total seeds, non-essential	149,217	86,473	180,589	157,294	87,428	3,04,67,893	1,79,66,200	4,01,49,262	3,26,52,131	1,07,40,629
Other than oil-seeds	46	6	31	15	13	10,856	3,341	12,236	15,882	3,341
Total of seeds	162,214	87,751	181,663	158,105	88,219	3,15,67,839	1,84,22,001	4,04,05,720	3,28,12,334	1,08,96,799
Soap . . . Cwts.	236	15	52	83	132	8,125	1,637	1,338	2,081	4,058
Specimens illustrative of natural science . . Value	—	—	—	—	—	37,422	12,086	15,760	6,580	5,652
Spices—										
Cardamoms . . Cwts.	101	65	50	70	42	13,068	8,950	7,535	9,116	3,133
Chillies . . . "	118,379	109,107	97,044	126,532	112,864	26,74,247	20,41,271	24,43,534	22,48,350	14,58,462
Ginger . . . "	856	231	39	182	68	3,494	7,901	14,740	5,850	12,237
Pepper . . . "	15,479	1,48	797	1,267	565	12,03,619	1,64,659	77,039	55,657	30,020
Other sorts . . . "	573	359	464	335	465	12,946	13,175	16,692	13,087	14,927
Total of Spices	132,888	111,249	98,779	128,386	114,004	39,12,369	22,35,956	25,59,640	23,32,060	15,08,539

TRADE AT CHIEF PORT
CALCUTTA

(70)

No. 12—continued
EXPORTS—continued

INDIAN MERCHANDISE—continued

PRINCIPAL AND OTHER ARTICLES	QUANTITY					VALUE				
	1927-28	1928-29	1929-30	1930-31	1931-32	1927-28	1928-29	1929-30	1930-31	1931-32
BENGAL—continued						R	R	R	R	R
CALCUTTA—continued										
Stationery (excluding paper) . . . Value	—	—	—	—	—	18,409	15,661	31,214	28,572	17,628
Stone and marble . . . Tons	12	706	751	175	13	4,527	95,789	1,45,753	17,291	2,764
Tallow and Stearine (including grease and animal fat) . . . Cwts.	6,298	6,376	5,877	5,124	3,841	2,39,512	2,58,297	2,28,690	1,66,452	1,11,512
Tea—										
Tea (black) . . . Lbs.	228,071,967	229,908,528	247,352,676	228,331,898	217,020,620	21,53,25,946	16,72,53,707	16,78,75,356	14,64,32,640	10,64,86,193
Tea (green) . . . "	2,080	2,082
Total Tea (Black and green) . . . "	228,073,947	229,908,528	247,352,676	228,334,808	217,020,620	21,53,27,788	16,72,53,707	16,78,75,356	14,64,32,640	10,64,86,193
Tea waste, for the manufacture of C. S. S. . . "	3,906,986	3,878,128	4,627,009	6,419,453	2,608,752	4,14,104	3,78,985	4,50,074	6,21,284	1,33,713
Textiles—										
Cotton—										
Raw . . . Tons	8,385	6,062	4,010	4,588	4,004	71,77,423	57,55,282	33,45,230	28,24,507	22,31,702
Waste . . . Bales	47,145	34,483	22,054	26,138	22,893					
Waste . . . Cwts.	3,114	1,535	1,535	264	6,972					
Twist and Yarn—										
Grey Nos. 1 to 10 . . . Lbs.	9,600	17,536	7,024	..	20,000	6,125	11,133	4,150	..	6,250
.. Nos. 11 to 20 . . . "	..	3,060	336	..	18,716	..	2,825	450	..	34
.. Nos. 31 to 40 . . . "	400	922	1,536	112	..	160	320	2,085	200	..
Coloured Nos. 1 to 20 . . . "	..	900	6,000	500	3,075
Total of Twist and Yarn . . . "	10,000	22,318	14,896	112	38,716	6,285	14,278	10,360	200	2,884
Manufactures—										
Handkerchiefs and shawls in the piece . . . Nos.	42,072	44,356	54,597	24,121	9,696	5,896	6,680	4,765	2,022	1,165
Piece goods—										
Grey (unbleached) . . . Yards	29,656	282,670	99,505	35,438	75,078	19,661	67,247	50,377	13,502	25,780
White (bleached) . . . "	14,018	23,602	104,160	3,236	8,900	9,050	14,027	21,484	1,940	3,970
Coloured, printed, or dyed . . . "	60,905	108,980	104,766	220,085	252,370	47,675	1,08,360	74,358	95,816	1,37,871
Other sorts of manufactures . . . Value	—	—	—	—	—	64,074	1,77,735	1,13,320	67,089	15,171
Total value of Cotton manufactures . . . "	—	—	—	—	—	1,46,376	3,74,099	2,64,304	1,80,349	1,83,957
Total of Cotton manufactures (including Twist and yarn) . . . "	—	—	—	—	—	1,52,661	3,88,877	2,74,664	1,80,549	1,96,841
Total of Cotton raw and manufactures . . . "	—	—	—	—	—	74,28,924	62,20,391	36,40,669	30,11,456	25,13,863

No. 12—continued
EXPORTS—continued

INDIAN MERCHANDISE—continued

PRINCIPAL AND OTHER ARTICLES	QUANTITY					VALUE				
	1927-28	1928-29	1929-30	1930-31	1931-32	1927-28	1928-29	1929-30	1930-31	1931-32
						R	R	R	R	R
BENGAL—continued										
CALCUTTA—continued										
Textiles—continued										
Flax—										
Manufactures . Value	—	—	—	—	—	4,287	5,706	11,266	3,480	2,830
Haberdashery and millinery . "	—	—	—	—	—	5,788	49,523	20,367	9,498	1,520
Hemp (chiefly Sann)—										
Raw . . . Cwts.	341,801	453,913	315,639	225,325	169,777	53,67,027	68,06,640	47,10,885	29,05,315	19,21,696
Manufactures (excluding cordage). Value	—	—	—	—	—	60	225
Total of Hemp, raw and manufactures . "	—	—	—	—	—	53,67,027	68,06,640	47,10,885	29,05,375	19,21,921
Jute—										
Raw . . . {										
Tons	851,431	858,260	767,548	600,315	551,284	29,08,88,862	30,76,95,922	25,74,88,031	12,46,34,704	10,33,50,230
Bales	4,768,014	4,306,256	4,298,240	3,361,764	3,037,190					
Twist and yarn . {										
Lbs.	6,318,278	4,801,266	6,009,110	7,340,710	8,666,577	19,27,043	10,21,318	11,48,837	12,15,031	11,83,292
Tons	2,821	2,143	2,632	3,277	3,869					
Manufactures—										
Canvas . {										
Yards	37	1,380	5,832	404	40	23	1,610	2,763	1,516	50
Tons	..	1	4					
Gunny bags—										
Sacking gunny bags . {										
No.	378,922,929	410,039,464	426,032,909	352,476,951	303,921,329	20,39,47,470	21,95,63,228	13,84,16,746	12,53,83,355	9,38,10,324
Tons	404,223	436,812	453,907	377,959	338,579					
Hessian gunny bags . {										
No.	83,193,787	96,573,468	95,265,656	80,005,070	88,935,300	2,82,13,010	2,91,67,085	3,00,51,997	2,05,00,060	1,58,02,650
Tons	39,292	38,745	43,853	38,067	37,867					
Total of Gunny bags . {										
No.	462,116,716	496,612,932	521,298,565	432,482,021	392,856,629	23,21,60,480	24,87,35,313	17,84,68,743	14,58,83,415	10,91,12,974
Tons	443,515	475,557	497,760	416,026	376,445					
Gunny cloth—										
Sacking gunny cloth . {										
Yards	74,950,929	84,970,799	51,681,692	32,350,314	25,339,090	1,59,43,379	1,45,68,749	1,06,47,850	60,58,346	39,56,499
Tons	52,507	43,639	32,991	20,923	12,700					
Hessian gunny cloth . {										
Yards	1,476,964,700	1,502,523,577	1,598,370,932	1,339,132,651	994,857,912	28,32,60,837	30,15,80,008	28,61,83,847	16,25,38,867	10,02,21,372
Tons	379,728	383,286	418,177	316,227	253,780					
Total of Gunny cloth . {										
Yards	1,551,915,629	1,567,499,376	1,650,052,624	1,270,513,465	1,019,697,002	29,92,04,216	31,61,43,757	29,68,36,706	16,84,92,21	10,41,77,871
Tons	432,235	426,925	451,168	337,150	266,480					
Total Gunny bags and cloth . "	876,750	902,432	943,928	763,178	642,926	53,18,64,696	56,48,79,070	51,53,05,449	31,44,75,628	21,32,90,845
Rope and twine . {										
Cwts.	91,068	104,150	94,544	37,064	39,004	19,25,926	20,58,287	18,96,719	15,78,520	13,09,781
Tons	4,653	5,208	4,727	4,358	4,450					
Other kinds . {										
Cwts.	694	3,563	6,794	97,725	222,850	65,855	1,99,523	2,51,829	11,88,608	23,88,852
Tons	35	178	340	4,388	11,142					
Total of Jute manufactures . "	899,338	907,869	953,999	762,415	658,518	53,33,56,500	56,71,33,490	51,74,56,260	31,72,44,272	21,74,84,528
Total of Jute manufactures (including twist and yarn) . "	833,159	910,012	956,681	765,692	662,387	53,46,83,543	56,81,59,508	51,80,04,597	31,84,59,303	21,86,17,820
Total of Jute, raw and manufactures . "	1,734,590	1,768,272	1,721,224	1,366,007	1,218,671	82,55,72,005	87,58,55,730	77,60,93,231	44,30,94,007	32,24,77,050
Silk—										
Raw—										
Mulberry silk (excluding tasar and other wild silk)—										
Raw . . . Lbs.	38	300	..
Chasam or waste Cocoons . "	182,204	109,080	177,940	86,522	3,874	1,81,962	1,07,110	1,79,130	89,105	1,770
Total of Mulberry silk, raw, etc. . "	182,204	109,080	177,940	86,558	18,124	1,81,962	1,07,110	1,79,130	89,405	18,641

TRADE AT CHIEF PORT
CALCUTTA

(72)

No. 12—continued
EXPORTS—continued

INDIAN MERCHANDISE—continued

PRINCIPAL AND OTHER ARTICLES	QUANTITY					VALUE				
	1927-28	1928-29	1929-30	1930-31	1931-32	1927-28	1928-29	1929-30	1930-31	1931-32
BENGAL—continued										
CALCUTTA—continued										
Textiles—continued										
Silk—continued										
Wild silk, tasar, munga, oris, and others—										
Raw . . . Lbs.	..	2,240	1,300
Chasam or waste "	2,130	8,176	68,258	59,398	68,123	2,251	1,000	33,300	37,964	19,475
Cocoons . . . "	43,800	26,250	61,966	59,250	7,250	65,325	89,375	76,675	88,875	10,875
Total of Wild silk, raw, etc. "	45,930	36,666	120,219	118,648	75,373	67,586	41,675	1,09,975	1,26,839	30,350
Total of Silk, raw "	228,134	145,746	288,159	205,208	90,497	2,49,543	1,48,785	2,89,105	2,16,244	48,995
Manufactures—										
Goods of silk mixed with other materials . . Yards	32,508	19,766	15,126	..	2,300	48,676	26,230	23,416	..	5,250
Piece-goods . . "	21,104	27,021	23,165	9,859	4,260	40,429	45,378	37,713	12,605	6,700
Other sorts . . Lbs.	164	..	82	24	..	3,500	..	900	216	..
Total of silk manufactures . . Value	—	—	—	—	—	92,605	71,608	62,029	12,821	11,950
Total of Silk, raw and manufactures "	—	—	—	—	—	3,42,158	2,20,393	3,51,134	2,29,065	60,945
Wool—										
Raw . . . Lbs.	429,395	712,132	477,390	251,926	622,632	2,74,525	3,79,630	3,32,343	1,21,339	2,93,939
Manufactures—										
Carpets and rugs "	2,895,444	2,654,889	2,796,858	2,554,042	3,359,658	44,31,892	41,47,420	38,78,344	35,51,097	38,65,204
Piece-goods . . Yards	921	27	..	4,743	2,200	3,001	29	..	14,521	6,393
Shawls . . Nos.	129	55	2	..	102	980	589	400	..	450
Other sorts . . Lbs.	97,181	205,494	157,639	133,564	102,108	2,21,916	3,58,539	2,71,090	1,43,873	1,49,756
Total of Wool manufactures . . Value	—	—	—	—	—	46,57,789	45,06,577	41,49,324	37,09,491	40,21,808
Total of Wool and Woollens . . "	—	—	—	—	—	49,32,314	48,86,207	44,82,167	38,31,350	43,15,747
Other Textiles—										
Manufactures . . "	—	—	—	—	—	360	75	..
Tobacco—										
Unmanufactured . . Lbs.	4,664,517	3,923,296	2,938,968	4,196,312	2,846,324	12,38,272	12,73,077	9,64,068	5,75,957	6,67,623
Manufactured . . "	378,092	303,332	457,533	509,108	330,864	45,526	54,100	76,824	67,267	66,953
Total of Tobacco. . . "	5,042,609	4,227,128	3,446,526	4,705,420	3,227,188	13,33,798	13,32,177	10,40,892	6,78,224	7,34,576
Toys and requisites for games and sports, including fishing tackle (other than fire-arms) Value	—	—	—	—	—	1,00,773	1,24,951	1,97,743	1,74,577	1,79,265
Umbrellas including parasols and sun-shades . . No.	78,647	90,193	61,936	36,274	42,324	1,23,737	1,29,318	80,006	44,102	52,094
Wax of all kinds, other than paraffin wax (excluding candles) . . Cwts.	2,487	2,828	1,192	1,006	1,205	2,62,997	2,59,087	1,15,842	79,857	75,260
Wood and Timber—										
Teakwood . . Cubic Tons	29	18	21	220	276	6,430	6,817	7,009	22,193	32,365
Firewood . . Tons	1	100	300
Sandalwood . . "	15	250	339
Other kinds of wood and timber . . Value	—	—	—	—	—	13,039	46,116	1,59,366	74,424	1,05,313
Manufactures of wood, other than furniture and cabinet-ware . . "	—	—	—	—	—	24,650	34,177	40,501	14,235	48,669
Total of Wood and Timber . . "	—	—	—	—	—	49,284	87,360	2,07,176	1,10,852	1,87,687
Postal articles . . "	—	—	—	—	—	61,12,845	61,69,138	37,06,505	32,40,402	22,09,723
All other articles of merchandise—										
Unmanufactured . . "	—	—	—	—	—	5,64,373	6,63,291	7,77,895	5,72,216	3,65,133
Manufactured . . "	—	—	—	—	—	2,01,563	1,32,621	2,62,586	1,97,636	90,249
GRAND TOTAL (EXCLUSIVE OF GOVERNMENT STORES) . . "	—	—	—	—	—	1,37,67,33,779	1,36,92,68,517	1,26,47,29,797	80,72,60,284	57,81,74,417

No. 12—continued
EXPORTS—continued

INDIAN MERCHANDISE—concluded

GOVERNMENT STORES

PRINCIPAL AND OTHER ARTICLES	QUANTITY					VALUE				
	1927-28	1928-29	1929-30	1930-31	1931-32	1927-28	1928-29	1929-30	1930-31	1931-32
BENGAL—continued						R	R	R	R	R
CALCUTTA—continued										
Apparel (including drapery, uniforms, accoutrements, but excluding hosiery) . . . Value	—	—	—	—	—	4,104	8,187	5,470	478	517
Arms, Ammunitions and Military Stores	—	—	—	—	—	4,028	2,031	997	2,742	2,780
Books and printed matters (not being stationery) including maps and charts . . .	—	—	—	—	—	29,404	41,771	32,509	39,813	57,802
Boots and shoes . . . Pairs	5,845	750	400	—	—	12,817	4,306	1,275
Drugs, Medicines, and Narcotics . . . Value	—	—	—	—	—	28,647	29,292	800
Leather—Manufactures . . .	—	—	—	—	—	9,329	54	25
Metals and Ores, unenumerated . . . Cwts.	2	1,206	200	1,48,770	270
Opium—Shipped to United Kingdom . . . Cwts.	543	420	405	70	..	14,00,598	9,88,493	10,10,002	1,01,003	..
Shipped direct to the Govt. of Hong-Kong, the Straits Settlements and other East Indian Govts.—To Ceylon . . .	—775	—598	—575	—100	..					
„ Straits Settlements (including Labuan) . . .	2,217—2,768	1,064—2,453	1,704—2,130	1,400—1,823	1,207—1,506	88,68,000	78,56,000	68,16,000	58,40,000	48,28,000
„ Hongkong . . .	223—279	190—236	165—204	141—177	116—144	8,92,000	7,00,000	6,00,000	5,64,000	4,64,000
„ Br. Borneo . . .	94—118	84—103	70—88	45—54	66—82	3,07,000	3,36,000	2,80,000	1,80,000	2,64,000
Stationery . . . Value	—	—	—	—	—	11,057	4,329	11,199	11,810	7,073
Textiles—Cotton manufactures . . .	—	—	—	—	—	3,359	47,760	75,265	1,68,281	98,329
Flax manufactures . . .	—	—	—	—	—	9,020	97	16	162	..
Wool manufactures . . .	—	—	—	—	—	4,275	3,500	84	146	..
All other articles—Unmanufactured . . .	—	—	—	—	—	97,160	18,924	7,521	22,020	5,350
Manufactured . . .	—	—	—	—	—	2,18,385	46,813	42,697	33,917	44,982
GRAND TOTAL . . .	—	—	—	—	—	1,20,48,842	1,08,80,316	90,51,950	71,46,002	58,53,033

FOREIGN MERCHANDISE

PRINCIPAL AND OTHER ARTICLES	QUANTITY					VALUE				
	1927-28	1928-29	1929-30	1930-31	1931-32	1927-28	1928-29	1929-30	1930-31	1931-32
Animals living . . . No.	68	31	20	9	25	R	R	R	R	R
Apparel (including drapery, uniforms, accoutrements, but excluding hosiery and boots and shoes) . . . Value	—	—	—	—	—	66,805	2,14,650	92,025	12,550	21,080
Arms, Ammunition and Military Stores—Fire arms and parts thereof . . .	—	—	—	—	—	1,15,189	74,455	1,92,453	1,48,851	65,885
Other sorts . . .	—	—	—	—	—	41,955	46,450	46,261	27,956	24,077
Total of Arms, etc. . .	—	—	—	—	—	2,382	1,194	1,370	1,187	1,885
Art works of (other than pictures) . . .	—	—	—	—	—	44,287	47,644	47,681	29,098	25,412
Books printed, and printed matter (not being Stationery) including maps and charts . . . Cwts.	—	—	—	—	—	2,340	3,276	58,841	40,108	11,162
Boots and Shoes . . . pairs	448	469	45	560	308	70,882	1,38,680	61,323	1,08,724	62,201
Chemicals and chemical preparations (excluding chemical manures and medicines) . . . Value	14,245	14,125
Cordage and Rope of vegetable fibre (excluding jute and cotton) . . . Cwts.	—	—	—	—	—	14,152	18,288	11,943	7,440	32,433
Cutlery . . . Value	—	—	—	—	—	5,515
Drugs and Medicines (excluding chemicals and narcotics) . . .	—	—	—	—	—	716	..	8,624	4,000	11,365
Dyeing and tanning substances—Dyes obtained from coal tar—Aniline dyes . . . lbs.	—	—	—	—	—	50,641	43,358	53,692	1,27,148	46,962
Other dyes . . . Cwts.	32,710	672	247	3,584	..	69,773	2,000	807	7,050	..
TOTAL OF DYEING, ETC. . . Value	17	2	23	1	..	3,035	5,997	995	123	..
Earthenware and Porcelain . . .	—	—	—	—	—	72,808	7,997	1,802	7,173	..
Fruits and vegetables—Fruits and vegetables, dried salted or preserved . . . Tons	5	20	6	53	1	6,056
Glass and Glassware . . . Value	—	—	—	—	—	7,046	25,822	9,627	1,05,631	1,355
Gums and Resins . . . Cwts.	304	501	2,546	3,086	4	15,051	7,514	11,919	4,581	10,232
						9,574	0,835	40,660	40,134	120

TRADE AT CHIEF PORT
CALCUTTA

(74)

No. 12—continued
EXPORTS—continued

FOREIGN MERCHANDISE—continued

PRINCIPAL AND OTHER ARTICLES	QUANTITY					VALUE				
	1927-28	1928-29	1929-30	1930-31	1931-32	1927-28	1928-29	1929-30	1930-31	1931-32
BENGAL—continued										
CALCUTTA—continued										
Hardware (excluding cutlery and electro-plated ware) Value	—	—	—	—	—	8,41,940	9,63,998	8,29,967	6,95,178	11,07,804
Hides and Skins, raw—										
Skins, raw Tons	9	10	..	9	13	25,625	28,359	1,487	49,225	4,881
Skins, raw No.	72,102	78,145	491	18,095	12,680					
Instruments, Apparatus, and Appliances, and parts thereof—										
Electrical Value	—	—	—	—	—	1,80,784	98,862	2,27,151	1,51,775	1,40,158
Musical—										
Talking machines and accessories	—	—	—	—	—	87,591	80,225	18,846	92,366	76,088
Other sorts	—	—	—	—	—	18,168	18,588	23,518	18,168	26,836
Optical	—	—	—	—	—	5,488
Photographic	—	—	—	—	—	95,205	1,30,547	99,618	1,40,564	21,344
Other kinds	—	—	—	—	—	2,11,830
Total of Instruments, Apparatus, etc.	—	—	—	—	—	3,81,738	2,78,517	3,64,728	4,08,878	4,81,237
Ivory Manufactured Jewellery (excluding imitation jewellery, and precious stones and pearls, unset, also plate of gold and silver)	—	—	—	—	—	38,512	1,004
Leather—										
Hides tanned or dressed No.	744	8,000
Skins tanned or dressed Cwt.	27	2	5	20	2,388	15,610	50	1,850	3,997	6,240
Unwrought Value	—	—	—	—	—	11,417	2,049	2,916	5,440	3,902
Manufactured (excluding boots and shoes)	—	—	—	—	—
Total Leather	—	—	—	—	—	35,627	7,184	11,155	9,487	30,837
Liquors—										
Ale, beer and Porter Gals.	5,213	178	96	374	547	11,310	705	636	1,518	9,071
Spirit—										
Brandy	18	616	501	409	7,552	12,634
Whisky	4	..	30	808	4,476	107	..	640	9,459	95,376
Other sorts	3,248	3,279	1,675	3,636	16,129	7,921	3,706	2,365	5,910	17,451
Wines—										
Champagne and other sparkling wines	28	617	539	11,263
Other sorts of Liquors	51	501	46	84	420	1,033	1,962	556	1,095	6,069
Total Liquors	8,510	3,958	1,865	5,596	22,690	20,871	6,378	4,506	28,068	1,51,864
Machinery and Millwork—										
Electrical machinery of all kinds Value	—	—	—	—	—	520	19,630	1,846	24,308	2,641
Other sorts of machinery	—	—	—	—	—	7,67,116	5,87,535	5,54,061	5,92,088	9,63,941
Total of Machinery and Millwork	—	—	—	—	—	7,67,636	6,07,165	5,55,907	6,16,376	9,66,594
Metals and Ores—										
Brass, Bronze, and similar alloys—										
Wrought Cwts.	4,008	159	451	268	16	1,18,848	11,546	19,757	15,138	3,247
Copper Wrought	48	4	365	17	22	2,615	1,804	12,930	1,450	1,915
Iron or steel—										
Angle, bolt, and rod	1	..	48	48	105	954	225	8,958
Bars and channels	4	1	40	2	3	2,866	2,539	12,585	6,801	11,173
Hoops and strips	34	31	27	55	59	19,781	19,688	15,190	20,855	29,742
Old, for re-manufacture	511	511	302	25,561	22,480	120	10	8,400
Sheets and plates galvanized	1	8	3	..	6	468	2,789	768	126	1,525
Sheets and plates, not galvanized or tinned	9	16	1	..	102	2,465	3,324	259	..	5,664
Wire	8	1	902	1,389	180
Other manufactures of iron or steel	520	2	14	29	48	67,743	4,660	9,423	16,427	18,609
Total of Iron or Steel	1,082	570	86	86	568	1,18,784	56,974	39,780	44,588	79,071
Lead—										
Unwrought—										
Pig Cwts.	41	..	420	6,510
Other sorts	..	58	3,424	10	..	2,643
Wrought, all sorts	12	81	..	7	..	190	3,866	..	800	50
Tin	160	3,288	18	..	22	400	17,579	485	..	376
Zinc or Spelter all sorts	1	..	20	..	34	70	..	400	1,352	2,364
Metals, unenumerated	2,710	3,584	1,001	5,392	3,448	1,00,522	1,26,061	35,912	1,42,237	61,540
Ores	20	1	..	1,830	45	..
Total of Metals and Ores	—	—	—	—	—	3,48,759	2,24,774	1,15,714	2,05,550	1,51,206
Oils	25,367	33,902	3,115	1,897	8,907	45,632	16,019	55,324	7,189	13,656
Paints and colours Cwts.	688	989	581	5,848	3,918	48,328	48,996	22,879	82,878	73,586
Printing and Lithographing machinery and materials (excluding paper) Value	—	—	—	—	—
Provisions and oilman's stores Cwts.	922	270	562	488	895	12,161	2,805	32,066	6,737	20,070
Railway plant and Rolling Stock (c) Value	—	—	—	—	—	38,604	22,248	17,551	38,550	72,223
Rubber raw Lbs.	29,120	49,884
" manufactures Value	—	—	—	—	—	1,000
						26,083	50,569	44,514	54,851	18,222

(a) Discontinued from 1928-29 and shown under respective articles they are made of.

No. 12—continued
EXPORTS—continued

FOREIGN MERCHANDISE—continued

PRINCIPAL AND OTHER ARTICLES	QUANTITY					VALUE				
	1927-28	1928-29	1929-30	1930-31	1931-32	1927-28	1928-29	1929-30	1930-31	1931-32
BENGAL—continued						₹	₹	₹	₹	₹
CALCUTTA—continued										
Spices—										
Cloves . . . Cwts.	2	..	319	271	..	80	..	20,144	22,627	..
Other sorts . . "	54	65	20	..	22	1,173	2,150	418	..	370
Total of Spices . . "	56	65	339	271	22	1,253	2,150	20,562	20,627	370
Stationery . . . Value	—	—	—	—	—	7,884	22,602	16,965	16,736	19,308
Textiles—										
Cotton—										
Twist and Yarn . . Lbs.	2,900	..	27	5,297	..	35
Manufactures—										
Handkerchiefs and shawls in the piece No.	2,856	4,800	950	600
Hosiery . . . Value	—	—	—	—	—	1,250	801	635
Piece goods—										
Grey (unbleached) . . Yards	40,937	24,645	32,027	7,799	11,395	12,130	7,137	9,111	1,558	4,010
White (bleached) . . "	337,179	127,621	155,181	8,391	14,460	32,948	36,922	37,026	3,837	3,918
Coloured, printed, or dyed . . "	70,023	52,029	50,346	23,988	31,202	23,652	20,262	10,559	12,966	32,959
Other sorts of manufactures . Value	—	—	—	—	—	11,791	3,160	2,017	10,830	1,991
Total of Cotton manufactures . . "	—	—	—	—	—	1,37,771	68,081	58,718	30,062	33,513
Total of Cotton manufactures including Twist and Yarn . . "	—	—	—	—	—	1,43,068	68,081	58,748	30,062	33,513
Flax manufactures—										
Piece goods . . Yards	330	384	..	85	503	900	1,162	..	256	1,102
Other sorts, including bags and sacks . . Lbs.	2,748	1,170	1,323	1,006	215	3,656	1,194	1,631	892	317
Total of flax manufactures . Value	—	—	—	—	—	4,556	2,356	1,631	1,148	1,419
Silk raw . . . Lbs.	31,360	3,000
Silk, manufactures . Value	—	—	—	—	—	4,034	3,978	1,858	..	3,156
Wool, raw . . . Lbs.	5,625,621	3,322,781	3,465,513	1,616,156	3,854,963	30,59,358	19,54,536	22,70,650	6,65,726	12,55,079
" manufactures . Value	—	—	—	—	—	23,544	51,322	38,522	6,247	3,232
Total of wool and woollens . . "	—	—	—	—	—	30,32,822	20,05,858	23,09,172	6,71,973	12,61,311
Other Textile manufactures . . "	—	—	—	—	—	..	9,521	8,115	30,422	573
Tobacco—										
Unmanufactured . . Lbs.	3,120	5,344	2,750	7,977
Manufactured . . "	3,697	4,012	11,902	10,551	3,600	7,618	15,029	27,784	37,259	5,554
Toys and requisites for games and sports, including fishing tackle (other than Firearms) . . Value	—	—	—	—	—	19,175	26,312	6,898	23,094	20,663
Vehicles excluding locomotives, etc., for railways—										
Carriages and carts (excluding railway carriages) and parts thereof . . . "	—	—	—	—	—	2,42,511	1,97,694	2,26,650	2,67,765	2,66,353
Ships, parts of . . . "	—	—	—	—	—	..	1,00,000	15,577	..	20,600
Other kinds . . . "	—	—	—	—	—	640	15,104	1,464
Wood and Timber—										
Other kinds of wood and timber . . "	—	—	—	—	—	11,750	..	400
Manufactures of wood, other than furniture and cabinetware . . "	—	—	—	—	—	1,39,865	5,23,662	71,016	91,116	79,756
Total of Wood and Timber . . "	—	—	—	—	—	1,39,865	5,23,662	82,766	91,116	80,156
All other articles of merchandise—										
Unmanufactured . . "	—	—	—	—	—	8,091	8,725	23,578	25,105	3,722
Manufactured . . . "	—	—	—	—	—	2,11,521	1,06,895	99,158	65,736	45,321
Total of all other articles of merchandise . . "	—	—	—	—	—	2,19,612	1,17,620	1,22,736	90,841	49,043
GRAND TOTAL (exclusive of GOVERNMENT STORES) . . . "	—	—	—	—	—	70,95,822	50,61,727	55,64,217	42,38,423	52,32,604

TRADE AT CHIEF PORT
CALCUTTA
BALASORE

(76)

No. 12—continued
EXPORTS—concluded

FOREIGN MERCHANDISE—concluded
GOVERNMENT STORES

PRINCIPAL AND OTHER ARTICLES	QUANTITY					VALUE				
	1927-28	1928-29	1929-30	1930-31	1931-32	1927-28	1928-29	1929-30	1930-31	1931-32
BENGAL—concluded						R	R	R	R	R
CALCUTTA—concluded										
Apparel (including drapery uniforms, accoutrements but excluding hosiery) . . . Value	—	—	—	—	—	3,13,324	1,137	525	..	40
Arms, Ammunition, and Military Stores—										
Firearms, and parts thereof . . . "	—	—	—	—	—	2,104	4,008	841	2,985	7,906
Other sorts . . . "	—	—	—	—	—	2,240	747	4,100	45	..
Total of Arms and Ammunition and Military Stores . . . "	—	—	—	—	—	4,344	4,755	4,041	3,080	7,906
Chemicals, Drugs, Medicines and Narcotics . . . "	—	—	—	—	—	1,037	..	100	..	28
Hardware and Cutlery (including Agricultural implements and plated ware) . . . "	—	—	—	—	—	74,101	463	5,049	4,304	3,407
Instruments, apparatus, appliances and parts thereof . . . "	—	—	—	—	—	11,904	8,153	13,090	9,070	16,897
Metals and Ores . Cwts.	4,105	336	..	216	..	5,00,000	40,312	1,227	2,221	..
Textiles—										
Cotton manufactures . Value	—	—	—	—	—	11,384	15,602	1,666	65	1,393
Flax—										
Manufactures . . . "	—	—	—	—	—	55,984	7,237	107
All other articles of stores . . . "	—	—	—	—	—	28,302	10,074	21,459	5,730	6,504
GRAND TOTAL . . . "	—	—	—	—	—	10,01,460	87,783	48,164	24,920	86,370

BALASORE.

IMPORTS

Nil.

EXPORTS

INDIAN MERCHANDISE

PRINCIPAL AND OTHER ARTICLES	QUANTITY					VALUE				
	1927-28	1928-29	1929-30	1930-31	1931-32	1927-28	1928-29	1929-30	1930-31	1931-32
BIHAR AND ORISSA—						R	R	R	R	R
BALASORE (CHIEF PORT)—										
GRAIN, PULSE AND FLOUR—										
Rice in the husk . . . Tons	..	10	1,400
Rice not in the husk . . . "	..	111	63	175	34	..	26,150	12,540	35,982	4,050
Total Grain, Pulse and Flour,,	..	121	63	175	34	..	27,550	12,540	35,982	4,050
GRAND TOTAL (exclusive of GOVERNMENT STORES) . Value	—	—	—	—	—	..	27,550	12,540	35,982	4,050

FOREIGN MERCHANDISE.
Nil.

No. 12—continued

IMPORTS

PRINCIPAL AND OTHER ARTICLES	QUANTITY					VALUE				
	1927-28	1928-29	1929-30	1930-31	1931-32	1927-28	1928-29	1929-30	1930-31	1931-32
BOMBAY—						R	R	R	R	R
BOMBAY (CHIEF PORT)—										
Animals, living—										
Horses No.	1,653	2,025	3,574	2,036	2,701	14,99,071	18,07,697	20,93,184	9,34,661	16,39,070
Other kinds "	1,070	1,480	981	2,552	2,777	99,368	1,32,212	1,40,385	1,40,535	1,05,831
Total of Animals, living "	2,723	4,405	4,505	4,588	5,478	15,98,434	19,40,909	22,33,569	10,75,196	17,44,401
Apparel (excluding hosiery and boots and shoes)—										
Apparel (including drapery, uniforms, accoutrements) Value	—	—	—	—	—	44,42,202	52,92,866	39,49,600	19,37,301	19,12,320
Gold and silver thread* "	—	—	—	—	—	10,30,860	12,00,136	14,43,251	4,93,535	2,46,704
Hats, caps, bonnets, and hatters' ware "	—	—	—	—	—	15,62,968	16,99,722	15,64,347	7,84,144	10,34,449
Lametta Lbs.	416,017	438,398	324,908	309,898	154,485	7,41,964	7,26,948	4,81,530	4,14,806	1,05,596
Second-hand clothing Value	—	—	—	—	—	2,06,440	3,63,338	4,81,668	3,85,921	2,66,567
Water-proofed clothing "	—	—	—	—	—	2,23,832	1,84,286	1,68,498	2,72,181	54,187
Total of Apparel "	—	—	—	—	—	82,08,356	94,67,296	80,88,894	42,37,888	37,10,378
Arms, Ammunition, and Military stores—										
Cartridge cases—										
Filled (a) No.	4,741,060	—	—	—	—	3,40,594	—	—	—	—
Shot gun cartridges filled, Rifle and other cartridges filled "	—	4,196,960	5,208,485	4,732,107	4,669,092	—	3,09,262	3,82,041	3,38,893	3,17,237
Empty "	398,577	1,283,082	1,372,667	1,766,270	1,265,885	15,754	81,314	94,377	97,973	81,441
Explosives—										
Blasting fuse { Lbs. & No. of Coils	346,114	235,571	129,382	111,066	108,354	3,13,962	1,53,442	1,04,085	81,692	67,006
Blasting Gelatine Lbs.	15,000	3,700	12,000	30,450	38,050	12,940	2,955	10,008	25,821	30,520
Gelatine dynamite "	209,000	211,700	131,000	89,950	117,550	1,52,187	1,54,092	95,577	66,369	86,158
Detonators No.	1,473,024	855,887	343,744	757,059	570,585	31,999	20,603	6,854	22,258	10,318
Others Fire-arms and parts thereof—										
Firearms No.	146,837	119,652	135,058	100,098	60,910	86,267	70,022	80,501	58,722	35,847
Parts of fire-arms Value	11,270	9,553	10,782	12,806	9,477	9,13,793	6,74,771	8,77,509	8,52,115	7,43,680
Other "	—	—	—	—	—	7,413	5,060	9,463	4,363	7,373
Total of Arms, etc. "	—	—	—	—	—	20,08,877	16,43,472	17,69,320	16,65,744	14,58,064
Art, works of, other than pictures "	—	—	—	—	—	1,08,432	1,17,414	67,751	1,36,332	1,29,858
Asbestos—										
Manufactured—Asbestos packing Value	—	—	—	—	—	1,16,736	1,03,994	1,66,690	2,38,012	94,497
Other manufactures "	—	—	—	—	—	7,34,132	9,13,565	8,09,235	7,98,220	3,08,896
Total of Asbestos "	—	—	—	—	—	8,50,868	10,22,559	9,75,925	10,36,232	4,03,393
Belting for machinery—										
Of cotton "	—	—	—	—	—	2,44,550	1,41,590	1,47,905	85,504	95,900
„ leather "	—	—	—	—	—	24,38,084	21,14,348	28,46,262	19,68,179	20,56,713
„ other materials (including coir) "	—	—	—	—	—	7,12,560	7,46,017	8,40,134	6,26,385	5,53,789
Total of Belting for machinery "	—	—	—	—	—	33,95,194	30,01,955	38,34,301	26,75,018	27,06,402

* Inclusive of imports by postal packets referred to Collectors of Customs for assessment.
(a) Subdivided from 1928-29.

TRADE AT CHIEF PORT
BOMBAY

(78)

No. 12—continued
IMPORTS—continued

PRINCIPAL AND OTHER ARTICLES	QUANTITY					VALUE				
	1927-28	1928-29	1929-30	1930-31	1931-32	1927-28	1928-29	1929-30	1930-31	1931-32
BOMBAY—continued										
BOMBAY (CHIEF PORT)—continued										
Bobbins . . . Value	—	—	—	—	—	25,68,870	21,48,032	27,70,813	33,58,630	27,23,264
Books, printed, and printed matter (not being Stationery), including maps and charts Cwts.	14,464	14,803	17,699	14,310	13,193	22,13,711	23,09,737	27,16,015	22,04,521	20,44,074
Boots and Shoes—										
All leather . . . "	208,210	187,524	148,172	80,075	89,523	11,23,266	10,03,889	7,78,059	4,44,666	4,40,461
Rubber sold—										
With canvas uppers (a) Pairs	—	324,758	590,260	1,521,402	1,383,891	—	5,55,225	7,18,541	12,09,248	8,61,338
With uppers of leather or other materials (b)	—	—	—	—	3,240	—	—	—	—	1,712
All rubber (b) . . . "	—	—	—	—	646,572	—	—	—	—	1,83,927
Other materials . . . "	218,599	158,617	747,734	669,845	25,618	4,57,879	2,57,733	4,21,161	3,27,848	81,961
Total of Boots and Shoes . . . "	426,809	670,899	1,481,166	2,271,325	2,148,844	15,80,945	18,16,847	19,18,661	19,81,562	15,78,399
R										
Brushes and Brooms—										
Brushes—										
Paint and Varnish Brushes . . . Dzs.	40,107	27,560	39,688	21,559	22,069	1,20,717	97,360	1,09,001	82,379	65,829
Toilet brushes . . . "	68,034	85,091	112,579	86,865	95,527	1,78,019	2,32,199	2,15,671	1,92,025	1,59,855
Other brushes . . . "	85,582	110,952	91,878	62,616	59,622	2,36,806	2,56,748	2,20,821	1,51,201	1,81,332
Brooms . . . "	360	217	455	205	1,080	3,420	2,554	4,999	2,161	4,794
Total of Brushes and Brooms . . . "	194,223	223,820	244,595	171,245	178,298	5,38,962	5,88,865	5,50,492	4,27,766	3,62,310
Building and Engineering materials, other than iron, steel, or wood—										
Asphalt . . . Tons	10,402	8,502	9,764	12,300	10,040	11,06,885	4,12,124	3,63,919	10,08,125	7,72,005
Bricks—										
Bricks, other than fire bricks . . . No.	19,616	29,438	13,161	5,082	360	3,377	5,691	4,334	1,769	272
Fire bricks . . . "	836,992	232,336	302,352	159,724	235,000	95,667	65,931	38,647	49,956	54,205
Cement—										
Portland . . . Tons	4,065	5,230	6,098	7,641	9,439	2,16,420	2,54,698	2,87,256	2,96,279	3,52,853
Other kinds . . . No.	91	102	201	416	86	21,800	20,880	62,183	34,665	13,651
Tiles . . . "	10,905,617	11,634,345	14,610,655	6,671,267	6,482,586	10,29,691	12,46,699	13,13,288	7,13,742	6,78,917
Other kinds . . . Value	—	—	—	—	—	1,96,038	2,20,512	2,46,854	1,09,821	80,384
Total of Building and Engineering materials . . . "	—	—	—	—	—	26,69,828	22,25,736	23,61,531	22,14,360	19,53,187
Buttons of all sorts—										
Metals . . . "	—	—	—	—	—	7,36,421	6,89,000	5,68,935	3,66,743	3,74,500
Other sorts . . . "	—	—	—	—	—	7,64,232	8,30,808	5,44,203	2,28,260	2,49,903
Total of Buttons . . . "	—	—	—	—	—	15,00,653	15,19,808	11,08,138	5,95,003	6,24,502
Canvas and Battans . . . Cwts.	22,467	19,048	26,520	21,544	23,320	3,10,568	2,46,070	3,10,633	2,38,724	2,58,892

(a) Separately shown from 1928-29.
(b) Separately shown from 1931-32.

No. 12—continued
IMPORTS—continued

PRINCIPAL AND OTHER ARTICLES	QUAN					VALUE				
	1927-28	1928-29	1929-30	1930-31	1931-32	1927-28	1928-29	1929-30	1930-31	1931-32
BOMBAY—continued										
BOMBAY (CHIEF PORT)—continued										
Chemicals and chemical preparations (excluding chemical manures and medicines)—										
Acids—										
Acetic (pyrogluconic acid) . Cwts.	1,466	1,358	1,115	1,238	2,391	54,883	53,788	41,661	39,009	55,305
Nitric	6	527	1,431	2,119	4,569	327	11,688	27,373	36,877	82,523
Sulphuric	936	4,203	4,746	4,109	1,888	8,029	39,544	24,140	32,894	14,404
Tartaric	619	1,040	998	897	911	51,939	90,364	97,630	79,929	74,555
Other sorts	2,860	3,155	3,039	2,795	1,977	33,268	1,03,019	1,17,175	91,876	91,501
Alum	18,404	24,128	19,229	9,491	9,755	1,23,852	1,63,428	1,43,903	73,346	78,839
Aluminous sulphates	12,384	14,533	13,404	8,836	9,126	57,227	67,900	56,528	39,073	39,475
Ammonia and salts thereof—										
Anhydrous	504	512	665	602	560	27,367	33,133	40,508	40,853	34,611
Others	4,785	8,137	4,597	4,591	6,613	1,15,736	1,55,691	1,03,583	1,07,073	1,58,908
Arsenic and its oxides Bleaching materials—	896	1,134	1,929	1,127	850	57,237	66,677	69,010	73,783	46,891
Bleaching powder (calcium hypochlorite, chloride of lime)	50,748	29,357	33,182	56,941	58,640	4,15,693	1,96,374	2,69,850	4,20,947	4,40,013
Other sorts	178	27	594	696	1,644	2,852	544	9,143	9,803	10,093
Carbide of Calcium	6,957	4,993	5,447	4,519	3,586	94,404	63,785	70,932	65,405	55,233
Copper sulphate	2,258	2,856	3,133	2,392	3,639	39,437	53,170	61,406	55,969	64,358
Disinfectants—										
Naphthalene	1,984	1,921	1,771	706	1,667	32,291	26,570	22,154	8,355	16,963
Others	3,325	10,141	11,017	10,948	7,862	2,59,141	2,93,416	3,06,926	2,95,195	2,76,393
Glycerine	1,299	1,376	1,360	2,314	2,079	91,326	94,078	87,475	96,309	74,539
Lead compounds—										
Acetate	5,636	3,413	2,753	2,061	1,909	1,67,947	1,07,590	77,703	55,904	40,613
Litharge	1,634	545	949	66	23	41,627	12,014	21,153	1,434	463
Others	136	71	4,155	1,981	24
Magnesium compounds—										
Chloride	34,958	21,977	31,883	23,631	21,021	1,31,404	72,260	89,149	67,546	62,741
Sulphate	47,156	25,226	40,336	25,097	2,402	1,28,556	73,950	1,26,740	85,687	11,785
Others	513	146	22	412	86	10,126	3,497	676	3,755	1,547
Potassium compounds—										
Bichromate	3,330	2,376	2,336	1,490	2,775	84,503	60,384	66,799	44,345	93,930
Chlorate	13,673	13,675	15,533	15,033	11,681	2,39,749	2,46,892	2,68,104	2,76,293	2,62,132
Other sorts	2,400	1,371	2,131	1,922	1,329	1,17,293	1,04,989	70,893	33,722	36,233
Soda compounds—										
Bicarbonate of soda (sodium bicarbonate)	17,304	25,932	27,510	23,234	29,275	1,12,870	1,42,046	1,99,169	1,96,365	2,39,965
Bichromate of soda	4,696	7,049	1,330	2,313	2,334	93,532	1,23,239	45,790	57,581	38,721
Borax (including boracic acid)	6,457	7,233	4,113	3,955	6,309	1,02,193	91,337	42,641	44,743	69,623
Caustic soda (sodium hydroxide)	31,432	33,837	37,236	53,374	53,136	3,91,436	4,16,190	4,75,341	7,23,924	3,13,145
Cyanide of sodium	280	301	..	46	200	26,219	9,315	..	3,036	13,541
Soda sulphide	36,619	26,323	32,635	24,936	31,531	2,65,102	1,62,975	2,37,050	1,91,002	2,23,433
Sodium carbonate (soda ash and soda crystals)	154,192	111,393	129,399	145,643	124,699	6,32,914	4,93,135	7,29,063	10,07,377	3,57,770
Sodium silicate	3,937	4,633	5,491	3,421	6,373	56,705	35,404	42,467	63,363	57,371
Other sorts	17,064	22,910	9,255	3,736	10,113	5,91,791	3,35,643	1,32,793	1,11,337	1,60,114
Sulphur (brimstone)	44,997	33,796	39,065	35,392	49,647	2,34,366	2,26,227	2,54,499	2,31,310	3,14,936
Zinc compounds—										
Chloride	24,274	13,529	22,329	19,933	31,066	3,44,346	1,77,621	2,72,696	2,22,135	3,32,251
Others	305	160	722	63	427	8,517	2,433	3,773	1,501	4,273
Other sorts of chemicals . Value	—	—	—	—	—	30,91,913	13,06,293	23,40,214	21,64,719	23,16,366
Total of Chemicals and Chemical preparations, etc.	—	—	—	—	—	84,07,337	62,44,934	71,21,639	73,11,224	75,90,301

TRADE AT CHIEF PORT
BOMBAY

(80)

No. 12—continued
IMPORTS—continued

PRINCIPAL AND OTHER ARTICLES	QUANTITY					VALUE				
	1927-28	1928-29	1929-30	1930-31	1931-32	1927-28	1928-29	1929-30	1930-31	1931-32
BOMBAY—continued										
BOMBAY (CHIEF PORT)—continued										
China clay . . . Cwts.	459,632	229,833	436,795	193,485	363,612	15,97,362	7,36,730	12,93,894	5,68,134	8,24,486
Clocks and Watches and parts thereof—										
Clocks and time-pieces . . . No.	182,109	234,795	203,875	140,210	33,944	7,02,955	8,69,311	7,91,760	5,54,625	3,66,133
Watches . . . "	200,031	208,054	204,291	104,386	49,883	6,02,460	5,12,776	4,40,696	2,15,973	99,134
Parts of clocks and watches . . . Value	—	—	—	—	—	52,716	50,375	46,864	34,347	35,533
Total of Clocks and Watches, etc. . . . "	—	—	—	—	—	18,58,131	14,32,462	12,79,340	8,04,945	5,00,800
Coal and Coke—										
Coal . . . Tons	207,099	133,479	132,680	103,532	27,348	45,44,936	25,53,239	33,27,749	18,51,980	6,36,580
Coke . . . "	792	1,088	1,034	1,005	904	28,693	26,042	35,807	30,124	29,560
Total of Coal and Coke . . . "	207,891	134,567	133,714	104,537	28,252	45,73,629	25,79,281	33,63,556	18,82,174	6,66,140
Coffee, other than roasted or ground . Cwts.	9,196	3,271	18,631	20,736	3,611	4,23,617	4,69,520	7,55,320	11,45,876	1,64,206
Cordage and rope of vegetable fibre (excluding jute and cotton) . . . "	4,057	6,136	3,624	6,456	7,980	3,25,780	3,33,588	4,13,296	3,14,158	2,03,346
Cork manufactures . . . "	1,521	1,597	1,073	1,238	1,094	1,04,370	1,02,390	94,483	1,06,563	89,461
Cutlery—										
Pruning knives . . . Value	—	—	—	—	—	3,354	468	1,659	477	383
Other kinds . . . "	—	—	—	—	—	12,45,676	12,32,646	14,07,586	7,68,786	6,99,993
Total of Cutlery . . . "	—	—	—	—	—	12,49,030	12,33,114	14,09,245	7,69,263	7,00,236
Drugs and Medicines (excluding chemicals and narcotics)—										
Aloes . . . Cwts.	954	890	1,261	1,058	746	24,402	21,482	34,331	25,950	18,399
Asafoetida . . . "	3,236	3,612	3,912	5,067	4,774	1,14,529	2,03,341	1,41,343	1,64,271	1,86,504
Camphor . . . Lbs.	606,236	663,619	614,642	570,985	566,385	11,16,463	10,93,755	10,96,945	9,72,952	10,18,479
Preparations of Opium and Morphia—										
Morphia . . . Ounces	441	381	556	227	209	6,949	5,835	8,379	4,925	4,073
Preparations of opium and morphia . . . Value	—	—	—	—	—	28,671	43,458	30,859	15,637	16,824
Proprietary and patent medicines . . . "	—	—	—	—	—	14,38,912	18,94,145	22,79,972	17,57,533	23,76,570
Quinine salts—										
Quinine sulphate or bisulphate . . . Lbs.	25,595	23,594	27,641	21,514	21,693	5,37,514	5,77,641	6,05,027	4,69,326	5,03,313
Quinine hydro- or dihydro- chloride . . . "	2,373	2,663	2,792	2,405	2,172	63,312	63,769	85,931	66,609	70,040
Other sorts . . . "	3,839	6,051	5,812	2,335	4,246	1,26,005	1,23,774	1,40,974	73,430	1,12,742
Saccharine . . . "	2,754	4,775	10,433	4,560	15,592	15,363	23,046	48,099	22,400	31,194
Other sorts of Drugs and Medicines . . . Value	—	—	—	—	—	40,10,365	38,09,333	42,78,403	37,63,132	33,08,602
Total of Drugs and Medicines . . . "	—	—	—	—	—	74,82,980	79,69,479	87,51,373	73,36,364	76,96,655
Dyeing and Tanning substances—										
Cochineal . . . Cwts.	2,221	1,834	1,718	1,471	1,053	4,52,686	5,43,422	3,97,505	2,66,834	1,63,526

No. 12—continued
IMPORTS—continued

PRINCIPAL AND OTHER ARTICLES	QUANTITY					VALUE				
	1927-28	1928-29	1929-30	1930-31	1931-32	1927-28	1928-29	1929-30	1930-31	1931-32
OMBAY—continued BOMBAY (CHIEF PORT)—continued										
Dyeing and Tanning substances—continued										
Dyes obtained from coal tar—										
Allizarine (a) . . . Lbs.	3,439,700	3,745,180	3,205,549	—	—	20,62,351	19,37,179	15,60,966	—	—
Allizarine dye dry	—	—	—	11,697	7,030	—	—	—	22,831	14,113
Allizarine dye moist—	—	—	—	—	—	—	—	—	—	—
Over 10 per cent and not exceeding 16 per cent.	—	—	—	218,400	182,560	—	—	—	83,823	88,576
Over 16 per cent and not exceeding 20 per cent.	—	—	—	1,699,264	1,776,785	—	—	—	7,78,258	8,76,564
Exceeding 20 per cent.	—	—	—	125,587	65,274	—	—	—	92,335	64,068
Total Allizarine . . .	3,439,700	3,745,180	3,205,549	2,054,948	2,081,649	20,62,351	19,37,179	15,60,966	9,72,247	10,43,811
Aniline . . .	10,691,690	10,661,959	10,387,922	9,367,905	10,676,355	1,44,79,200	1,46,70,122	1,21,70,840	1,31,98,510	1,56,01,267
Indigo, synthetic . .	9,296	15,680	57,456	826,112	522,256	14,435	22,120	72,857	11,12,013	6,49,437
Others	14	12,282	58	32,847
Saffron . . .	55,413	54,772	51,172	49,385	38,304	11,84,393	12,71,189	9,42,140	8,09,514	9,23,295
Other sorts (including lac-dye) . Cwts.	4,960	8,763	3,576	3,492	4,106	1,70,187	1,98,295	1,30,423	1,47,144	1,48,908
Total of Dyeing and Tanning substances . . Value	—	—	—	—	—	1,83,68,252	1,89,87,335	1,58,07,637	1,65,00,312	1,86,24,744
Earthenware and Porcelain—										
Earthenware—										
Sanitary ware . . .	—	—	—	—	—	2,49,125	3,65,704	3,83,655	3,24,614	2,90,183
Other kinds . . .	—	—	—	—	—	10,32,327	8,54,962	7,92,373	5,54,757	5,11,854
Porcelain—	—	—	—	—	—	—	—	—	—	—
Electrical . . .	—	—	—	—	—	1,13,830	80,711	1,29,983	1,20,230	75,841
Other kinds . . .	—	—	—	—	—	14,93,758	13,49,348	13,60,671	8,55,745	8,63,997
Total of Earthenware and Porcelain . . .	—	—	—	—	—	28,94,085	26,50,723	26,66,682	18,56,896	17,41,380
Electroplated ware . .	—	—	—	—	—	3,47,383	3,66,940	3,19,777	1,74,017	1,79,452
Fireworks . . . Lbs.	2,842,648	3,538,395	3,451,533	1,561,960	761,070	3,65,203	10,70,696	10,45,684	4,74,910	2,61,739
Fish (excluding canned fish)—										
Fish, dry, salted . . . Cwts.	25,208	12,442	17,329	13,193	31,107	3,79,045	2,09,479	2,82,420	2,64,476	2,03,256
Fishmaws and sharkfins . . .	4,414	3,380	3,220	3,570	7,995	39,701	49,399	40,094	36,447	90,999
Fish, other sorts . . .	974	2,282	542	1,171	2,539	19,023	38,828	24,956	22,189	39,367
Total of Fish . . .	30,686	18,604	21,091	22,934	41,641	4,34,769	2,97,706	3,56,470	3,23,112	3,28,616
Fruits and Vegetables—										
Fresh fruits and vegetables—										
Fresh fruits . . . Value	—	—	—	—	—	1,36,306	1,01,031	1,41,415	1,44,725	1,68,318
Fresh vegetables of all kinds . .	—	—	—	—	—	6,47,813	10,51,634	13,80,946	10,00,477	7,61,045
Fruits and vegetables: dried, salted, or preserved, not being canned or bottled—										
Almonds . . . Tons	5,308	5,270	5,032	3,317	2,337	46,63,931	44,32,262	41,51,034	28,93,925	19,28,662
Currents and raisins . . .	710	835	829	994	1,026	2,13,510	2,44,859	2,31,243	2,50,265	2,45,533
Dates . . .	39,099	27,209	32,399	33,496	31,442	74,22,738	52,51,755	58,82,028	45,11,443	44,55,720
Other sorts . . .	5,659	3,361	6,112	6,797	9,679	10,45,575	7,67,545	8,64,400	11,02,343	15,01,750
Total of Fruits and Vegetables . . Value	—	—	—	—	—	1,41,84,373	1,16,49,086	1,26,01,066	90,03,688	90,67,423
Furniture and Cabinetry—										
Bedsteads										
Furniture of wood (other than bedsteads) . .	—	—	—	—	—	1,90,015	1,36,259	2,06,422	96,305	1,02,351
Furniture of other materials (other than bedsteads) . .	—	—	—	—	—	4,13,201	3,13,823	5,70,265	3,80,739	3,12,918
Mouldings . . .	—	—	—	—	—	4,84,543	5,06,765	4,65,778	3,26,496	3,68,799
Total of Furniture and Cabinetry . .	—	—	—	—	—	2,97,598	4,88,628	3,06,580	2,86,278	1,65,616
Glass and Glassware—										
Bangles . . .										
Beads and false pearls . . . Cwts.	13,715	15,688	16,752	7,942	6,338	10,77,353	12,49,080	11,45,480	6,25,968	4,30,809
Bottles and phials—	—	—	—	—	—	—	—	—	—	—
Sodawater bottles Gross	9,277	12,398	18,596	9,586	13,924	2,52,806	3,07,076	4,37,024	2,42,323	3,01,653
Others . . .	199,452	221,313	242,937	217,762	147,952	6,38,987	8,53,406	7,57,677	6,14,968	4,04,731
Funnels, globes, and glass parts of lamps . . Value	—	—	—	—	—	8,61,336	7,31,701	7,02,176	3,74,208	2,45,452
Scientific glassware	—	—	—	—	—	64,325	69,746	43,170	42,699	24,670
Sheet and plate { Sq. ft. & Cwts.	7,935,804	6,908,903	7,668,125	5,735,323	5,066,586	11,46,884	10,26,610	11,95,832	8,05,345	7,19,432
Tableware (including decanters, tumblers, etc.) . . Value	—	—	—	—	—	3,70,826	5,27,434	6,12,133	4,50,526	2,61,162
Other glassware . . .	—	—	—	—	—	11,99,305	12,04,427	12,47,843	8,01,737	7,49,187
Total of Glass and Glassware . . .	—	—	—	—	—	1,03,05,333	1,03,34,820	1,16,10,877	71,49,054	56,68,706

TRADE AT CHIEF PORT
BOMBAY

No. 12—*continued*
IMPORTS—*continued*

PRINCIPAL AND OTHER ARTICLES	QUANTITY					VALUE				
	1927-28	1928-29	1929-30	1930-31	1931-32	1927-28	1928-29	1929-30	1930-31	1931-32
BOMBAY—<i>continued</i>										
BOMBAY (CHIEF PORT)—<i>continued</i>						R	R	R	R	R
Glue Cwts.	5,428	7,917	10,239	6,080	7,055	1,62,750	2,57,152	3,47,409	2,55,415	2,04,2
Grain, Pulse, and Flour—										
Beans (dry). Tons	73	84	68	9,512	4,417	14,606	17,838	15,159	13,81,344	5,61,7
Jowar and Bajra ”	43	41	3,212	170	7	8,160	5,531	5,59,223	21,040	7
Pulse ”	2,566	6,069	7,591	16,386	6,099	5,32,763	11,21,957	13,97,107	27,25,019	7,52,7
Rice, not in the husk ”	27,681	5,706	90	2,477	584	30,64,124	9,76,483	24,998	2,20,069	61,8
Wheat ”	43,042	106,543	130,354	89,641	27,805	70,13,763	1,62,68,154	1,81,56,730	97,37,263	20,44,8
Other sorts ”	330	148	896	228	53	66,378	27,245	1,08,400	27,800	5,7
Total of Grain, pulse, and flour ”	74,385	118,591	142,066	118,414	38,965	1,15,99,794	1,84,07,258	2,02,61,707	1,41,23,134	34,27,6
Graphite crucibles Cwts.	2,448	2,337	2,058	1,742	2,811	1,13,572	1,24,061	1,02,176	82,615	1,39,51
Gums and Resins—										
Arabic ”	4,592	13,349	9,988	7,234	3,304	1,01,853	3,17,354	2,76,686	1,73,751	73,3
Benjamin ”	8,524	8,806	8,584	6,787	7,981	4,29,420	4,95,625	4,98,787	3,81,672	4,61,0
Olibanum or frank- incense ”	20,492	18,691	24,208	23,071	16,036	2,74,655	2,84,279	4,48,908	2,90,393	1,84,8
Rosin ”	8,211	8,463	7,388	7,768	7,858	92,798	80,659	75,010	63,582	64,68
Other sorts ”	45,848	59,762	60,601	44,373	29,605	15,72,194	14,88,946	15,05,168	8,71,820	6,27,3
Total of Gums and Resins ”	87,167	109,071	121,269	94,733	66,734	24,70,429	26,66,863	28,04,554	17,81,198	14,11,3
Hardware, <i>excluding</i> Cutlery and Electro- plated ware—										
Agricultural imple- ments Value	—	—	—	—	—	1,93,216	1,65,556	1,74,273	1,30,056	72,9
Builders' hardware, such as locks, hinges, doorbolts, etc. ”	—	—	—	—	—	8,54,802	9,60,986	12,16,736	8,11,123	5,82,77
Domestic hardware, <i>other than</i> ena- melled ironware ”	—	—	—	—	—	6,25,832	5,28,208	4,24,730	2,57,766	2,49,08
Enamelled iron- ware ”	—	—	—	—	—	6,89,449	9,25,738	6,61,235	4,23,574	3,71,68
Gas mantles ”	—	—	—	—	—	5,04,725	4,38,255	4,55,631	3,49,149	2,37,90
Implements and tools, <i>other than</i> agricul- tural implements E and machine tools ”	—	—	—	—	—	18,43,326	17,00,900	17,32,082	11,86,724	10,01,630
Lamps, metal No.	1,651,773	1,541,037	1,372,154	763,580	577,518	24,83,069	23,37,015	23,03,279	13,92,955	9,71,054
Lamps Glass ”	41,891	17,519	9,360	5,767	12,237	41,339	27,366	8,792	3,624	24,130
Parts of lamps, <i>other</i> <i>than</i> glass Value	—	—	—	—	—	5,38,463	4,22,637	5,54,004	2,20,646	2,50,071
Stoves No.	79,936	90,356	87,289	49,401	48,078	3,79,104	3,89,394	3,74,605	1,87,888	1,97,623
Other sorts Value	—	—	—	—	—	81,82,682	79,75,501	78,16,863	51,14,650	45,51,307
Total of Hardware, etc. ”	—	—	—	—	—	1,62,86,057	1,59,61,646	1,57,22,330	1,00,95,155	85,10,213
Hides and Skins, raw—										
Hides, raw	341	231	394	43	51	6,65,956	3,67,300	4,82,817	51,153	49,460
—No. = 202,548	= 85,696	= 146,375	= 17,478	= 13,393						
Skins	636	641	682	303	426	7,93,901	7,36,750	6,81,084	2,18,449	2,22,301
—No. = 377,115	= 913,370	= 833,447	= 322,537	= 413,833						
Total of Hides and Skins, raw	977	872	1,076	406	477	14,59,917		11,13,901		2,71,731
—No. = 1,079,663	= 999,066	= 979,822	= 340,010	= 427,270						
Instruments, Apparatus, and Appliances and parts thereof—										
Electrical <i>including</i> tele- graph and telephone apparatus <i>not being</i> machinery—										
Electric fans and parts thereof Value	—	—	—	—	—	7,36,727	11,26,782	13,54,055	7,43,803	5,87,941
Electric wires and cables—										
Rubber, insulated ”	—	—	—	—	—	12,64,228	17,87,282	18,06,938	13,64,000	10,97,582
Insulations <i>other</i> <i>than</i> rubber ”	—	—	—	—	—	16,25,209	11,93,034	16,84,090	12,52,008	4,46,045
Telegraph and tele- phone wires and cables ”	—	—	—	—	—	31,084	95,551	59,952	40,853	64,666
Bare copper wire (electrolytic) <i>other</i> <i>than</i> telegraph and telephone (a) Cwts.	—	—	—	12,179	8,153	6,80,930	5,01,414	9,72,331	6,23,161	2,93,246

(a) Quantity shown from 1930-31.

No. 12—continued
IMPORTS—continued

PRINCIPAL AND OTHER ARTICLES	QUANTITY					VALUE				
	1927-28	1928-29	1929-30	1930-31	1931-32	1927-28	1928-29	1929-30	1930-31	1931-32
BOMBAY—continued										
BOMBAY (CHIEF PORT)—continued										
Instruments, Apparatus, and Appliances, and parts thereof—continued										
Electrical, including telegraph and telephone apparatus not being machinery—										
Telegraph and Telephone instruments and apparatus . Value	—	—	—	—	—	2,57,513	2,59,723	2,18,393	2,16,075	2,25,462
Electric lamps and parts thereof—										
Electric glow lamp† . No.	2,146,695	5,263,110	—	—	—	10,05,001	11,74,721	—	—	—
Gas filled electric bulbs (b) . "	—	—	—	—	4,58,810	—	—	—	—	5,25,304
Vacuum electric bulbs (b) . "	—	—	—	—	16,12,916	—	—	—	—	6,37,337
Electric bulbs for automobiles (b) . "	—	—	—	—	3,60,001	—	—	—	—	63,218
Electric bulbs for torches (b) . "	—	—	—	—	12,75,771	—	—	—	—	55,573
Wire less valves (b) . "	—	—	—	—	0,043	—	—	—	—	29,363
Flashlight including torch lights, pocket lamps, etc.* . "	—	—	454,186	1,324	—	—	—	2,85,908	4,767	—
Automobile lighting lamps* . "	—	—	530,005	520,002	—	—	—	78,859	83,018	—
Standard lighting lamps* . "	—	—	1,840,093	1,720,800	—	—	—	9,99,532	9,98,797	—
Electric lamps other sorts . "	160,785	394,719	73,835	5,336	6,360	1,70,484	3,14,076	1,02,109	49,100	50,207
Parts and accessories of Electric lamps Value	—	—	—	—	—	3,35,600	5,72,556	11,75,857	11,46,513	7,45,316
Batteries . "	—	—	—	—	—	1,46,345	1,07,761	53,396	45,277	36,551
Carbons, Electric (including furnace electrodes) . "	—	—	—	—	—	59,355	46,469	1,53,145	1,19,249	1,38,654
Accumulators (including parts) . "	—	—	—	—	—	6,28,554	8,08,446	13,35,707	10,05,792	4,58,184
Electric lighting accessories and fittings (including switches) . "	—	—	—	—	—	4,21,035	4,28,024	7,87,698	3,91,630	4,39,009
Electrical Instruments (other than telegraphic and telephonic)—										
Meters . "	—	—	—	—	—	2,86,550	2,96,168	4,04,137	2,31,550	2,71,078
Others . "	—	—	—	—	—	21,433	16,023	6,950	22,422	16,378
Electro-medicinal apparatus (including X-ray apparatus) . "	—	—	—	—	—	1,19,322	2,39,836	2,96,960	2,00,192	1,67,748
Switchboards (other than telegraph and telephone) . "	—	—	—	—	—	30,782	51,937	6,575	12,396	1,887
Electric goods and apparatus, not enumerated . "	—	—	—	—	—	9,17,105	9,94,978	11,52,646	13,17,398	9,99,664
Musical—										
Pianos and piano players, complete . No.	134	101	87	66	42	1,12,619	91,235	77,113	45,559	30,209
Talking machines and accessories—										
Talking machines . "	2,827	2,408	2,807	2,829	2,308	92,428	92,137	1,59,719	1,46,579	1,14,623
Records . "	38,578	75,601	197,172	127,574	89,800	32,374	55,133	2,26,372	1,68,729	1,00,929
Accessories . Value	—	—	—	—	—	1,39,522	1,78,367	2,24,866	1,01,823	2,00,239
Other sorts, including parts of musical instruments . "	—	—	—	—	—	2,34,060	3,02,355	2,39,801	2,69,511	1,69,300
Optical . "										
Photographic—										
Cinematograph films—										
Raw films, i.e., blank films on which no picture has been impressed . Length in feet	9,407,723	14,749,792	17,531,468	22,956,993	16,227,828	4,41,654	6,55,734	6,79,932	3,37,243	6,29,247
Exposed films . "	4,533,958	5,141,664	4,967,698	4,575,374	4,170,540	4,15,749	4,05,674	4,78,610	6,08,179	6,91,046
Photographic other than cinematograph films . Value	—	—	—	—	—	12,19,150	15,92,642	15,59,934	16,15,265	15,78,430
Scientific and philosophical . "										
Scientific and philosophical . "	—	—	—	—	—	10,32,367	9,50,066	8,88,020	7,37,023	6,28,140
Surgical . "	—	—	—	—	—	10,17,786	9,17,959	10,74,235	7,45,817	6,48,635
Wireless apparatus . "	—	—	—	—	—	9,19,194	5,00,609	3,37,314	2,34,571	5,61,054
Other kinds . "	—	—	—	—	—	5,79,401	6,29,492	6,22,525	4,52,007	4,96,632
Total of Instruments, etc. . "	—	—	—	—	—	1,53,74,960	1,69,13,356	2,00,29,370	1,83,04,891	1,34,88,120
Ivory—										
Unmanufactured . Lbs.	276,478	213,122	198,366	206,484	156,393	20,68,032	17,23,363	14,49,366	13,77,050	10,33,803
Manufactured . Value	—	—	—	—	—	33,712	20,990	9,977	10,642	5,577
Total of Ivory . "	—	—	—	—	—	21,01,744	17,44,353	14,59,343	13,73,692	10,39,380
Jewellery (excluding imitation Jewellery and precious stones and pearls unset), also plate of gold and silver—										
Jewellery (a) . "	—	—	—	—	—	3,10,495	3,48,712	15,47,928	31,87,354	11,63,833
Plate of gold and silver . "	—	—	—	—	—	3,72,912	3,28,477	3,73,583	2,02,374	3,38,400
Total of Jewellery, etc. . "	—	—	—	—	—	6,83,407	6,77,189	19,21,511	33,89,728	15,02,233

(a) Inclusive of imports by postal packets referred to Collectors of Customs for assessment from 1922-23.

* Discontinued and shown under new heads above from 1931-32.

† Discontinued from 1929-30. For new heads see below.

(b) Separately recorded from 1931-32.

TRADE AT CHIEF PORT
BOMBAY

(84)

No. 12—continued
IMPORTS—continued

PRINCIPAL AND OTHER ARTICLES	QUANTITY					VALUE				
	1927-28	1928-29	1929-30	1930-31	1931-32	1927-28	1928-29	1929-30	1930-31	1931-32
BOMBAY—continued										
BOMBAY (CHIEF PORT)—continued										
Leather—										
Hides, tanned or dressed { Tons =No.	4	16	47	25	12	36,060	99,295	1,39,923	1,70,048	84,505
	-1,727	-9,068	-12,010	-15,210	-5,635					
Skins, tanned or dressed { Tons =No.	20	29	44	35	58	2,16,978	3,46,134	4,86,005	4,31,531	6,17,676
	-42,178	-52,159	-88,157	-66,459	-108,238					
Unwrought . Cwts.	1,120	1,055	437	150	251	3,60,252	3,04,704	1,08,065	47,402	96,933
Leather cloth (including Artificial leather) Sq. yards	134,991	129,307	176,076	147,337	208,850	1,65,894	1,86,989	1,92,200	1,54,455	1,97,282
Manufactures (excluding boots and shoes and belting for machinery)—Bags and trunks Cwts.	158	198	180	108	109	49,200	67,143	53,612	38,392	47,495
Pickers " "	3,821	2,879	2,836	1,744	2,471	6,85,635	5,44,562	5,56,960	3,07,067	3,87,460
Picking bands and straps " "	2,203	1,968	2,240	2,463	2,851	5,48,125	5,12,831	5,63,102	5,45,730	6,15,474
Roller skins " "	645	581	586	1,148	708	7,58,402	5,78,281	6,84,145	6,09,368	6,69,529
Saddlery and harness " "	186	171	89	98	79	99,593	68,792	45,623	36,687	84,550
Other sorts " "	5,023	12,371	24,800	18,445	15,509	3,63,196	5,31,463	6,62,092	3,73,793	3,44,700
Total of Leather . Value	—	—	—	—	—	32,74,146	33,30,194	35,82,627	27,74,563	30,95,694
Liquors, including denatured and perfumed spirits—Ale, beer, and porter—Ale and beer—In bottle. Lq. Gals.	569,621	597,088	608,690	709,399	763,216	13,95,125	14,50,062	19,33,374	18,36,372	15,38,537
In bulk " "	671,808	563,709	669,425	574,139	441,446	8,72,417	7,70,530	8,52,999	6,64,037	5,07,517
Stout and Porter—In bottle " "	39,909	33,517	46,565	38,316	29,957	1,59,668	1,35,754	1,77,376	1,49,398	1,16,004
In bulk " "	12,717	12,930	14,724	23,392	9,574	16,220	19,190	17,060	25,873	9,797
Cider and other fermented liquors " "	2,760	3,192	3,351	1,338	1,384	14,835	17,479	17,390	10,040	6,971
Spirit—										
Brandy { Lq. Gals.	155,369	135,321	137,882	109,225	49,104	16,18,417	13,18,514	13,36,016	11,33,620	5,68,993
Proof " "	123,483	109,105	106,827	81,834	37,607					
Gin { Lq. " "	35,272	32,637	38,045	34,327	19,287	3,24,656	2,85,400	3,35,391	3,07,719	1,70,612
Proof " "	25,434	23,614	27,434	24,416	13,720					
Liqueurs . . Lq. " "	3,637	3,069	4,250	2,532	1,355	64,278	48,718	61,395	33,343	21,224
Rum { Lq. " "	10,103	8,327	7,139	3,451	3,172	59,633	50,431	40,617	22,597	37,554
Proof " "	9,673	7,522	5,755	2,853	2,429					
Whisky { Lq. " "	123,270	116,089	122,344	117,877	62,404	20,26,837	18,96,379	20,52,290	20,12,336	10,42,251
Proof " "	95,760	85,378	91,915	90,240	47,433					
Spirit, present in drugs, medicines or chemicals . Lq. " "	51,200	63,973	56,801	33,375	41,124	13,73,234	16,33,382	16,05,605	10,92,262	11,81,551
Spirit, perfumed " "	5,693	5,457	5,136	3,574	3,548	4,34,862	4,35,811	4,34,883	2,67,697	2,52,176
Denatured spirits—Imported direct Spirits denatured at Custom Houses immediately on arrival before clearance " "	10	120	..	8	..	44	328	..	57	..
Other sorts " "	301,093	247,922	(a) 293,366	(b) 367,158	394,662	3,56,808	2,76,561	3,28,137	4,22,188	3,93,711
Total of Spirit " "	9,090	9,620	11,176	7,918	6,575	3,35,291	3,52,771	3,93,474	2,95,311	2,36,446
Total of Spirit " "	694,742	622,517	675,930	684,445	581,321	65,98,110	62,98,795	65,87,803	55,82,160	39,04,518
Wines—										
Champagne and other sparkling wines " "	8,977	8,188	7,824	5,383	2,797	2,61,613	2,10,492	2,17,266	1,54,740	79,112
Port " "	11,150	10,305	10,097	7,720	4,139	1,40,394	1,13,221	1,17,638	92,447	44,081
Still red wines, other than port " "	20,247	16,485	18,467	13,977	11,178	1,44,065	1,18,319	1,24,395	1,00,041	62,856
Sherry, Madeira and Marsala " "	10,272	8,243	9,568	8,092	6,074	1,33,010	1,12,648	1,27,267	1,17,050	84,932
Still white wines, other than Sherry, Madeira and Marsala " "	5,662	4,068	4,568	3,376	2,690	49,597	38,937	45,537	34,993	21,670
Other sorts, including Vermouth and Ginger wines " "	28,359	26,307	25,589	26,992	12,315	2,02,042	1,58,159	1,45,166	1,50,993	75,275
Total of Wines " "	84,667	73,596	76,193	65,450	39,243	9,30,631	7,45,876	7,77,479	6,49,373	3,67,926
Total of Liquors " "	2,076,224	1,906,450	2,289,783	2,192,479	1,866,141	99,86,996	94,35,716	1,03,63,486	89,67,253	64,62,170

(a) The whole quantity was denatured at the docks.

Resides this 1,580 L. G. of potable spirit imported from Java were subsequently denatured in bond.
(b) The whole quantity was denatured at the docks.

No. 12—continued
IMPORTS—continued

PRINCIPAL AND OTHER ARTICLES	QUANTITY					VALUE				
	1927-28	1928-29	1929-30	1930-31	1931-32	1927-28	1928-29	1929-30	1930-31	1931-32
BOMBAY—continued										
BOMBAY (CHIEF PORT)—continued										
Machinery and Millwork— Prime-movers (other than electrical)—										
Locomotives—										
Oil Engines No.	4	9	7	11	12	26,843	56,310	63,459	73,038	73,038
Parts of Oil En- gines Value	—	—	—	—	—	90	4,506	803	622	10,963
Steam Engines No.	92	76	67	32	27	8,04,294	6,92,756	4,03,503	2,36,107	3,34,805
Parts of Steam Engines Value	—	—	—	—	—	2,76,476	3,65,328	2,06,442	1,76,153	2,40,344
Railway locomotive Engines and ten- ders and parts*	—	—	—	—	—	—	26,40,143	38,74,380	42,80,264	14,55,658
Others	—	—	—	—	—	2,735	363	146	1,018	—
Other than Locomo- tives—										
Gas Engines No.	7	43	19	14	2	15,689	18,827	23,694	5,748	1,817
Parts of Gas En- gines Value	—	—	—	—	—	16,984	28,206	12,717	12,654	8,346
Oil Engines No.	1,625	2,206	2,851	1,277	781	34,20,914	42,48,563	48,22,270	21,04,806	18,84,336
Parts of Oil En- gines Value	—	—	—	—	—	7,31,208	6,69,559	8,06,763	6,23,279	4,30,231
Steam Engines No.	95	98	66	27	23	8,25,555	7,86,726	4,67,075	3,20,739	2,77,874
Parts of Steam En- gines Value	—	—	—	—	—	2,35,314	2,34,232	3,00,840	2,75,601	2,27,426
Others	—	—	—	—	—	27,894	1,81,429	2,61,385	5,75,675	74,726
Electrical machinery of all kinds, not including Instru- ments, apparatus, appliances, and parts thereof—										
Control and Switch gear	—	—	—	—	—	10,57,517	10,21,490	13,86,520	10,03,330	11,51,535
Generators, alternators, and dynamos	—	—	—	—	—	5,13,613	8,42,936	13,27,464	7,32,380	7,87,180
Motors	—	—	—	—	—	9,83,403	14,24,070	15,09,399	9,23,013	8,74,616
Transformers	—	—	—	—	—	3,42,412	2,33,510	5,40,048	4,50,212	2,44,551
Turbo-Generating sets	—	—	—	—	—	1,26,676	3,04,485	6,37,962	12,914	1,27,203
Others	—	—	—	—	—	27,09,445	20,02,362	33,42,548	15,33,554	10,54,087
Machinery, not being prime-movers or elec- trical machinery—										
Erated water making machinery	—	—	—	—	—	65,263	66,292	60,058	56,764	1,24,627
Agricultural machi- nery—										
Agricultural tractors and parts	—	—	—	—	—	2,11,722	2,62,887	2,84,102	1,16,454	34,916
Ploughs and parts	—	—	—	—	—	51,192	95,464	84,971	40,777	52,201
Other sorts	—	—	—	—	—	85,280	79,944	66,468	37,090	43,938
Boilers	—	—	—	—	—	19,72,381	24,07,646	19,71,904	19,67,909	18,46,442
Boots and shoes manu- facturing machi- nery	—	—	—	—	—	19,317	4,440	1,999	23,944	14,279
Metal working machi- nery (including machine tools)	—	—	—	—	—	21,33,069	13,50,226	19,61,008	15,28,302	10,32,034
Mining machinery—										
Coal	—	—	—	—	—	—	8	96	336	6,795
Other sorts	—	—	—	—	—	2,22,393	1,33,143	1,08,322	1,01,367	85,621
Oil crushing and refining machinery	—	—	—	—	—	8,00,046	10,78,790	9,17,554	2,34,131	3,37,578
Paper mill machinery	—	—	—	—	—	25,677	34,100	25,981	30,603	26,208
Refrigerating machi- nery	—	—	—	—	—	2,52,903	11,79,004	6,44,908	6,85,184	4,25,526
Rice and flour mill machinery	—	—	—	—	—	3,29,629	4,26,995	4,01,893	2,32,152	1,61,690
Saw mill and wood working machinery	—	—	—	—	—	2,36,318	1,69,036	1,86,352	1,58,239	98,600
Sewing and knitting machines and parts thereof—										
Sewing and knitting machines No.	12,261	16,193	15,607	12,292	10,650	11,70,093	16,80,169	18,19,314	12,22,756	11,02,200
Parts of sewing and knitting machines and accessories Value	—	—	—	—	—	98,085	1,04,663	1,23,084	1,27,333	89,241
Sugar machinery	—	—	—	—	—	43,581	73,794	83,642	90,130	72,348
Textile machinery—										
Cotton—										
Bleaching and dye- ing machinery	—	—	—	—	—	4,03,596	3,41,157	2,25,550	89,500	3,16,376
Printing machinery	—	—	—	—	—	9,333	24,074	3,033	18,605	6,331
Spinning machi- nery	—	—	—	—	—	70,66,825	90,36,156	88,47,930	82,51,987	80,83,304
Weaving machi- nery	—	—	—	—	—	59,37,555	56,22,100	51,77,187	44,14,441	57,78,140
Other sorts	—	—	—	—	—	14,55,493	16,73,338	13,21,043	7,11,312	7,10,213
Shuttles (excluding those for sewing machines)	—	—	—	—	—	3,76,032	5,91,433	7,43,036	7,05,776	8,00,210
Wool machinery	—	—	—	—	—	50,995	25,463	45,596	14,076	26,783
Other sorts	—	—	—	—	—	2,89,323	3,88,763	6,60,739	6,97,170	6,19,224

*Transferred from Railway plants and rolling stock which ceases to be a separate head from 1928-29.

TRADE AT CHIEF PORT
BOMBAY

(86)

No. 12—continued
IMPORTS—continued

PRINCIPAL AND OTHER ARTICLES	QUANTITY					VALUE				
	1927-28	1928-29	1929-30	1930-31	1931-32	1927-28	1928-29	1929-30	1930-31	1931-32
BOMBAY—continued										
BOMBAY (CHIEF PORT)—continued										
Machinery and Millwork—continued										
Machinery, not being prime-movers or electrical machinery—continued										
Typewriters—										
Typewriters . No.	5,371	6,520	5,173	5,285	1,471	7,85,867	9,19,967	6,89,084	7,68,841	2,19,959
Parts and accessories . Value	—	—	—	—	—	59,673	86,284	90,085	84,234	42,122
Other sorts of machinery (excluding printing machinery) . "	—	—	—	—	—	58,34,660	79,33,583	62,16,316	40,89,313	39,87,760
Total of Machinery and Millwork . "	—	—	—	—	—	4,30,73,522	5,21,91,265	5,22,67,167	3,99,42,893	3,57,79,425
Manures (excluding oil cake)—										
Nitrogenous—										
Nitrate of Soda . Tons	376	481	1,337	70	390	67,816	76,468	1,90,296	10,695	49,854
Sulphate of Ammonia . "	1,784	2,761	4,962	5,041	4,365	3,03,618	4,16,329	7,14,284	6,96,039	5,25,325
Other sorts . . "	206	155	593	587	..	29,672	20,980	85,451	82,930	12
Wheatmeal . . "	20	—	4,170	—
Compounds—										
Fish Manures . "	4,557	2,468	1,815	1,142	711	4,18,171	2,05,982	1,50,640	94,889	57,649
Other kinds . . "	50	61	9	1	114	2,008	4,198	618	127	23,684
Total of Manures . "	6,993	5,926	8,716	6,841	5,530	8,25,450	7,23,907	11,41,269	8,84,730	6,56,524
Matches—										
Safety . . Gross of Boxes	395,781	228,512	246,623	183,023	58,659	3,88,434	2,24,348	2,34,775	1,49,435	45,708
Other sorts . . "	349,367	41,113	2,626	3,95,848	49,576	3,459
Total of Matches . "	745,148	269,625	249,249	183,023	58,659	7,83,792	2,74,424	2,38,234	1,49,435	45,708
Rags and matting (except coloured rubber) . Sq.Yds.										
	436,708	530,399	525,996	714,671	6,25,255	1,84,880	2,26,148	1,95,627	2,07,603	1,43,664
Metals and Ores—										
Aluminium—										
Unwrought (ingots, blocks, bars) . Cwts.										
	20	27	4	14	21	1,420	1,401	357	1,121	1,695
Wrought—										
Circles and sheets—										
Circles . "	61,872	60,308	61,845	44,614	19,007	56,41,045	49,89,136	49,48,008	33,30,559	18,23,331
Sheets . "	1,897	2,631	1,525	614	686	1,57,562	1,99,088	1,09,097	43,566	45,955
Other manufactures . "	1,981	1,911	2,474	1,852	1,689	1,76,179	1,75,923	2,49,191	1,80,211	1,61,313
Total of Aluminium . "	65,770	64,772	65,868	47,094	21,833	59,76,206	53,65,497	53,01,048	35,55,457	16,32,299
Antifriction metal . "	369	583	1,125	1,319	337	39,743	44,806	59,402	67,070	25,803
Brass, Bronze, and similar alloys and manufactures thereof—										
Unwrought . . "										
	935	20	249	916	37	30,778	3,576	21,572	49,379	1,361

* Discontinued from 1931-32.

No. 12—continued
IMPORTS—continued

PRINCIPAL AND OTHER ARTICLES	QUANTITY					VALUE				
	1927-28	1928-29	1929-30	1930-31	1931-32	1927-28	1928-29	1929-30	1930-31	1931-32
BOMBAY—continued										
BOMBAY (CHIEF PORT)—continued										
Metals and Ores—continued										
Brass, etc.—continued										
Wrought—										
Mixed or yellow metal for sheath- ing Cwts.	249,372	246,381	164,316	163,637	194,590	1,14,10,739	1,19,76,503	84,41,636	66,22,182	68,69,177
Rods "	6,185	3,394	6,891	5,798	4,109	2,54,778	1,20,576	3,09,067	2,27,848	1,18,513
Sheets "	923	718	4,671	1,250	324	44,123	39,008	2,33,367	61,082	15,390
Tubes "	674	759	1,080	1,283	1,035	37,671	53,759	78,894	75,678	50,469
Wire "	4,165	3,321	5,476	3,025	2,587	2,13,671	1,98,117	2,90,126	1,48,319	1,00,176
Othersorts "	11,066	10,975	6,506	9,265	4,778	6,72,418	7,13,186	4,72,830	5,05,214	3,76,374
Total of Brass, etc. "	273,380	265,568	189,389	185,174	207,515	1,20,64,083	1,31,09,815	98,47,452	76,83,002	75,24,520
Copper—										
Ore Tons	..	6	..	2	4,000	..	1,094	..
Old, for re-manufacture Cwts	1,620	2,179	2,010	3,238	1,481	57,809	74,990	75,746	1,18,018	46,377
Unwrought—										
Tiles, ingots cakes, bricks, and slabs "	1,374	933	2,277	4,030	379	59,996	44,176	1,27,937	1,65,303	14,869
Wrought—										
Braxiera "	..	326	1,089	127	15,647	65,229	4,080	..
Rods "	6,154	3,289	4,124	2,926	1,733	3,23,362	1,76,727	2,59,368	1,60,952	74,346
Sheets "	136,360	140,755	66,719	105,182	94,289	65,78,294	73,14,590	40,93,858	49,28,717	40,40,802
Tubes "	2,485	801	1,190	1,642	1,029	1,01,866	67,685	1,00,133	1,03,534	52,402
Wire, excluding wire of telegraph and telephone "	1,752	1,153	1,616	1,421	2,313	1,04,410	70,291	1,15,960	77,225	86,513
Other manufactures "	1,942	1,816	2,671	1,765	3,601	2,11,747	1,83,923	2,37,388	1,51,621	1,78,820
Total of Copper (ex- cluding Ore) "	151,637	151,253	81,696	120,331	104,876	74,97,894	70,38,020	50,76,119	57,04,350	44,94,634
German silver (including nickel silver) "	11,617	13,250	14,067	9,595	10,447	9,83,648	15,15,200	11,73,353	7,83,869	7,23,304
Iron—										
Ore Tons	..	15	21	45	15	..	1,766	2,533	5,662	1,742
Pig "	1,699	460	690	1,476	51	1,33,275	88,899	55,707	1,07,009	7,110
Manufactures—										
Angle and tee, bolt, and rod "	4	15	10	2	2	429	3,039	2,683	479	443
Bars and channels "	426	204	368	311	123	85,861	41,802	61,462	62,593	27,632
Rice bowls "	32	60	83	29	27	10,204	19,115	25,226	3,359	7,725
Total of Iron (ex- cluding Ore) "	2,061	739	1,141	1,818	203	2,29,769	1,02,655	1,45,078	1,78,940	42,960
Steel—										
Angle and tee "	17,373	16,493	15,733	3,014	7,517	16,54,368	16,80,340	15,91,785	7,04,056	6,55,410
Spring "	1,432	499	7	480	632	2,30,950	68,086	2,123	63,245	90,780
Bars other than Cast Steel "	61,240	49,757	55,033	22,776	21,159	59,00,206	55,37,519	58,47,213	21,49,451	18,39,833
Cast—										
Tool, steel—										
High speed "	50	75	153	112	50	2,03,481	1,72,469	3,05,505	2,04,334	1,01,910
Carbon "	340	207	230	127	35	1,42,839	1,09,904	2,16,559	63,330	45,924
Cast steel bars "	22	97	64	102	58	6,852	39,243	22,127	13,332	12,635
Other cast steel "	133	233	109	135	137	35,360	61,056	27,191	32,578	33,293
Ingots, blooms, billets, and slabs "	304	241	306	207	444	43,092	34,394	55,773	30,313	52,849
Total of Steel "	80,899	67,612	71,835	32,013	30,141	32,26,493	77,54,410	80,63,297	32,75,339	28,82,703

PRINCIPAL AND OTHER ARTICLES	QUANTITY					VALUE				
	1927-28	1928-29	1929-30	1930-31	1931-32	1927-28	1928-29	1929-30	1930-31	1931-32
BOMBAY—continued										
BOMBAY (CHIEF PORT)—continued										
Metals and Ores—continued										
Iron or steel—										
Anchors and cables . Tons	68	33	101	92	47	21,014	12,539	37,278	34,802	18,461
Beams, channels, pillars, girders, and bridge-work	30,113	30,800	24,824	19,757	12,051	30,07,306	35,20,699	25,19,619	18,56,275	10,52,831
Bolts and nuts	2,816	4,182	3,564	2,407	2,091	8,05,066	12,03,920	11,88,593	7,51,009	6,49,711
Fencing materials (including fencing wire)	2,825	3,272	3,174	2,402	1,317	7,56,138	8,65,306	9,15,835	5,75,770	3,59,631
Hoops and strips	14,787	16,977	18,106	14,594	9,103	19,04,231	25,32,844	24,82,075	18,88,602	10,70,538
Nails, rivets, and washers (excluding wire nails)	7,075	7,397	6,040	4,031	4,435	20,73,071	21,46,287	17,08,117	12,85,000	12,37,301
Old, for re-manufacture	987	383	226	1,842	873	30,811	14,633	7,050	53,039	22,344
Pipes and fittings, cast	5,338	2,907	1,770	1,155	535	11,61,078	6,12,086	4,63,277	3,62,802	1,82,812
Rails, chairs, and fish plates (including those for railways)—										
Protected—										
Rails 30 lbs. per yard and over, and fish-plates therefor	835	6,617	2,385	5,801	282	86,969	8,11,266	2,95,080	7,28,600	61,028
Others	453	716	112	111	42	39,448	71,980	11,301	10,732	9,476
Not protected	534	804	44	5	3	68,933	1,39,445	9,994	2,841	669
Wood screws	403	309	225	312	398	2,61,642	1,61,506	1,37,998	1,80,510	2,41,815
Metal thread screws	25	104	30	11	3	22,168	30,093	7,996	4,334	1,014
Sheets and plates—										
Galvanised—										
Corrugated	72,553	75,342	64,727	39,189	25,506	1,55,07,514	1,54,16,750	1,30,97,251	69,90,875	54,55,490
Plain	8,124	8,075	7,429	6,030	5,376	19,02,536	17,30,148	16,02,276	11,56,516	11,96,294
Tinned—										
Tin plates	6,394	5,566	9,336	5,263	1,771	20,75,021	17,44,059	20,52,550	16,59,630	4,77,773
Other sorts	911	168	19	3,19,733	49,368	10,053
Not galvanised or tinned—										
Sheets up to ½-inch thick	11,408	11,123	7,773	4,261	4,192	18,06,224	15,32,317	10,51,192	5,35,143	5,77,734
Plates over ½-inch thick	12,462	10,172	9,612	5,142	2,549	14,64,258	12,51,947	11,40,465	7,44,019	3,06,685
Other sorts	1,411	777	446	76	8	1,57,967	94,959	56,255	8,233	1,323
Sleepers and keys of steel or iron for railways*	—	7,198	7,256	5,896	3,381	—	9,17,375	7,49,743	7,56,513	4,91,596
Tubes, pipes and fittings, wrought	8,823	8,788	8,396	9,466	5,817	22,09,455	21,37,540	23,50,209	26,23,515	17,35,536
Wire nails	2,551	2,351	1,798	1,382	1,440	4,26,550	3,82,294	2,95,433	2,03,778	2,22,567
Wire rope—										
Black	34	30	23	7	7	30,946	21,794	17,137	9,968	5,963
Galvanised	231	282	190	149	183	1,15,692	1,46,612	1,02,932	83,161	83,203
Wire, other than fencing wire	2,345	3,327	2,238	2,964	2,160	4,03,826	5,66,381	4,37,773	4,30,399	3,46,745
Other manufactures of iron or steel	7,820	10,613	7,906	6,455	6,616	18,35,534	27,48,672	23,06,440	19,38,033	14,33,310
Total of Iron or Steel	201,336	218,259	187,806	139,701	90,141	3,84,48,236	4,08,64,428	3,59,41,167	2,49,57,725	1,72,48,304
Lead—										
Unwrought—										
Ore	110	86	69	83	66	53,978	32,060	23,234	31,409	22,243
Other sorts	41	91	853	1,106	117	789	476	8,994	12,863	1,233
Wrought—										
Sheets, pipes and tubes—										
Sheets	5,280	5,670	5,403	4,032	3,707	1,06,030	1,00,674	1,01,165	66,225	45,678
Pipes and tubes	3,690	5,399	4,278	4,397	3,419	82,333	1,09,971	86,681	80,392	56,623
Sheets for tea chests	—	139	2,395
Other sorts	2,336	6,233	2,462	1,764	1,376	58,168	1,01,221	50,452	38,235	22,236
Total of lead (excluding Ore)	11,397	17,537	13,001	11,319	8,610	2,47,379	3,14,737	2,47,492	2,07,215	1,25,825
Total of lead	62,310	112,610	68,651	70,610	98,433	2,16,042	3,08,579	2,68,889	3,10,210	4,12,041

*Transferred from Railway Plant and Rolling Stock which ceases to be a separate head from 1928-29.

No. 12—continued
IMPORTS—continued

PRINCIPAL AND OTHER ARTICLES	QUANTITY					VALUE				
	1927-28	1928-29	1929-30	1930-31	1931-32	1927-28	1928-29	1929-30	1930-31	1931-32
BOMBAY—continued						R	R	R	R	R
BOMBAY (CHIEF PORT)—continued										
Metals and Ores—continued										
Solder Cwts.	1,609	901	2,852	752	1,629	1,74,800	86,200	2,28,756	48,132	83,424
Tin—										
Unwrought (blocks, in- gots, bars, and slabs) . . .	16,674	9,924	13,254	14,092	12,139	31,51,514	15,57,597	18,19,283	18,87,969	11,31,265
Wrought (in- cluding plates or sheets, not being tinned iron)	136	152	79	125	80	31,968	31,533	15,501	20,302	2,957
Total of Tin . . .	16,810	10,077	13,333	14,217	12,169	31,83,482	15,89,100	18,34,784	18,88,271	11,34,242
Zinc or Spelter—										
Unwrought . . .	43,545	24,181	10,862	11,987	10,024	8,13,007	4,72,273	3,13,201	1,66,790	2,04,230
Wrought or ma- nufactured . . .	7,336	5,431	9,058	9,918	4,868	2,13,257	1,47,849	2,32,430	1,40,418	84,562
Other sorts . . .	84	140	4	1,951	3,094	100	2	..
Total of Zinc or Spelter	50,965	33,752	25,924	18,855	23,892	10,28,215	6,23,221	5,45,740	3,07,208	2,88,792
Metals, unenum- erated	3,236	2,695	3,820	5,366	2,600	1,91,638	2,06,353	1,84,186	1,71,980	1,03,396
Ores, unenumerated Tons	7	3	1,913	1,850
Total of Metals . .	318,666	314,935	281,368	194,296	1,40,201	7,91,03,388	7,99,07,545	6,99,22,342	4,86,45,163	3,66,22,847
Total of Ores . . .	116	107	90	137	84	53,978	37,829	30,317	40,078	25,350
Total of Metals and Ores	318,782	315,042	281,458	194,433	1,40,285	7,91,57,366	7,99,45,374	6,99,52,659	4,86,85,241	3,66,48,197
Oils—										
Animal—										
Fish oil	Cwts. & Gals. 391 4,888	1,222 15,031	1,742 21,305	3,044 36,975	981 12,226	13,197	24,898	47,524	83,387	18,322
Other kinds	Cwts. & Gals. 217 2,093	220 2,730	362 4,438	30 367	26 333	10,355	7,683	12,413	1,227	1,093
Essential—										
Synthetic	Lbs. & Gals. 23,239 2,537	19,789 2,084	25,738 2,870	19,004 2,211	18,106 2,004	1,12,323	1,26,017	1,41,336	93,783	91,500
Natural—										
Eucalyptus	Lbs. & Gals. 6,794 762	4,475 497	4,427 458	1,509 168	3,885 426	24,524	15,047	14,564	4,991	12,349
Lemon	Lbs. & Gals. 4,343 481	2,842 316	4,437 495	2,378 323	3,294 393	24,263	14,117	30,777	11,806	11,326
Peppermint	Lbs. & Gals. 6,411 711	8,719 970	12,256 1,363	6,954 774	9,470 1,050	45,522	61,036	77,397	33,066	42,743
Other sorts	Lbs. & Gals. 64,414 7,131	78,455 8,732	85,510 9,436	94,930 10,664	94,471 10,566	1,23,645	1,23,009	1,48,067	1,47,648	1,64,292
Mineral—										
Fuel Oils	Tons & Gals. 194,950 49,099,766	161,381 40,827,111	200,027 49,999,974	193,445 49,273,453	202,562 50,456,716	1,05,45,012	85,07,181	99,68,963	99,04,023	1,02,93,910
Kerosene—										
in bulk	95,14,335	1,12,90,118	1,04,62,077	1,52,09,331	1,27,07,692
in tins	5,30,756	1,85,573	6,58,885	14,40,503	6,86,176

TRADE AT CHIEF PORT
BOMBAY

(90)

No. 12—continued
IMPORTS—continued

PRINCIPAL AND OTHER ARTICLES	QUANTITY					VALUE				
	1927-28	1928-29	1929-30	1930-31	1931-32	1927-28	1928-29	1929-30	1930-31	1931-32
BOMBAY—continued										
BOMBAY (CHIEF PORT)—continued										
Oils—continued										
Mineral—continued										
Lubricating Oils . Gals.	3,828,027	3,402,074	3,418,333	3,276,003	2,897,324	44,68,983	41,38,508	40,89,609	35,84,940	34,62,801
Petroleum dangerous flashing below 76° F including petrol, benzine and benzol. "	16	..	1,493,010	710,998	2,930,810	16	..	9,80,798	4,05,187	16,48,588
Paints, Solutions and Compositions dangerous flashing below 76° F . "	4,259	22,763	26,708	18,245	82,993	17,851	1,43,664	2,25,197	1,39,827	2,12,952
White oil (a) . "	—	—	6,84,416	330,899	192,277	—	—	5,09,141	2,58,249	1,38,071
Other kinds . "	1,234,071	1,331,833	440,367	299,025	88,822	12,85,485	16,73,914	5,88,475	4,43,821	1,03,122
Mineral grease (including petroleum Jelly (c) lbs.	—	—	—	—	979,548	—	—	—	—	2,17,427
Vegetable, non-essential—										
Cocunut . { Cwts. & Gals.	13,676 1,69,862	18,866 229,379	462 5,547	1,011 12,577	2,035 24,844	3,28,268	5,03,594	13,388	21,502	35,115
Linseed . { Cwts. & Gals.	15,771 186,134	13,794 166,538	12,459 155,359	7,539 107,541	9,850 122,434	6,89,464	5,94,736	5,94,244	3,90,882	3,50,055
Other sorts . { Cwts. & Gals.	281 3,480	186 2,258	481 5,882	629 7,301	592 7,076	13,102	7,832	15,770	20,077	17,013
Total of Oils . Value	—	—	—	—	—	2,77,50,096	2,72,20,397	3,75,28,140	3,23,44,005	3,02,77,522
Oil-cloth and floor-cloth . Sq. Yds.	359,928	546,696	575,435	306,637	300,116	3,50,954	4,95,416	535,301	2,64,080	2,25,674
Opium* . Lbs.	20	..	lbs. 2 cr. 4	307	..	45
Paints and painters' materials—										
Paints and colours—										
Barytes . Cwts.	3,284	9,215	7,903	3,216	3,327	15,053	30,625	28,151	25,668	25,046
Blue paint or paris blue . "	35	150	415	3,201	4,329	2,822	11,154	15,021	1,23,037	1,51,148
Rawmels prepared (d) . "	2,890	3,239	3,544	—	—	2,31,639	2,46,033	2,59,126	—	—
Graphite . "	2,982	2,036	1,334	2,027	2,493	46,727	35,519	25,021	31,964	37,257
Red lead—										
Genuine dry . "	11,915	10,046	8,221	8,069	5,253	2,97,918	2,27,725	1,85,381	1,57,970	67,032
Reduced dry . "	44	224	250	138	..	731	2,430	2,161	1,369	..
White lead—										
Genuine dry . "	3,388	2,340	1,959	1,914	1,772	90,540	60,741	59,598	51,065	42,435
Reduced dry . "	31	15	..	40	1	825	382	..	931	65
Genuine moist . "	3,798	2,229	1,255	1,072	849	1,00,276	66,847	39,478	32,674	26,935
Reduced moist . "	95	70	..	12	0	2,474	2,052	—	483	210
Lithophone (b) . "	—	—	—	856	620	—	—	—	11,474	7,900
Zinc white—										
Genuine dry . "	1,547	5,615	3,437	4,098	4,610	43,792	1,23,989	1,78,264	85,968	90,923
Reduced dry . "	295	1,709	122	64	161	4,109	32,799	1,738	987	2,323
Genuine moist . "	22,617	18,520	15,963	17,657	13,399	7,66,527	6,13,298	5,22,311	5,08,625	4,64,351
Reduced moist . "	341	75	254	201	50	9,253	1,803	5,680	2,419	466
Other sorts (c) . "	79,390	82,294	75,618	—	—	22,16,031	22,97,489	22,62,230	—	—
White dry . "	—	—	—	1,258	1,217	—	—	—	27,631	10,399
Coloured dry . "	—	—	—	23,778	19,702	—	—	—	5,06,328	4,91,034
White moist . "	—	—	—	3,602	5,318	—	—	—	2,04,020	1,15,412
Coloured moist . "	—	—	—	25,009	23,362	—	—	—	3,70,326	7,53,786
Painters' materials (other than paints and colours)—										
Turpentine—										
Genuine Turpentine . "	1,301	1,751	3,000	1,240	904	65,966	61,742	95,729	33,360	22,331
Turpentine substitute . "	3,626	1,606	2,129	1,167	1,546	69,282	34,752	39,724	20,866	25,197
Varnish . "	11,437	11,594	11,089	6,236	6,700	3,24,069	7,61,608	6,76,538	3,67,239	3,66,465
Other kinds . Value	—	—	—	—	—	4,20,396	5,07,330	5,90,270	3,78,398	3,30,079
Total of Paints and Painters' materials . "	—	—	—	—	—	52,08,421	51,23,119	49,87,286	35,04,297	30,52,349
Paper and Paste-board—										
Paper—										
Wrapping paper . Cwts.	129,275	111,059	124,676	107,371	98,497	28,54,592	22,34,769	21,92,497	18,54,592	14,98,501
Printing paper—										
Newsprinting . "	182,699	167,099	193,090	170,539	1,51,721	15,65,014	19,72,549	22,01,971	18,02,480	15,84,514
Other sorts . "	81,107	87,236	85,243	68,673	59,542	16,98,904	18,07,204	18,21,572	14,01,321	11,79,166
Writing paper and envelopes—										
Writing paper (Reams and in large sheets) . Cwts.	744,732	803,023	853,182	431,105	5,13,956	22,26,199	22,61,445	26,40,385	14,30,281	17,32,369
Note and letter paper and envelopes Cwts. imported separately . "	3,077	3,855	3,389	2,191	2,032	2,32,699	2,06,338	1,02,305	1,13,375	1,21,507
Old newspapers in bales and bags . "	7,593	6,689	3,722	4,946	7,336	3,83,660	3,27,069	4,09,789	2,50,736	3,42,308
Old newspapers in bales and bags . "	174,410	172,300	195,000	154,447	1,75,153	8,65,106	3,22,576	9,33,388	6,37,742	3,09,697

(a) Separately recorded from 1929-30.
(b) " " " " " " 1930-31.
* Retained as a special case.

(c) Subdivided from 1930-31.
(d) Included in Varnish from 1930-31.
(e) Separately recorded from 1931-32.

No. 12—continued
IMPORTS—continued

PRINCIPAL AND OTHER ARTICLES	QUANTITY					VALUE				
	1927-28	1928-29	1929-30	1930-31	1931-32	1927-28	1928-29	1929-30	1930-31	1931-32
BOMBAY—continued										
BOMBAY (CHIEF PORT)—contd.										
Paper and Pasteboard—contd.										
Paper—contd.										
Other kinds of paper	Cwts. 12,068	10,143	19,871	20,763	25,713	5,21,832	4,65,716	8,67,820	9,41,003	8,35,520
Paper manufactures	1,638	8,044	4,686	4,513	5,218	1,62,830	3,06,522	2,44,728	2,42,177	2,48,502
Pasteboard, mill-board, and cardboard of all kinds—										
Straw boards	117,447	87,565	127,368	137,113	118,641	6,98,162	5,13,483	7,13,869	7,62,459	6,73,270
Other kinds	12,623	16,223	20,950	20,630	31,497	2,72,573	3,13,759	3,69,668	3,51,358	4,79,575
Manufactures of pasteboard, millboard and cardboard	1,162	1,897	1,325	963	902	85,485	1,01,530	77,497	47,040	45,545
Total of Paper and Pasteboard	776,065	770,367	900,887	755,009	749,554	1,15,67,206	1,13,22,915	1,27,51,010	98,85,114	95,41,172
Papermaking Materials—										
Pulp of wood	Cwts. 1,604	10,045	18,238	19,403	36,716	13,857	1,06,586	2,03,346	1,80,696	3,17,094
Rags and other materials	39	76	5	38	..	1,589	2,035	100	1,075	..
Total of Papermaking Materials	1,643	10,121	18,243	19,441	36,716	15,446	1,08,621	2,03,446	1,81,771	3,17,094
Paraffin Wax	Tons 338	432	448	471	209	99,481	1,30,183	1,59,785	1,22,263	62,462
Perfumery not being perfumed spirits	Value —	—	—	—	—	3,00,392	1,30,602	1,11,786	75,194	1,16,994
Pitch and Tar—										
Coal tar and pitch	Cwts. 68,524	36,861	22,799	28,211	38,256	4,10,619	1,65,115	95,299	1,15,711	1,48,478
Stockholm tar and pitch	2,021	1,955	823	1,539	1,632	21,035	23,747	8,735	17,745	18,361
Total of Pitch and Tar	70,545	38,816	23,622	29,750	39,888	4,31,654	1,88,862	1,04,034	1,33,456	1,66,839
Pollishes—										
Pollishes and compositions for application to leather	Value —	—	—	—	—	5,12,330	5,49,658	4,96,708	3,99,722	3,93,811
Pollishes and compositions for application to metals	—	—	—	—	—	1,51,029	1,63,210	1,57,303	1,21,282	1,31,005
Other sorts	—	—	—	—	—	1,25,110	87,639	88,938	95,310	48,751
Total of Pollishes	—	—	—	—	—	7,88,469	8,00,507	7,43,004	6,16,314	5,74,467
Precious Stones and pearls, unset—										
Diamonds*	—	—	—	—	—	53,27,046	56,47,634	45,62,463	27,99,080	24,05,321
Other Precious stones	—	—	—	—	—	70,999	64,939	1,03,833	1,02,129	56,804
Pearls	—	—	—	—	—	40,72,877	25,69,760	23,41,630	10,90,450	10,54,844
Total of Precious stones and pearls, unset	—	—	—	—	—	94,70,922	82,82,338	70,07,926	39,92,259	35,16,969
Printing and Lithographing machinery and materials (excluding paper)—										
Printing and Lithographing Presses	—	—	—	—	—	4,70,589	6,97,117	5,54,766	5,74,287	4,59,346
Printing type	Cwts. 538	730	557	512	314	78,233	1,63,213	92,945	72,126	57,153
Printers' and Lithographer's ink	Value —	—	—	—	—	4,30,344	2,60,448	2,92,719	2,33,788	2,95,404
Other materials	—	—	—	—	—	6,13,305	2,91,423	2,81,104	2,06,680	2,02,469
Total Printing, etc.	—	—	—	—	—	16,01,471	14,12,401	12,21,534	10,86,881	10,14,374
Prints, Engravings, and Pictures—										
Photographs and picture post-cards	—	—	—	—	—	67,801	61,160	86,510	43,998	33,449
Others	—	—	—	—	—	1,14,812	2,03,859	2,22,444	1,50,952	3,76,628
Total of Prints, etc.	—	—	—	—	—	2,02,113	3,70,019	3,08,954	1,99,950	4,10,077
Provisions and Oilman's stores (including Fish and fruits, and vegetables canned or bottled)—										
Bacon and hams	Cwts. 4,054	4,191	3,216	2,991	1,573	4,48,831	3,94,668	3,22,476	2,89,579	1,29,844
Biscuits and cakes	7,947	8,468	6,849	4,956	4,134	8,58,612	8,66,031	7,45,683	5,20,356	4,07,682
Canned and bottled provisions (not specified elsewhere)—										
Canned or bottled fruits	6,287	6,480	6,846	5,171	1,777	3,82,127	2,93,470	2,96,908	2,13,898	43,796
Tinned or canned fish	1,293	2,243	1,585	1,770	304	88,241	1,31,642	90,859	93,456	11,540
Vegetable Products (Vegetable ghee, etc.)	147,680	131,448	101,468	104,213	40,162	87,22,458	54,93,019	40,70,361	38,90,391	14,97,225
Others	34,661	42,911	42,383	42,401	49,115	24,15,318	27,03,557	27,99,574	25,06,478	26,90,536
Cheese (including canned)	3,911	3,376	2,943	2,593	1,250	3,67,969	3,55,689	3,18,953	2,61,772	1,07,563
Ghee	245	134	80	399	776	14,872	12,408	5,087	26,294	51,444
Cocoa and chocolate	869	2,246	806	191	292	59,606	82,127	26,839	17,936	21,633

* Inclusive of imports by postal packets referred to Collectors of Customs for assessment from 1922-23.

TRADE AT CHIEF PORT
BOMBAY

(92)

No. 12—continued
IMPORTS—continued

PRINCIPAL AND OTHER ARTICLES	QUANTITY					VALUE				
	1927-28	1928-29	1929-30	1930-31	1931-32	1927-28	1928-29	1929-30	1930-31	1931-32
BOMBAY—continued										
BOMBAY (CHIEF PORT)—continued										
Provisions and Oilman's Stores, etc.—continued										
Confectionery Cwts.	8,875	9,784	8,485	6,880	6,232	8,78,991	9,27,791	7,90,485	6,16,884	5,86,723
Farinaceous and patent foods—										
Farinaceous foods in bulk Cwts.	48,005	62,258	59,749	59,631	66,549	8,23,908	6,99,091	6,29,906	6,25,408	6,56,282
Milk foods for infants and invalids (wholly or mainly milk) "	1,830	2,745	2,416	1,735	1,290	3,74,861	4,46,945	5,15,752	3,81,796	2,45,684
Other sorts "	5,609	6,084	4,182	4,548	1,124	2,47,082	3,61,139	2,20,778	2,22,408	95,516
Isinglass "	514	194	240	270	267	1,14,655	47,407	57,189	63,806	62,389
Jams and jellies "	4,334	4,115	3,944	3,371	468	2,24,272	2,09,924	1,92,331	1,55,474	13,789
Milk, condensed and preserved, including milk cream "	4,608	4,589	5,040	4,470	4,022	3,53,760	3,05,493	2,97,655	2,48,013	1,03,621
Pickles, chutnies, sauces, and condiments "	312	449	361	254	347	41,304	48,969	57,857	41,220	45,760
Other sorts of Provisions Value	—	—	—	—	—	1,82,258	2,84,814	2,05,478	4,23,888	7,00,497
Total of provisions, etc. "	—	—	—	—	—	1,45,98,701	1,86,15,023	1,16,44,322	1,05,98,072	74,81,734
Railway plant and rolling-stock—(a)										
Carriages and parts thereof "	—	—	—	—	—	88,70,888	—	—	—	—
Wagons and parts thereof "	—	—	—	—	—	8,01,311	—	—	—	—
Locomotive engines and tenders and parts thereof "	—	—	—	—	—	19,04,392	—	—	—	—
Materials for construction—										
Sleepers and keys of steel or iron Tons	33,991	—	—	—	—	50,78,193	—	—	—	—
Sleepers of wood "	2,840	—	—	—	—	3,15,344	—	—	—	—
Other kinds of materials "	1,210	—	—	—	—	11,93,638	—	—	—	—
Total imports made direct by State Railways working under Company's management Value	—	—	—	—	—	1,36,37,192	—	—	—	—
Total imports made by other Railways, etc. "	—	—	—	—	—	40,28,014	—	—	—	—
Total of Railway plant and rolling-stock "	—	—	—	—	—	1,76,65,206	—	—	—	—
Rubber—										
Raw Lbs.	168	6,918	119,444	138,538	208,408	375	10,847	99,709	89,957	74,815
Manufactures—										
Pneumatic motor covers No.	147,426	138,059	139,507	123,133	97,568	60,96,964	50,46,081	61,77,340	54,72,638	36,33,056
Pneumatic motor tubes "	168,602	129,978	138,296	125,571	105,143	11,98,029	9,15,894	9,03,436	9,34,795	6,12,584
Pneumatic motor cycle covers "	5,310	2,441	2,313	2,353	2,230	68,570	39,073	34,624	34,424	22,470
Pneumatic motor cycle tubes "	12,154	5,345	3,904	4,367	4,423	25,965	14,142	12,182	14,206	10,050
Pneumatic cycle covers "	262,456	235,220	379,361	469,316	698,608	4,15,885	6,27,035	6,40,805	7,71,083	10,61,432
Pneumatic cycle tubes "	311,317	436,871	508,592	509,936	774,810	3,74,948	5,05,877	5,29,148	5,02,012	5,99,808
Solid rubber tyre for motor vehicles "	4,297	2,483	2,719	1,244	1,341	6,58,130	3,79,552	3,95,651	1,59,371	1,74,277
Other Manufactures except apparel and boots and shoes Value	—	—	—	—	—	11,78,266	9,48,401	8,63,767	7,63,030	7,75,607
Total of Rubber "	—	—	—	—	—	1,00,17,132	24,86,902	97,46,802	87,41,905	69,70,954
Seeds—										
Oil-seeds—										
Essential Tons	926	848	875	326	463	4,31,226	4,01,276	4,41,460	1,44,021	1,71,369
Non-essential—										
Copra or coconut kernel "	1,423	1,511	40	436	707	5,33,959	5,09,167	15,567	1,41,986	2,23,026
Linseed "	13	97	125	22	43	1,927	13,855	21,910	2,835	3,555
Sesamum (til or jinjil) "	13	7	11	299	86	2,928	1,951	1,634	41,027	9,585
Others "	125	330	1,278	824	693	38,497	86,266	2,96,203	1,14,865	76,852
Other than Oil-seeds "	12	46	92	208	196	11,366	20,327	17,459	47,330	38,123
Total of Seeds "	2,511	2,838	2,416	2,115	2,258	10,19,503	10,32,842	7,94,263	4,62,064	5,23,010

(a) Discontinued from 1928-29.

No. 12—continued
IMPORTS—continued

PRINCIPAL AND OTHER ARTICLES	QUANTITY					VALUE				
	1927-28	1928-29	1929-30	1930-31	1931-32	1927-28	1928-29	1929-30	1930-31	1931-32
BOMBAY—continued						R	R	R	R	R
BOMBAY (CHIEF PORT)—continued										
Shells and Cowries— Cowries . . . Cwts.	6,082	8,288	7,597	8,052	13,713	40,551	52,627	42,770	30,798	61,957
Shells— Shells (chanks, sankhli, large ornamental shells, cowras, mother-of-pearl shells, and oyster shells) . . . "	1,451	1,721	1,196	1,219	1,230	35,089	34,185	32,765	20,852	29,005
Tortoise shell (including nakhla or nakli) . . . Lbs.	17,514	22,217	20,143	14,377	18,661	27,882	45,222	34,375	21,535	24,848
Total of Shells and Cowries . . . Value	—	—	—	—	—	1,03,522	1,32,034	1,09,910	91,180	1,15,810
Smoker's requisites (excluding Tobacco) . . . "	—	—	—	—	—	2,92,764	1,85,550	1,82,681	88,254	78,032
Soap— Household and laundry soap in bars or tablets . . . Cwts.	152,450	153,994	175,320	110,077	108,886	44,54,602	41,69,835	45,02,185	24,57,389	20,07,974
Toilet soap . . . "	18,360	15,096	13,674	7,482	7,889	14,69,853	15,83,457	14,01,863	7,10,378	8,05,824
Other sorts . . . "	2,168	1,502	2,938	3,426	4,749	82,898	65,785	1,16,660	1,18,582	1,60,866
Total of Soap . . . "	167,968	170,592	191,930	120,935	121,024	60,07,353	58,19,077	61,10,658	32,86,291	29,74,664
Spices— Beteelnuts . . . "	121,676	166,439	199,786	133,294	185,747	25,11,921	23,44,920	23,09,523	18,54,500	18,90,585
Cassia . . . "	27,715	34,734	32,023	32,405	30,267	5,26,855	5,61,318	4,80,414	4,56,208	4,02,043
Cloves . . . "	63,577	53,100	66,151	51,516	65,644	23,37,326	25,49,935	36,83,070	23,84,299	31,67,685
Ginger . . . "	952	5,161	3,434	1,730	294	37,806	1,59,423	1,18,447	54,723	8,890
Nutmegs . . . "	4,228	4,210	5,150	4,866	4,837	3,73,202	3,64,775	4,21,316	2,67,423	2,36,605
Pepper . . . "	2,166	3,937	3,232	6,131	5,860	1,85,895	3,27,715	3,03,070	4,49,996	3,64,577
Other sorts . . . "	2,954	2,922	3,313	2,654	2,313	2,25,743	2,02,799	2,52,558	1,84,443	1,66,457
Total of Spices . . . "	223,269	270,553	313,041	232,696	244,862	66,95,553	70,10,800	81,23,893	61,51,697	62,87,642
Starch and Farina— Starch . . . "	179,056	129,345	85,747	56,943	83,901	17,71,493	12,53,304	10,07,840	5,95,297	7,95,249
Farina and potato flour . . . "	63,148	33,036	59,907	69,143	97,434	8,39,063	4,22,321	5,41,751	4,85,860	7,18,590
Sago flour (a) . . . "	—	—	120,131	153,982	168,524	—	—	8,93,552	9,54,524	8,50,071
Total of Starch and Farina . . . "	247,204	167,931	265,785	280,073	349,859	26,10,561	16,75,625	25,03,143	20,35,651	23,63,910
Stationery— Stationery (excluding paper)— Pencils (excluding slate pencils) . . . Dozens	1,098,343	1,042,383	933,439	383,280	791,631	2,05,922	2,31,753	2,17,999	80,529	1,14,267
Other sorts . . . Value	—	—	—	—	—	36,09,657	29,76,199	32,30,933	23,75,229	21,51,430
Total of Stationery . . . "	—	—	—	—	—	36,15,579	32,07,952	34,48,937	24,61,758	22,65,697
Stone and Marble— Stone and marble . . . Tons	1,655	1,909	5,906	2,772	2,655	1,56,724	1,63,340	2,22,546	1,69,582	1,35,858
Articles of stone and marble . . . "	315	55	51	100	41	68,118	30,306	30,309	71,375	26,664
Total of Stone and Marble . . . "	1,970	1,964	5,957	2,872	2,696	2,24,840	1,93,646	2,52,855	2,41,457	1,62,522
Sugar— Sugar, 16 Dutch standard and above (b) . . . "	161,467	195,436	154,330	—	—	3,24,21,645	3,87,05,056	2,74,98,571	—	—
Sugar 23 Dutch standard and above . . . "	—	—	—	169,129	67,018	—	—	—	1,95,84,679	76,07,623
Sugar below 23 Dutch standard but not below 16 Dutch standard . . . "	—	—	—	11,199	3,010	—	—	—	12,00,437	3,01,144
Beet Sugar . . . "	14,930	6,334	61,264	34,873	61,214	30,40,643	12,67,115	1,15,17,882	39,68,949	61,50,296
Sugar, 15 Dutch standard and below . . . "	359	120	306	152	429	70,986	29,492	1,20,632	37,604	1,06,041
Molasses . . . "	1,223	1,059	1,051	1,173	237	61,098	44,513	46,775	63,980	15,113
Total of Sugar . . . Tons	177,979	202,919	217,451	216,531	131,958	3,55,94,372	4,00,47,076	3,01,93,850	2,48,60,649	1,41,80,527

(a) Separately recorded from 1929-30.
(b) Sub-divided from 1930-31.

TRADE AT CHIEF PORT
BOMBAY

(94)

No. 12—continued
IMPORTS—continued

PRINCIPAL AND OTHER ARTICLES	QUANTITY					VALUE				
	1927-28	1928-29	1929-30	1930-31	1931-32	1927-28	1928-29	1929-30	1930-31	1931-32
BOMBAY—continued										
BOMBAY (CHIEF PORT)—continued										
Tallow and Stearine—										
Grease (excluding mineral grease) Cwts.	4,350	3,029	475	1,412	711	1,06,227	61,699	17,379	35,848	14,590
Other sorts "	80,231	63,309	82,667	83,580	93,746	22,74,291	19,09,722	25,43,619	21,55,808	16,23,911
Total of Tallow and Stearine "	84,581	66,338	83,142	84,992	94,457	23,80,518	19,71,421	25,60,998	21,91,151	16,48,501
Tea—										
Black . . . Lbs.	1,622,148	3,162,538	2,507,472	1,695,669	2,490,978	11,89,762	22,05,477	16,93,400	11,10,815	15,09,177
Green . . . "	3,115,650	2,371,415	3,558,440	2,758,630	2,900,341	23,13,423	21,81,699	18,07,296	19,83,204	19,33,217
Total of Tea . . "	4,737,798	5,533,953	6,125,912	4,454,299	5,400,319	40,03,185	43,87,176	35,65,702	30,94,010	34,42,394
Telephones, materials for construction and accessories (excluding electrical) Value	—	—	—	—	—	1,43,684	1,02,814	1,54,120	65,432	4,138
Textile—										
Cotton—										
Raw . . . Tons	66,044	28,783	23,913	57,780	75,809	6,74,12,669	3,89,26,394	3,41,12,286	6,32,50,293	6,70,11,007
Waste . . . Cwts.	313	137	3	6	..	10,388	5,833	12	150	..
Twist and yarn—										
Grey (unbleached)—										
Nos. 1 to 10 Lbs.	260,005	15,900	112,020	1,53,306	12,646	65,990
" 11 to 15 "	541,200	13,050	810	3,37,700	8,241	746
" 16 to 20 "	208,023	45,740	499	24,580	15,235	1,51,895	37,741	520	12,846	7,304
" 21 to 25 "	3,178	22,675	..	343	..	2,527	65,598	..	489	..
" 26 to 30 "	108,196	91,093	238,219	82,464	12,372	1,06,145	93,661	2,76,348	28,741	10,818
" 31 to 40 "	13,330,648	7,026,807	5,433,119	2,563,433	3,120,289	1,23,45,405	78,49,659	58,53,574	21,94,250	21,40,261
" 41 to 50 "	643,377	516,301	723,802	212,646	61,620	8,46,749	7,34,362	9,14,046	2,40,459	58,332
" 51 to 60 "	760,419	1,141,205	938,178	206,739	89,883	10,25,115	15,61,078	11,77,703	2,17,911	94,464
" 61 to 100 "	313,887	329,454	494,825	125,906	62,008	5,25,120	6,22,797	8,18,859	1,94,921	86,002
Above No. 100 "	35,327	20,859	33,120	23,842	400	40,312	54,506	82,840	49,786	762
Twofolds (doubles) "	4,327,861	4,437,082	3,694,828	2,270,689	2,578,782	57,46,775	64,64,762	47,50,743	24,44,359	25,87,495
White (bleached)—										
Nos. 26 to 30 "	16,800	400	10,200	23,880	500	13,337
Others . . . "	18,679	11,600	10,850	1,854	4,347	27,527	19,526	21,757	3,135	6,789
White twofolds (doubles) . . "	2,193,985	2,332,648	1,923,476	1,766,489	1,585,052	35,71,951	34,86,786	26,26,875	20,30,701	15,10,164
Coloured—										
Nos. 26 to 30 "	14,100	14,999	10,365	1,710	6	22,406	21,106	13,678	2,729	4
" 31 to 40 "	247,897	209,095	208,099	21,278	22,771	3,51,253	3,13,868	3,03,377	27,811	24,585
" 41 to 50 "	77,227	38,911	22,400	13,495	22,000	1,01,762	58,379	29,613	16,446	22,958
Others . . . "	2,051	2,562	2,151	1,540	..	3,263	4,257	3,274	1,300	..
Twofolds (doubles) "	168,964	129,320	70,609	35,374	4,070	2,93,110	2,60,475	1,24,122	53,881	5,513
Mercerised cotton yarn—										
Nos. 1 to 20 . . . "	—	—	18,675	5,100	..	—	—	20,287	4,554	..
Above No. 50 . . . "	..	10,650	21,970
Others . . . "	479	14,545	2,400	1,500	1,500	1,337	19,701	3,571	1,031	2,029
Twofolds (doubles) "	5,846,535	3,891,044	5,278,301	2,865,766	4,403,117	1,08,70,875	79,54,989	90,28,656	42,58,763	66,89,573
Unspecified descriptions of Twist and Yarn "	8,649	25,265	20,425	6,294	14,748	17,181	16,078	34,607	14,259	30,171
Total of Twist and Yarn Manufactures—	28,627,487	20,596,714	19,246,961	10,189,042	12,091,010	3,70,70,744	2,96,88,686	2,70,58,986	1,17,98,567	1,32,95,914
Blankets . . . Lbs.	93,437	73,271	25,966	35,713	8,222	82,467	57,751	16,183	14,748	7,548
Canvas . . . Yds.	496,796	764,987	538,010	463,629	209,681	2,10,360	4,57,379	4,01,397	2,77,468	1,40,535
Handkerchiefs and shawls in the piece—										
Handkerchiefs No.	1,509,461	1,983,132	3,657,498	604,446	23,143	2,65,886	3,09,209	5,12,789	57,001	2,459
Shawls . . . "	786	840	1,049	2,235	1,397	3,417
Hosiery—										
Stockings and Socks Doz. pairs	470,642	405,494	444,233	274,740	335,798	11,47,078	7,51,135	9,09,640	4,20,530	4,39,331
Underwear . . . doz.	520,530	550,482	436,939	282,618	314,509	23,66,006	21,66,764	16,40,419	8,92,522	7,92,322
Other kinds . . . Value	—	—	—	—	—	75,747	52,708	40,479	16,360	7,741
Total of Hosiery . . . "	—	—	—	—	—	87,88,831	29,70,627	25,99,733	13,29,412	12,39,394
Lace and patent net . . . Yds.	1,135,176	1,182,450	1,205,783	431,944	615,192	6,49,368	6,32,196	6,18,442	2,19,924	3,02,657

No. 12—continued
IMPORTS—continued

PRINCIPAL AND OTHER ARTICLES	QUANTITY					VALUE				
	1927-28	1928-29	1929-30	1930-31	1931-32	1927-28	1928-29	1929-30	1930-31	1931-32
						R	R	R	R	R
BOMBAY—continued										
BOMBAY (CHIEF PORT)—continued										
Textiles—continued										
Cotton—continued										
Manufactures—continued										
Piece-goods—										
Grey (unbleached)—										
Plain Grey—										
Chadars . . . Yards	31,700	138,164	..	60	..	7,567	32,281	..	14	..
Dhutis, Saris and Scarves . . . "	78,868	257,680	1,600	26,067	74,577	450
Drills and Jeans . . . "	5,025,625	0,016,118	6,320,592	927,124	1,043,471	17,26,023	18,64,203	17,56,310	2,42,711	2,40,306
Jaconets, includ- ing Madapollans, Mulls and Cam- brics . . . "	23,017,838	26,077,324	19,704,408	5,808,415	10,314,874	38,46,491	45,22,517	31,01,055	7,02,007	10,15,482
Longcloth and Shirt- ings . . . "	86,148,909	99,991,728	132,984,777	51,146,211	48,164,896	2,24,25,558	2,47,49,072	3,02,71,087	1,04,08,000	81,17,800
Sheetings . . . "	16,650,158	3,853,306	11,573,050	3,044,543	3,709,705	41,62,711	9,17,670	27,19,458	5,45,825	6,31,323
T Cloth and Do- mestics . . . "	86,915	20,429	11,070	27,663	5,959	3,000
Unspecified des- criptions . . . "	177,239	892,267	1,073,753	307,947	1,155,593	43,257	1,78,249	2,17,529	43,097	1,35,732
Total, Plain Grey . . . "	132,127,252	137,247,022	171,678,290	61,234,300	64,391,539	3,22,65,342	3,23,44,528	3,80,68,880	1,19,42,693	1,01,49,834
Bordered Grey—										
Dhutis, Saris and Scarves . . . "	7,234,747	12,031,114	20,523,779	4,104,120	336,817	21,26,030	35,78,491	53,40,682	030,123	62,714
Longcloth and Shirtings . . . "	..	19,211	4,158
Unspecified des- criptions . . . "	38,505	125,837	5,948	15,432	..	12,658	26,138	2,941	5,343	..
Total, Bordered Grey . . . "	7,273,252	12,776,162	20,534,727	4,209,552	336,817	21,39,288	36,08,777	53,49,623	9,35,466	62,714
Total, Grey (un- bleached Plain and Bordered) . . . "	139,400,504	150,023,184	192,213,017	65,443,852	64,778,356	3,44,04,630	3,59,53,305	4,34,18,502	1,28,78,159	1,02,12,548
White (bleached)—										
Chadars . . . "	13,482	25,882	3,960	2,070	14,312	1,266
Checks, Spots, and Stripes . . . "	1,460,533	1,442,856	946,603	243,059	307,383	5,38,876	5,64,704	3,48,510	78,501	90,921
Dhutis, Saris, and Scarves . . . "	9,259,302	16,030,983	13,588,873	2,662,132	138,833	35,28,207	59,20,010	47,33,536	7,00,023	25,609
Drills and Jeans . . . "	3,412,361	3,405,835	3,363,235	1,146,246	1,030,882	10,67,814	10,06,084	18,57,923	6,09,016	4,01,583
Flanne and Flannelottes . . . "	14,370	7,277	22,641	19,330	24,539	5,585	3,741	3,036	5,848	5,713
Jaconets, Mada- pollans, Cam- brics, and Musline . . . "	4,975,202	3,874,551	3,071,686	1,583,255	4,008,116	22,82,222	17,05,369	13,64,402	5,37,008	11,01,244
Lawns . . . "	252,342	538,893	466,440	330,640	405,259	77,904	1,50,206	1,80,233	1,00,444	1,21,637
Longcloth and Shirtings . . . "	28,742,054	33,696,952	24,255,738	13,205,777	14,497,561	92,58,288	1,08,36,425	76,26,325	37,30,259	33,03,505
Mulls . . . "	35,892,241	48,542,814	38,749,499	15,554,597	13,017,702	1,03,43,030	1,28,26,258	1,02,50,082	31,45,572	22,08,565
Nainsooks . . . "	21,046,434	18,513,131	12,245,623	6,035,174	4,037,167	47,94,683	42,17,355	26,29,096	3,04,320	5,56,166
Sheetings . . . "	91,075	51,766	57,543	22,702	25,457	50,029	45,760	51,552	16,666	18,749
Twills . . . "	3,331,422	5,251,915	4,145,399	1,585,189	731,960	16,21,080	19,40,139	14,43,093	4,86,583	2,11,789
Unspecified des- criptions . . . "	4,434,868	3,540,717	1,540,398	356,368	249,898	10,53,980	14,38,648	6,83,763	1,79,960	1,39,901
Total of White (bleached) . . . "	112,946,276	134,932,572	102,477,733	42,750,861	38,703,756	3,64,23,898	4,17,58,026	3,12,20,572	1,05,74,212	35,45,402

PRINCIPAL AND OTHER ARTICLES	QUANTITY					VALUE				
	1927-28	1928-29	1929-30	1930-31	1931-32	1927-28	1928-29	1929-30	1930-31	1931-32
BOMBAY—continued										
BOMBAY (CHIEF PORT)—continued										
Tobacco—										
Unmanufactured Lbs.	48,110	19,849	26,738	147,953	40,033	56,765	18,542	38,314	1,32,460	41,727
Manufactured—										
Cigars (b) { No. } { Lbs. }	17,024	15,338	17,173	1,005,021 15,712	6,41,521 10,254	89,591	77,596	80,450	75,198	54,130
Cigarettes*	1,069,166	705,383	889,165	223,104,520 561,331	108,379,276 261,054	59,60,839	33,53,368	37,80,724	25,36,014	12,16,594
Tobacco for pipes and cigarettes	50,707	42,579	44,242	41,937	14,713	2,31,173	1,88,927	1,08,124	1,80,515	66,106
Other sorts	22,931	10,048	11,844	14,356	23,998	51,478	43,080	53,430	61,543	1,03,858
Total of Tobacco	1,208,838	883,797	988,157	781,339	3,50,052	63,89,846	36,82,113	41,46,042	29,86,650	14,82,415
Toilet requisites (not specified elsewhere) . Value	—	—	—	—	—	22,35,192	23,32,721	25,66,701	15,76,700	17,56,401
Toys and requisites for games and sports, including fishing tackle—										
Toys	—	—	—	—	—	20,19,420	21,53,227	20,00,013	12,05,743	9,68,415
Requisites for games and sports (excluding firearms, etc.)—										
Playing cards	—	—	—	—	—	4,51,772	3,42,419	3,06,621	3,48,325	2,62,387
Other sorts	—	—	—	—	—	2,68,328	2,95,976	2,62,598	2,68,791	2,19,665
Total of Toys, etc.	—	—	—	—	—	27,39,520	27,71,622	26,59,232	18,17,859	14,45,687
Umbrellas and Umbrella fittings—										
Umbrellas, complete, including parasols and sunshades . No.	59,107	71,081	54,870	35,243	33,779	1,87,803	2,34,088	1,54,252	92,932	57,233
Umbrella fittings . Value	—	—	—	—	—	10,53,592	13,35,087	10,06,098	6,24,638	5,96,174
Total of Umbrellas, etc.	—	—	—	—	—	12,40,895	15,69,175	11,60,350	7,17,615	6,53,407
Vehicles, including locomotives, etc., for Railways—										
Carriages and carts not mechanically propelled and parts thereof (excluding railway carriages, trucks, etc.)—										
Carriages and carts not mechanically propelled (excluding railway carriages, trucks, etc.) . No.	494	342	491	261	255	96,664	99,792	89,262	95,649	15,871
Parts of carriages and carts (excluding rubber tyres) . Value	—	—	—	—	—	1,10,837	82,537	64,555	58,549	53,200
Perambulators and children's go-carts . No.	3,227	4,294	2,937	1,532	2,240	95,526	1,22,155	80,417	41,857	58,388
Parts of perambulators and children's go-carts . Value	—	—	—	—	—	1,371	3,694	3,681	2,009	9,000
Cycles (other than motor cycles) and parts thereof and accessories—										
Cycles imported entire or in sections . No.	87,113	46,831	37,096	11,932	15,558	14,14,393	16,88,416	14,66,799	4,48,714	6,09,460
Parts of cycles and accessories (excluding rubber tyres) . Value	—	—	—	—	—	12,08,826	14,23,989	15,44,541	11,99,821	14,92,540
Mechanically propelled vehicles (excluding railway locomotives and tractors)—										
Aircraft No.	—	8	8	1	8	—	70,712	71,600	11,990	65,800
Parts of aircraft . Value	—	—	—	—	—	1,678	37,956	30,875	18,570	19,540
Carriages and parts for Railways (a)	—	—	—	—	—	—	—	—	—	—
Wagons and parts for Railways (a)	—	—	—	—	—	—	36,29,369	21,28,143	20,01,861	10,51,110
Motor cars (including taxicabs)	—	—	—	—	—	—	3,18,802	16,19,920	2,10,531	82,900
Motor cycles (including scooters) . No.	4,093	6,705	8,728	5,208	3,325	1,11,68,746	1,48,61,536	1,75,32,083	98,95,279	67,07,700
Motor Omnibuses, motor vans and motor lorries—										
Imported with bodies	914	1,622	4,846	2,881	1,583	16,83,015	22,04,185	57,86,642	38,78,069	18,68,800
Chassis	1,007	2,632	4,122	2,106	1,503	16,42,868	40,53,190	56,40,180	31,39,213	23,86,700
Tram Car	—	—	—	—	1	—	—	—	—	44,000
Parts of mechanically propelled vehicles and accessories other than of aircraft (excluding rubber tyres) . Value	—	—	—	—	—	—	—	—	—	—
Ships, parts of (including launches and boats)	—	—	—	—	—	36,28,324	49,64,078	57,49,269	38,11,719	31,87,000
Total of Vehicles, excluding locomotives, etc.	—	—	—	—	—	5,23,518	81,062	1,81,080	1,92,159	21,000
Total						2,17,61,206	3,38,40,223	4,21,84,109	2,46,42,856	1,75,92,000

(a) Shown under Railway plant and rolling stock prior to 1928—
* Inclusive of imports by Postal Packets referred to Collector of Customs for assessment from 1922-32.

(b) Number recorded from 1930-31,
for assessment from 1922-32.

No. 12—continued
IMPORTS—continued

PRINCIPAL AND OTHER ARTICLES	QUANTITY					VALUE				
	1927-28	1928-29	1929-30	1930-31	1931-32	1927-28	1928-29	1929-30	1930-31	1931-32
BOMBAY—continued						R	R	R	R	R
BOMBAY (CHIEF PORT)—continued										
Wood and Timber—										
Deal and pine wood . . . C. Tons	4,582	5,480	5,768	4,575	3,886	4,64,463	5,42,004	5,56,916	4,23,222	3,11,051
Jarrah wood . . . "	..	1,099	510	..	46	..	83,599	46,301	..	4,253
Teak wood . . . "	10,409	11,556	9,812	8,763	10,580	15,93,663	17,61,217	15,11,548	12,39,419	13,02,956
Sandal wood . . . "	859	471	404	286	290	1,90,799	2,08,298	2,44,080	1,12,681	1,02,739
Other kinds of wood and timber . . . Value	—	—	—	—	—	17,48,534	13,61,373	24,50,456	22,67,429	12,25,755
Manufactures of wood, other than furniture and cabinetware . . . "	—	—	—	—	—	4,66,591	4,70,087	4,32,712	8,74,511	8,70,368
Total of Wood and Timber . . . "	—	—	—	—	—	44,64,050	44,25,373	52,42,913	44,16,612	33,17,117
Postal articles not specified . . . "	—	—	—	—	—	1,68,91,124	1,68,28,443	1,84,18,868	1,58,35,590	1,33,71,337
All other articles of merchandise—										
Unmanufactured . . . "	—	—	—	—	—	5,64,560	4,31,710	4,90,634	4,00,603	3,78,179
Manufactured . . . "	—	—	—	—	—	19,77,256	27,40,493	22,52,151	18,69,944	11,96,321
GRAND TOTAL (exclusive OF GOVERNMENT STORES) . . . "	—	—	—	—	—	86,35,13,234	84,11,73,697	82,68,68,911	56,93,20,130	49,75,42,932

GOVERNMENT STORES.

PRINCIPAL AND OTHER ARTICLES	QUANTITY					VALUE				
	1927-28	1928-29	1929-30	1930-31	1931-32	1927-28	1928-29	1929-30	1930-31	1931-32
BOMBAY—continued						R	R	R	R	R
BOMBAY (CHIEF PORT)—continued										
Apparel (including drapery, uniforms and accoutrements but excluding hosiery) . . . Value	—	—	—	—	—	83,888	1,24,355	1,37,603	1,10,766	2,29,136
Arms, ammunition, and military stores—										
Fire-arms, and parts thereof . . . "	—	—	—	—	—	3,78,197	20,91,567	11,79,351	1,22,638	1,41,863
Other sorts . . . "	—	—	—	—	—	9,76,252	7,38,836	5,31,232	8,34,133	3,92,605
Total of Arms, etc. . . "	—	—	—	—	—	13,49,449	28,30,403	17,10,573	9,56,821	5,34,468
Books printed and printed matters (not being stationery) (including maps and charts) . . . "	—	—	—	—	—	57,091	57,741	88,837	1,50,719	60,572
Building and Engineering materials other than of iron, steel or wood—										
Bricks and Tiles—										
Fire Bricks . . . No.	3,294	131,185	11,444	19	—	711	23,499	3,640	51	..
Others . . . Value	—	—	—	—	—	4,859	..	443
Other sorts of buildings, etc. . . "	—	—	—	—	—	1,15,747	29,020	4,233	502	178
Total of Buildings, etc. . . "	—	—	—	—	—	1,21,317	54,519	8,316	553	178
Chemicals . . . "	—	—	—	—	—	2,10,033	1,95,762	1,65,921	1,77,393	2,67,605
Drugs, Medicines, and Narcotics—										
Drugs . . . "	—	—	—	—	—	4,359	6,377	6,196	10,021	2,215
Medicines and Narcotics . . . "	—	—	—	—	—	78,555	98,301	83,506	1,06,458	1,15,334
Total of Drugs, Medicines, and Narcotics . . . "	—	—	—	—	—	82,914	1,04,678	89,702	1,16,479	1,17,549
Earthenware and Porcelain—										
Earthenware, including pipes . . . "	—	—	—	—	—	13,425	57,916	47,701	15,536	13,732
Porcelain . . . "	—	—	—	—	—	1,500	34	9,602	1,257	379
Total of Earthenware, etc. . . "	—	—	—	—	—	14,925	57,950	57,303	16,793	14,111
Glass and Glassware . . . "	—	—	—	—	—	1,34,331	1,20,434	1,37,092	1,02,817	57,337

GOVERNMENT STORES—continued

PRINCIPAL AND OTHER ARTICLES	QUANTITY					VALUE				
	1927-28	1928-29	1929-30	1930-31	1931-32	1927-28	1928-29	1929-30	1930-31	1931-32
BOMBAY—continued										
BOMBAY (CHIEF PORT)—continued										
Hardware and Cutlery, including agricultural implements and plated-ware . Value	—	—	—	—	—	4,08,188	5,37,834	4,75,133	4,69,684	2,06,625
Instruments, Apparatus and Appliances, and parts thereof . "	—	—	—	—	—	24,29,158	38,39,221	15,98,110	6,63,107	4,22,409
Leather—										
Unwrought . Cwts.	290	24	35	31	2	41,435	11,401	18,836	14,049	854
Manufactures . Value	—	—	—	—	—	12,166	12,184	9,247	11,529	2,274
Total of Leather . "	—	—	—	—	—	53,601	23,585	28,083	25,578	3,128
Machinery and Mill-work—										
Prime movers—										
Locomotive engines and tender and parts thereof . "	—	—	—	—	—	—	37,67,987	35,59,393	38,79,127	6,94,112
Steam-engines and parts (other than locomotives) . "	—	—	—	—	—	39,850	4,67,748	12,801	18,700	17,864
Other sorts of machinery . "	—	—	—	—	—	68,12,733	1,82,05,950	82,07,609	22,72,509	8,49,972
Total of Machinery, etc. . "	—	—	—	—	—	68,62,583	2,24,41,685	1,17,79,803	61,70,336	10,61,948
Metals and Ores—										
Brass, Bronze, and similar alloys, and manufactures thereof, wrought . Cwts.	686	173	210	51	3	50,695	10,348	12,885	7,986	283
Copper—										
Unwrought . "	3,202	2,799	..	1,599	..	1,37,265	1,20,153	..	68,630	..
Wrought) . "	899	2,906	1,320	320	18	51,331	1,66,585	91,395	23,057	4,006
Total of Copper . "	4,101	5,705	1,320	1,925	18	1,88,596	2,86,738	91,395	92,337	4,006
Iron—										
Pig . . . Tons	100	100	223	11,053	10,302	24,744
Manufactures . "	40	13	5	1	..	8,104	4,816	1,850	305	22
Total of Iron . "	140	113	228	1	..	19,157	15,118	26,600	305	22
Steel—										
Bars and Channels . "	1,764	570	1,345	68	4	2,38,322	83,442	1,58,930	3,951	763
Cast . . . "	6	11	..	4	6	5,824	10,252	499	1,206	3,177
Total of Steel . "	1,770	581	1,345	72	10	2,44,146	93,694	1,59,429	10,157	3,940
Iron or steel—										
Nails, Screws, Rivets, and washers . "	142	155	143	6	6	20,592	33,034	27,806	3,577	4,161
Nails and fish-plates . "	9,019	4,001	14	6	26	12,33,667	6,38,163	10,157	800	7,138
Sheets and plates (including galvanised and tinned plates) . "	1,551	514	261	110	4	4,19,077	1,59,813	69,172	40,393	1,027
Sleepers and keys of steel or iron . "	—	27,570	768	37	—	—	25,68,291	2,46,623	35,313	—
Wire . . . "	481	393	462	7	1	83,847	80,050	95,263	2,791	273
Other manufactures of iron or steel . "	3,546	6,540	854	257	114	10,88,863	21,47,483	2,35,707	1,33,283	67,777
Total of Iron or steel . "	14,739	39,173	2,502	478	151	23,55,046	56,26,834	7,37,728	2,16,202	80,376

* Transferred from "Railway plant and Rolling Stock" which ceases to be a separate head from 1928-29.

No. 12—continued
IMPORTS—continued

GOVERNMENT STORES—continued

PRINCIPAL AND OTHER ARTICLES	QUANTITY					VALUE				
	1927-28	1928-29	1929-30	1930-31	1931-32	1927-28	1928-29	1929-30	1930-31	1931-32
BOMBAY—continued										
BOMBAY (CHIEF PORT)—continued										
Metals and Ores—continued										
Tin—										
Unwrought (blocks, ingots, bars and slabs) Cwts.	648	360	120	121	..	1,19,098	56,340	18,071	14,402	..
Wrought (including plates or sheets not being tinned iron), "	..	98	36	71	..	92	11,676	4,111	6,567	6
Total of tin .. "	648	458	156	192	..	1,19,190	68,016	22,182	20,969	6
Metals and Ores, unenumerated .. "	8,208	1,482	2,186	793	106	3,05,200	61,244	77,024	47,635	17,044
Total of Metals and Ores Tons	17,081	40,258	4,289	699	167	37,82,030	61,61,992	11,27,843	3,95,591	1,06,577
Paper and Pasteboard—										
Paper—										
Writing paper and envelopes Cwts.	2,678	6,060	7,839	6,784	3,938	2,14,772	8,10,264	10,94,234	9,82,372	5,82,841
Other kinds of paper .. "	14,847	9,921	11,750	10,896	1,827	7,79,125	6,94,264	6,07,048	4,17,156	20,120
Pasteboard, Millboard, and Cardboard of all kinds .. "	5,125	1,628	3,935	2,814	2,338	2,35,656	72,598	1,19,606	62,237	62,527
Total of Paper, etc. .. "	24,870	25,978	30,044	28,931	13,200	4,07,903	4,34,542	4,66,282	4,42,206	1,87,070
Total of Paper, etc. .. "	47,520	43,504	53,568	49,375	20,898	16,37,456	20,11,608	22,87,169	19,03,971	9,12,567
Printing and Lithographing materials (excluding paper) Value	—	—	—	—	—	4,98,480	1,10,788	2,34,622	1,55,348	28,419
Railway plant and Rolling-stock—										
Carriages and parts thereof Value	—	—	—	—	—	26,97,374	—	—	—	—
Wagons and parts thereof .. "	—	—	—	—	—	2,42,308	—	—	—	—
Locomotive Engine and tenders and parts thereof .. "	—	—	—	—	—	31,18,080	—	—	—	—
Materials for construction—										
Sleepers and keys of steel or iron Tons	62,700	—	—	—	—	66,85,840	—	—	—	—
Sleepers of wood. .. "	16,925	—	—	—	—	6,54,007	—	—	—	—
Other sorts .. "	1,429	—	—	—	—	4,13,377	—	—	—	—
Total of Railway plant, etc. Value	—	—	—	—	—	1,36,60,088	—	—	—	—
Stationery (excluding paper) .. "	—	—	—	—	—	7,39,768	65,198	1,85,768	53,748	19,062
Textiles—										
Cotton—										
Manufactures—										
Piece-goods—										
Grey (unbleached) Yards	2,504	..	4,501	5,294	4,019	1,046	..	3,271	2,166	2,371
White (bleached) .. "	5,986	747	2,702	3,256	807	3,054	461	3,028	3,076	583
Coloured, printed or dyed .. "	215,649	483	1,684	2,507	910	84,973	1,362	3,321	3,826	588
Other sorts of manufactures (including handkerchiefs and shawls in the piece) Value	—	—	—	—	—	25,989	39,648	5,498	12,011	2,30,335
Total of Cotton .. "	—	—	—	—	—	1,14,912	41,466	15,118	24,011	2,38,897

GOVERNMENT STORES—concluded

PRINCIPAL AND OTHER ARTICLES	QUANTITY					VALUE				
	1927-28	1928-29	1929-30	1930-31	1931-32	1927-28	1928-29	1929-30	1930-31	1931-32
						R	R	R	R	R
BOMBAY—continued										
BOMBAY (CHIEF PORT)—continued										
Textiles—continued										
Flax—										
Manufactures—										
Canvas . . . Yards	23,851	21,504	14,800	18,290	21,094	42,004	31,426	22,545	17,513	15,490
Other sorts (including bags and sacks) . Value	—	—	—	—	—	36,268	32,023	40,100	18,085	14,562
Total of Flax . . .	—	—	—	—	—	78,272	63,449	62,645	35,598	30,052
Wool—										
Manufactures—										
Piece-goods . . . Yards	28,822	12,265	5,854	20,137	274,861	92,260	13,157	11,139	15,726	3,27,437
Other sorts . . . Lbs.	5,327	5,304	2,885	10,007	4,580	11,575	12,260	7,618	22,010	13,106
Total of Wool . . . Value	—	—	—	—	—	1,03,835	25,417	13,757	37,736	3,40,543
Total of Textiles . . .	—	—	—	—	—	2,97,019	1,30,332	96,515	97,415	6,04,402
Vehicles, excluding locomotives, etc., for railways—										
Carriages and parts for Railways* . . .	—	—	—	—	—	—	4,35,678	7,44,596	5,76,467	37,958
Wagons and parts for Railways* . . .	—	—	—	—	—	—	1,29,451	3,01,644	2,429	—
Other kinds . . .	—	—	—	—	—	15,74,437	38,64,618	53,60,440	35,74,370	4,29,662
Total of Vehicles, etc. . .	—	—	—	—	—	15,74,437	44,29,747	64,06,680	41,53,766	5,17,620
All other articles—										
Unmanufactured . . .	—	—	—	—	—	20,46,023	24,66,422	18,88,934	18,33,376	4,97,494
Manufactured . . .	—	—	—	—	—	10,85,518	10,81,487	7,81,927	8,82,832	4,32,993
GRAND TOTAL OF GOVERNMENT STORES . . .	—	—	—	—	—	3,72,59,075	4,68,54,731	2,92,83,932	1,84,37,143	60,95,190

ABSTRACT (PRIVATE MERCHANDISE)

PRINCIPAL AND OTHER ARTICLES	QUANTITY					VALUE				
	1927-28	1928-29	1929-30	1930-31	1931-32	1927-28	1928-29	1929-30	1930-31	1931-32
						R	R	R	R	R
Cotton Manufactures . . . Value	—	—	—	—	—	14,99,81,045	16,23,59,544	14,93,51,075	4,87,33,205	11,94,15,323
Liquors . . .	—	—	—	—	—	99,86,996	94,35,716	1,02,63,436	89,67,253	64,52,170
Metals and Ores . . .	—	—	—	—	—	7,91,62,861	7,99,45,371	6,89,53,159	4,86,85,246	3,66,43,697
Other articles, except salt . . .	—	—	—	—	—	62,43,45,233	53,68,93,972	59,76,66,032	46,23,94,298	33,49,93,026
Total . . .	—	—	—	—	—	36,34,75,640	34,11,34,603	32,63,33,752	56,92,55,002	40,75,14,721
Salt . . .	—	—	—	—	—	37,594	39,004	35,159	35,123	23,211
GRAND TOTAL . . .	—	—	—	—	—	36,72,35,234	34,11,73,607	32,98,68,911	57,27,60,125	40,98,38,932

* Transferred from Railway plant and rolling stock which ceases to be a separate head from 1928-29.

No. 12—continued

EXPORTS

INDIAN MERCHANDISE

PRINCIPAL AND OTHER ARTICLES	QUANTITY					VALUE				
	1927-28	1928-29	1929-30	1930-31	1931-32	1927-28	1928-29	1929-30	1930-31	1931-32
BOMBAY—continued										
BOMBAY (CHIEF PORT)—continued						R	R	R	R	R
Animals living—										
Cattle (excepting sheep and goats.) No.	86	12	73	197	..	16,100	1,600	9,400	78,800	..
Other kinds . . . "	386	1,508	16,943	4,654	6,196	12,070	50,405	32,162	22,482	9,602
Total of Animals, living . . . "	372	1,520	17,016	4,851	6,196	28,170	58,005	41,562	1,01,282	9,602
Apparel (including drapery, uniforms, accoutrements, but excluding hosiery and boots and shoes) . Value	—	—	—	—	—	3,60,183	2,34,370	2,13,271	1,55,907	1,00,855
Art, works of . . . "	—	—	—	—	—	1,14,772	95,858	59,799	1,30,234	67,626
Bones for manufacturing purposes . Tons	5,626	2,874	5,837	3,700	..	7,03,000	3,03,162	7,55,306	5,25,840	..
Books, printed, and matter (not being stationery), including maps and charts . Cwts.	7,107	8,117	6,687	4,635	4,412	7,14,422	6,07,837	5,82,700	3,90,874	3,56,710
Boots and shoes . Pairs	139,041	178,869	136,277	127,678	113,457	2,67,423	5,67,821	2,05,144	1,88,670	1,53,655
Bristles . . . Cwts.	1,894	1,854	1,804	1,729	1,855	7,87,827	7,73,187	8,30,720	7,91,818	8,34,015
Caseln "	10,641	13,360	14,273	8,236	5,315	4,30,245	4,90,857	4,75,534	1,64,648	60,371
Chemicals and chemical preparations, excluding chemical manures and medicines—										
Potassium compounds—										
Saltpetre . . . Cwts.	7,020	841	8,637	4,348	1,767	1,30,777	16,075	54,033	63,730	31,623
Other sorts . . . "	..	34	640
Others . . . Value	—	—	—	—	—	37,221	52,917	82,521	69,074	90,505
Total of Chemicals, etc. . . "	—	—	—	—	—	2,17,998	69,632	1,36,554	1,52,804	1,31,127
Coffee . . . Cwts.	6,154	3,661	4,466	5,447	2,380	5,01,850	3,23,304	3,50,327	3,48,758	1,55,897
Coir—										
Unmanufactured . Tons	8	8	10	13	14	2,413	1,928	3,435	6,010	4,629
Manufactured (excluding rope) . . . "	193	150	128	101	62	96,260	83,618	69,213	48,480	26,103
Total of Coir . . . "	201	158	138	114	76	98,673	85,546	72,648	54,490	30,734
Drugs and Medicines (excluding chemicals and narcotics, Value)	—	—	—	—	—	3,92,841	5,50,685	7,84,400	3,08,945	3,78,298
Dyeing and Tanning substances—										
Myrobalans . . Cwts.	890,643	514,279	747,347	781,878	660,424	52,93,448	32,17,668	48,29,973	42,56,874	34,56,888
Turmeric . . . "	35,104	35,000	37,375	43,223	40,558	8,73,922	9,61,056	9,70,504	10,55,489	8,08,705
Others "	5,938	5,543	6,575	7,056	6,923	1,66,396	2,21,169	1,30,265	2,09,922	1,47,652
Total of Dyeing and Tanning substances . . . "	931,685	554,822	791,297	832,162	707,905	63,33,766	43,99,913	58,30,742	55,22,285	44,13,245
Fish (excluding canned fish)—										
Fish, dry, unsalted . Cwts.	9,722	8,544	6,597	6,864	6,626	2,99,113	2,40,787	2,02,131	2,07,112	1,63,853
" " salted . . . "	141	291	180	159	135	2,320	6,535	5,916	2,217	2,340
Fishmaws and shark-fins "	2,989	2,651	2,608	2,349	1,914	5,05,409	3,85,254	3,23,663	3,25,030	2,82,506
Total of Fish "	12,852	11,686	9,385	9,372	8,675	8,06,842	6,32,576	5,31,710	5,34,400	4,48,759

INDIAN MERCHANDISE—continued

PRINCIPAL AND OTHER ARTICLES	QUANTITY					VALUE				
	1927-28	1928-29	1929-30	1930-31	1931-32	1927-28	1928-29	1929-30	1930-31	1931-32
BOMBAY—continued										
BOMBAY (CHIEF PORT)—continued										
Fodder, Bran, and Pollards (excluding oil-cake)—										
Other sorts of Bran and pollards . . . Tons	3,190	1,848	1,842	971	350	3,73,630	2,73,770	2,05,827	1,24,462	37,214
Other sorts of fodder . . . "	4	15	10	1	..	206	1,069	1,574	71	6
Total of Fodder, etc. . . "	3,203	1,863	1,852	972	350	3,73,836	2,75,739	2,07,401	1,24,533	37,220
Fruits and Vegetables—										
Fresh fruits and vegetables—										
Fresh fruits—										
Cocoanuts . . . No.	130,813	111,315	134,422	119,548	104,650	12,312	10,158	12,585	8,391	6,542
Others . . . Value	—	—	—	—	—	1,21,398	1,41,742	1,53,552	1,23,520	1,14,976
Fresh vegetables of all kinds—										
Onions . . . Cwts.	282,819	301,051	205,135	186,543	154,555	13,61,600	12,63,346	8,48,749	7,27,122	5,79,003
Other kinds . . . Value	—	—	—	—	—	1,26,928	1,03,310	60,586	31,121	27,088
Fruits and vegetables: dried, salted, or preserved, all sorts . Tons										
	1,795	1,285	2,022	1,109	1,265	7,07,368	5,09,916	7,23,470	3,73,526	3,53,382
Total of Fruits, etc. Value	—	—	—	—	—	23,29,672	20,34,472	17,93,942	12,63,630	10,81,889
Furniture and Cabinetware . . . "										
	—	—	—	—	—	3,15,812	1,04,247	2,44,521	2,71,663	1,00,807
Glass and glassware . . . "										
	—	—	—	—	—	1,31,826	1,13,927	70,566	40,452	31,004
Grain, Pulse and Flour—										
Barley . . . Tons	767	2,873	42	3	66	1,15,269	4,36,784	8,502	558	10,675
Jowar and bajra . . . "	18,866	41,973	14,943	5,026	55,341	32,10,279	66,32,173	24,45,119	7,14,697	40,61,344
Pulse—										
Beans . . . "	203	193	230	146	92	50,930	49,273	58,934	33,817	21,274
Gram . . . "	3,192	3,448	2,511	2,532	2,288	7,34,963	8,00,267	6,15,173	5,92,466	5,05,072
Lentils (Masur) . . . "	9,930	11,471	8,612	5,067	15,269	19,05,519	23,21,714	17,88,273	9,51,847	7,87,430
Other sorts . . . "	2,060	3,861	2,143	1,554	2,021	5,48,806	10,25,586	6,00,673	4,48,578	6,50,840
Rice not in the husk—										
Boiled rice . . . "	182	137	69	5	14	43,065	34,600	15,694	1,130	2,100
Cleaned rice . . . "	18,426	15,197	15,713	13,295	13,085	46,23,299	38,89,764	40,32,730	32,94,859	24,88,123
Broken cleaned rice . . . "	326	1,348	339	306	34	1,70,777	2,84,300	80,612	47,032	5,000
Other sorts . . . "	359	197	271	303	214	1,21,306	87,540	93,852	91,363	61,260
Rice-flour and ground rice . . . "										
	644	457	32	33	9	1,23,110	81,032	7,819	6,108	1,720
Wheat . . . "	1,836	3,652	2,116	1,455	1,359	5,11,441	7,55,421	5,62,335	3,60,139	3,12,211
Wheat flour . . . "	22,100	18,152	21,563	17,603	15,323	52,14,903	44,38,667	49,54,683	36,90,210	29,36,593
Others . . . "	903	1,818	907	847	885	1,94,151	3,52,485	1,97,538	1,79,315	1,47,113
Total of Grain, Pulse and Flour . . . "	30,344	104,775	69,501	43,169	96,600	1,75,62,868	2,11,60,666	1,54,62,002	1,03,92,119	1,19,90,755
Gums and Resins—										
Arabic . . . Cwts.	9,475	5,068	7,672	6,328	2,634	2,77,271	1,86,317	2,53,334	1,61,363	52,709
Others . . . "	35,045	39,269	41,153	43,952	43,119	13,84,942	15,51,501	16,36,034	14,67,817	11,42,487
Total of Gums and Resins . . . "	44,520	44,338	48,825	50,280	45,753	16,62,213	17,37,818	18,89,418	16,28,680	11,95,286
Hardware, and Cutlery, including platedware . . . Value										
	—	—	—	—	—	4,59,680	3,90,425	3,65,710	2,80,491	1,44,277

No. 12—continued
EXPORTS—continued

INDIAN MERCHANDISE—continued

PRINCIPAL AND OTHER ARTICLES	QUANTITY					VALUE				
	1927-28	1928-29	1929-30	1930-31	1931-32	1927-28	1928-29	1929-30	1930-31	1931-32
BOMBAY—continued										
BOMBAY (CHIEF PORT)—continued.										
Hides and Skins, raw—										
Hides, raw—										
Buffalo hides { Tons 202 317 116 67 145										
{ =No. =24,997 =45,343 =10,790 =10,391 =22,080						2,95,770	5,39,455	1,63,082	45,145	78,015
Cow hides { Tons 370 1,327 695 907 340										
{ =No. =85,275 =312,106 =176,114 =265,439 =97,486						6,43,317	28,25,880	10,87,002	9,34,772	2,40,623
Other hides { Tons 3 1 8 20 2										
{ =No. =2,000 =1,633 =2,026 =20,430 =1,670						5,570	3,220	9,338	10,427	5,144
Total of Hides, raw { Tons 575 1,675 819 1,954 496										
{ =No. =112,172 =359,132 =195,580 =296,250 =121,242						9,44,657	33,08,555	12,50,417	9,90,344	3,32,752
Skins, raw—										
Goat skins { Tons 4,093 4,791 6,294 5,084 1,866										
{ =No. =3,254,629 =3,997,822 =5,417,246 =4,202,748 =1,938,069						68,25,766	81,57,240	80,10,330	52,87,321	10,95,446
Sheep skins { Tons 20 31 30 16 30										
{ =No. =32,560 =50,425 =41,040 =33,665 =111,652						40,778	79,110	42,368	30,328	96,888
Other skins { Tons 82 56 80 9 10										
{ =No. =307,737 =228,633 =481,805 =44,563 =40,966						8,04,738	5,64,333	7,62,105	1,38,144	82,709
Total of Skins, raw { Tons 4,195 4,878 6,404 5,109 1,906										
{ =No. =3,594,985 =4,271,930 =5,949,091 =4,280,976 =2,150,686						71,71,282	88,00,692	94,20,839	54,56,298	21,74,643
Cuttings of hides and skins (raw) Tons 69 7 95 440 1						13,099	1,750	41,843	78,800	300
Total of Hides and skins, raw " 4,839 6,580 7,318 6,603 2,403						81,29,029	1,21,70,997	1,07,22,099	65,25,487	25,07,085
Horns, tips and pieces of horn Cwts. 9,305 5,750 4,555 3,520 1,887						2,28,320	1,51,243	1,16,085	60,775	33,265
Instruments, apparatus and appliances and parts thereof—										
Musical Value — — — — —						74,471	76,644	69,895	80,563	35,131
Other kinds " — — — — —						62,806	62,918	1,90,036	36,232	60,462
Total of Instruments, Apparatus, etc. " — — — — —						1,37,277	1,39,562	2,68,931	1,17,015	1,04,593
Jewellery (excluding imitation jewellery and precious stones and pearls, unset), also plate of gold and silver—										
Jewellery " — — — — —						15,900	..	1,350	12,65,850	..
Plate of gold and silver " — — — — —						20,041	15,141	15,995	18,010	8,713
Total of Jewellery, etc. " — — — — —						44,941	15,141	17,345	12,73,860	8,713
Kapok Cwts. 9,260 6,228 5,798 6,225 7,482						4,36,104	2,47,475	2,45,391	2,44,570	2,21,008
Lac—										
Stick " 4,044 5,285 2,353 86 ..						2,97,485	3,46,570	1,60,302	5,100	..
Other kinds (excluding Lac-dye) " 415 1,343 1,034 61 20						24,961	60,845	77,630	3,445	1,232
Total of Lac " 4,459 6,628 3,387 147 20						3,22,446	4,07,415	2,37,932	8,545	1,232
Leather—										
Hides, tanned or dressed—										
Buffalo hides { Tons 84 107 108 79 67										
{ =No. =13,302 =15,407 =13,797 =11,463 =10,487						1,78,450	2,28,829	2,00,915	1,50,577	1,10,793
Cow hides { Tons 1,439 1,074 868 481 371										
{ =No. =478,856 =358,436 =277,682 =155,914 =119,599						51,00,060	41,59,194	31,48,783	17,89,296	13,25,716
Calf skins—										
Buffalo calf skins { Tons 11 8 6 1 1										
{ =No. =10,879 =5,420 =4,782 =600 =978						65,367	33,510	31,316	5,400	3,000
Cow calf skins { Tons 80 28 55 12 1										
{ =No. =82,234 =27,149 =68,223 =13,285 =1,100						4,02,242	1,71,368	2,98,256	35,140	3,000
Other hides { Tons .. 1										
{ =No. .. =241	2,250
Total of Hides, etc. { Tons 1,614 1,218 1,032 578 440										
{ =No. =585,271 =406,803 =364,544 =181,262 =132,164						57,46,128	46,00,151	36,74,534	20,00,413	14,42,50

INDIAN MERCHANDISE—continued

PRINCIPAL AND OTHER ARTICLES	QUANTITY					VALUE				
	1927-28	1928-29	1929-30	1930-31	1931-32	1927-28	1928-29	1929-30	1930-31	1931-32
BOMBAY—continued										
BOMBAY (CHIEF PORT)—continued										
Leather—continued										
Skins, tanned or dressed—										
Goat skins	Tons 650	528	468	313	201	34,82,182	33,77,009	31,41,792	19,93,812	11,83,9
	=No. =1,472,936	=1,267,144	=1,115,624	=697,661	=451,809					
Sheep skins	Tons 264	254	294	283	176	14,01,946	15,15,996	19,32,408	14,85,637	9,42,4
	=No. =643,650	=549,725	=744,091	=573,396	=421,139					
Other skins	Tons 11	20	11	4	3	1,89,730	2,06,083	1,42,177	41,738	85,7
	=No. =132,814	=163,368	=39,583	=47,345	=47,932					
Total of Skins, etc.	Tons 925	802	773	550	379	50,78,858	51,54,087	52,16,972	35,21,182	21,62,2
	=No. =2,249,450	=1,985,237	=1,949,208	=1,318,702	=920,880					
Unwrought	Cwts. 2,410	2,362	2,454	1,766	1,825	3,91,029	4,23,337	3,73,107	2,15,672	2,26,46
Manufactures (excluding boots and shoes)—										
Flags, trunks, and travelling requisites	Value					47,077	57,837	78,111	62,210	61,98
Saddlery and harness						7,766	26,471	6,649	8,862	1,36,44
Other sorts						1,48,184	1,24,624	1,13,598	78,121	70,64
Total of Leather						1,14,09,642	1,03,86,507	94,62,401	58,86,460	41,00,28
Manures—										
Bones for manurial purposes	Tons	5	48		1,763		300	6,020		1,84,07
Bonemeal		5,155	3,636	1,760	364	1,460	5,88,621	4,07,521	2,01,010	42,790
Fish Manures		351	520	39	14	103	48,467	80,689	5,347	3,280
Other kinds		308	860	894	848	2,161	70,689	1,41,296	1,66,606	1,10,941
Total of Manures		5,809	5,071	2,741	1,221	5,487	7,07,697	6,29,206	3,78,983	1,57,011
Metals and Ores—										
Brass, Bronze, and similar alloys and manufactures, thereof—										
Unwrought	Cwts.			1,000				35,950		
Wrought		3,428	3,509	5,904	2,406	1,379	6,86,166	6,21,523	7,53,597	4,01,511
Total of Brass, etc.		3,428	3,509	6,904	2,406	1,379	6,86,166	6,21,523	7,89,547	4,01,511
Copper—										
Wrought and manufactures (sheets and other)	Cwts.	1,163	1,011	743	474	880	1,04,831	89,856	73,346	45,694
Ferro-Manganese	Tons	4,000					1,08,000			
Iron or Steel—										
Ore						5				
Pig			6	40	15			370	2,875	1,125
Manufactures—										
Bars and Channels and bridge works		44	30	127	28	10	11,825	10,846	23,275	6,437
Nails, screws, rivets, and washers		154	135	123	78	70	67,429	62,959	50,924	25,826
Old for remanufacture		156	134	775	58		6,675	4,810	38,150	1,850
Others		97	98	89	63	34	32,922	37,074	29,129	19,359
Total of manufactures		451	406	1,113	223	114	1,18,851	1,16,689	1,36,478	53,472
Total of Iron or Steel		451	411	1,153	237	114	1,18,856	1,16,059	1,39,353	54,597
Manganese ore		266,278	273,285	355,906	245,309	62,089	68,82,545	80,14,558	98,76,241	70,04,335
Ferruginous Manganese Ore		8,350	1,960				2,50,500	58,800		800
Metals, others	Cwts.	5,889	5,109	3,650	3,378	682	8,15,078	7,25,257	8,07,206	4,58,435
Ores, unenumerated	Tons	12,157	6,120	4,541	803	211	2,21,868	98,355	86,669	19,552
Total of Metals		950	892	1,968	550	236	16,74,475	15,52,695	18,09,452	9,60,287
Total of Ores		290,780	281,365	360,447	246,112	62,300	74,62,913	81,72,118	99,62,901	70,23,887
Total of Metals and Ores		291,730	282,257	362,415	246,662	62,536	91,37,368	97,24,816	1,17,72,353	70,94,174

No. 12—continued
EXPORTS—continued

INDIAN MERCHANDISE—continued

PRINCIPAL AND OTHER ARTICLES	QUANTITY					VALUE				
	1927-28	1928-29	1929-30	1930-31	1931-32	1927-28	1928-29	1929-30	1930-31	1931-32
BOMBAY—continued						R	R	R	R	R
BOMBAY (CHIEF PORT)—continued										
Mica—										
In blocks . Cwts.	28	12	1,315	1,600
In splittings . "	109	24	2	590	3	55,136	19,024	718	66,049	620
Total of Mica . "	109	24	2	618	15	55,136	19,024	718	67,365	2,220
Oils—										
Essential—										
Ginger grass . Gals.	321	417	687	219	322	13,825	18,950	35,667	8,475	14,302
Palma rosa . "	9,284	6,331	9,268	8,681	6,684	3,67,075	3,49,514	4,15,544	3,10,089	2,36,342
Sandal wood . "	14,419	16,567	14,221	8,247	11,091	20,53,158	24,19,132	22,35,149	17,35,583	16,74,014
Other sorts . "	2,237	2,104	2,236	2,267	1,797	57,943	49,470	60,627	47,325	29,905
Total of Essential . "	26,261	25,419	26,412	19,314	19,794	24,92,601	28,87,066	27,52,987	16,01,072	19,54,623
Vegetable, non-essential—										
Castor . Gals.	141,597	235,608	107,944	2,22,802	663,267	3,20,846	5,61,886	2,74,325	5,05,354	10,55,760
Cocoanut . "	3,172	7,762	6,809	4,805	3,840	27,217	28,010	25,485	16,041	10,705
Groundnut . "	46,307	342,646	143,053	143,963	442,354	1,48,360	7,28,157	3,46,465	2,99,211	6,58,093
Sesamum (til or jinjill) . "	76,372	140,894	126,042	91,235	60,786	2,25,715	4,19,692	3,64,096	2,53,486	1,60,884
Others . "	6,297	3,765	3,754	6,719	2,143	18,993	12,420	13,209	18,143	6,268
Total of Vegetable, non-essential . "	278,745	730,675	387,602	469,524	1,172,390	7,41,131	17,70,165	10,23,580	10,89,235	18,91,710
Others . "	2,459	2,656	222	120	48	4,936	3,554	710	875	90
Total of Oils . "	307,495	758,750	414,236	488,958	1,192,232	32,38,666	46,10,785	37,77,277	26,91,682	38,46,423
Oil-cakes—										
Castor cake . Tons	4	814	11	..	941	550	1,09,055	400	..	41,092
Cocoanut cake (Punao), "	8	292	134	177	188	2,000	52,500	14,828	17,870	10,899
Cotton cake . "	..	626	184	311	98	..	82,230	26,550	42,860	5,085
Groundnut cake . "	71,892	85,881	95,014	115,359	115,503	1,01,17,879	1,16,29,539	1,27,68,422	1,01,56,898	84,87,850
Linseed cake . "	30,952	47,192	23,596	13,669	23,177	40,34,535	61,29,967	32,41,179	13,46,040	18,03,992
Rape and Sesamum cake . "	126	1,155	1,632	1,175	122	16,218	1,57,059	2,11,161	85,984	13,215
Others . "	1,542	6,093	3,704	1,372	1,192	1,63,546	3,21,187	4,54,905	1,19,528	75,985
Total of Oil-cakes . "	104,524	142,053	124,315	132,563	141,221	1,43,34,728	1,89,31,537	1,67,17,443	1,17,68,930	1,04,36,118
Opium . Lbs.	20	138	10	165	30	750	2,362	375	3,375	1,125
Paper making materials . "	3,525	5,092	4,041	2,623	3,228	1,05,846	1,13,380	84,169	39,346	1,08,265
Perfumery (not being perfumed spirit) including musk . Value	—	—	—	—	—	1,14,102	99,804	97,290	99,092	59,694
Provisions and Oilman's stores (including fish and fruits and Vegetables, canned or bottled)—										
Butter . Cwts.	4,570	4,862	5,401	4,331	2,872	5,43,314	5,56,735	6,05,997	4,88,805	3,01,904
Ghi . "	3,316	4,170	3,762	3,262	2,789	3,31,033	4,74,031	4,04,209	3,44,401	2,80,425
Pickles, chutnies, and condiments . "	14,323	13,550	14,032	12,315	12,186	4,08,242	3,91,254	4,12,216	3,03,051	2,57,568
Others . Value	—	—	—	—	—	2,78,987	3,62,016	2,58,654	2,29,205	1,90,551
Total value of Provisions, etc. . "	—	—	—	—	—	16,11,608	17,55,570	16,76,076	13,69,462	10,30,508

INDIAN MERCHANDISE—continued

PRINCIPAL AND OTHER ARTICLES	QUANTITY					VALUE				
	1927-28	1928-29	1929-30	1930-31	1931-32	1927-28	1928-29	1929-30	1930-31	1931-32
BOMBAY—continued										
BOMBAY (CHIEF PORT)—continued										
Seeds—										
Oil-seeds—										
Essential—										
Ajama . . . Tons	162	187	120	133	139	63,079	68,032	47,832	49,852	44,220
Coriander . . . "	705	793	342	419	627	3,56,836	4,18,440	1,96,215	2,03,079	2,26,076
Curamin (other than black) . . . "	556	619	443	816	637	4,56,192	5,11,448	3,79,788	6,76,166	4,74,968
Fennel . . . "	560	678	290	424	421	2,34,089	3,36,940	1,36,104	1,72,621	1,60,615
Fenugreek . . . "	677	791	842	857	579	2,49,982	2,69,805	3,29,483	2,82,245	1,62,726
Sawa or dil . . . "	974	550	433	254	436	2,43,491	1,38,600	1,30,337	69,944	85,540
Others . . . "	15	52	35	167	1,307	7,711	25,202	12,303	65,853	5,06,956
Total of Essential . . . "	3,846	3,670	2,510	3,070	4,146	16,12,830	17,63,467	12,32,062	15,19,760	16,91,101
Non-essential—										
Castor . . . "	90,805	71,187	61,033	47,135	66,142	1,89,52,296	1,45,67,285	1,25,76,216	80,04,328	89,08,783
Copra or coconut kernel . . . "	184	125	107	62	31	71,574	78,826	64,760	30,458	13,635
Cotton . . . "	133,346	125,137	54,869	40,825	10,945	1,24,95,618	1,27,06,462	51,96,107	22,31,244	5,46,812
Groundnuts . . . "	141,717	202,866	131,010	143,870	176,026	3,51,61,583	5,06,22,885	2,99,47,649	2,31,53,059	2,08,87,273
Linseed . . . "	88,714	79,743	79,735	102,933	44,704	1,89,91,144	1,73,90,403	1,99,69,629	2,28,71,489	67,43,245
Mowra or mowra . . . "	4,490	6,932	402	1,225	..	6,81,329	11,00,579	63,100	1,26,089	..
Mustard . . . "	1,751	3,937	2,392	2,147	2,229	5,46,835	11,07,088	7,08,760	5,75,157	5,30,949
Niger . . . "	1,254	2,588	1,159	539	345	2,86,371	5,53,453	2,30,356	1,09,606	54,362
Poppy . . . "	2,241	546	151	461	213	7,78,840	1,94,583	57,190	1,41,966	62,509
Rape . . . "	3,658	3,163	1,399	834	867	3,86,639	13,64,651	4,63,455	2,10,217	2,17,000
Sesamum (til or linjili) . . . "	9,600	29,138	10,410	910	11,138	27,78,339	78,15,282	26,23,109	3,06,285	20,01,556
Tea . . . "	43	63	58	21	18	1,37,512	2,47,982	2,95,023	1,26,699	68,883
Others . . . "	2,043	454	1,605	643	3,044	3,06,143	69,146	2,31,777	77,644	2,93,237
Total of Non-essential . . . "	479,846	5,30,914	344,800	341,580	309,705	9,20,73,718	10,88,18,575	7,24,12,131	5,79,64,241	4,94,29,144
Other than oil-seeds . . . "	368	181	121	70	39	84,582	42,554	40,461	32,540	15,472
Total of Seeds . . . "	488,863	534,765	347,431	344,720	313,390	9,37,71,180	11,01,29,598	7,36,84,654	5,95,16,541	5,11,35,717
Soap . . . Cwts.	7,520	14,716	19,013	20,792	12,323	1,80,765	3,24,190	4,16,965	3,77,437	2,15,853
Spices—										
Betelnuts . . . "	2,475	1,857	1,999	2,189	1,547	1,37,532	1,12,608	1,18,663	1,10,188	72,790
Cardamoms . . . "	5,737	5,050	5,757	6,022	2,852	15,65,688	13,34,608	15,76,298	11,39,116	5,12,027
Onillice . . . "	7,947	7,711	9,262	5,581	3,168	2,59,731	2,66,200	2,97,743	1,62,776	78,319
Ginger . . . "	29,759	29,042	31,164	31,560	40,533	11,43,473	9,60,077	12,05,909	11,31,102	9,00,465
Pepper . . . "	49,595	25,956	28,252	25,314	17,616	38,00,770	21,13,999	23,72,561	16,07,148	9,46,439
Others . . . "	556	456	246	240	118	22,046	17,135	10,168	7,893	3,352
Total of Spices . . . "	96,119	67,072	76,680	73,906	65,834	69,64,142	48,43,627	55,81,342	41,58,223	25,98,392
Sugar—										
Sugar, 16 Dutch standard and above . . . Tons	150	119	82	97,734	68,000	39,064
Molasses (including Palmyra and cane jaggery) . . . "	147	94	87	75	69	88,823	55,024	44,234	37,582	20,316
Others . . . "	42	32	..	90	..	21,018	13,059
Total of Sugar . . . "	306	213	169	117	101	1,86,557	1,24,028	84,248	58,600	43,275
Tallow and Stearine (including grease and animal fat) . . . Cwts.										
Black . . . Lbs.	693,464	407,928	554,178	485,872	298,285	8,01,914	4,28,848	5,71,299	4,40,333	2,76,259
Green . . . "	..	60	..	128	60	..	56	..
Total of Tea . . . "	693,464	407,988	554,178	486,000	298,285	8,01,914	4,28,908	5,71,359	4,40,389	2,76,259

No. 12—continued
EXPORTS—continued

INDIAN MERCHANDISE—continued

PRINCIPAL AND OTHER ARTICLES		QUANTITY					VALUE				
		1927-28	1928-29	1929-30	1930-31	1931-32	1927-28	1928-29	1929-30	1930-31	1931-32
BOMBAY—continued											
BOMBAY (CHIEF PORT)—continued											
Textiles—											
Cotton—											
Raw	Tons	393,756	469,237	465,805	474,868	270,980	80,60,09,594	47,11,74,357	43,47,81,592	33,78,12,574	15,77,04,457
	Bales of 400 Lbs.	1,701,030	2,627,728	2,608,514	2,659,231	1,517,488					
Waste	Cwts.	172,529	211,423	216,802	208,584	224,675	44,68,599	43,20,397	51,69,098	39,03,770	32,05,110
Twist and Yarn—											
Grey—											
Nos. 1 to 10	Lbs.	6,341,069	6,344,577	6,665,784	7,036,876	5,948,613	40,42,188	43,28,422	44,83,196	36,44,097	25,97,016
Nos. 11 to 20	"	10,893,409	12,182,573	10,366,389	7,872,602	10,050,218	90,47,388	1,06,33,887	84,72,020	57,78,810	60,54,666
Nos. 21 to 30	"	852,020	405,427	328,660	167,500	193,840	4,79,162	4,44,829	3,13,060	1,66,125	1,62,850
Nos. 31 to 40	"	19,672	23,500	60,600	2,800	92,600	25,752	30,269	54,400	3,109	81,175
Above No. 40	"	700	16,000	15,400	3,000	6,800	1,400	13,000	11,925	3,000	6,975
Two folds (doubles)	"	5,092,804	4,378,375	6,330,438	7,159,097	4,698,500	40,85,519	33,04,618	50,03,709	54,85,090	33,57,173
White bleached	"	602,990	392,751	362,560	414,689	127,720	4,08,000	3,23,364	2,85,650	2,40,724	60,394
Coloured—											
Nos. 1 to 20	"	99,993	100,846	119,340	92,670	84,748	1,13,322	1,16,307	1,25,352	85,275	68,656
Nos. 21 to 40	"	114,110	56,719	31,450	14,000	4,700	1,34,502	68,728	40,371	16,397	5,550
Above No. 40	"	1,900	1,600	2,000	"	"	4,900	4,200	2,812	"	"
Two folds (doubles)	"	33,520	15,600	800	2,800	2,400	30,993	10,950	412	4,700	1,850
Unspecified descriptions of twist and yarn	"	"	10,100	"	"	45,710	"	9,307	"	"	23,044
Total of Twist and Yarn	"	24,152,187	23,925,308	24,233,439	22,766,034	21,259,849	1,84,33,336	1,92,85,870	1,87,97,997	1,54,22,238	1,24,24,749
Manufactures—											
Canvas	Yds.	6,329	13,452	9,863	1,675	1,460	5,872	10,964	5,180	1,212	700
Handkerchiefs and shawls in the piece	No.	259,540	143,502	88,570	120,370	67,600	1,01,843	54,960	40,218	30,530	25,525
Hosiery	Value	—	—	—	—	—	40,555	52,385	33,425	32,084	20,549
Piece-goods—											
Grey (unbleached)—											
Chadars and Dhutias	Yds.	3,377,946	3,360,449	3,413,339	1,896,023	2,216,732	10,57,988	11,43,139	10,43,449	5,80,133	6,69,076
Drills and Jeans	"	254,369	327,917	250,821	64,910	112,450	76,514	87,098	7,519	14,819	27,900
T. Cloth and Domestic	"	1,427,565	3,000,236	1,902,535	1,275,180	907,680	3,33,775	7,13,553	4,92,227	3,49,116	1,22,340
Shirtings	"	2,018,019	1,735,308	2,359,750	3,005,979	4,084,547	5,07,857	5,73,424	6,79,655	10,90,956	11,48,721
Other sorts	"	10,353,051	7,291,893	6,542,877	2,429,192	1,207,203	30,50,130	21,94,719	18,45,178	5,23,952	2,54,740
Total of Grey (unbleached),	"	17,430,950	15,721,713	14,469,322	9,671,383	8,318,672	50,25,764	47,12,433	41,41,028	25,09,976	22,22,777
White (bleached)—											
Chadars and Dhutias	"	85,614	148,067	21,760	4,180	6,700	32,725	44,621	6,770	1,580	1,620
Others	"	959,904	915,902	652,481	240,527	140,049	3,47,681	3,09,135	2,40,955	87,912	43,618
Total of White (bleached),	"	1,036,518	1,063,969	673,631	244,887	146,749	3,80,356	3,53,756	2,47,725	89,492	45,238
Coloured, printed, or dyed—											
Lungis and Saris	"	3,037,305	2,300,855	1,306,852	1,634,935	1,360,124	10,93,925	7,54,649	4,05,262	5,01,094	3,76,171
Drills and Jeans	"	2,009,240	2,455,937	1,844,472	1,291,551	718,004	5,44,940	6,29,739	4,42,608	3,25,332	1,70,647
Other sorts	"	101,481,318	85,314,986	73,181,579	51,779,249	63,242,838	3,18,75,174	2,52,63,134	2,04,87,088	1,41,88,494	1,53,11,323
Total of Coloured, printed, or dyed	"	106,528,368	89,970,378	76,332,903	54,705,735	65,320,966	3,35,14,039	2,66,47,122	2,13,34,953	1,49,04,370	1,63,58,141
Total of Piece-goods	"	124,995,831	106,756,560	91,475,856	64,522,305	73,736,337	3,39,20,169	3,17,13,711	2,57,23,703	1,76,24,338	1,86,26,151
Thread, sewing	Lbs.	250,390	222,466	281,186	148,668	175,997	3,87,737	3,23,352	3,49,710	2,10,215	2,38,419
Other sorts of manufactures	"	1,882,883	1,377,574	1,134,751	487,599	409,623	17,74,757	11,23,993	11,00,236	5,23,357	3,44,263
Total of Cotton manufactures	Value	—	—	—	—	—	4,12,36,973	3,32,70,365	2,72,52,505	1,84,21,736	1,92,55,607
Total of Cotton, raw and manufactures	"	—	—	—	—	—	37,01,48,592	52,80,59,989	48,60,01,192	37,55,60,368	19,25,89,923
Haberdashery and millinery	"	—	—	—	—	—	8,03,938	8,61,387	9,82,260	5,07,627	2,76,772

TRADE AT CHIEF PORT
BOMBAY

(110)

No. 12—continued
EXPORTS—continued

INDIAN MERCHANDISE—continued

PRINCIPAL AND OTHER ARTICLES	QUANTITY					VALUE				
	1927-28	1928-29	1929-30	1930-31	1931-32	1927-28	1928-29	1929-30	1930-31	1931-32
BOMBAY—continued						R	R	R	R	R
BOMBAY (CHIEF PORT)—continued										
Textiles—continued										
Hemp (chiefly sann)—										
Raw . . . Cwts.	112,314	87,726	108,572	62,544	62,405	22,00,600	16,88,841	18,58,987	9,55,697	7,84,08
Manufactures (excluding cordage) . . . Value	—	—	—	—	—	200
Total of Hemp, raw and manufactures . . . "	—	—	—	—	—	22,00,600	10,98,841	18,58,987	9,55,697	7,84,14
Jute—										
Manufactures—										
Canvas . . . { Yds. 50,080 2,439 504 640 .. } 25,698 1,590 300 1,087 ..										
{ Cwt. =510 =28 =8 =18 .. }										
Sacking; Gunny bags { Tonn 982 830 786 591 522 } 5,55,603 4,61,562 3,80,810 2,66,785 2,25,71										
{ No. =950,996 =888,198 =818,082 =587,165 =518,468 }										
Hessian " " { Tonn .. 1 .. 2 .. } 586 450 .. 1,550 18										
{ No. =180 =560 .. =990 =190 }										
Gunny cloth— { Yds. 17,500 } 16,200										
Sacking . . . { Tonn =25 }										
Hessian . . . { Yds. 805,861 778,900 440,800 389,710 1,323,521 } 2,16,800 2,22,597 1,08,828 88,082 2,86,71										
{ Tonn =252 =244 =187 =106 =401 }										
Rope and twine . Cwts.	3,372	3,196	2,976	2,241	1,718	93,055	87,270	79,268	64,279	42,12
Other kinds . . "	647	1,824	273	594	304	14,720	27,659	5,558	10,990	4,23
Total of Jute manufactures . . . Value	—	—	—	—	—	9,22,656	8,01,128	5,83,759	4,82,778	5,59,11
Others . . . "	—	—	—	—	—	2,651	..	200	1,000	2,41
Total of Jute . . . "	—	—	—	—	—	9,25,307	8,01,128	5,83,959	4,83,778	5,61,56
Silk—										
Raw—										
Mulberry silk (excluding tasar and other wild silks)—										
Raw . . . Lbs.	41,950	18,427	8,981	21,800	800	3,08,672	1,11,072	65,248	2,02,684	3,36
Chasam or waste . . "	43,458	237,141	176,829	42,079	99,786	41,500	2,18,257	1,51,877	1,12,979	32,30
Cocoons . . . "	..	2,464	26,254	8,764	1,900	26,390	10,192	..
Wild silk, tasar, etc.—										
Raw . . . "	2,142	..	300	2,340	..	1,450
Chasam or waste . . "	89,952	25,055	39,140	9,856	2,356	87,857	22,649	35,991	6,000	83
Cocoons . . . "	300	..	9,466	400	..	8,825
Total of Silk, raw . . . "	171,802	278,087	260,920	81,999	102,942	4,40,769	8,58,878	2,89,781	3,82,405	36,48
Manufactures—										
Goods of silk mixed with other materials . . . Yds.	68,282	19,040	18,646	750	9,755	61,204	21,850	21,877	1,670	15,90
Silk piece-goods . . "	21,376	2,650	4,600	2,188	298	26,980	4,399	6,400	4,425	901
Thread for sewing . Lbs.	580	4,600	3,925	1,767	1,812	2,400	17,200	12,500	6,125	4,150
Others . . . "	686	124	601	530	826	3,750	886	2,250	1,700	3,244
Total value of Silk manufactures . . . Value	—	—	—	—	—	94,374	48,785	42,527	18,920	24,254
Total value of Silk, raw and manufactures . . . "	—	—	—	—	—	5,35,148	8,97,663	3,32,308	3,46,325	60,685
Wool—										
Raw . . . Lbs.	19,421,487	23,374,619	22,928,672	12,675,887	16,763,280	1,71,35,287	2,04,30,859	2,03,53,425	1,05,26,862	94,37,082
Manufactures—										
Carpets and rugs . . "	986,628	1,116,835	781,319	442,639	188,001	37,72,728	42,82,425	36,56,272	18,80,816	7,17,609
Piece-good . . . Yds.	18,408	12,805	3,805	1,523	638	38,716	22,935	8,494	2,245	588
Shawls . . . No.	1,300	1,647	2,785	2,166	1,062	8,840	5,168	15,402	15,085	11,775
Others . . . Lbs.	189,484	236,004	280,475	137,873	37,812	2,74,590	4,00,917	3,24,179	2,72,189	63,678
Total of Wool manufactures . . . Value	—	—	—	—	—	40,84,874	47,11,400	40,04,847	21,70,335	7,93,645
Total of wool . . . "	—	—	—	—	—	2,12,20,111	2,51,41,849	2,43,57,772	1,26,97,197	1,02,30,727
Other textiles . . . "	—	—	—	—	—	7,925	22,540	4,200	6,649	3,804
Total of Textiles . . . "	—	—	—	—	—	89,59,41,576	55,69,23,190	51,41,20,278	39,05,07,686	20,44,67,117
Tobacco—										
Unmanufactured . . . Lbs.	6,898,980	8,681,870	4,198,723	5,176,843	4,298,670	34,42,445	35,10,758	20,32,181	25,00,858	15,78,314

No. 12—continued
EXPORTS—continued

INDIAN MERCHANDISE—continued

PRINCIPAL AND OTHER ARTICLES	QUANTITY					VALUE				
	1927-28	1928-29	1929-30	1930-31	1931-32	1927-28	1928-29	1929-30	1930-31	1931-32
BOMBAY—continued						R	R	R	R	R
BOMBAY (CHIEF PORT)—continued										
Tobacco—continued										
Manufactured . . . Lbs.	16,199	14,250	10,709	10,040	10,488	25,698	18,245	17,110	14,634	10,684
Total of Tobacco	6,910,179	8,645,620	4,200,432	5,136,333	4,309,167	34,68,138	35,29,008	20,49,250	25,14,802	15,38,998
Toys and requisites for games and sports (including fishing tackle, other than firearms) . . . Value	—	—	—	—	—	1,16,122	1,90,984	1,70,210	1,17,000	90,155
Umbrellas, including parasols and sunshades . . . No.	42,628	78,838	24,249	8,037	7,272	92,918	1,26,901	44,822	12,080	10,927
Wood and Timber—										
Teakwood . . . Cubic Tons	1,686	1,598	1,992	2,603	1,107	5,83,468	4,16,042	6,43,682	8,82,122	1,79,005
Ornamental wood—										
Sandal wood . . . Tons	688	904	805	509	297	10,98,960	16,22,145	13,89,099	8,15,082	3,75,857
Other kinds of Wood and Timber Value	—	—	—	—	—	1,03,696	77,899	1,23,298	1,14,289	16,451
Manufactures of wood, other than furniture and cabinetware . . .	—	—	—	—	—	1,34,856	1,27,744	1,48,101	1,13,467	1,02,991
Total of Wood and Timber.	—	—	—	—	—	19,20,475	22,43,330	22,99,130	10,24,060	6,78,894
Postal Articles . . .	—	—	—	—	—	1,13,41,866	1,02,50,888	89,35,017	69,17,480	62,64,500
All other articles of merchandise—										
Unmanufactured . . .	—	—	—	—	—	18,64,746	19,94,745	18,63,687	11,17,929	8,24,725
Manufactured . . .	—	—	—	—	—	8,84,102	8,48,817	8,68,848	7,72,666	3,83,817
GRAND TOTAL (EXCLUSIVE OF GOVERNMENT STORES)	—	—	—	—	—	80,23,69,058	78,69,84,019	69,70,82,278	53,02,18,713	31,50,05,935

EXPORTS—continued

INDIAN MERCHANDISE—concluded.

GOVERNMENT STORES

PRINCIPAL AND OTHER ARTICLES	QUANTITY					VALUE				
	1927-28	1928-29	1929-30	1930-31	1931-32	1927-28	1928-29	1929-30	1930-31	1931-32
BOMBAY—continued						R	R	R	R	R
BOMBAY (CHIEF PORT)—continued										
Opium—										
Shipped direct to the Governments of Hong-kong, the Straits Settlements and other East Indian Government Chest weighing cwt	{ ^{rs} cwt 1 lb 11 ³ / ₄ }	1,714
All other articles—										
Unmanufactured . Value	—	—	—	—	—	48,439	37,020	29,077	78,056	—
Manufactured . "	—	—	—	—	—	2,79,435	1,02,046	1,01,209	1,42,797	1,04,177
Total of Government stores, ..	—	—	—	—	—	3,27,874	1,39,066	1,30,286	220,853	1,05,900

FOREIGN MERCHANDISE.

PRINCIPAL AND OTHER ARTICLES	QUANTITY					VALUE				
	1927-28	1928-29	1929-30	1930-31	1931-32	1927-28	1928-29	1929-30	1930-31	1931-32
Animals, living—						R	R	R	R	R
Horses No.	88	62	85	50	67	3,56,125	1,92,500	2,61,300	2,85,693	2,14,750
Other kinds "	79	31	47	38	58	9,020	9,885	9,170	7,505	9,985
Total of Animals, living "	167	93	132	88	125	3,65,145	2,02,385	2,70,470	2,93,198	2,24,735
Apparel (including drapery, uniforms and accessories, but excluding hosiery, and boots and shoes) Value	—	—	—	—	—	10,45,393	13,20,919	9,76,355	6,61,486	6,45,023
Arms, Ammunition and Military Stores—										
Firearms, and parts thereof "	—	—	—	—	—	54,756	42,053	63,160	97,330	71,610
Dynamite and all other explosives Cwts.	125	637	9	201	..	20,368	1,04,666	890	28,465	..
Others Value	—	—	—	—	—	1,675	2,857	5,214	2,489	4,295
Total of Arms, etc. "	—	—	—	—	—	76,799	1,49,976	69,264	1,28,289	76,105
Books, printed, and printed matter not being stationery, including maps and charts Cwts.	612	797	721	619	816	1,50,107	1,58,651	1,55,950	1,65,095	1,88,696
Building and Engineering materials other than that of iron, steel or wood Value	—	—	—	—	—	11,428	11,782	47,242	1,41,090	87,597
Chemicals and Chemical preparations, excluding Chemical manures and medicines "	—	—	—	—	—	2,04,578	1,25,086	1,25,155	1,04,766	71,650

No. 12—continued
EXPORTS—continued

FOREIGN MERCHANDISE—continued

PRINCIPAL AND OTHER ARTICLES	QUANTITY					VALUE				
	1927-28	1928-29	1929-30	1930-31	1931-32	1927-28	1928-29	1929-30	1930-31	1931-32
						R	R	R	R	R
BOMBAY—continued										
BOMBAY (CHIEF PORT)—continued										
Coal and Coke . . . Tons	47,811	81,784	43,561	26,106	4,586	10,55,182	6,13,291	3,17,015	4,80,788	1,21,147
Coffee . . . Cwts.	4,457	4,476	9,109	4,329	2,731	2,34,138	2,49,044	5,21,361	2,57,084	1,10,708
Cutlery . . . Value	—	—	—	—	—	2,60,336	2,66,293	2,63,552	1,42,917	94,277
Drugs and Medicines (excluding chemicals and narcotics)—										
Asafetida . . . Cwts.	1,164	1,253	1,443	1,370	1,024	67,129	70,609	74,823	63,023	42,024
Others . . . Value	—	—	—	—	—	1,84,317	1,61,730	2,35,589	2,60,106	1,01,693
Total Drugs and Medicines (excluding chemicals and narcotics) . . . "	—	—	—	—	—	2,51,487	2,32,339	3,10,412	3,23,029	1,43,717
Dyeing and Tanning substances—										
Cochineal . . . Cwts.	448	210	416	107	97	73,043	41,937	33,679	25,710	16,961
Dyes obtained from coal tar—										
Alizarine . . . Lbs.	94,270	2,240	10,559	774	672	68,596	1,320	8,023	825	450
Aniline . . . "	1,042,163	131,134	87,514	124,627	64,870	21,33,244	2,54,359	1,53,421	1,72,771	1,10,351
Others . . . "	..	1,624	3,024	..	6,500	10,144
Saffron . . . "	11,572	7,996	4,538	4,486	2,901	59,189	30,853	25,119	14,111	12,437
Others . . . Cwts.	1,384	1,010	315	541	466	76,299	46,036	41,143	21,982	20,765
Total of Dyeing and tanning substances . Value	—	—	—	—	—	24,60,371	3,81,505	3,11,390	2,35,399	1,71,103
Earthenware and Pot-celain . . . "										
	—	—	—	—	—	1,85,044	1,14,461	98,893	75,663	54,616
Fish (excluding canned fish)—										
Fish, dry, salted and unsalted . . . Cwts.	214	311	137	49	45	5,560	4,330	6,525	990	1,246
Fishmaws and shark-fins . . . "	2,752	2,747	2,497	2,305	3,073	4,19,697	4,18,902	4,35,514	3,61,515	4,47,571
Total of Fish . . . "	2,966	3,058	2,634	2,354	3,118	4,25,257	4,23,732	4,42,039	3,62,505	4,48,817
Fruits and Vegetables—										
Fresh fruits and vegetables . . . Value										
	—	—	—	—	—	22,739	29,389	51,894	51,487	64,940
Fruits and vegetables: dried, salted, or preserved—										
Dates . . . Tons	348	435	351	83	68	1,07,726	89,192	63,101	19,338	15,630
Other sorts . . . "	1,521	358	657	434	717	13,03,602	3,06,472	6,42,825	4,39,943	5,84,183
Total of Fruits and Vegetables . . . Value	—	—	—	—	—	14,34,067	10,15,553	7,57,320	5,10,767	6,61,758
Furniture and cabinet ware . . . Value										
	—	—	—	—	—	79,206	58,277	38,930	45,320	1,03,790
Glass and glassware . . . "	—	—	—	—	—	3,88,292	3,34,476	2,39,079	1,72,203	1,32,101
Grain, Pulse and flour—										
Rice not in the husk . Tons	7	12	8	..	1,973	1,930	2,580	1,675	15	1,72,900
Wheat . . . "	..	6	40	..	2,205	..	1,125	3,150	..	1,75,908
Other sorts . . . "	70	..	50	..	72	6,544	67
Total of grains, etc. . . "	7	18	48	70	4,178	1,980	3,705	3,897	6,559	3,48,935

TRADE AT CHIEF PORT
BOMBAY

No. 12—continued
EXPORTS—continued

FOREIGN MERCHANDISE—continued

PRINCIPAL AND OTHER ARTICLES	QUANTITY					VALUE				
	1927-28	1928-29	1929-30	1930-31	1931-32	1927-28	1928-29	1929-30	1930-31	1931-32
BOMBAY—contd.										
BOMBAY (CHIEF PORT)—continued										
Gums and Resins—										
Arabic . . . Cwts.	18,867	24,219	18,581	4,538	601	6,37,457	9,63,265	6,58,132	1,81,561	24,585
Benjamin . . . "	788	1,719	2,844	1,357	1,208	41,679	84,304	90,809	64,350	57,991
Olibanum or frankincense . . . "	19,945	20,086	21,208	15,416	15,800	6,72,150	7,59,377	7,62,815	4,79,840	3,36,314
Other sorts . . . "	20,018	35,036	33,143	28,958	23,702	11,71,978	15,63,350	13,05,086	7,73,179	5,97,101
Total of Gums and resins . . . "	59,618	81,060	75,776	50,269	41,491	25,23,264	33,70,296	28,76,842	14,48,930	10,15,841
Hardware (excluding Cutlery and Electro-plated ware) . . . Value	—	—	—	—	—	12,28,259	11,78,186	10,30,974	6,82,826	7,24,957
Hides and Skins, raw—										
Skins, raw . . . { Tons	431	326	214	203	308	1,92,07,380	1,52,73,277	1,05,35,082	1,00,53,827	82,72,971
Skins, raw . . . { No.	=1,579,884	=1,381,435	=874,252	=851,049	=1,175,714					
Instruments, Apparatus, and Appliances, and parts thereof—										
Electrical . . . Value	—	—	—	—	—	1,33,828	1,50,199	2,08,121	2,01,389	1,34,460
Musical—										
Talking machines and accessories . . . "	—	—	—	—	—	28,325	22,852	18,442	58,248	27,708
Other sorts . . . "	—	—	—	—	—	29,152	28,396	33,269	19,839	37,153
Photographic . . . "	—	—	—	—	—	1,63,222	58,737	90,783	1,04,594	2,43,623
Others . . . "	—	—	—	—	—	70,960	1,57,243	1,09,865	1,18,679	80,076
Total of Instruments, apparatus, and appliances, and parts thereof . . . "	—	—	—	—	—	4,25,487	4,17,427	4,60,430	5,02,699	5,28,020
Ivory—										
Unmanufactured . . . Lbs.	33,999	17,758	13,455	7,731	5,178	2,21,279	1,02,355	79,707	85,950	30,648
Manufactured . . . Value	—	—	—	—	—	1,055	850	6,535	791	855
Total of Ivory . . . "	—	—	—	—	—	2,22,334	1,03,205	86,242	86,741	31,473
Jewellery (excluding imitation jewellery and precious stones and pearls, unset), also plate of gold and silver—										
Jewellery . . . "	—	—	—	—	—	9,145	4,381	42,870	13,771	6,770
Plate of gold and silver . . . "	—	—	—	—	—	1,45,887	98,772	1,58,211	1,61,661	1,98,021
Total of Jewellery, etc. . . "	—	—	—	—	—	1,55,032	98,153	2,01,081	1,75,432	1,99,791
Leather—										
Hides tanned or dressed { Tons	235	..	715	3,500
Hides tanned or dressed { No.					
Skins, tanned or dressed { Tons	2	1	60,728	7,130	4,300	..	5,450
Skins, tanned or dressed { No.	=13,700	=2,549	=800	..	=7,301					
Unwrought . . . Cwts.	112	60	25	69	78	20,458	15,765	12,910	16,813	13,220
Manufactures (excluding boots and shoes) Value	—	—	—	—	—	1,14,859	93,245	1,20,067	74,217	80,974
Total of Leather . . . "	—	—	—	—	—	1,96,040	1,21,375	1,87,277	91,245	1,08,146
Liquors—										
Spirit . . . Gal.	5,053	1,352	2,177	2,078	1,631	25,641	11,518	17,434	14,552	14,602
Wines . . . "	885	449	512	301	355	7,252	7,846	8,940	13,359	7,412
Others . . . "	2,210	3,347	3,747	4,003	1,888	6,442	8,350	10,217	12,605	15,353
Total of Liquors . . . "	7,648	5,147	6,436	6,382	3,874	39,335	27,714	36,591	40,516	27,367
Machinery and Millwork—										
Prime-movers (other than electrical)—										
Locomotives (excluding those for Railways) Value.	—	—	—	—	—	..	300
Others . . . "	—	—	—	—	—	64,904	47,466	1,64,178	85,284	17,796
Electrical machinery of all kinds . . . "	—	—	—	—	—	68,880	49,408	78,593	71,506	56,624
Other sorts of machinery . . . "	—	—	—	—	—	4,01,796	5,27,065	6,90,625	7,73,334	4,56,760
Total of Machinery and millwork . . . "	—	—	—	—	—	5,35,640	6,24,252	9,33,393	9,35,624	5,31,150
Matches . . . Units of Boxes	82,775	59,023	55,400	2,100	4,827	1,61,007	1,15,406	1,06,941	1,703	7,856

No. 12—continued
EXPORTS—continued

FOREIGN MERCHANDISE—continued

PRINCIPAL AND OTHER ARTICLES	QUANTITY					VALUE				
	1927-28	1928-29	1929-30	1930-31	1931-32	1927-28	1928-29	1929-30	1930-31	1931-32
BOMBAY—continued						R	R	R	R	R
BOMBAY (CHIEF FORT)—continued										
Metals and Ores—										
Brass, Bronze, and similar alloys and manufactures thereof—										
Wrought—										
Mixed or yellow metal for sheathing Cwts.	558	622	868	299	220	33,908	36,415	18,072	19,420	10,743
Others "	352	2,244	3,671	845	120	48,240	1,10,083	1,48,717	31,680	15,444
Total of Brass, etc. . . "	905	2,866	4,034	1,144	340	82,157	1,46,498	1,66,789	51,050	26,187
Copper—										
Unwrought "	..	20	700
Wrought—										
Sheets and other manufactures "	1,760	1,530	1,579	641	299	97,539	83,070	93,532	38,363	16,829
Total of copper "	1,760	1,550	1,579	641	299	97,539	83,770	93,532	38,363	16,829
Iron or Steel—										
Angle, bolt and rod . . Tons	78	34	43	35	3	14,155	6,083	20,024	10,259	1,840
Bars, bridge work and channels "	186	109	120	89	51	52,153	34,703	37,437	29,739	35,190
Hoops and strips "	92	84	96	130	105	23,025	21,575	23,991	33,344	29,388
Nails, screws, rivets, and washers "	86	59	70	48	23	36,475	28,938	33,043	19,394	10,749
Old, for re-manufacture "	30,454	33,339	43,793	24,335	65,408	11,26,680	10,28,054	15,54,641	7,12,156	11,02,563
Pipes and fittings cast "	27	27	76	34	124	10,331	11,266	27,829	13,341	27,331
Sheets and plates—										
Galvanised "	55	42	36	39	1	14,080	12,443	11,010	9,524	216
Tinned "	18	19	3	1	0	7,258	5,649	1,540	340	2,200
Not galvanised or tinned "	31	47	10	8	10	7,908	15,021	2,650	2,193	1,731
Others "	463	240	274	253	36	1,35,534	1,41,010	78,240	64,971	11,434
Total of Iron or Steel "	31,490	33,990	44,511	24,972	65,767	14,78,258	13,05,592	17,89,405	8,96,261	12,22,151
In—										
Unwrought (blocks, ingots, bars, and Slabs) Cwts.	449	267	679	1,297	441	37,968	41,693	93,208	1,45,278	47,747
Metals—Others "	2,720	4,059	7,454	7,841	3,620	2,76,653	2,96,551	4,48,654	3,65,381	2,88,323
Ores—Others Tons	..	2	11	1	3	100	1,035	2,305	340	1,392
Total of Metals "	31,782	34,427	45,198	25,513	66,002	20,22,475	18,74,104	25,96,588	14,96,833	16,01,142
Total of Ores "	..	2	11	1	3	100	1,035	2,305	340	1,392
Total of Metals and Ores "	31,782	34,429	45,209	25,519	66,005	20,22,575	18,75,139	25,99,303	14,97,173	16,02,534
Oils—										
Animal { Cwts. & Gals.	..	1	..	4	38	..	30	..	205	268
Essential { Lbs. & Gals.	4,343	2,561	527	4,541	2,750	14,736	14,944	5,195	18,726	7,555
Mineral "	4,374,662	3,544,024	4,406,458	2,823,893	993,323	11,23,214	9,00,120	11,37,466	7,57,201	3,13,859
Vegetable non-essential. { Cwts. & Gals.	239	95	139	77	154	8,497	3,462	11,031	2,506	4,191
Total of Oils "	4,378,661	3,545,448	4,408,320	2,825,350	995,993	11,46,497	9,18,556	11,53,692	7,78,638	3,25,873
Paints and Colours . . Cwts.	1,145	1,391	1,199	1,379	1,271	98,504	1,06,687	98,566	1,04,823	97,054

TRADE AT CHIEF PORT
BOMBAY

(116)

No. 12—continued
EXPORTS—continued

FOREIGN MERCHANDISE—continued

PRINCIPAL AND OTHER ARTICLES	QUANTITY					VALUE				
	1927-28	1928-29	1929-30	1930-31	1931-32	1927-28	1928-29	1929-30	1930-31	1931-32
BOMBAY—continued						R	R	R	R	R
BOMBAY (CHIEF PORT)—continued										
Paper and Pastboard—										
Paper—										
Printing paper . . . Cwts.	774	1,370	633	51	161	18,952	28,044	16,865	1,430	4,323
Writing paper and envelopes . . . Value	—	—	—	—	—	50,332	42,006	31,162	19,169	17,001
Other kinds of paper (including paper manufactures) . . . Cwts.	2,500	2,309	1,464	1,415	1,506	46,695	38,890	26,685	25,756	25,368
Pastboard, millboard, and cardboard of all kinds . . . "	205	510	316	189	280	4,115	5,788	5,901	5,000	4,621
Total of Paper and Pastboard . . . Value	—	—	—	—	—	1,20,094	1,14,735	80,623	51,415	51,479
Precious stones and pearls, unset . . . "	—	—	—	—	—	4,27,820	5,22,076	2,14,505	2,66,150	1,61,003
Provisions and Oilman's stores (including fish and fruits and vegetables, canned or bottled and confectionery) . . . Cwts.	2,595	3,390	2,038	2,348	1,530	1,55,651	2,39,348	1,62,644	2,06,839	1,10,724
Rubber—Manufactures . . . Value	—	—	—	—	—	1,50,361	89,841	1,35,267	2,46,939	1,31,424
Shells and Cowries . . . "	—	—	—	—	—	77,897	1,00,004	61,152	25,120	2,967
Spices—										
Cassia Lignea . . . Cwts.	—	2,675	2,113	4,373	1,012	—	55,548	54,444	76,645	15,361
Cloves . . . "	2,131	1,954	2,761	2,324	545	1,23,768	1,02,667	1,58,288	1,36,633	31,331
Others . . . "	5,627	1,538	1,005	3,435	2,595	1,65,120	1,12,492	67,977	2,65,560	1,49,641
Total of Spices . . . "	7,758	6,167	5,879	10,132	4,152	2,88,888	2,70,707	2,80,709	4,77,836	1,96,333
Stationery (excluding paper) . Value	—	—	—	—	—	1,51,120	1,13,246	1,31,670	87,198	78,304
Sugar—										
Sugar, 16 Dutch Standard and above (a) . . . Tons	15,453	4,008	5,371	—	—	44,20,954	11,07,623	13,60,131	—	—
Sugar, 23 Dutch Standard and above . . . "	—	—	—	2,510	794	—	—	—	5,38,724	6,84,300
Sugar, 15 Dutch Standard and below . . . "	15	1,600	..	6
Total of Sugar . . . "	15,468	4,008	5,371	2,510	794	44,22,554	11,07,623	13,60,137	5,38,724	6,84,306
Tea—										
Black Lbs.	22,744	21,436	21,324	13,543	24,061	19,731	16,528	17,606	10,023	14,261
Green "	101,153	4,211	2,560	1,400	620	1,25,032	4,980	3,969	1,580	690
Total of Tea . . . "	123,897	25,647	24,384	14,943	24,681	1,44,763	21,508	20,575	11,603	14,951
Textiles—										
Cotton—										
Raw Tons	2,791	552	1,426	95	165	44,14,937	8,68,454	19,24,615	1,14,503	1,70,210
Twist and yarn . . . Lbs.	1,378,152	313,936	472,980	410,189	527,214	14,43,308	4,20,378	5,81,534	3,96,557	4,59,587
Manufactures—										
Hosiery . . . Value	—	—	—	—	—	2,77,323	1,74,779	1,39,557	62,046	45,323
Woolen—										
Grey (unbleached) . Yds.	15,497,461	6,723,598	7,372,738	7,494,520	5,251,850	44,57,972	18,31,410	21,11,317	17,99,375	11,72,161
White (bleached) . . . "	3,986,319	3,228,010	2,561,768	2,779,511	2,218,332	14,10,908	11,37,224	8,48,149	7,82,328	5,81,638
Coloured, printed, or dyed . . . "	10,036,339	10,619,356	9,196,481	5,850,145	7,269,375	44,09,878	38,54,298	30,96,641	17,94,039	17,83,143
Ferts of all descriptions . . . "	38,761	63,216	41,658	12,175	4,358	19,020	13,245	12,580	3,826	1,275
Total of Woolen . . . "	30,108,930	20,634,180	19,672,660	16,186,351	14,743,910	1,02,97,278	68,31,177	60,68,637	48,79,618	34,68,208
Thread, sewing . . . Lbs.	71,121	67,368	59,277	46,957	37,754	1,37,725	1,50,100	91,200	93,136	80,321
Others . . . Value	—	—	—	—	—	54,833	39,530	38,075	15,664	11,973
Total of Cotton, raw and manufactures . . . "	—	—	—	—	—	1,66,80,399	84,84,418	88,48,668	50,61,524	42,54,063
Faberlshery and millinery . . . "	—	—	—	—	—	7,94,237	7,17,499	6,01,576	4,66,054	4,32,332

(a) Shown under new sub-head below from 1930-31.

No. 12—continued
EXPORTS—continued

FOREIGN MERCHANDISE—continued

PRINCIPAL AND OTHER ARTICLES	QUANTITY					VALUE				
	1927-28	1928-29	1929-30	1930-31	1931-32	1927-28	1928-29	1929-30	1930-31	1931-32
BOMBAY—contd.						R	R	R	R	R
BOMBAY (CHIEF PORT)—continued										
Textiles—continued										
Silk—										
Raw Lbs.	14,205	5,162	8,357	12,843	2,157	92,060	85,035	89,312	61,655	10,550
Silk yarn, nolls and warps „	16,515	36,719	85,437	7,529	4,935	1,03,945	1,30,434	2,28,084	89,236	20,847
Manufactures—										
Goods of silk mixed with other materials Yards	9,518	16,569	20,512	19,379	975	18,571	17,018	17,550	8,905	2,900
Silk piece goods . „	131,806	97,388	86,952	50,312	70,016	1,66,477	1,39,873	1,02,393	55,219	64,716
Other sorts . . „	4,991	2,609	3,285	1,922	3,205	82,049	54,070	72,980	82,140	43,483
Total of Silk, raw and manufactures . Value	—	—	—	—	—	4,59,002	3,85,425	4,60,819	1,97,155	1,42,448
Wool—										
Raw Lbs.	63,168	682,128	87,248	40,432	30,240	28,100	3,09,850	56,450	30,720	14,680
Manufactures—										
Piecegoods . . Yards	90,681	183,702	101,135	30,348	30,006	2,29,308	3,17,680	2,69,421	72,442	66,734
Shawls . . . No.	4,455	3,360	4,839	3,160	741	21,488	21,282	23,905	16,960	4,929
Other sorts . . Lbs.	1,833,038	1,307,469	741,246	408,358	601,243	45,97,618	36,39,129	20,25,309	10,69,613	15,46,980
Total of Wool, raw and manufactures Value	—	—	—	—	—	48,76,514	42,87,941	23,69,085	11,89,735	10,33,273
Other textiles—										
Manufactured . . „	—	—	—	—	—	8,90,270	7,70,421	7,86,539	3,60,545	9,06,205
Total of Textiles]. „	—	—	—	—	—	2,36,50,392	1,46,45,704	1,80,61,687	72,75,018	78,68,340
Umbrellas including Parasols and sunshades . . . No.	82,920	129,195	37,011	22,932	9,659	1,48,895	2,09,568	60,572	25,310	12,495
Vehicles (excluding locomotives, etc., for Railways) Value	—	—	—	—	—	6,32,476	9,04,207	17,66,691	9,24,168	8,18,668
Wood and Timber—										
Teak Wood . . Cubic Tons	144	15	79	26	11	45,077	2,510	20,928	3,617	1,275
Other kinds of wood and timber . Value	—	—	—	—	—	15,383	39,941	14,569	12,934	3,259
Manufactures of wood, other than furniture and cabinet ware . „	—	—	—	—	—	1,86,448	1,85,293	2,57,692	2,52,668	1,97,255
Total of Wood and Timber „	—	—	—	—	—	2,46,908	2,27,744	2,93,189	2,69,207	2,01,780
Festal Articles [. „	—	—	—	—	—	9,06,092	8,62,194	9,56,330	5,84,370	5,65,608
All other articles of merchandise—										
Unmanufactured . . „	—	—	—	—	—	2,71,707	1,23,524	1,60,922	2,24,346	1,39,270
Manufactured . . „	—	—	—	—	—	10,60,052	8,02,576	7,01,767	6,34,047	7,88,880
GRAND TOTAL (exclusive of Government Stores) „	—	—	—	—	—	6,98,85,784	5,02,42,831	4,52,10,018	3,23,21,172	2,84,33,268

TRADE AT CHIEF PORT
BOMBAY

(118)

No. 12—continued
EXPORTS—concluded

FOREIGN MERCHANDISE—concluded

GOVERNMENT STORES

PRINCIPAL AND OTHER ARTICLES	QUANTITY					VALUE				
	1927-28	1928-29	1929-30	1930-31	1931-32	1927-28	1928-29	1929-30	1930-31	1931-32
BOMBAY—concl. BOMBAY (CHIEF PORT)—concluded						R	R	R	R	R
Apparel (including drapery, uniforms, accoutrements, but excluding hosiery and boots and shoes) . . . Value	—	—	—	—	—	1,06,845	7,400	55,384	1,48,584	1,06,528
Arms, Ammunition and Military stores . . . "	—	—	—	—	—	2,15,978	26,023	5,08,069	4,90,784	48,680
Metals and Ores—										
Iron or Steel . . . Tons	101	—	27	..	8	13,103	—	3,510	..	250
Metals and Ores unenumerated . . . Cwts.	8,790	2,462	71	10,96,250	3,11,500	2,760
Total of Metals and Ores . Tons	540	123	27	..	7	11,09,353	3,11,500	3,510	..	3,010
All other articles—										
Unmanufactured . . . Value	—	—	—	—	—	12,983	18	..
Manufactured . . . "	—	—	—	—	—	3,08,169	3,50,093	2,42,976	1,13,110	95,355
GRAND TOTAL . . . "	—	—	—	—	—	17,39,840	6,95,016	8,17,572	7,52,306	2,53,571
Abstract (Exports of Indian produce and manufactures)—										
Cotton-raw (including waste) . . . Value	—	—	—	—	—	31,04,78,193	47,54,94,754	43,99,50,690	34,17,16,344	16,09,09,587
Grain, Pulse and flour . . . "	—	—	—	—	—	1,75,62,868	2,11,69,666	1,54,62,002	1,08,92,119	1,10,90,755
Indigo . . . "	—	—	—	—	—	3,540	..	848	22,516	5,650
Seeds . . . "	—	—	—	—	—	9,37,71,180	11,01,29,596	7,36,84,654	5,95,18,541	5,11,85,717
Other sorts . . . "	—	—	—	—	—	18,05,53,277	18,01,90,008	16,79,90,079	11,85,66,213	9,10,54,246
Total . . . "	—	—	—	—	—	60,23,69,058	78,69,84,019	69,70,88,273	53,02,13,783	31,50,95,935
Abstract of Total value of exports of merchandise—										
Articles of Foreign merchandise . . . "	—	—	—	—	—	6,93,85,784	5,02,42,831	4,52,10,018	3,23,21,172	2,84,33,268
Articles of Indian produce and manufactures . . . "	—	—	—	—	—	60,23,69,058	78,69,84,019	69,70,88,273	53,02,13,783	31,50,95,935
Total . . . "	—	—	—	—	—	67,17,54,842	83,72,26,850	74,22,98,291	56,25,34,955	34,35,29,203

No. 12—continued

IMPORTS

PRINCIPAL AND OTHER ARTICLES	QUANTITY					VALUE				
	1927-28	1928-29	1929-30	1930-31	1931-32	1927-28	1928-29	1929-30	1930-31	1931-32
SIND—										
KARACHI—										
Apparel (excluding hosiery and boots and shoes)—										
Apparel (including drapery, uniforms, accoutrements) Value	—	—	—	—	—	6,02,754	5,19,023	3,79,613	3,18,157	2,78,210
Gold and silver thread . . .	—	—	—	—	—	2,27,800	3,45,063	1,66,959	2,32,054	1,69,322
Lametta Lbs.	31,445	..	18,773	51,750	84,398	56,560	75,731	29,387	66,885	1,04,441
Hats, caps, bonnets, and hatter's ware . . . Value	—	—	—	—	—	1,67,060	1,95,748	1,86,523	90,193	94,933
Second-hand clothing . . .	—	—	—	—	—	6,55,384	9,41,708	3,92,855	5,60,757	6,02,490
Others	—	—	—	—	—	2,940	9,760	11,649	5,055	4,382
Total value of Apparel	—	—	—	—	—	17,12,807	20,87,023	16,67,486	12,79,701	12,53,778
Arms, Ammunition, and Military Stores—										
Cartridge cases—										
Filled—										
Shot Gun Cartridges (b) No.	—	5,833,354	5,775,883	4,762,409	3,814,622	—	4,13,230	3,08,010	3,23,548	2,52,101
Rifle and other Cartridges (b)	—	1,465,119	719,842	575,545	16,737,607	—	5,10,926	39,758	50,365	8,91,693
Total Filled	7,937,987	7,298,473	6,495,725	5,338,014	20,552,229	5,57,637	9,24,215	4,37,768	3,53,416	11,43,794
Empty	62,400	126,900	80,190	39,150	37,000	2,144	3,376	2,710	938	989
Total of Cartridge cases	8,000,387	7,425,373	6,575,915	5,377,164	20,589,229	5,59,781	9,27,591	4,40,478	3,54,354	11,44,783
Explosives—										
Blasting fuse	36,054	23,467	16,272	12,106	17,155	37,705	18,735	12,782	8,852	14,407
Others Value	148,500	103,500	66,000	42,300	66,240	2,050	..	388	493	8,422
Total of Explosives	—	—	—	—	—	39,701	18,735	13,170	9,345	22,829
Firearms, and parts thereof—										
Firearms No.	2,477	9,737	4,237	3,367	18,666	5,00,301	8,46,521	3,04,858	2,10,730	10,33,934
Parts of firearms Value	—	—	—	—	—	1,296	1,867	2,943	1,324	3,187
Other parts	—	—	—	—	—	37,451	5,82,221	30,915	24,475	34,186
Total value of Arms, Ammunition, etc.	—	—	—	—	—	11,38,590	23,76,935	7,92,364	6,00,228	22,38,979
Asbestos—										
Raw Cwts.	..	3	41	202
Manufactures—										
Asbestos Packing Value	—	—	—	—	—	23,667	35,250	47,337	20,997	17,019
Other Manufactures	—	—	—	—	—	2,21,708	2,31,783	2,99,181	3,52,433	1,80,843
Total of Asbestos	—	—	—	—	—	2,50,416	2,67,240	3,47,018	3,73,390	1,97,862
Belting for machinery	—	—	—	—	—	2,58,759	2,80,044	3,13,673	2,71,098	2,03,574
Books, printed, and printed matter not being stationery including maps and charts Cwts.	1,192	1,153	1,101	781	882	2,20,162	2,51,970	2,36,594	1,60,230	1,63,146
Boots and shoes—										
All leather (a) Pairs	61,824	84,312	69,434	61,687	18,078	3,30,810	3,35,427	2,76,388	1,30,013	82,051
Rubber soled—										
With canvas uppers (b)	—	530,539	528,312	383,668	414,825	—	7,82,157	6,24,825	3,66,216	2,65,091
" uppers of leather or other materials (a)	—	—	—	—	1,924	—	—	—	—	1,686
All rubber (a)	—	—	—	—	37,310	—	—	—	—	20,053
Of other materials	487,195	20,276	22,138	28,941	3,133	5,77,681	51,748	42,232	33,275	8,035
Total of Boots and shoes	549,019	641,127	619,884	479,176	476,170	9,08,691	11,69,332	9,48,440	5,29,594	3,76,910
Brushes and Brooms—										
Brushes—										
Paints and varnish brushes Dozs.	12,658	17,944	17,476	18,544	15,692	43,249	58,106	61,475	42,675	40,338
Toilet brushes	14,454	19,339	15,235	16,495	16,692	76,217	94,769	89,702	81,617	61,508
Other brushes	3,957	6,323	3,997	4,678	2,843	20,539	30,000	14,792	15,343	15,553
Brooms	148	223	313	207	224	2,003	3,528	4,198	2,595	2,471
Total of Brushes and Brooms	31,217	44,334	37,021	39,924	35,451	1,42,008	1,36,403	1,70,161	1,42,135	1,20,139

(a) Separately recorded from 1931-32.
(b) Separately recorded from 1928-29.

TRADE AT CHIEF PORT
KARACHI

(120)

No. 12—continued
IMPORTS—continued

PRINCIPAL AND OTHER ARTICLES	QUANTITY					VALUE				
	1927-28	1928-29	1929-30	1930-31	1931-32	1927-28	1928-29	1929-30	1930-31	1931-32
SIND—continued						₹	₹	₹	₹	₹
KARACHI—continued										
Building and Engineering Materials—										
Asphalt . . . Tons	2,928	2,076	1,950	2,181	4,049	2,51,269	1,77,000	1,70,013	1,80,376	2,94,57
Cement—										
Portland . . . "	6,360	8,381	4,077	1,145	3,014	2,48,229	1,55,187	1,87,012	52,362	1,04,184
Other kinds . . . "	73	394	884	416	483	10,645	47,211	1,34,915	54,482	50,414
Tiles . . . No.	968,608	715,593	714,798	493,251	556,597	1,98,325	94,001	98,685	82,675	70,979
Other sorts . . . Value	—	—	—	—	—	65,536	37,845	1,02,442	68,195	46,061
Total of Building and Engineering Materials "	—	—	—	—	—	7,44,004	5,11,244	6,03,067	4,38,030	5,66,159
Buttons of all sorts . . . "	—	—	—	—	—	4,26,507	4,77,602	3,43,723	2,08,768	2,13,103
Chemicals and chemical preparations (excluding chemical manures and medicines)—										
Acids—										
Sulphuric . . . Cwts.	3,147	808	519	468	252	45,957	12,149	10,363	10,035	3,691
Tartaric . . . "	719	991	1,099	1,579	798	65,000	1,02,848	1,11,441	1,46,036	58,033
Other sorts . . . "	1,325	1,006	1,221	1,720	1,313	46,609	38,381	43,791	57,720	42,420
Total of Acids . . . "	4,191	2,805	2,839	3,767	2,363	1,57,566	1,53,378	1,70,595	2,13,891	1,04,144
Alum "	27,216	14,639	13,623	7,912	9,594	1,67,614	90,742	85,363	46,799	52,118
Ammonia and salts thereof—										
Anhydrous . . . "	338	708	470	539	636	47,468	99,634	66,389	70,027	83,702
Others "	4,237	3,927	3,761	3,827	4,422	1,00,856	85,480	82,498	78,266	85,199
Disinfectants—										
Naphthalene . . . "	1,634	1,411	2,908	2,749	1,069	24,087	21,621	40,341	34,714	11,539
Others "	3,930	2,724	2,761	3,398	3,443	1,05,900	76,434	83,917	66,374	64,940
Magnesium compounds—										
Sulphate "	5,101	4,739	9,306	6,999	4,823	20,897	17,756	36,760	25,994	15,985
Others "	11	3	30	51	58	170	122	484	765	508
Potassium compounds—										
Chlorate "	1,061	1,330	686	740	962	20,637	24,382	11,788	13,662	21,060
Others "	584	439	466	936	486	42,406	36,933	27,461	55,937	28,733
Soda compounds—										
Bicarbonate of Soda (Sodium Bicarbonate) "	18,355	15,295	17,506	10,293	16,590	1,41,088	1,11,043	1,27,475	70,263	1,12,797
Borax "	1,931	21,451
Caustic Soda (Sodium Hydroxide) . . . "	41,072	32,639	46,374	45,919	47,515	4,46,362	2,50,448	4,04,985	5,06,602	5,33,081
Sodium Silicate "	2,617	3,751	3,400	2,097	2,627	20,423	29,814	27,042	16,625	20,343
Sodium Carbonate (Soda Ash and Soda Crystals) "	201,932	213,515	231,440	131,213	205,412	12,02,296	13,01,956	14,12,608	11,00,231	11,93,512
Other sorts "	616	1,533	2,038	1,045	858	13,686	23,630	30,329	33,099	13,333
Total of Soda Compounds "	264,622	266,723	300,353	241,172	274,933	13,23,605	13,21,391	20,92,437	17,26,375	18,99,527
Sulphur (Brimstone) . . . "	6,530	8,932	10,771	6,842	7,326	33,451	51,723	60,980	39,531	49,213
Other sorts of Chemicals . Value	—	—	—	—	—	3,33,400	3,99,440	4,60,924	4,79,599	4,40,733
Total of Chemicals . . . "	—	—	—	—	—	29,08,307	23,79,035	32,25,417	23,52,954	23,62,436
Clocks and Watches and parts thereof—										
Clocks and time-pieces . No.	31,766	35,145	33,189	37,277	36,554	1,57,531	1,66,601	1,40,243	1,42,542	1,14,095
Others Value	—	—	—	—	—	14,306	17,124	14,205	10,801	27,173
Total of Clocks and Watches "	—	—	—	—	—	1,71,837	1,83,725	1,54,448	1,53,343	1,41,268

No. 12—continued
IMPORTS—continued

PRINCIPAL AND OTHER ARTICLES	QUANTITY					VALUE				
	1927-28	1928-29	1929-30	1930-31	1931-32	1927-28	1928-29	1929-30	1930-31	1931-32
RS						R	R	R	R	R
SIND—continued										
KARACHI—continued										
Coal and Coke—										
Coal Tons	30,828	25,256	30,178	31,660	18,170	7,26,848	5,54,777	6,19,696	6,13,714	2,44,448
Coke "	52	100	198	116	25	2,118	4,126	7,346	4,122	1,000
Total of Coal and Coke "	30,875	25,356	30,371	31,776	18,204	7,28,956	5,58,903	6,27,042	6,17,836	2,45,448
Cutlery Value	—	—	—	—	—	5,39,706	5,27,984	4,39,485	3,66,141	3,39,048
Drugs and Medicines (excluding chemicals and narcotics)—										
Proprietary and Patent Medicines "	—	—	—	—	—	3,95,793	4,02,973	5,22,072	5,83,040	5,42,406
Quinine salts—										
Quinine Sulphate or bi-sulphate Lbs.	4,040	3,035	4,868	5,549	2,968	96,827	64,203	1,08,847	1,19,336	66,101
Quinine Hydrochloride or Dihydrochloride "	707	490	724	607	588	25,346	15,026	23,756	20,897	19,517
Other sorts "	611	537	1,748	2,233	1,007	16,113	14,927	31,347	39,256	22,436
Total of Quinine salts "	5,358	4,062	7,334	8,389	4,563	1,38,286	95,056	1,63,952	1,79,489	1,08,144
Saccharin "	7,864	14,612	11,201	8,007	14,761	22,251	47,764	48,498	84,748	69,384
Other sorts of Drugs and Medicines Value	—	—	—	—	—	6,53,264	6,08,364	7,09,722	6,61,725	5,58,531
Total of Drugs and Medicines "	—	—	—	—	—	12,09,594	11,54,657	14,39,244	14,59,002	12,67,515
Dyeing and Tanning substances—										
Cochineal cwts.	—	—	318	250	193	—	—	71,299	53,126	24,474
Dyes obtained from coal tar—										
Alizarine Dyes—										
Alizarine dye dry not exceeding 40 per cent. (a) lbs.	—	—	—	—	6,780	—	—	—	—	7,928
Alizarine dye dry over 40 per cent. (a) "	—	—	—	—	2,520	—	—	—	—	6,581
Alizarine dye moist over 10 per cent. and not exceeding 16 per cent. (a) "	—	—	—	—	39,795	—	—	—	—	19,129
Over 16 per cent. and not exceeding 20 per cent. (a) "	—	—	—	—	278,373	—	—	—	—	1,48,633
Exceeding 20 per cent. (a) "	—	—	—	—	17,360	—	—	—	—	17,875
Total alizarine dye "	387,667	562,638	478,054	265,168	330,828	2,25,443	2,67,578	2,10,395	1,22,908	2,00,146
Aniline Dyes "	810,099	597,276	557,868	736,225	421,149	4,42,550	7,59,582	5,81,346	7,45,755	4,00,800
Indigo Synthetic "	—	—	—	1,810	2,414	—	—	—	2,78,200	3,52,235
Other sorts (including lac dye) Value	—	—	—	—	—	28,317	19,945	5,227	3,914	1,497
Total of Dyeing and Tanning substances "	—	—	—	—	—	6,96,319	10,47,105	8,71,267	12,02,903	9,79,152
Earthenware and Porcelain—										
Earthenware—										
Pipes of earthenware Cwts.	2,644	6,657	2,288	521	99	16,902	39,629	11,855	3,189	535
Sanitary ware Value	—	—	—	—	—	56,835	70,670	70,896	70,676	1,51,988
Other kinds "	—	—	—	—	—	54,052	67,365	28,502	57,188	71,280
Porcelain—										
Electrical "	—	—	—	—	—	38,766	40,189	13,913	17,015	37,765
Other kinds "	—	—	—	—	—	3,98,251	5,19,894	3,27,465	2,53,090	2,27,468
Total of Earthenware and Porcelain "	—	—	—	—	—	5,59,896	7,37,747	4,52,136	4,01,108	4,99,081
Electroplated ware "	—	—	—	—	—	63,822	1,25,305	55,822	52,179	35,539
Fruits and Vegetables—										
Fresh fruits and vegetables—										
Fresh fruits "	—	—	—	—	—	2,317	2,944	5,002	3,411	3,170
Fresh vegetables of all kinds "	—	—	—	—	—	3,18,599	2,43,880	3,88,367	3,98,994	2,86,138
Total of Fresh Fruits and Vegetables "	—	—	—	—	—	3,20,916	2,46,824	3,93,369	4,02,405	2,89,308

(a) Separately recorded from 1931-32.

TRADE AT CHIEF PORT
KARACHI

(122)

No. 12—continued
IMPORTS—continued

PRINCIPAL AND OTHER ARTICLES	QUANTITY					VALUE				
	1927-28	1928-29	1929-30	1930-31	1931-32	1927-28	1928-29	1929-30	1930-31	1931-32
						R	R	R	R	R
SIND—continued										
KARACHI—continued										
Fruits and Vegetables—continued										
Fruits and Vegetables : dried, salted, or preserved, not being canned or bottled—										
Almonds Tons	98	94	122	74	28	69,875	52,881	1,04,955	51,662	18,951
Dates "	19,417	17,823	18,748	18,130	19,060	27,38,507	22,22,746	22,18,948	15,44,580	14,89,721
Other sorts "	108	188	78	179	153	61,611	98,783	48,618	82,607	46,928
Total of Fruits and Vegetables : dried, salted, or preserved, etc. "	19,623	18,055	18,948	18,383	19,250	28,60,793	23,69,410	23,67,521	16,78,849	15,55,590
Total of Fruits and Vegetables Value	—	—	—	—	—	31,90,709	26,16,284	27,60,890	20,81,254	18,44,907
Furniture and Cabinetware—										
Bedsteads "	—	—	—	—	—	56,095	49,176	45,677	39,828	41,138
Furniture of wood (other than bedstead) "	—	—	—	—	—	1,49,784	1,15,065	41,240	62,824	65,684
Furniture of other materials (other than bedstead) "	—	—	—	—	—	37,994	81,158	59,102	58,791	40,872
Mouldings "	—	—	—	—	—	37,406	48,371	73,672	35,657	58,366
Total of Furniture and Cabinetware "	—	—	—	—	—	2,81,330	2,93,770	2,19,691	1,97,095	2,15,060
Glass and Glassware—										
Bangles "	—	—	—	—	—	29,892	25,988	22,267	26,217	5,628
Beads and false pearls Cwts.	1,160	1,582	1,844	1,404	665	2,38,672	2,99,326	2,39,798	2,30,741	69,498
Bottles and phials—										
Soda water bottles Gross	8,389	9,809	10,527	10,016	9,389	2,39,134	2,57,332	2,81,577	2,64,515	2,21,665
Others "	18,464	21,499	17,099	27,718	28,007	1,71,395	1,76,182	1,46,992	2,17,928	2,31,445
Total of Bottles and Phials "	26,853	31,308	27,626	37,734	37,396	4,10,529	4,33,514	4,28,569	4,82,443	4,53,110
Funnels, globes, and glass parts of lamps Value	—	—	—	—	—	2,36,364	1,41,182	1,64,765	1,16,027	75,479
Scientific glassware "	—	—	—	—	—	55,749	49,147	40,524	44,666	37,679
Sheet and plate { Sqr. Ft. 1,932,905 2,684,843 1,280,707 2,168,924 2,128,207										
Tableware (including decanters, tumblers, etc.) { Cwts. 21,949 28,927 16,556 22,451 23,244										
Other glassware "	—	—	—	—	—	1,83,816	2,20,848	2,20,889	1,70,546	1,32,985
Total of Glass and Glassware "	—	—	—	—	—	15,22,274	15,74,178	14,17,168	14,02,190	11,69,280
Grain, Pulse, and Flour—										
Barley Tons	..	2	43	146	322	4,350	11,993	97
Wheat "	..	105,507	31,181	7,932	1,52,00,930	43,80,823	5,16,307	..
Pulse "	216	632	2,777	1,994	3,069	43,474	1,10,149	4,77,168	2,99,516	2,77,815
Other sorts "	338	419	538	145	45	46,545	60,825	79,668	18,155	6,926
Total of Grain, Pulse, and Flour "	549	106,560	34,584	10,217	3,114	90,019	1,53,72,226	49,42,004	8,45,971	3,84,838
Hardware, excluding cutlery and electroplated ware—										
Agricultural implements Value										
Buckets of tinned or galvanized iron "	—	—	—	—	—	55,848	28,371	47,531	11,694	22,255
Builders' hardware, such as locks, hinges, door bolts, etc. "	—	—	—	—	—	510	448	688	622	704
Domestic hardware, other than enamelled ironware "	—	—	—	—	—	5,05,928	7,48,273	5,60,357	5,29,455	5,43,830
Enamelled ironware "	—	—	—	—	—	1,34,316	1,96,795	1,39,985	1,71,416	1,33,046
Implements and tools other than agricultural implements and machine tools "	—	—	—	—	—	1,67,550	2,44,907	1,28,356	1,12,055	1,40,578
Lamps, metal No.	450,361	822,718	595,675	450,769	261,747	8,20,359	10,23,362	8,56,743	8,29,771	6,85,718
Stoves "	15,207	17,954	32,401	16,929	10,705	5,58,400	9,53,413	7,03,261	5,20,967	3,01,287
Other sorts Value	—	—	—	—	—	83,477	95,647	1,41,285	70,977	60,448
Total of Hardware, etc. "	—	—	—	—	—	14,71,339	19,46,026	15,60,605	13,69,720	9,84,164
Total of Hardware, etc. "										
Hides and Skins, raw—										
Hides, raw Tons	..	8	21	7	..	631	7,015	13,074	5,806	225
No. }	199	1,476	2,517	1,663	68					
Skins, raw Tons	24	35	112	90	122	58,207	59,520	1,63,491	1,23,228	77,962
No. }	30,157	48,212	140,808	128,933	180,918					
Total of Hides and Skins, raw: Tons	24	43	133	97	122	68,928	66,535	1,76,565	1,29,034	78,187
No. }	30,356	49,688	143,325	130,601	180,981					

No. 12—continued
IMPORTS—continued

PRINCIPAL AND OTHER ARTICLES	QUANTITY					VALUE				
	1927-28	1928-29	1929-30	1930-31	1931-32	1927-28	1928-29	1929-30	1930-31	1931-32
SIND—continued						R	R	R	R	R
KARACHI—continued										
Instruments, Apparatus, and Appliances, and parts thereof—										
Electrical, including telegraph and telephone apparatus, not being Machinery—										
Electric fans and parts thereof Value	—	—	—	—	—	3,36,386	3,04,052	3,20,382	4,41,379	3,12,722
Electric wires and cables—										
Rubber insulated	—	—	—	—	—	1,67,401	2,11,436	2,00,323	2,33,199	3,14,976
Insulations, other than rubber	—	—	—	—	—	56,147	1,01,480	6,616	4,92,550	64,712
Telegraph and telephone wires and cables	—	—	—	—	—	2,582	8,483	1,616	31,228	1,448
Bare copper wire (Electrolytic) other than telegraph and telephone wires Cwt. (c)	—	—	—	6,213	6,114	10,040	1,835	10,690	3,45,044	2,34,364
Electric lamps and parts thereof—										
Electric Glow lamps (b) No.	527,257	525,407	—	—	—	2,42,821	2,47,503	—	—	—
Gas filled electric bulbs (d)	—	—	—	—	130,230	—	—	—	—	1,17,155
Vacuum electric bulbs (d)	—	—	—	—	697,036	—	—	—	—	1,54,309
Electric bulbs for automobile (d)	—	—	—	—	28,909	—	—	—	—	5,185
Electric bulbs for torches (d)	—	—	—	—	477,952	—	—	—	—	11,713
Wireless—Valves (d)	—	—	—	—	624	—	—	—	—	3,939
Flashlight†	—	—	197,270	10,569	—	—	—	1,79,093	22,032	—
Electric lamps, other sorts	2,871	2,225	2,374	765	6,216	32,031	29,297	11,548	9,799	14,080
Parts and accessories of electric lamps Value	—	—	—	—	—	5,780	23,373	3,09,166	5,77,091	1,37,346
Batteries	—	—	—	—	—	8,612	18,068	545	—	1,424
Electric lighting accessories and fittings (including switches)	—	—	—	—	—	1,74,137	2,24,917	1,53,092	1,57,595	1,60,229
Electric instruments (other than telegraphic and telephonic)—										
Meters	—	—	—	—	—	68,075	86,181	77,103	97,843	1,62,436
Electrical goods and apparatus not enumerated	—	—	—	—	—	3,76,134	5,14,405	3,32,452	4,06,930	2,89,058
Other sorts	—	—	—	—	—	25,935	78,905	80,822	72,403	1,21,900
Total of Electrical Instruments, etc.	—	—	—	—	—	15,15,081	18,45,075	16,83,453	18,87,693	21,15,449
Musical—										
Pianos and piano players, complete No.	33	37	32	19	8	29,987	29,001	24,266	10,460	3,313
Talking machines and accessories—										
Talking machines	2,092	3,068	2,150	975	943	63,765	90,730	62,903	36,086	27,095
Records	2,850	3,047	2,907	3,111	1,994	3,032	5,136	4,323	10,935	2,843
Accessories Value	—	—	—	—	—	9,622	27,953	34,511	29,449	30,527
Other sorts, including parts of Musical Instruments	—	—	—	—	—	1,20,258	1,59,734	1,35,935	92,423	1,40,139
Total of Musical Instruments	—	—	—	—	—	2,26,064	3,12,603	2,61,938	1,79,358	2,08,922
Optical	—	—	—	—	—	1,11,714	2,23,921	1,22,965	63,078	68,456
Photographic—										
Cinematograph films—										
Raw films, i.e., blank films on which no picture has been impressed Length in Feet	1,391	—	—	86,105	36,700	104	—	—	5,799	3,105
Exposed films	284,977	574,680	1,025,692	514,292	238,233	41,940	98,121	1,50,519	61,747	28,101
Photographic other than cinematograph films Value	—	—	—	—	—	40,888	91,568	71,024	1,63,729	2,01,579
Scientific and philosophical	—	—	—	—	—	94,828	89,434	53,310	56,930	62,957
Surgical	—	—	—	—	—	2,44,100	2,61,093	2,75,080	2,35,672	1,97,722
Wireless apparatus	—	—	—	—	—	13,904	2,10,099	21,152	55,269	44,689
Other kinds	—	—	—	—	—	3,44,417	5,63,749	5,69,455	5,21,076	4,74,231
Total of Instruments, Apparatus, etc.	—	—	—	—	—	26,33,700	36,95,668	32,10,300	42,90,956	34,58,231
Jewellery (excluding imitation jewellery and precious stones and pearls, unset), also Plate of Gold and Silver—										
Jewellery	—	—	—	—	—	4,5,014	76,132	35,164	15,069	34,311
Plate of gold and silver	—	—	—	—	—	49,459	44,555	23,122	31,452	99,743
Total of Jewellery, etc.	—	—	—	—	—	94,473	1,20,687	57,286	46,511	1,34,254

(b) Subdivided from 1929-30.
(c) Quantity recorded from 1930-31.
(d) Separately recorded from 1931-32.
† Shown under new heads above from 1931-32.

TRADE AT CHIEF PORT
KARACHI

(124)

No. 12—continued
IMPORTS—continued

PRINCIPAL AND OTHER ARTICLES	QUANTITY					VALUE				
	1927-28	1928-29	1929-30	1930-31	1931-32	1927-28	1928-29	1929-30	1930-31	1931-32
						R	R	R	R	R
SIND—continued										
KARACHI—continued										
Leather—										
Hides, tanned or dressed { Tons	7	2	..	1	..	68,760	21,469	3,189	3,456	..
{ No.	—1,626	—546	—749	—560	..					
Skins, tanned or dressed { Tons	..	1	2	2	1	7,049	12,994	38,188	26,456	18,227
{ No.	—3,618	—6,525	—10,058	—14,850	—8,399					
Unwrought Cwts.	83	92	76	182	86	40,771	49,227	32,417	65,076	41,689
Leather cloth (including artificial leather) . . sq-yards	25,083	18,134	28,692	172,125	115,829	28,008	27,085	31,634	77,609	78,660
Manufactures (excluding boots and shoes and belting for machinery)—										
Bags and trunks Cwts.	46	24	66	38	38	19,244	16,881	19,881	8,412	21,696
Saddlery and harness . . "	17	10	8	11	11	18,741	15,425	7,810	5,558	9,828
Other sorts Value	—	—	—	—	—	28,196	62,083	25,941	14,164	21,748
Total value of leather manufactures . . "	—	—	—	—	—	66,181	84,389	53,632	28,134	53,167
Total of Leather . . "	—	—	—	—	—	2,10,764	1,95,114	1,59,010	2,00,181	1,86,743
Liquors, including denatured and perfumed spirits—										
Ale, beer and porter—										
Ale and Beer—										
In bottle Gals.	337,133	365,055	357,346	314,051	225,055	11,51,895	11,72,305	11,52,920	9,94,782	5,86,731
In bulk "	439,024	461,894	511,121	527,905	404,216	7,90,020	8,36,954	8,97,775	9,76,111	7,24,436
Total of Ale and Beer . . "	776,157	826,949	868,467	841,956	629,271	19,41,915	20,09,259	20,50,704	19,70,893	13,11,167
Stout and Porter—										
In bottle "	17,935	12,601	16,751	18,407	14,972	79,600	53,929	72,304	74,420	57,435
In bulk "	5,876	2,840	7,904	4,732	3,900	10,646	4,500	14,540	9,850	7,170
Total of Stout and Porter . . "	23,811	14,941	24,655	23,139	18,872	90,246	58,429	86,844	84,270	64,605
Total of Ale, beer and porter, . . "	799,968	841,890	893,122	865,095	648,143	20,32,161	20,67,688	21,37,548	20,55,163	13,75,772
Older and other fermented liquors . . "										
	2,566	2,343	2,821	2,351	1,658	16,149	13,637	16,085	14,257	10,935
Spirit—										
Brandy { Liquid "	58,380	64,021	78,108	49,661	22,930	7,50,675	8,54,058	9,66,660	6,96,616	3,36,823
{ Proof "	45,052	49,836	55,475	37,635	17,495					
Gin { Liquid "	20,786	18,555	21,393	25,484	14,168	2,32,682	1,98,215	2,19,076	2,72,937	1,47,359
{ Proof "	15,113	18,738	15,632	18,686	10,338					
Liqueurs Liquid "	3,125	3,574	3,186	2,046	928	51,259	57,766	50,181	35,186	15,107
Rum { Liquid "	1,040	1,176	1,074	1,867	487	8,333	11,651	11,744	13,623	4,389
{ Proof "	798	897	846	1,110	329					
Whisky { Liquid "	111,245	117,477	119,563	114,695	68,464	21,14,331	22,29,788	22,41,808	21,68,744	12,07,276
{ Proof "	84,380	89,099	91,057	86,671	47,994					
Spirit, present in drugs, medicines, or chemicals Liquid "	5,811	5,377	6,816	6,144	4,797	1,52,694	1,50,750	1,88,193	1,70,794	1,37,467
Spirit, perfumed "	887	758	839	671	708	69,452	70,612	78,649	55,181	61,359
Spirit, denatured—										
Imported direct "	18	111	40	79	1,231	261
Denatured at Custom House immediately on arrival before clearance Liquid "	27,798	29,820	45,091	65,714	54,719	33,997	38,272	49,719	69,327	55,921
Other sorts of spirit "	4,510	5,291	5,296	4,331	3,661	1,84,153	2,05,337	2,13,474	1,68,327	1,40,218
Total of Spirit "	233,560	246,044	276,356	270,274	163,807	35,97,655	38,16,474	40,19,499	36,41,866	21,06,180

No. 12—continued
IMPORTS—continued

PRINCIPAL AND OTHER ARTICLES	QUANTITY					VALUE				
	1927-28	1928-29	1929-30	1930-31	1931-32	1927-28	1928-29	1929-30	1930-31	1931-32
SIND—continued										
KARACHI—continued										
Liquors, including denatured and perfumed spirits—continued										
Wines—										
Champagne and other sparkling wines . Gals.	4,167	4,663	4,321	3,048	1,828	1,56,510	1,61,634	1,54,500	1,40,615	66,745
Port	7,666	6,250	6,447	5,755	3,801	1,23,062	90,079	93,139	85,437	49,263
Still red wines, other than port	3,349	3,392	2,957	2,327	1,234	41,653	41,223	30,798	27,744	11,375
Sherry, madeira, and marsala	4,775	4,817	5,039	5,891	3,722	91,504	80,937	91,456	1,17,023	68,143
Still white wines other than sherry, madeira and marsala	3,312	3,400	3,172	2,954	1,598	44,961	40,444	41,582	38,194	16,143
Other sorts of wines including vermouth and ginger wine	29,141	28,748	31,995	23,244	14,492	2,20,384	2,25,037	2,37,607	2,06,123	1,07,146
Total of Wines . . . "	52,910	51,270	53,931	49,010	26,673	6,72,274	6,42,409	6,55,082	6,15,141	3,18,820
Total of Liquors . . . "	1,088,904	1,141,447	1,226,230	1,166,789	812,271	63,21,239	65,40,293	63,23,214	63,23,427	38,11,707
Machinery and Millwork—										
Prime-movers (other than Electrical)—										
Locomotives (excluding those for railways)—										
Oil engines . . . No.	10	23	36	6	8	37,964	1,25,660	84,867	14,924	9,573
Parts of oil engines . Value	—	—	—	—	—	5,512	33,214	26,101	7,324	11,263
Steam engines . . . No.	8	10	9	..	3	1,14,617	85,856	80,378	..	24,424
Parts of steam engine Value	—	—	—	—	—	39,850	1,27,480	2,91,100	52,019	49,800
Others	—	—	—	—	—	16,065
† Railway Locomotive Engines and tenders and parts	—	—	—	—	—	—	2,59,745	1,73,682	4,30,909	12,42,280
Other than Locomotives—										
Gas engines . . . No.	12	29	4	19	1	7,866	98,247	9,159	42,626	919
Parts of gas engines . Value	—	—	—	—	—	1,954	1,773	144	252	3,406
Oil engines . . . No.	299	441	430	249	130	10,87,497	11,62,582	9,06,508	7,61,027	5,04,067
Parts of oil engines . Value	—	—	—	—	—	2,68,359	1,56,352	1,87,406	1,23,725	1,01,244
Steam engines . . . No.	12	7	9	10	4	1,16,915	32,569	1,00,723	1,16,143	10,863
Parts of steam engines Value	—	—	—	—	—	23,949	1,10,724	33,859	7,022	8,995
Others . . . "	—	—	—	—	—	..	3,025
Total of Prime-movers . . . "	—	—	—	—	—	17,20,448	21,92,227	19,02,333	15,61,036	10,75,646
Electrical machinery of all kinds, not including Instruments, apparatus, appliances and parts thereof—										
Control and Switchgear	—	—	—	—	—	3,48,485	3,07,068	5,01,277	7,94,527	3,37,000
Generators, alternators, and dynamos	—	—	—	—	—	2,80,193	5,11,638	6,35,114	4,18,116	12,90,399
Motors . . . "	—	—	—	—	—	1,82,995	1,25,414	1,23,740	1,23,483	1,15,601
Transformers . . . "	—	—	—	—	—	1,03,175	1,00,689	2,89,267	1,23,881	3,20,294
Turbogenerating sets	—	—	—	—	—	12,096	5,488
Other kinds . . . "	—	—	—	—	—	13,91,118	14,19,229	17,92,576	25,85,749	44,58,198
Total of Electrical Machinery	—	—	—	—	—	23,24,902	24,78,726	33,41,974	40,00,255	65,30,498
Machinery, not being Prime-movers, or Electrical Machinery—										
Aerated water making machinery	—	—	—	—	—	28,338	24,681	15,469	5,083	500
Agricultural Machinery—										
Agricultural tractors and parts	—	—	—	—	—	17,251	41,280	47,079	35,722	49,885
Ploughs and parts	—	—	—	—	—	58,555	53,020	47,681	12,587	6,313
Other sorts	—	—	—	—	—	2,86,185	2,59,709	2,44,680	1,25,141	42,057
Bollers	—	—	—	—	—	1,74,962	3,15,173	2,70,652	5,79,844	1,75,496
Metal-working machinery (including Machine tools)	—	—	—	—	—	3,74,905	3,59,744	6,33,809	1,71,900	2,26,174
Mining Machinery	—	—	—	—	—	9,10,413	22,23,805	14,41,331	7,00,763	5,41,441
Oil-crushing and refining machinery	—	—	—	—	—	1,39,381	1,01,407	2,00,934	39,466	34,036
Paper mill machinery	—	—	—	—	—	..	4,68,727	60,640
Refrigerating machinery	—	—	—	—	—	1,63,347	3,03,735	2,02,691	2,05,232	1,65,810
Rice and flour mill machinery	—	—	—	—	—	2,30,418	1,51,331	3,06,873	5,14,943	2,74,193
Saw-mill and wood-working machinery	—	—	—	—	—	40,415	57,534	63,683	27,618	17,825
Sewing and knitting machines and parts thereof—										
Sewing and knitting machines	33,595	31,593	20,672	15,787	19,179	30,49,296	27,66,089	19,02,290	14,73,601	18,18,261
Parts of sewing and knitting machines and accessories	—	—	—	—	—	3,15,916	2,63,063	1,30,413	1,55,085	1,72,033
Total value of sewing and knitting machines and parts thereof	—	—	—	—	—	33,65,212	30,29,152	20,32,703	16,29,296	19,90,794

TRADE AT CHIEF PORT
KARACHI

(126)

No. 12—continued
IMPORTS—continued

PRINCIPAL AND OTHER ARTICLES	QUANTITY					VALUE				
	1927-28	1928-29	1929-30	1930-31	1931-32	1927-28	1928-29	1929-30	1930-31	1931-32
						R	R	R	R	R
KARACHI—continued										
Machinery and Millwork— continued										
Machinery, not being Prime-movers, etc.—continued										
Sugar Machinery . Value	—	—	—	—	—	3,17,256	19,405	69,568
Textile machinery—										
Cotton—										
Weaving Machinery . "	—	—	—	—	—	25,102	6,441	4,12,409	28,491	86,932
Other sorts . . "	—	—	—	—	—	1,80,922	1,79,818	1,34,652	2,39,094	2,49,275
Wool . . . "	—	—	—	—	—	52,401	1,01,951	4,48,951	54,445	56,253
Other sorts . . "	—	—	—	—	—	34,085	36,584	10,594	18,876	68,596
Total of Textile machinery . . "	—	—	—	—	—	2,92,510	3,24,789	10,15,606	3,35,906	4,61,056
Typewriters—										
Typewriters . . . No.	1,831	2,086	1,630	1,009	73	2,73,242	2,93,102	2,46,642	1,70,139	7,786
Parts and accessories . Value	—	—	—	—	—	13,250	13,319	17,439	9,910	9,699
Total of Typewriters . "	—	—	—	—	—	2,86,492	3,06,421	2,64,081	1,80,049	17,485
Other sorts of Machinery excluding printing machinery . . "	—	—	—	—	—	14,41,214	10,72,850	23,28,727	14,75,331	13,64,491
Total of Machinery, not being Prime-movers, etc. . "	—	—	—	—	—	78,10,008	99,93,367	96,16,348	60,61,266	54,33,669
Total of Machinery and Millwork . . "	—	—	—	—	—	1,18,55,508	1,46,69,320	1,49,61,655	1,16,22,557	1,39,39,812
Manures (excluding oil-cakes)—										
Nitrogenous—										
Nitrate of Soda . Tons	80	105	90	104	133	15,268	17,582	14,409	14,447	18,523
Sulphate of Ammonia . "	5	167	698	395	20	844	27,471	99,721	55,144	2,615
Others . . . "	120
Potassic—										
Muriate of Potash . . "	..	10	15	..	10	..	1,124	1,089	..	1,136
Others . . . "	10	1,484
Phosphatic—										
Super Phosphate . . "	12	628
Compounds—										
Ammonium Phosphate . "	1	575
Fish manures . . . "	310	1,155	1,250	1,316	982	15,644	95,075	1,33,821	1,40,502	86,259
Others . . . "	291	10,943
Other kinds of manures . . "	65	151	238	979	..	5,668	17,487	21,078	1,05,008	..
Total of manures . . . "	460	1,588	2,289	2,694	1,459	37,424	1,61,789	2,70,718	3,15,096	1,31,238
Matches—										
Safety . . . { Gross of Boxes	223,595	178,351	152,304	51,766	29,400	2,39,020	1,91,167	1,69,896	57,622	34,211
Other sorts . . . "	305,200	124,800	167,409	57,500	8,750	4,31,647	1,61,049	2,17,779	75,856	11,562
Total of Matches . . . "	618,795	303,651	319,803	109,266	38,150	7,20,667	3,52,216	3,87,675	1,33,478	45,773
Metals and Ores—										
Aluminium—										
Wrought—										
Circles . . . Cwts.	281	1,233	7,045	5,168	1,320	22,026	98,678	5,48,961	3,81,255	87,294
Sheets . . . "	27	80	34	39	65	2,448	10,751	3,508	3,568	5,644
Other manufactures . . "	130	180	233	150	112	22,748	24,257	29,602	16,686	11,657
Total of Aluminium, wrought . . "	438	1,493	7,312	5,357	1,497	47,222	1,33,686	5,77,071	4,01,459	1,04,595
Brass, bronze, and similar alloys and manufactures thereof—										
Unwrought . . . "	100	8	1,733	110
Wrought—										
Rods . . . "	1,077	33,464
Yellow metal for sheathing . . . "	5,366	8,480	8,485	9,333	12,692	2,51,413	4,11,933	4,25,481	3,70,916	3,99,721
Other sorts . . . "	895	3,438	1,132	1,736	984	77,087	1,69,166	89,435	1,26,496	68,054
Total of Brass, Bronze, etc. . . "	6,262	10,918	9,617	11,269	14,761	3,28,500	5,81,099	5,14,966	4,99,145	4,98,349
Copper—										
Old, for re-manufacture . . "	2	635	289	337	1,102	95	18,350	7,008	10,787	37,933
Unwrought—										
Tilts, ingots, cakes, bricks and slabs . . "	124	391	10	20	1,280	5,535	9,093	464	1,135	43,414
Wrought—										
Rods . . . "	79	1,553	1	2,008	1,580	4,901	81,695	75	1,10,570	65,438
Sheets . . . "	11,610	17,235	8,604	18,320	16,020	5,90,691	9,06,355	5,35,054	6,03,138	5,73,257
Wire, excluding wire of telegraph and telephone . . . "	67	44	17	46	1,946	4,531	2,344	1,714	2,774	63,967
Other manufactures . . . "	305	598	350	1,222	1,368	28,549	69,412	32,511	84,099	70,920
Total of Copper, wrought . . . "	12,070	19,435	9,032	17,096	20,914	6,28,672	10,60,306	5,69,354	8,60,551	7,98,582
Total of Copper . . . "	12,196	20,361	9,331	17,503	23,298	6,34,302	10,88,740	5,70,924	8,72,473	8,74,029

* Revised classification has been introduced from April, 1931.

No. 12—continued
IMPORTS—continued

PRINCIPAL AND OTHER ARTICLES	QUANTITY					VALUE				
	1927-28	1928-29	1929-30	1930-31	1931-32	1927-28	1928-29	1929-30	1930-31	1931-32
<i>HIND—continued</i>						R	R	R	R	R
<i>KARACHI—continued</i>										
<i>Metals and Ores—continued</i>										
Iron—										
Manufactures—										
Angle and Tee, Bolt and rod—										
Protected . . . Tons	9	402	33	1,577	192	..	85,657	5,880
Not protected . . . "	5	1	917	190
Bars and Channels—										
Protected . . . "	1	52	2	353	9,748	5	..	407
Not protected . . . "	54	83	29	4	25	18,301	9,153	8,586	1,022	4,701
Total of Iron manufactures—										
Protected . . . "	10	402	35	1,930	9,940	5	85,657	6,347
Not protected . . . "	50	34	29	4	25	19,308	9,343	8,586	1,022	4,701
Total . . . "	69	86	29	406	60	21,238	19,283	8,591	86,679	11,048
Steel—										
Angle and tee—										
Protected . . . Tons	9,306	11,987	10,156	5,158	4,801	11,07,523	14,36,020	12,09,218	4,81,872	4,23,691
Not protected . . . "	1	406
Spring "	496	2	..	68,631	8	140	376	..
Bars other than Cast Steel—										
Protected . . . "	13,780	18,525	9,710	10,740	5,204	15,74,181	16,30,690	12,04,348	10,92,013	5,03,486
Not protected . . . "	12,227	16,909	15,010	9,809	10,061	10,84,270	17,13,824	15,28,371	8,39,753	7,22,246
Cast—										
Tool steel—										
High speed . . . "	11	15	11	19	3	23,415	35,998	11,930	38,506	6,408
Carbon "	62	101	69	49	13	15,451	41,007	25,693	14,000	3,126
Cast steel bars . . . "	31	2	4	8	..	6,304	1,384	1,358	8,574	511
Other Cast Steel . . . "	16	57	72	7	..	3,164	9,937	12,548	1,359	168
Total of Steel, Cast . . . "	110	175	156	83	16	48,334	89,311	51,538	57,508	10,218
Ingots, blooms, billets and slabs . . . "	72	119	101	68	19	6,687	16,307	11,236	9,884	2,395
Total of steel—										
Protected . . . "	23,086	25,512	19,866	15,898	10,005	26,81,704	30,66,910	24,13,561	15,73,885	9,27,177
Not protected . . . "	12,906	17,194	15,267	9,962	10,006	12,03,328	18,19,450	15,91,270	9,06,521	7,34,854
Total of Steel . . . "	35,992	42,706	35,133	25,860	20,101	38,85,032	48,86,360	40,04,840	24,80,406	16,62,031
Iron or steel—										
Anchors and Cables . . . "	51	88	35	26	45	25,722	38,177	18,571	12,392	19,960
Beams, pillars, girders and bridge-work—										
Protected fabricated . . . "	696	89	50	67	3	97,557	14,512	8,219	16,216	1,775
" others "	26,882	28,721	16,212	16,399	5,541	29,65,681	26,48,386	17,20,305	14,50,260	4,60,028
Total of Beams, pillars, etc. . . "	27,578	28,810	16,262	16,466	5,544	30,63,238	26,62,898	17,28,524	14,72,476	4,62,403
Bolts and nuts—										
Protected (a) . . . "	—	766	971	1,222	1,072	—	2,30,105	2,99,109	3,51,779	2,67,201
Not protected . . . "	429	6	1,20,215	1,584
Total "	429	772	971	1,222	1,072	1,20,215	2,31,689	2,99,109	3,51,779	2,67,201
Fencing materials (including Fencing wire) . . . "	797	546	821	766	840	2,36,055	2,87,631	2,87,096	2,54,463	3,05,259
Hoops and strips "	3,492	5,284	5,250	4,142	4,285	4,78,564	7,34,022	6,93,756	5,34,481	4,79,715
Nails, rivets, and washers—										
Protected (b) "	—	—	—	—	391	—	—	—	—	68,313
Not Protected (b) "	—	—	—	—	1,085	—	—	—	—	3,40,061
Total (b) "	1,415	1,450	1,294	1,397	1,426	4,07,886	4,07,794	3,91,821	5,23,148	4,08,374
Did for re-manufacture . . . "	195	133	138	309	118	10,291	6,000	8,322	11,942	4,561
Pipes and fittings, cast . . . "	537	448	1,576	309	411	1,80,725	1,34,509	2,00,765	1,11,191	2,08,266

(a) Classified from 1928-29. (b) Classified from 1931-32.

TRADE AT CHIEF PORT
KARACHI

(128)

No. 12—continued
IMPORTS—continued

PRINCIPAL AND OTHER ARTICLES	QUANTITY					VALUE				
	1927-28	1928-29	1929-30	1930-31	1931-32	1927-28	1928-29	1929-30	1930-31	1931-32
						₹	₹	₹	₹	₹
BIND—continued										
KARACHI—continued										
Metals and Ores—continued										
Iron or Steel—continued										
Rails, chairs and fish-plates, including those for railways—										
Protected —										
Rails, 30 lbs. per yard and over and fish-plates therefor . Tons	7,175	8,957	6,740	102	872	8,19,193	4,65,597	8,80,488	18,957	1,09,228
Others	88	73	51	73	5	8,493	7,450	5,507	7,150	718
Not protected	27	184	187	385	1,088	16,065	1,25,215	90,913	1,57,090	4,51,054
Total of Rails, Chairs, etc.	7,290	4,214	6,928	560	1,965	8,43,851	5,98,202	9,26,908	1,83,197	5,61,990
Wood Screws	478	187	403	392	510	2,44,078	90,631	2,21,639	2,10,426	2,85,191
Metal thread screws	2	7	14	2,652	48	2	7,549	13,170
Total	480	187	403	399	524	2,47,330	90,720	2,21,641	2,17,975	2,98,361
Sheets and plates—Galvanized—										
Corrugated—										
Protected	6,179	6,709	5,343	5,055	3,403	15,40,603	15,46,722	11,54,704	9,40,547	5,47,261
Plain—										
Protected (sheets)	7,111	5,938	5,541	3,609	2,763	18,45,617	14,42,379	12,67,499	7,01,369	5,43,273
Not protected (plates)	30	47	22	112	58	7,587	10,247	3,312	17,993	8,099
Tinned—										
Tin plates—										
Protected	4,318	5,033	5,238	2,686	108	14,18,410	15,82,140	16,81,230	9,00,915	35,492
Others	1	385	10
Not galvanized or tinned—										
Sheets (up to 1/2" thick)	5,832	6,651	2,692	3,501	2,336	9,69,010	10,84,207	4,16,931	4,05,068	2,93,414
Plates over 1/2" thick (a)	3,006	2,157	1,664	1,249	1,018	3,87,496	3,06,531	2,03,946	1,33,933	1,21,011
Other sorts	1	353
Total not galvanized or tinned—										
Protected { Fabricated	311	359	121	1	37	40,587	70,854	15,468	992	0,481
Others	8,521	8,215	4,230	4,736	3,144	13,14,971	12,70,569	6,04,478	5,35,668	3,72,342
Not protected . Tons	7	234	5	13	173	1,301	49,313	981	2,336	32,102
Total of not galvanized or tinned sheets,	8,839	8,808	4,356	4,750	3,354	13,56,859	13,90,738	6,20,927	5,38,996	4,14,425
Total Sheets and Plates	26,486	28,581	20,550	16,212	9,636	61,69,076	59,72,611	47,23,232	30,99,820	15,48,550
Sleepers and keys of iron or steel for Railways—(a)										
Protected	2,543	6,261	9,089	1,375	..	2,30,075	5,83,916	9,07,976	1,46,532
Not protected	125	146	46,833	38,238
Total	2,668	6,407	9,089	1,375	..	2,76,908	6,22,154	9,07,976	1,46,532
Tubes, pipes and fittings, wrought—										
Protected	1	..	3,236	10	..	1,069	..	11,70,099	6,174
Not protected	6,540	5,939	5,000	7,523	4,497	18,83,156	14,77,709	14,14,714	21,86,094	13,58,614
Wire nails—										
Protected	1,744	3,264	1,311	2,356	1,505	3,36,977	5,26,696	2,09,433	3,46,751	2,21,571
Wire rope—										
Black	91	138	108	40	41	81,139	1,17,436	77,575	36,411	57,893
Galvanized	70	123	100	62	34	44,963	76,974	55,300	43,435	18,310
Wire, other than fencing wire—										
Protected	748	1,106	1,579	2,675	2,213	1,47,343	1,94,936	2,60,806	3,67,491	3,06,331
Other manufactures of iron or steel—										
Protected	6,822	5,261	4,124	6,877	1,730	10,91,523	11,25,536	8,30,028	12,42,966	2,94,729
Not protected	1,221	1,920	1,963	5,216	876	3,34,404	6,68,030	4,73,158	9,52,532	3,62,532
Total of Iron or Steel—										
Protected	70,595	62,711	54,932	53,159	20,448	1,16,26,955	1,06,35,779	90,06,011	52,59,043	28,77,256
Not protected	15,411	21,372	19,938	26,226	17,729	41,19,503	49,94,847	45,13,012	57,63,176	44,00,940
Total	86,006	84,583	74,870	79,385	38,177	1,57,46,458	1,56,30,626	1,35,19,023	1,10,22,219	73,38,196
Total of Iron and Steel	122,007	127,375	110,032	105,651	58,358	1,93,52,723	2,05,36,299	1,75,32,454	1,65,94,304	90,11,275

(a) Transferred from Railway plant and rolling stock which ceases to be a separate head from 1923-29.

No. 12—continued
IMPORTS—continued

PRINCIPAL AND OTHER ARTICLES	QUANTITY					VALUE				
	1927-28	1928-29	1929-30	1930-31	1931-32	1927-28	1928-29	1929-30	1930-31	1931-32
<i>SIND—continued</i>						R	R	R	R	R
<i>KARACHI—continued</i>										
Metals and Ores— <i>continued</i>										
Lead—										
Unwrought—										
Ore . . . Tons	180	76	124	129	164	85,208	28,987	49,608	47,665	55,968
Other sorts . . Cwts.	408	60	24	28	952	4,754	1,362	239	395	13,369
Wrought . . . "	1,300	1,842	1,765	946	2,996	35,298	48,673	40,169	22,168	48,217
Total of Lead . . Tons	266	171	213	177	361	1,25,260	74,022	90,016	70,231	1,12,544
Solder . . . Cwts.	817	424	661	919	620	87,898	39,124	52,949	48,366	84,088
Unwrought (blocks, ingots, bars, and slabs) . "	1,017	1,485	1,174	927	711	2,05,183	2,32,038	1,55,278	93,344	62,818
Wrought, including plates or sheets, not being tinned iron . . "	15	3	1	4	4	1,418	866	707	768	1,151
Total of Tin . . "	1,032	1,488	1,175	931	715	2,06,609	2,32,904	1,55,985	94,112	63,969
Zinc or spelter—										
Unwrought . . . "	970	580	3,179	1,713	3,264	17,688	9,265	51,917	18,581	31,209
Wrought or manufactured . "	398	635	474	681	786	18,752	22,736	14,745	19,937	19,375
Other sorts . . . "	56	90	41	79	16	579	1,000	387	430	80
Total of Zinc or Spelter . "	1,424	1,305	3,694	2,473	4,066	32,019	33,001	66,999	37,998	50,664
Metals, unenumerated . . "	385	912	551	1,019	501	29,723	60,790	31,849	45,372	43,935
Ores unenumerated . . "	286	14
Total of Metals . . Tons	123,270	129,309	111,731	107,073	60,824	2,10,53,543	2,27,50,666	1,95,49,005	1,86,15,692	1,07,37,400
Total of Ores . . . "	180	76	124	120	164	85,208	28,987	49,608	47,904	55,972
Total of Metals and Ores . "	123,450	129,385	111,855	107,202	60,988	2,11,48,751	2,27,79,653	1,95,98,613	1,86,63,596	1,07,93,408
Oils—										
Animal . . . { Cwts.	216	16	25	670	249	4,634	738	1,151	13,194	6,127
Gals.	2,701	211	329	8,367	3,103					
Essential—										
Natural—										
Lemon . . . { Lbs.	4,621	4,412	6,727	7,758	5,180	19,128	21,059	39,290	30,086	14,759
Gals.	514	491	748	861	570					
Other sorts . . { Lbs.	10,522	15,062	11,323	18,414	22,525	18,180	18,257	26,499	36,321	41,232
Gals.	1,172	1,672	1,358	2,042	2,497					
Total of Essential oils { Lbs.	15,143	19,474	18,055	26,172	27,655	37,258	39,316	65,789	67,307	55,991
Gals.	1,686	2,163	2,006	2,993	3,067					
Mineral—										
Fuel Oils . . . { Gals.	10,431,549	9,385,138	10,329,101	13,103,574	12,607,476	30,45,779	21,46,242	21,89,968	26,68,778	25,74,263
Tons	41,810	37,987	40,898	52,524	49,672					
Kerosene in bulk . Gals.	10,638,070	21,344,512	19,057,239	21,494,510	17,862,161	68,14,676	96,92,749	88,09,578	99,58,653	77,93,941
" in tins . . . "	1,280,207	913,409	1,087,511	1,349,818	1,507,093	12,51,601	7,56,030	9,84,482	11,08,613	8,10,864
Total of Kerosene . "	11,918,277	22,257,921	20,144,750	22,844,328	18,869,259	80,66,277	1,04,48,779	97,44,060	1,10,67,266	86,04,805
Lubricating Oils . . "	1,022,803	765,667	1,148,791	1,292,602	1,002,863	19,86,476	16,64,000	22,74,062	22,06,634	18,57,323
Petroleum dangerous flashing below 76° F. . "	134,400	166,000	310,912	1,067,234	1,622,160	1,86,250	1,51,687	2,78,294	15,03,029	12,36,316
Other kinds . . . "	205,748	451,063	85,642	103,764	21,003	3,86,905	6,46,573	1,88,580	1,95,687	31,726
Total of Mineral Oils . "	23,707,582	38,025,789	32,019,196	39,376,622	34,122,826	1,36,71,387	1,50,57,281	1,46,24,969	1,77,30,394	1,43,04,438

No. 12—continued
IMPORTS—continued

PRINCIPAL AND OTHER ARTICLES	QUANTITY					VALUE				
	1927-28	1928-29	1929-30	1930-31	1931-32	1927-28	1928-29	1929-30	1930-31	1931-32
SIND—continued										
KARACHI—continued										
Oils—continued										
Mineral greases including Petroleum Jelly (a)					683,120					1,33,074
Vegetable, non-essential—										
Linseed	3,025	2,678	2,085	2,178	2,289	1,23,613	96,421	75,271	77,780	62,648
Other kinds	37,859	33,307	25,933	27,092	28,477	31,532	3,107	5,358	5,101	8,734
Total of Vegetable non-essential oils	44,720	36,985	28,018	29,270	30,766	1,55,145	99,528	80,629	82,881	71,382
Total of Oils	23,756,689	83,061,943	32,048,924	39,417,185	—	1,38,68,724	1,51,96,923	1,47,72,528	1,78,98,786	1,45,71,012
Oil cloth and floor cloth Sq. Yds.	35,338	77,846	92,188	88,726	68,717	34,098	80,565	86,107	83,568	53,071
Paints and Painters' materials—										
Paints and Colours—										
Barytes				61,583	35,436				1,15,008	78,721
Blue Paint or Paris blue	1,368	354	3,100	3,459	3,691	86,756	24,637	1,59,900	1,55,964	1,61,860
Enamels prepared (b)	1,128	610	625	—	—	97,830	53,463	48,933	—	—
Graphite	123	621	623	579	00	4,508	16,332	18,337	9,561	1,696
Red Lead—										
Genuine, dry	1,368	2,326	194	1,251	885	39,410	51,394	4,576	30,370	17,907
Reduced "	77	20	8	40	55	1,548	349	63	926	510
White Lead—										
Genuine, dry	70	58	36	43	52	2,659	2,282	1,420	1,668	1,055
Reduced "	3	8	7	4	8	79	225	127	98	170
Genuine, moist	77	15	36	20	14	2,564	531	1,300	660	472
Reduced "	326	14	193	276	57	7,777	373	3,717	4,405	771
Lithopone				2	—				30	—
Zinc, White—										
Genuine, dry	304	216	177	168	245	13,372	9,150	7,477	5,985	9,504
Reduced "	68	32	35	17	25	1,181	423	632	460	515
Genuine, moist	1,964	1,430	1,568	1,843	1,584	76,029	55,107	55,834	59,041	49,671
Reduced "	3,812	4,421	4,823	6,019	4,680	94,430	1,04,518	1,07,088	1,25,331	90,088
Other sorts—	16,377	22,133	16,381	—	—	4,74,971	6,17,789	4,52,712	—	—
White, dry				25	22				503	344
Coloured, dry				6,879	4,922				1,70,780	1,53,343
White, moist				1,333	1,403				24,060	24,414
Coloured, moist				6,335	6,413				1,80,373	1,83,845
Total of Paints and Colours	27,065	32,253	27,806	79,874	59,552	9,03,723	9,37,623	8,57,266	8,85,132	7,75,736
Painters' materials (other than paints and colours)—										
Turpentine—										
Genuine Turpentine	194	345	199	181	146	7,208	8,751	5,473	5,104	3,831
Turpentine substitute	594	611	434	384	359	12,028	13,985	9,103	7,608	6,354
Varnish †	6,018	5,463	6,362	—	—	3,17,379	2,77,135	3,12,038	—	—
Enamels				1,857	1,221				53,269	37,879
Lacquers				9	8				1,234	1,100
Other kinds				5,121	6,004				2,46,549	2,74,152
Total value of Painters' materials	—	—	—	—	—	66,923	82,967	93,507	73,732	71,059
Total value of Paints and Painters' materials	—	—	—	—	—	4,03,538	3,82,818	4,20,171	3,87,496	3,94,375
Paper and Pasteboard—										
Paper—										
Packing paper	3,483	6,289	11,404	7,223	9,906	55,191	1,12,799	1,95,319	1,22,772	1,47,971
Printing paper—										
Newsprinting—										
Protected *	2,572	1,076	1,168	533	25	31,606	15,537	17,137	5,552	220
Not protected	21,143	43,132	74,420	41,970	52,239	2,39,314	5,47,926	9,46,447	4,93,969	5,53,238
Other sorts—										
Protected *	7,958	14,523	13,550	10,423	9,432	1,66,066	2,98,023	2,79,927	2,07,973	1,65,694
Not protected	940	2,397	2,671	291	496	14,107	40,253	42,346	7,357	8,676
Writing paper and envelopes—										
Writing paper in large sheets—										
Protected *	198,836	145,874	146,552	124,103	126,465	3,65,217	4,28,983	4,36,789	3,03,943	276,570
Note and letter paper and envelopes—										
Protected *	17,069	19,557	20,143	14,320	15,734					
Not protected	1,899	1,949	1,868	1,527	1,564	1,27,814	1,10,097	97,673	93,022	91,828
Envelopes imported separately—										
Protected *	1	23	180	1	9	262	2,649	7,397	141	635
Not protected	621	754	786	704	753	50,162	56,591	54,372	47,362	50,552
Old Newspapers	1,040	1,580	1,125	1,243	928	50,968	69,414	47,541	49,040	37,696
baks and bags	127,386	134,147	134,930	114,119	126,204	6,52,531	6,68,651	6,37,305	4,30,955	4,34,430
Other kinds of paper	5,243	4,655	3,639	3,233	3,532	1,84,020	2,00,354	1,95,955	1,53,410	1,48,093
Paper manufactures	526	1,298	873	931	1,121	39,547	79,832	62,949	69,312	70,677
Total of Paper	189,881	231,930	266,766	197,018	221,943	19,77,305	26,26,209	30,21,657	20,15,808	19,86,335
Pasteboard, Millboard and Cardboard of all kinds—										
Straw boards	13,423	13,445	9,943	12,513	11,315	79,180	85,019	64,110	79,796	61,677
Other kinds	1,638	5,362	4,083	4,319	2,858	41,943	1,04,059	60,358	65,034	53,019
Manufactures of pasteboard, millboard and cardboard	137	880	263	199	223	10,995	25,204	19,003	14,612	14,975
Total of Paper and Pasteboard	205,129	251,417	281,060	214,049	236,339	21,09,423	28,40,491	31,71,728	21,76,250	21,16,006

*Classified from October 1925.
†Shown from 1930-31.

(a) Separately recorded from 1931-32.
(b) Shown under varnishes from 1930-31.
‡Shown under sub-head from 1930-31.

No. 12—continued
IMPORTS—continued

PRINCIPAL AND OTHER ARTICLES	QUANTITY					VALUE				
	1927-28	1928-29	1929-30	1930-31	1931-32	1927-28	1928-29	1929-30	1930-31	1931-32
BIND—continued						R	R	R	R	R
KARACHI—continued										
Papermaking materials—										
Pulp of wood . . . Cwts.	..	9,940	4	86,731	60
Perfumery excluding per- fumed spirit . . . Value	—	—	—	—	—	87,212	1,06,477	1,16,665	1,05,179	98,044
Pitch, Tar and Dammer— Coal Tar and Pitch . . Cwts.	1,083	1,646	1,441	865	7,247	12,078	10,359	7,799	4,842	28,432
Polishes—										
Polishes and Composi- tions for application to leather . . . Value	—	—	—	—	—	3,57,944	2,67,396	4,71,211	3,49,948	3,54,324
Polishes and Composi- tions for application to metals, etc. . . "	—	—	—	—	—	1,11,191	89,945	86,948	82,894	86,002
Wood Polish . . . "	—	—	—	—	—	11,023	7,161	7,681	7,529	5,637
Other sorts . . . "	—	—	—	—	—	6,641	12,723	17,223	56,408	19,659
Total of Polishes . . . "	—	—	—	—	—	4,86,804	4,77,225	5,88,063	4,96,274	4,65,622
Precious stones and pearls, unset . . . "	—	—	—	—	—	8,242	408	69,205	49,542	84,223
Printing and Lithographing machinery and materials (excluding Paper)—										
Printers' Ink . . . "	—	—	—	—	—	1,13,414	1,31,097	1,23,161	1,04,038	99,271
Printing and lithographing presses . . . "	—	—	—	—	—	1,34,031	1,62,151	78,842	82,098	75,775
Printing type . . . Cwts.	79	..	102	68	97	13,249	18,543	13,608	9,511	12,210
Other materials . . . Value	—	—	—	—	—	43,527	1,11,968	69,909	64,111	63,838
Total of Printing and Lithographing Machinery, etc. . . "	—	—	—	—	—	3,04,221	4,23,759	2,85,520	2,59,758	2,51,094
Provisions and Oilman's stores—										
Bacon and ham . . . Cwts.	1,917	2,335	2,390	2,378	2,071	2,12,897	2,41,896	2,55,044	2,40,831	1,74,262
Biscuits and cakes . . . "	4,657	5,177	6,751	4,945	4,170	4,76,236	5,38,536	6,61,956	4,72,127	3,96,334
Canned and bottled provi- sions (not specified else- where)—										
Canned or bottled fruits . . "	3,918	4,129	6,560	7,726	6,879	1,65,826	1,56,660	2,21,747	2,23,007	1,66,934
Tinned or canned fish . . "	3,503	3,152	3,598	3,902	2,799	2,08,830	1,92,933	2,08,865	2,24,170	1,41,933
Vegetable products (vegetable ghee, and fat, etc.) . . "	167,952	155,046	125,378	76,056	17,845	69,90,142	55,25,930	43,62,499	25,51,815	5,55,254
Others . . . "	10,130	10,876	13,535	13,768	10,829	6,16,069	6,65,727	8,08,863	7,72,744	5,98,824
Cheese (including canned) . . "	2,431	2,514	2,525	2,775	1,495	2,50,118	2,53,166	2,55,344	2,69,486	1,83,204
Cocoa and chocolate . . . "	427	540	646	524	400	31,937	46,175	54,125	44,559	39,706
Confectionary . . . "	5,396	5,914	6,186	4,228	3,908	5,17,963	5,63,591	5,69,370	4,12,207	3,86,869
Farinaceous and patent foods— Farinaceous foods in bulk . . "	434	1,615	700	692	853	5,880	12,517	7,960	6,919	7,334
Milk foods for Infants and Invalids (wholly or mainly milk) . . . "	726	825	719	620	672	1,47,496	1,54,721	1,64,942	1,41,690	1,26,346
Other sorts . . . "	6,741	7,355	7,248	8,004	5,928	3,13,440	3,39,331	3,48,330	3,96,446	3,16,015
Ghi . . . "	4,060	184	238	294	1,613	2,74,979	12,131	19,202	17,281	78,300
Jams and jellies . . . "	2,659	3,241	3,063	3,107	2,486	1,43,873	1,68,237	1,57,246	1,45,180	1,11,716
Milk, condensed and pre- served . . . "	6,018	6,907	5,863	6,322	4,086	2,84,491	2,92,193	2,34,997	2,62,205	1,36,674
Pickles, chutnies, sauces, and condiments . . . "	1,434	1,594	2,044	1,346	1,237	1,53,576	1,48,750	1,94,483	1,45,297	1,25,651
Other sorts of provisions . . "	1,782	1,954	1,204	1,548	1,575	1,06,900	1,03,580	79,250	91,000	98,762
Total of provisions and Oilman's stores . . . "	224,185	212,758	188,698	133,745	69,084	1,09,00,658	94,16,224	86,04,723	64,17,384	85,95,628
*Railway Plant and Rolling-Stock—										
Carriages and parts thereof . . . Value	—	—	—	—	—	8,68,973	—	—	—	—
Wagons and parts thereof . . . "	—	—	—	—	—	4,41,294	—	—	—	—
Locomotive engines and tenders and parts thereof . . "	—	—	—	—	—	6,40,806	—	—	—	—
Materials for construction— Sleepers and keys of Steel or Iron . . . Tons	—	—	—	—	—	..	—	—	—	—
Other kinds of materials . . "	1,047	—	—	—	—	2,18,641	—	—	—	—
Total of Materials for con- struction . . . "	1,047	—	—	—	—	2,18,641	—	—	—	—
Total of Railway Plant and Rolling-stock . . . Value	—	—	—	—	—	21,69,713	—	—	—	—

* Discontinued from 1928-29.

PRINCIPAL AND OTHER ARTICLES	QUANTITY					VALUE				
	1927-28	1928-29	1929-30	1930-31	1931-32	1927-28	1928-29	1929-30	1930-31	1931-32
RUBBER—continued										
KARACHI—continued										
Rubber—						R	R	R	R	R
Raw lbs.	1,002	2,302	11,086	803	2,954	8,981
Manufactures—										
Pneumatic motor covers No.	54,515	83,088	110,450	82,910	90,368	24,29,815	38,04,352	61,13,936	42,45,488	42,69,114
“ „ tubes . .	67,904	88,956	102,021	90,707	81,252	5,09,785	6,92,366	9,04,486	781,275	5,45,906
“ „ cycle covers “	2,457	1,888	2,141	1,936	2,278	36,230	31,238	32,010	29,028	29,759
“ „ „ tubes “	4,689	4,432	3,765	4,078	4,490	12,762	13,165	10,530	11,944	11,043
“ cycle covers . “	79,627	105,721	176,023	120,113	256,589	1,48,595	2,10,350	2,76,038	1,80,888	3,70,128
“ cycle tubes . . “	107,716	166,260	230,545	235,557	263,108	1,24,636	1,98,120	2,25,001	1,96,930	2,02,884
Solid rubber tyres . . . “	1,570	1,268	383	813	612	1,77,575	1,40,546	52,534	92,760	59,561
Other manufactures except Value apparel, boots and shoes.	—	—	—	—	—	2,30,875	3,41,882	2,79,047	3,19,212	3,43,165
Total of Rubber	—	—	—	—	—	36,70,273	54,32,019	78,94,335	58,60,474	58,40,541
Seeds—										
Oilseeds—										
Essential Tons	..	10	..	2	5	791	4,485	161	2,238	2,972
Non-essential—										
Copra or Coconut kernel “	1	..	1,324	..	89	418	..	2,20,366
Others “	8	25	419	27	60	1,563	5,503	1,01,925	3,249	6,047
Other than oilseeds . . “	14	3	10	10	7	6,355	6,175	7,670	5,497	6,776
Total of Seeds	22	38	430	39	1,396	8,709	16,252	1,10,174	11,034	2,36,161
Soap—										
Household and laundry soap in bars or tablets Ows.	29,409	32,114	38,011	26,936	27,227	9,27,009	9,54,680	11,15,098	8,09,483	6,92,545
Toilet soap “	4,147	4,562	4,457	3,530	3,686	4,57,221	5,22,420	5,13,610	3,56,435	3,82,201
Other sorts “	1,320	1,667	863	371	875	72,392	85,042	52,368	48,450	37,431
Total of Soap	34,876	38,343	43,331	31,337	31,788	14,56,622	15,62,142	16,81,071	12,14,867	11,12,177
Spices—										
Betelnuts “	529	2,202	719	665	161	11,408	38,856	11,994	10,247	2,344
Casia “	2,975	2,232	2,749	4,025	4,323	56,339	42,961	46,625	50,400	40,250
Other sorts “	27	44	50	78	109	1,299	2,894	3,572	4,381	6,032
Total of Spices . . “	3,231	4,528	3,518	4,768	4,593	69,006	84,211	62,191	65,028	48,626
Stationery (excluding paper)—										
Pencils (excluding slate pencils) Dozens	209,823	398,167	318,830	339,753	264,848	84,492	1,23,680	1,01,058	1,08,018	74,580
Other sorts—										
Protected Cwts.	679	383	515	380	276	50,909	19,969	25,195	20,435	13,007
Not protected . . . Value	—	—	—	—	—	5,77,264	8,27,010	7,44,157	7,84,653	6,23,626
Total of stationery, etc. . . “	—	—	—	—	—	7,12,665	9,70,659	8,70,410	9,13,106	7,11,718
Sticks and Whips “	—	—	—	—	—	52,991	46,235	17,289	12,059	10,962
Stone and Marble—										
Stone and marble . . Tons	322	120	323	135	222	41,599	16,099	46,072	32,032	27,232
Articles of Stone and Marble . . . “	5	34	8	3	1	6,307	10,883	2,276	7,150	2,467
Total of Stone and Marble “	327	154	331	138	223	47,906	26,982	48,348	39,182	29,699
Sugar—										
Sugar, 16 Dutch Standard and above* “	148,429	208,275	157,414	—	—	2,91,23,978	3,61,28,484	2,45,60,805	—	—
Sugar 23 Dutch Standard and above “	—	—	—	178,293	58,880	—	—	—	2,02,58,040	58,61,483
Sugar below 23 Dutch Standard but not below 16 Dutch Standard “	—	—	—	11,465	1,275	—	—	—	12,59,593	1,21,281
Sugar, 15 Dutch Standard and below “	—	—	42	3,636	7	—	—	5,743	3,09,342	2,687
Molasses “	1,630	1,708	999	157	857	88,601	68,930	45,404	3,444	35,231
Beet Sugar “	2,016	1,849	63,173	43,051	57,114	4,40,642	2,33,036	98,76,840	47,11,700	63,53,683
Total of Sugar “	152,075	211,832	221,627	231,602	119,083	2,96,58,221	3,64,30,450	3,44,88,792	2,65,47,119	1,28,79,285
Tea—										
Black lbs.	251,244	351,809	383,210	339,500	442,931	2,42,125	3,30,675	3,25,161	2,68,990	2,68,507
Green “	52,020	4,910	52,258	210,431	181,334	47,699	5,314	48,322	1,59,678	1,12,225
Total of Tea “	303,264	356,719	435,468	549,931	627,465	2,89,724	3,36,489	3,73,483	4,18,668	3,80,732
Telegraph materials for construction and accessories (excluding electrical) . Value										
—	—	—	—	—	—	6,094
Textiles—										
Cotton—										
Raw . . . Bales and Tons	15—2	501—39	10—1	..—1	—	724	95,209	853	632	103
Waste Cwts.	3	1,500	64	30,207
Twist and yarn—										
Grey (unwashed)—										
No. 1 to 30 lbs.	100	5,040	138	3,331
31 to 40 “	..	40,775	6,000	..	5,209	..	49,577	5,780	..	3,880
41 and above “	4,800	5,854
White (bleached) “	57,155	127,935	115,893	54,320	62,327	62,762	1,43,311	1,27,979	52,695	45,175

*Shown under sub-heads from 1930-31;

No. 12—continued

IMPORTS—continued

PRINCIPAL AND OTHER ARTICLES	QUANTITY					VALUE				
	1927-28	1928-29	1929-30	1930-31	1931-32	1927-28	1928-29	1929-30	1930-31	1931-32
<i>SIND—continued</i>										
<i>KARACHI—continued</i>										
<i>Textiles—continued</i>										
<i>Cotton—continued</i>										
<i>Twist and yarn—continued</i>										
<i>Coloured—</i>										
No. 1 to 25 . . . Lbs.	240	600	480	1,800
.. 25 to 30 . . . "	124,305	28,100	22,470	9,000	25,477	1,81,776	80,260	80,801	10,708	27,250
.. 31 to 40 . . . "	508,948	240,702	213,871	93,457	92,974	6,11,890	8,17,251	2,86,629	1,12,002	95,203
.. 41 and above . . . "	24,100	32,606
Mercedised cotton yarn . . . "	2,429	900	..	46	19,095	7,970	1,968	..	137	23,465
Unspecified descriptions of Twist and Yarn . . . "	..	27	8
Total of Twist and Yarn . . . "	693,172	489,099	382,839	156,823	214,919	8,14,516	5,43,674	4,83,795	1,75,542	2,09,161
<i>Manufactures—</i>										
Blankets . . . Lbs.	33,753	15,668	40,855	73,711	142	22,098	15,437	26,332	50,046	153
Canvas . . . Yds.	40,927	85,232	55,819	50,240	44,262	25,515	42,318	46,698	26,343	30,436
Handkerchiefs . . . No.	1,730,060	1,789,249	1,483,059	211,645	604,694	4,23,683	4,67,821	3,20,068	47,586	1,28,852
Shawls . . . "	..	5,877	5,016
<i>Hosiery—</i>										
Stockings and socks . . . Doz.	60,124	70,374	83,689	89,748	81,177	1,57,977	1,61,201	166,961	1,78,315	1,31,422
Underwear . . . Pairs	16,406	48,468	68,386	60,949	95,978	67,520	1,98,556	2,50,300	1,94,322	2,78,930
Other sorts . . . Value	1,446	162	8,566	387	..
<i>Piece-goods—</i>										
<i>Grey (Unbleached)—</i>										
<i>Plain Grey—</i>										
Drills and Jeans . . . Yds.	2,621,400	2,323,991	4,027,397	1,077,000	1,713,000	7,59,239	8,77,384	11,12,887	2,17,249	3,37,877
Flannel and Flannolettes . . . "	291,949	59,614	..
Jaconets, including madapollams, mulls, and cambrics . . . "	1,392,594	2,206,111	2,207,141	637,787	1,718,847	2,61,186	4,43,428	4,02,714	89,563	2,12,933
Longcloth and Shirtings . . . "	22,495,008	26,796,888	29,678,148	13,276,089	11,631,727	58,91,842	71,75,368	73,87,553	26,83,350	21,34,337
Sheetings . . . "	..	85,000	36,000	20,729	9,059
T. Cloth and Domestics . . . "	108,324	24,843	15,912	3,730	1,020	31,591	7,192	4,868	1,084	203
Unspecified description . . . "	541	453	..
Total Plain Grey . . . "	26,517,326	31,936,828	35,964,598	15,287,096	15,059,594	69,43,908	85,24,099	89,17,081	30,51,313	26,85,400
<i>Bordered grey—</i>										
Dhutties, saris and Scarves . . . "	623,047	1,867,778	3,588,539	650,651	226,843	1,74,005	5,31,639	9,00,758	1,44,807	43,124
Total of Grey Piece-goods . . . "	27,140,373	33,804,606	39,553,137	15,937,747	15,286,437	71,17,913	90,55,738	98,17,839	31,96,120	27,28,524
<i>White (bleached)</i>										
Checks, spots, and stripes . . . "	11,220,277	10,034,067	9,182,975	2,668,061	3,071,639	32,32,460	30,06,604	23,62,014	6,37,694	6,20,745
Dhutties, saris, and scarves . . . "	352,020	487,703	382,118	89,615	37,638	1,25,284	1,44,720	1,28,229	23,787	8,358
Drills and jeans . . . "	102,494	61,101	127,114	45,981	23,537	60,959	88,242	74,124	25,949	11,923
Jaconets, madapollams, cambrics, and muslins . . . "	4,704,547	4,625,086	3,901,158	3,750,160	3,662,168	22,81,837	18,05,745	12,92,394	10,32,458	8,79,674
Lawns . . . "	855,503	404,302	268,506	15,447	10,302	2,47,846	2,23,146	1,74,084	6,331	1,898
Longcloth and shirtings . . . "	51,924,956	59,690,885	48,478,443	33,186,331	32,217,048	1,59,13,109	1,81,41,130	1,49,61,251	91,21,462	76,78,171
Mulls . . . "	102,809,811	127,946,024	100,191,536	77,186,734	95,494,301	2,15,20,013	2,78,32,010	2,13,36,293	1,38,43,968	1,42,45,420
Nainocks . . . "	15,786,414	14,840,858	5,859,030	3,220,956	2,784,922	28,80,457	28,63,885	10,78,994	5,28,874	3,24,890
Sheetings . . . "	7,458	3,425	5,167	1,642	1,779	7,426	3,685	5,900	1,607	1,739
Twills . . . "	1,154,807	1,926,095	1,340,616	639,137	60,892	4,30,704	6,99,517	4,72,818	2,05,108	16,665
Unspecified descriptions . . . "	2,325,558	2,955,623	1,420,782	504,702	470,571	6,21,257	7,37,397	3,33,214	1,28,639	1,18,450
Total of White Piece-goods . . . "	190,743,245	222,925,159	171,157,445	121,307,766	137,834,297	4,73,71,382	5,54,96,181	4,22,19,235	2,50,55,217	2,39,17,133

No. 12—continued
IMPORTS—continued

PRINCIPAL AND OTHER ARTICLES	QUANTITY					VALUE				
	1927-28	1928-29	1929-30	1930-31	1931-32	1927-28	1928-29	1929-30	1930-31	1931-32
SIND—continued										
KARACHI—continued										
Textiles—continued										
Haberdashery and Millinery—										
Lace and Embroidery . Value	—	—	—	—	—	11,97,922	16,60,968	8,94,908	7,95,146	6,75,384
Towels not in the piece . No.	6,578	5,762	8,902	4,783	2,043	5,838	5,165	8,238	2,988	1,710
Other sorts . Value	—	—	—	—	—	7,26,123	11,24,907	8,07,152	6,07,678	5,55,459
Total of Haberdashery and Millinery . "	—	—	—	—	—	19,29,878	27,91,040	17,10,343	14,05,812	12,32,553
Jute—										
Twist and yarn . Lbs.	8,833	11,434	..	2,759	890	2,278	3,260	..	517	175
Manufactures—										
Canvas . Yds.	9,848	81,774	862	..	443	5,814	38,998	199	..	226
Gunny bags . No.	63,889	18,709	2,610	3,582	9,604	17,983	5,065	750	1,002	2,086
Other kinds . Value	—	—	—	—	—	16,219	18,179	7,189	3,448	4,414
Total of Jute . "	—	—	—	—	—	42,294	60,508	8,088	4,937	6,901
Milk—										
Raw . Lbs.	—	28,104	1	—	1,08,346	1	16	..
Silk yarn, noli, and warps . "	44,232	66,418	137,838	77,047	105,404	2,04,441	2,78,628	5,11,434	231,019	3,08,789
Manufactures—										
Goods of silk mixed with other materials . Yds.	113,341	189,316	133,871	104,553	136,186	2,21,274	3,45,270	2,32,737	1,53,744	1,87,602
Silk piece-goods . "	38,516	119,571	232,873	493,161	105,621	69,990	1,84,584	3,07,074	4,02,925	97,600
Thread for Sewing . Lbs.	1,054	869	449	279	807	17,637	16,522	9,667	6,489	5,144
Other sorts . "	10,706	15,970	6,665	1,685	1,782	50,616	93,387	56,148	26,581	25,989
Total of Silk manufactures . Value	—	—	—	—	—	3,89,417	6,39,763	6,05,626	5,89,739	3,16,335
Total of Silk . "	—	—	—	—	—	5,93,858	10,26,735	11,17,061	8,20,774	6,26,124
Wool—										
Raw . Lbs.	391,735	493,933	445,170	224,695	315,009	2,13,672	4,11,575	4,04,858	1,44,205	2,44,480
Yarn and knitting wool . "	470,066	438,663	—	—	—	13,99,423	12,38,837	—	—	—
Worsted yarn for weaving (a) . "	—	—	257,391	335,201	480,700	—	—	5,83,953	6,91,266	7,26,652
Knitting wool (a) . "	—	—	225,341	162,705	215,503	—	—	7,13,543	4,66,624	4,69,140
Manufactures—										
Braids . "	4,382	4,711	2,860	3,982	3,587	12,591	15,549	10,836	16,107	10,587
* Blankets and rugs other than floor rugs . "	—	1,611,836	1,355,998	753,744	478,257	—	20,82,511	15,31,434	8,36,251	4,59,881
† Carpets and floor rugs . "	—	21,924	22,625	25,894	29,317	—	99,626	76,473	60,501	70,192
Blankets . "	130,934	—	—	—	—	1,43,008	—	—	—	—
Carpets and rugs . "	1,108,931	—	—	—	—	16,75,142	—	—	—	—
Hosiery . "	98,944	119,791	124,427	60,485	35,156	4,57,284	5,45,121	6,67,787	3,04,388	1,47,163
Piece-goods . Yds.	5,815,975	5,529,004	4,643,459	2,437,495	2,761,228	79,69,015	81,39,023	70,61,642	31,31,145	27,12,410
Shawls . No.	61,264	93,545	77,465	56,860	24,800	4,25,190	6,75,468	5,18,029	3,07,436	1,49,447
Other sorts . Lbs.	13,938	14,373	5,941	2,326	31,333	42,103	35,738	16,913	3,779	14,614
Total of Woollen manufactures . Value	—	—	—	—	—	1,07,24,383	1,15,63,641	98,83,114	46,58,607	35,64,294
Total of Wool . "	—	—	—	—	—	1,23,37,423	1,32,14,053	1,15,85,463	69,60,702	50,04,566
Artificial Silk—										
Artificial Silk yarns . Lbs.	191,288	306,018	199,695	44,103	23,792	3,40,554	5,06,194	2,49,130	57,968	22,572
Piece-goods of Cotton and Artificial Silk (b) . Yds.	3,733,937	6,214,395	3,331,536	—	—	26,27,855	40,91,787	20,34,174	—	—
Piece-goods made entirely of Artificial Silk . "	—	—	—	3,139,851	6,720,541	—	—	—	10,70,876	20,58,753
Piece-goods made of Cotton and Artificial Silk . "	—	—	—	1,330,272	1,229,472	—	—	—	6,62,144	6,16,450
Other sorts . Value	—	—	—	—	—	1,36,847	1,50,855	1,62,692	51,195	1,44,133
Total of Artificial Silk . "	—	—	—	—	—	31,05,256	47,46,836	24,45,996	18,42,183	28,36,908
Other Textiles . "										
Total of Textiles . "	—	—	—	—	—	30,815	30,242	21,611	29,368	13,114
Total of Textiles . "	—	—	—	—	—	10,88,18,894	12,69,42,353	9,53,39,161	5,18,33,432	5,12,35,194
Tobacco—										
Unmanufactured										
Manufactured—										
Cigars (c) . No.	1,130	500	232	9,168	7,308	5,915	3,726	2,085	631	735
Cigarettes (c) . No.	1,041,136	850,881	989,315	262,403,934	122,168,221	39,73,892	32,58,387	33,35,125	24,9,316	10,58,101
Tobacco for pipes and cigarettes . Lbs.	21,768	22,946	24,835	634,939	296,854	1,10,656	1,21,604	1,22,651	1,20,455	93,703
Total of Tobacco manufactures . "	1,064,084	873,827	1,014,382	669,443	317,747	40,90,463	33,83,017	39,59,861	26,11,901	11,52,539
Total of Tobacco . "	1,064,165	873,865	1,016,359	659,508	320,117	40,90,694	33,83,054	39,60,407	26,11,961	11,54,379

(a) Separately recorded from 1929-30.
 * Recorded under "Blankets" before 1928-29.
 † "Carpets and Rugs" before 1928-29.
 (b) Shown under Sub-heads from 1930-31.
 (c) Quantity recorded in number from 1931-32.

TRADE AT CHIEF PORT
KARACHI

(136)

No. 12—continued
IMPORTS—continued

PRINCIPAL AND OTHER ARTICLES	QUANTITY					VALUE				
	1927-28	1928-29	1929-30	1930-31	1931-32	1927-28	1928-29	1929-30	1930-31	1931-32
BIND—continued						R	R	R	R	R
KARACHI—continued										
Toilet requisites (not specified elsewhere) . . . Value	—	—	—	—	—	5,53,332	5,54,641	6,83,751	6,24,554	5,68,750
Toys and requisites for games (including fishing tackle)—										
Toys	—	—	—	—	—	1,87,358	2,78,283	2,41,422	1,70,266	1,67,001
Requisites for games and sports (excluding fire-arms, etc.)—										
Playing cards	—	—	—	—	—	1,64,702	1,87,456	92,430	99,476	1,10,114
Other sorts	—	—	—	—	—	1,47,787	1,31,952	1,31,301	1,24,694	1,13,934
Total of requisites for games.	—	—	—	—	—	3,12,489	2,69,408	2,23,731	2,24,170	2,24,048
Total of Toys and requisites for games, etc.	—	—	—	—	—	4,99,847	5,47,691	4,65,153	3,94,486	3,91,649
Vehicles, excluding locomotives, etc., for Railways—										
Carriages and carts not mechanically propelled and parts thereof (excluding railway carriages, trucks, etc.)—										
Carriages and carts not mechanically propelled (excluding railway carriages, trucks, etc.)—										
Protected No.	22	300	38	72	6	2,928	20,434	4,113	6,069	483
Not protected	144	107	8	58	26	33,042	5,017	2,997	10,223	17,003
Parts of carriages and carts (excluding rubber tyres)—										
Protected Value	—	—	—	—	—	39,530	18,253	3,325	5,443	2,312
Not protected	—	—	—	—	—	47,013	27,215	24,592	24,376	25,464
Perambulators and children's go-carts No.	1,551	1,581	1,339	734	631	52,140	54,229	43,371	21,738	15,684
Parts of perambulators, etc., and children's go-carts Value	—	—	—	—	—	1,649	1,407	5,471	9,906	25,330
Total of Carriages and Carts and parts thereof	—	—	—	—	—	1,77,220	1,26,555	89,369	77,845	86,276
Cycles (other than motor cycles) and parts thereof and accessories—										
Cycles imported entire or in sections No.	22,598	23,840	26,647	10,710	11,277	9,89,183	13,01,919	10,78,243	4,14,063	4,09,553
Parts of cycles and accessories (excluding rubber tyres) Value	—	—	—	—	—	8,31,502	10,16,713	9,02,504	9,19,014	7,93,342
Total of Cycles (other than motor cycles) and parts thereof and accessories	—	—	—	—	—	18,20,685	23,18,637	19,80,747	13,33,077	12,02,895
Mechanically propelled vehicles (excluding railway locomotives and tractors)—										
Aircraft No.	1	6	8	16	5	7,339	54,719	80,779	1,34,465	47,274
Parts of aircraft Value	—	—	—	—	—	21,998	44,019	1,15,990	1,39,785	1,84,375
Carriages and parts for Railways (a)	—	—	—	—	—	—	14,74,217	13,11,135	6,43,193	5,41,267
Wagons and parts for Railways (a)	—	—	—	—	—	—	2,95,621	3,90,510	1,25,823	87,301
Motor cars (including taxicabs) No.	1,979	2,178	1,633	1,462	824	43,92,175	49,69,477	37,42,852	33,35,818	17,34,537
Motor cycles (including scooters)	216	292	344	307	186	1,16,337	1,58,352	1,94,710	1,71,450	89,511
Motor omnibuses, motor vans and motor lorries—										
Imported with—										
Bodies	203	261	93	93	14	5,63,743	10,29,635	2,30,937	2,02,973	98,075
Chassis	1,850	1,754	790	337	536	27,66,777	27,42,545	16,14,372	15,03,454	12,58,365
Parts of mechanically propelled vehicles and accessories, etc. Value	—	—	—	—	—	8,19,516	13,07,276	11,24,917	7,88,421	6,72,931
Total of Mechanically propelled vehicles, etc.	—	—	—	—	—	86,87,835	1,19,76,511	83,06,502	71,80,392	47,09,236
Ships, parts of	—	—	—	—	—	48,784	49,434	2,251	467	3,92,438
Total of Vehicles excluding locomotives, etc., for Railways	—	—	—	—	—	1,07,34,554	1,44,71,137	1,08,78,369	85,91,781	63,99,395

(a) Recorded under Railway plant and rolling stock prior to 1928-29.

No. 12—continued
IMPORTS—continued

PRINCIPAL AND OTHER ARTICLES	QUANTITY					VALUE				
	1927-28	1928-29	1929-30	1930-31	1931-32	1927-28	1928-29	1929-30	1930-31	1931-32
<i>END—continued</i>						R	R	R	R	R
<i>KARACHI—continued</i>										
Wood and Timber—										
Deal and pine wood Cubic tons	1,915	1,722	1,480	1,600	1,465	1,94,863	1,54,781	1,27,932	1,28,513	1,10,479
Teak wood	22	140	240	219	116	3,667	21,560	39,376	40,506	17,380
Other kinds of wood and timber Value	—	—	—	—	—	43,971	17,912	14,204	54,020	32,002
Manufactures of wood, other than Furniture and Cabinetware	—	—	—	—	—	72,730	1,07,109	89,820	78,479	96,763
Total of Wood and timber	—	—	—	—	—	3,05,231	3,01,392	2,71,232	3,01,513	2,65,624
Postal articles not specified	—	—	—	—	—	62,76,091	57,96,099	59,47,160	48,64,316	39,27,326
All other articles of merchandise—										
Unmanufactured	—	—	—	—	—	2,45,984	1,99,285	3,08,238	2,78,220	1,99,311
Manufactured	—	—	—	—	—	6,04,119	7,28,544	5,32,397	5,33,769	4,72,724
GRAND TOTAL	—	—	—	—	—	26,40,89,840	31,52,77,012	26,47,61,249	19,48,04,711	15,85,98,186

GOVERNMENT STORES

PRINCIPAL AND OTHER ARTICLES	QUANTITY					VALUE				
	1927-28	1928-29	1929-30	1930-31	1931-32	1927-28	1928-29	1929-30	1930-31	1931-32
Apparel (including Drapery, Uniforms, Accoutrements, but excluding Hosiery and Boots and Shoes) Value	—	—	—	—	—	4,84,447	6,88,974	4,45,468	5,74,214	3,65,762
Arms, Ammunition, and Military Stores—										
Firearms, and parts thereof	—	—	—	—	—	4,25,208	5,57,866	1,94,463	3,39,399	79,452
Othersorts	—	—	—	—	—	6,66,129	5,79,229	11,01,345	14,74,576	11,45,774
Total of Arms, Ammunition, and Military Stores	—	—	—	—	—	10,91,337	11,37,095	12,95,818	18,13,975	12,25,226
Building and Engineering materials—										
Other sorts	—	—	—	—	—	6,464	1,028	5,412	1,251	175
Chemicals	—	—	—	—	—	94,141	1,94,441	2,07,201	2,08,021	1,48,110
Drugs, Medicines, and Narcotics—										
Drugs	—	—	—	—	—	54,743	5,364	2,637	565	5,442
Medicines and Narcotics	—	—	—	—	—	13,973	50,508	51,081	69,964	80,209

GOVERNMENT STORES—continued

PRINCIPAL AND OTHER ARTICLES	QUANTITY					VALUE				
	1927-28	1928-29	1929-30	1930-31	1931-32	1927-28	1928-29	1929-30	1930-31	1931-32
SIND—continued										
KARACHI—continued										
Earthenware and Porcelain—										
Earthenware including pipes . . . Value	—	—	—	—	—	1,374	4,938	3,860	4,275	3,788
Porcelain—										
Electrical . . . "	—	—	—	—	—	642	15,349	15,696	45	..
Other kinds . . . "	—	—	—	—	—	32,244	49,206	16,910	5,025	7,559
Total of Earthenware and Porcelain . . . "	—	—	—	—	—	34,700	69,488	36,475	9,345	11,347
Glass and Glassware . . . "										
Hardware and Cutlery (including Agricultural Implements and Plated-ware) . . . "	—	—	—	—	—	60,448	40,496	48,309	67,767	38,543
Instruments, Apparatus, and Appliances, and parts thereof—										
Musical . . . "	—	—	—	—	—	25,440	28,278	7,469	13,271	5,684
Photographic . . . "	—	—	—	—	—	36,780	77,266	1,83,980	88,009	1,20,887
Other kinds . . . "	—	—	—	—	—	10,34,798	10,41,041	12,03,056	14,05,788	10,63,918
Total of Instruments, Apparatus, and Appliances, etc. . . "	—	—	—	—	—	10,97,018	11,46,585	13,94,505	15,07,161	11,89,939
Leather—										
Unwrought . . . Cwts.	4	208	..	14	6	2,828	54,254	224	6,453	3,632
Manufactures—										
Other sorts . . . Value	—	—	—	—	—	16,076	6,088	11,399	19,602	738
Total of Leather . . . "	—	—	—	—	—	18,903	60,342	11,623	26,145	4,370
Machinery and Millwork—										
†Locomotive Engines and parts for Railways . . . "	—	—	—	—	—	—	51,74,932	58,68,170	91,71,422	40,56,721
Steam Engines and parts (other than Locomotives) . . . "	—	—	—	—	—	10,668	7,310	2,110	..	315
Other sorts of machinery . . . "	—	—	—	—	—	32,08,031	25,81,151	14,08,565	11,09,498	9,87,084
Total of Machinery and Millwork . . . "	—	—	—	—	—	32,19,599	77,63,393	72,78,845	1,03,70,927	49,94,120
Metals and Ores—										
Brass, bronze, and similar alloys and manufactures thereof—										
Wrought . . . Cwts.	161	92	81	7	13	15,087	3,823	10,534	1,120	4,386
Copper—										
Unwrought . . . "	—	—	—	—	3	—	—	—	—	246
Wrought . . . "	707	1,024	1,376	172	12	40,598	56,464	1,41,149	15,278	1,591
Total of copper . . . "	707	1,024	1,376	172	15	40,598	56,464	1,41,149	15,278	1,837
Iron—										
Manufactures—										
Angle and Tee, bolt and rod—										
Protected . . . Tons	52	12,876	9
Bars and channels—										
Protected . . . "	2	301	..
Not protected . . . "	2	55	..	420	6,475	9
Total of Iron Manufactures . . . "	54	57	..	13,305	9	..	6,776	9
Total of Iron . . . "	54	57	..	13,305	9	..	6,776	9

† Recorded under " Railway plant and Rolling stock " before 1928-29.

No. 12—continued
IMPORTS—continued

GOVERNMENT STORES—continued

PRINCIPAL AND OTHER ARTICLES	QUANTITY					VALUE				
	1927-28	1928-29	1929-30	1930-31	1931-32	1927-28	1928-29	1929-30	1930-31	1931-32
<i>HIND—continued</i>										
<i>KARACHI—continued</i>										
Metals and Ores— <i>continued</i>										
Steel—										
Bars and Channels—										
Protected . . . Tons	31	5	1,404	938	1,250	4,225	1,510	1,84,177	1,11,904	1,31,054
Not protected . . . "	1	5	71	124	36	442	2,336	11,655	16,214	4,329
Cast "	6	..	1	2,070	1,135	1,211	164	488
Total of Steel . . . "	38	10	1,566	1,057	1,286	6,737	4,881	1,97,043	1,28,342	1,35,871
Iron or Steel—										
Anchors and cables . . . "	3	1,425
Hoops and Strips . . . "	7	60	71	1,013	53	..
Nails, screws, rivets and washers . . . "	20	26	10	280	10	8,520	24,641	6,969	57,277	8,985
Sheets and plates, including galvanized and tinned plates—										
Protected "	769	177	721	327	7	1,01,086	53,568	90,696	44,427	4,147
Not protected "	..	2	5	18	25	150	636	1,662	2,954	4,774
Rails and fish plates of steel or iron—										
Protected "	22,578	236	423	71	..	30,73,459	38,837	58,352	12,003	..
Not protected "	586	..	1	3	..	1,07,144	..	92	2,031	..
Sleepers and keys of steel and iron (a)—										
Protected "	..	10,104	7,847	9,04,255	9,06,908	61	..
Not protected "	..	236	714	57,774	80,761
Wire "	1,011	357	461	44	16	1,81,505	76,345	82,667	7,011	8,795
Other manufactures of iron or steel—										
Protected "	11,050	13,895	6,875	2,610	641	16,14,127	25,79,457	13,57,228	3,90,428	1,03,630
Not protected "	1,557	1,314	1,189	3,253	1,909	6,68,205	5,76,813	5,17,823	12,86,650	7,71,252
Total of iron or steel—										
Protected "	35,987	24,412	15,866	3,008	650	49,65,703	35,76,117	21,13,242	4,46,914	1,10,470
Not protected "	2,137	1,935	2,387	3,598	1,948	7,89,978	7,36,300	6,90,887	13,56,876	7,91,113
Total of iron or steel . . . "	38,124	26,347	18,253	6,606	2,598	57,55,681	43,12,417	31,04,129	18,03,790	9,01,583
Metals and ores unenumerated Cwts.	472	265	354	558	89	25,554	14,320	23,609	27,825	5,553
Total of Metals and Ores . . . "	38,283	26,426	19,935	7,757	3,800	58,56,962	43,96,714	34,75,764	19,83,181	10,49,239
Paper and Pasteboard—										
Paper—										
Printing paper—										
Protected "	12	5	183	570	68	525	220	9,846	34,886	3,436
Not protected "	123	10,153
Writing paper and envelopes—										
Protected Cwts.	18	..	11	3	7	2,191	..	1,553	1,701	745
Other kinds of paper "	278	4,701	1,922	630	1,740	37,119	1,02,930	1,94,834	1,61,568	38,130
Pasteboard, millboard and cardboard of all kinds "	2,047	342	8	82,594	11,446	480	9	8
Total of Paper and Pasteboard "	2,478	5,048	2,124	1,203	1,815	82,582	1,14,696	2,06,713	2,01,164	42,325
Printing and lithographing materials (excluding paper) Value	69,750	1,02,984	83,692	96,424	22,678
Railway Plant and Rolling Stock—										
Carriages and Wagons and parts thereof—										
Carriages and parts thereof "	81,86,911
Wagons and parts thereof "	27,07,267
Locomotive engines and tenders and parts thereof "	11,59,335
Materials for construction—										
Sleepers and Keys of steel or iron . . . Tons	30,526	34,46,084
Other sorts "	19,288	29,59,926
Total of materials for construction "	49,814	64,06,010
Total of Railway plant, etc. Value	1,24,59,513
Stationary (excluding paper)—										
Protected Cwts.	2	1	..	527	33	..
Not protected Value	3,38,342	38,616	72,678	94,766	9,416
Total of Stationary "	3,38,869	38,696	72,678	94,799	9,416
Telegraphs, materials for construction of "	6,520	15,216	6,288	7,200	..

(a) Recorded under "Railway Plant and Rolling stock" before 1929-29.
* Discontinued from 1928-29.

GOVERNMENT STORES—concluded

PRINCIPAL AND OTHER ARTICLES	QUANTITY					VALUE				
	1927-28	1928-29	1929-30	1930-31	1931-32	1927-28	1928-29	1929-30	1930-31	1931-32
						₹	₹	₹	₹	₹
BIND—continued										
KARACHI—continued										
Textiles—										
Cotton—										
Manufactures—										
Piece-goods—										
Grey (unbleached) . Yds.	32	25
White (bleached) . "	169,058	1,377	887	107	8,568	58,183	710	1,027	69	3,374
Coloured, printed, or dyed . "	47,113	1,617	2,426	11,619	1,073	19,448	1,332	1,695	6,050	755
Total of Piece-goods . "	216,203	2,994	2,813	11,723	9,641	75,656	2,042	2,725	6,119	9,129
Other sorts of manufactures (including Handkerchiefs and Shawls in the piece) . Value	—	—	—	—	—	1,81,447	80,418	28,510	60,385	15,313
Total of Cotton manufactures . "	—	—	—	—	—	2,07,103	82,460	26,235	60,504	24,442
Total of Cotton . "	—	—	—	—	—	2,07,103	82,460	26,235	60,504	24,442
Flax—										
Manufactures—										
Canvas Yds.	12,065	4,765	1,885	3,845	4,763	12,975	7,904	2,667	7,963	4,305
Other sorts (including bags and sack) . Value	—	—	—	—	—	50,182	23,575	10,849	54,788	37,499
Total of Flax manufactures . "	—	—	—	—	—	63,157	31,479	13,516	62,751	41,804
Wool—										
Manufactures—										
Hosiery Lbs.	50	200
Piece-goods . . . Yds.	88,658	95,778	6,940	1,510	53,363	2,37,069	1,94,284	42,192	6,118	1,07,640
Other sorts . . . Lbs.	1,913	8,220	28,031	9,416	244	7,688	21,021	90,152	18,603	686
Total of Wool . . . Value	—	—	—	—	—	2,44,957	2,15,805	1,32,344	24,721	1,08,326
Total of Textiles . "	—	—	—	—	—	5,16,217	3,29,244	1,72,095	1,53,976	1,74,572
Vehicles excluding locomotives, etc.—										
Carriages and parts thereof for railways* . Value	—	—	—	—	—	—	8,56,036	3,98,855	3,80,382	1,28,157
Wagons and parts thereof for railways* . "	—	—	—	—	—	—	2,93,533	84,856	3,80,729	91,472
Carriages and carts (excluding railway carriages) and parts thereof—										
Protected . . . "	—	—	—	—	—	..	554
Not protected . . "	—	—	—	—	—	..	1,714	11,789	261	4,928
Ship's parts of . . "	—	—	—	—	—	600	..	400
Other kinds . . . "	—	—	—	—	—	29,81,621	85,22,307	75,97,955	1,92,49,428	88,73,048
Total of Vehicles, etc. . "	—	—	—	—	—	29,82,281	40,74,444	80,98,805	2,00,19,750	90,97,605
All other Articles—										
Unmanufactured . . "	—	—	—	—	—	32,28,042	29,10,418	23,19,093	25,52,682	22,94,451
Manufactured . . . "	—	—	—	—	—	8,60,204	6,98,053	7,65,582	9,44,180	5,67,625
GRAND TOTAL OF GOVERNMENT STORES . . "	—	—	—	—	—	3,98,56,734	2,50,53,366	2,69,18,127	4,15,59,479	2,18,90,587

ABSTRACT (IMPORTS OF MERCHANDISE)

ARTICLES	QUANTITY					VALUE				
	1927-28	1928-29	1929-30	1930-31	1931-32	1927-28	1928-29	1929-30	1930-31	1931-32
						₹	₹	₹	₹	₹
Liquors Value	—	—	—	—	—	63,24,239	65,40,208	65,28,214	68,26,427	38,11,707
Metals and Ores . . . "	—	—	—	—	—	2,11,43,751	2,27,79,658	1,95,93,618	1,86,63,596	1,07,98,462
Textiles—										
Cotton manufactures, excluding Twist and Yarn . "	—	—	—	—	—	8,98,10,113	10,52,83,257	7,78,68,296	4,15,06,261	4,12,26,408
Other Articles except Salt . "	—	—	—	—	—	14,67,92,405	18,26,61,273	16,04,46,008	12,82,62,628	10,27,49,328
TOTAL	—	—	—	—	—	26,40,70,508	31,52,64,391	26,47,41,131	19,47,89,212	15,85,80,905
Salt "	—	—	—	—	—	19,332	12,621	20,118	15,499	17,281
GRAND TOTAL	—	—	—	—	—	26,40,89,840	31,52,77,012	26,47,61,249	19,48,04,711	15,85,98,186

* Figures prior to 1928-29 shown under " Railway Plant and Rolling Stock."

No. 12—continued
EXPORTS

INDIAN MERCHANDISE

PRINCIPAL AND OTHER ARTICLES	QUANTITY					VALUE				
	1927-28	1928-29	1929-30	1930-31	1931-32	1927-28	1928-29	1929-30	1930-31	1931-32
<i>HIND—continued</i>										
<i>KARACHI—continued</i>										
Animals, living—										
Oattle No.	581	508	64	5	..	40,850	31,060	4,500	1,000	..
Other kinds "	6,899	12,551	27,610	19,602	13,975	10,521	23,163	60,314	21,733	10,470
Total of Animals, living "	7,411	13,059	27,674	19,607	13,975	51,371	54,223	64,814	23,733	10,470
Apparel (including drapery, uniforms, accoutrements, but excluding hosiery and boots and shoes) Value	—	—	—	—	—	68,066	43,738	63,505	50,981	13,259
Bones for manufacturing purposes Ton	24,046	24,216	25,897	20,923	11,125	26,72,339	25,05,443	26,77,893	29,22,007	11,12,609
Building, and Engineering materials, other than of iron, steel, or wood—										
Chalk and lime Cwts.	4,885	3,757	1,758	2,988	2,198	7,255	4,990	2,335	4,537	3,082
Other sorts Value	—	—	—	—	—	4,851	5,026	3,426	7,447	2,394
Total of Building and Engineering materials "	—	—	—	—	—	12,106	10,016	5,761	11,984	5,476
Chemicals and Chemical preparations (excluding chemical manures and medicines)—										
Saltpetre Cwts.	4,702	846	16,072	10,740	15,493	52,934	9,306	1,72,903	1,17,120	1,10,832
Other sorts of chemicals Value	—	—	—	—	—	1,01,475	1,29,766	96,224	72,882	77,444
Total of Chemicals, etc. "	—	—	—	—	—	1,54,469	1,39,072	2,69,127	1,90,002	1,87,276
Coal and Coke—										
Coal Tons	21	..	127	258	73	790	..	3,435	6,027	2,442
Coke "	4	40	4	112	1,500	100
Coffee Cwts.	7	17	17	300	1,050	565
Drugs and medicines Value	—	—	—	—	—	3,00,631	3,98,731	3,95,960	6,41,300	1,85,545
Dyeing and Tanning substances—										
Indigo Cwts.	3	450
Turmeric "	58	68	140	213	371	1,209	1,362	2,834	3,845	4,475
Other sorts "	7,048	3,238	2,494	505	223	54,730	37,153	39,430	9,233	2,001
Total of Dyeing and Tanning substances "	7,109	3,306	2,634	723	594	56,439	38,515	42,264	13,128	6,476
Fish (excluding canned fish)—										
Fish, dry, unsalted "	2,414	1,513	2,339	3,797	4,177	1,31,140	81,650	1,27,444	1,79,790	1,98,318
Fish, dry, salted "	26,988	31,516	34,408	33,553	26,074	3,53,312	9,74,308	10,93,109	10,86,638	7,45,096
Fishmaws and shark-fins "	2,303	2,410	2,608	2,451	2,294	3,31,320	3,49,967	4,09,489	3,16,755	2,62,406
Total of Fish, etc. "	32,205	35,439	39,355	39,806	32,545	13,16,772	14,05,925	16,30,042	15,83,233	12,05,874
Fodder, Bran, and Pollards (excluding oil-cake)—										
Other sorts of Bran and pollards Tons	4,179	2,244	1,399	3,373	2,649	3,32,990	2,07,662	1,34,755	2,44,000	1,61,131
Other sorts of fodder "	17	4	12	260	535	610	11	14
Total of Fodder, Bran, etc. "	4,196	2,248	1,411	3,373	2,649	3,33,150	2,08,197	1,35,365	2,44,011	1,61,145
Fruits and Vegetables—										
Fresh fruits and vegetables—										
Fresh fruits Value	—	—	—	—	—	2,844	852	2,433	2,944	1,735
Fresh vegetables—										
Onions Cwts.	2,739	1,600	1,550	2,190	1,303	15,759	3,670	3,431	3,973	5,123
Other sorts Value	—	—	—	—	—	1,98,229	47,516	99,374	1,11,093	90,399
Total of Fresh Fruits and Vegetables "	—	—	—	—	—	2,16,832	57,038	1,10,788	1,23,010	97,806
Fruits and Vegetables: dried, salted, or preserved, all sorts Tons	38	29	24	46	35	3,300	6,996	5,563	7,533	4,996
Total of Fruits and Vegetables Value	—	—	—	—	—	2,25,632	64,034	1,16,351	1,30,543	1,02,802
Grain, Pulse, and Flour—										
Barley Tons	68,902	127,913	5,467	1,129	26,740	31,93,609	1,52,95,501	6,53,044	1,00,301	16,11,991
Jowar and bajra "	2,243	431	515	307	2,469	2,74,432	53,468	65,548	40,004	1,50,843
Maize "	9,396	16,959	15	13	11	10,23,398	18,22,490	1,951	1,304	737
Pulse—										
Gram "	10,705	7,631	5,970	7,024	11,031	15,99,999	11,95,857	10,58,095	9,11,576	9,75,134
Lentils "	71	474	385	741	13	13,293	68,134	50,745	39,207	1,249
Other sorts "	9,331	12,190	6,509	5,166	6,425	13,36,558	17,43,083	9,97,726	6,15,536	5,46,073
Paddy (rice in the husk) "	32	24	21	..
Rice, not in the husk—										
Boiled rice "	44,342	43,413	40,326	41,121	36,475	33,31,017	94,93,959	77,91,599	69,36,067	50,05,321
Cleaned rice "	2,302	1,795	2,299	2,137	1,209	5,74,790	4,30,549	3,43,073	4,52,930	1,33,433

INDIAN MERCHANDISE—continued

PRINCIPAL AND OTHER ARTICLES	QUANTITY					VALUE				
	1927-28	1928-29	1929-30	1930-31	1931-32	1927-28	1928-29	1929-30	1930-31	1931-32
						R	R	R	R	R
BIND—continued										
KARACHI—continued										
Grain, Pulse and Flour—continued										
Rice, not in the husk—continued										
Broken cleaned rice . Tons	152	132	237	386	164	20,592	20,369	32,098	50,114	14,256
Wheat	297,479	109,529	10,743	194,917	18,664	4,34,62,068	1,59,31,983	15,41,029	1,01,07,641	11,78,283
" flour	86,255	33,969	26,478	26,493	24,858	78,08,140	67,78,904	52,63,982	89,03,053	25,64,836
Other sorts	187	219	236	344	276	34,245	41,045	58,281	54,747	20,820
Total of Grain, Pulse, and Flour . . .	481,916	359,860	99,230	279,832	1,28,386	7,26,96,141	5,28,75,379	1,80,62,198	3,23,12,601	1,22,67,816
Gums and Resins—										
Rosin Cwts.	17,740	23,374	41,903	12,449	2,970	2,66,137	3,30,825	5,24,980	1,55,410	33,375
Other sorts	14	140	124	522	180	1,389	10,256	7,334	26,795	7,275
Total of Gums and Resins . . .	17,754	23,514	42,027	12,971	3,150	2,67,476	3,50,081	5,32,764	1,82,205	40,650
Hides and Skins, raw—										
Hides, raw—										
Buffalo hides	Tons 1,112	1,448	577	457	124	10,66,400	14,58,710	5,49,908	3,32,378	67,472
"	=No. =125,210	=161,748	=76,472	=53,088	=15,360					
Cow hides	Tons 4,204	4,143	2,214	1,731	1,164	55,65,573	58,43,227	27,19,307	16,19,699	8,59,909
"	=No. =712,208	=715,558	=436,319	=336,000	=251,784					
Calf skins—										
Buffalo Calf skins	Tons 458	424	401	317	133	4,30,922	4,07,295	3,56,169	2,23,893	78,106
"	=No. =199,939	=175,224	=175,783	=132,056	=63,571					
Cow Calf skins	Tons 704	690	501	390	198	6,63,549	10,33,902	6,12,599	3,93,888	1,46,094
"	=No. =265,651	=277,876	=201,417	=147,224	=81,541					
Other hides	Tons 46	77	35	54	9	30,249	1,34,649	36,490	31,689	1,578
"	=No. =3,835	=7,332	=3,249	=4,116	=863					
Total of Hides, raw	Tons 6,524	6,791	3,728	2,949	1,628	80,56,698	88,77,763	42,74,468	26,00,342	11,54,059
"	=No. =1,806,873	=1,337,733	=893,240	=673,084	=413,119					
Skins, raw—										
Goat skins	Tons 4,321	5,537	6,414	4,445	4,297	61,52,776	78,39,662	97,15,888	64,24,948	50,84,764
"	=No. =4,441,101	=5,680,795	=6,480,311	=4,563,586	=4,407,336					
Sheep skins	Tons 260	537	638	573	438	4,06,172	7,25,062	9,42,235	7,80,040	3,90,924
"	=No. =397,832	=805,237	=957,680	=870,281	=689,852					
Other skins	Tons 6	2	26	2	6	92,374	27,276	2,08,568	19,716	35,609
"	=No. =68,677	=23,284	=163,112	=13,795	=27,635					
Total of Skins, raw	Tons 4,587	6,126	7,078	5,020	4,741	66,51,322	85,92,000	1,08,66,691	72,24,704	55,17,297
"	=No. =4,902,610	=6,509,316	=7,601,103	=5,447,662	=5,124,323					
Cuttings of hides and skins, raw	Tons 356	482	373	117	22	63,675	1,02,498	78,400	82,248	4,860
Total of Hides and Skins, raw	Tons 11,467	13,399	11,179	8,083	6,391	1,47,71,690	1,75,72,281	1,52,19,559	98,57,294	66,76,216
"	=No. =6,200,483	=7,847,049	=8,494,343	=6,120,746	=5,537,442					
Kapok Cwts.	17,279	7,036	5,872	3,173	5,662	7,94,455	2,61,210	1,97,701	1,02,165	1,23,686
Lao—										
Seed	81	371	197	572	269	5,622	30,464	19,500	35,300	4,000
Other kinds (excluding lao dye)	579	781	381	455	105	52,070	59,113	27,179	18,523	3,275
Total of Lao	610	1,152	578	1,027	374	57,692	89,577	46,679	48,823	8,175
Leather—										
Hides, tanned or dressed—										
Buffalo hides	Tons ..	2	1	1,218	5,861	..	600	950
"	=No. =115	=403	..	=41	=95					
Cow hides	Tons 13	64	33	5	8	33,867	2,13,200	79,854	12,353	15,518
"	=No. =3,414	=17,589	=7,291	=1,232	=2,199					
Buffalo calf skins	Tons 3	10	4	..	1	9,974	25,330	7,939	..	1,800
"	=No. =2,153	=6,674	=1,986	..	=650					
Cow calf skins	Tons 8	22	6	6	2	20,574	88,941	20,170	19,902	4,802
"	=No. =4,382	=13,254	=4,097	=5,115	=2,756					
Total of Hides, tanned or dressed	Tons 24	98	43	11	12	65,638	3,28,332	1,07,603	32,360	23,070
"	=No. =10,064	=37,920	=13,374	=6,388	=5,700					
Skins, tanned or dressed—										
Goat skins	Tons 75	60	34	23	9	3,41,162	2,60,095	1,63,147	1,20,232	29,373
"	=No. =205,955	=186,644	=121,116	=95,670	=28,576					

No. 12—continued
EXPORTS—continued

INDIAN MERCHANDISE—continued

PRINCIPAL AND OTHER ARTICLES	QUANTITY					VALUE					
	1927-28	1928-29	1929-30	1930-31	1931-32	1927-28	1928-29	1929-30	1930-31	1931-32	
HIND—continued.											
KARACHI—continued											
Leather—continued											
Skins, tanned or dressed—contd.											
Sheep skins.	Tons	111	110	122	96	62	5,05,362	5,03,476	5,09,391	4,11,473	2,27,391
	=No.	=313,078	=327,360	=374,651	=256,136	=174,297					
Other skins	Tons	7	14	26	12	8	1,62,809	2,62,335	4,05,371	1,81,132	1,49,352
	=No.	=45,104	=167,445	=404,603	=174,367	=156,603					
Total of Skins, tanned or dressed	Tons	193	184	182	136	70	10,00,333	10,31,666	11,96,809	7,12,887	4,06,116
	=No.	=565,037	=681,449	=900,375	=526,173	=354,481					
Other sorts	Value	—	—	—	—	—	3,300	18,251	10,900	3,304	8,700
Total of Leather		—	—	—	—	—	10,78,266	13,78,469	13,24,312	7,49,641	4,37,862
Manures—											
Bone meal	Tons	16,490	12,173	11,004	10,987	11,066	11,43,558	8,91,679	7,61,877	6,79,815	4,70,857
Fish manures		1,777	2,183	2,888	3,212	2,656	1,37,626	2,76,605	3,96,294	4,59,560	3,02,802
Horn Meal	460	54,200
Other kinds	289	288	100	23,572	22,377
Total of Manures		18,267	14,845	14,180	14,199	14,182	12,81,234	11,94,856	11,81,048	11,39,375	8,27,659
Metals and Ores—											
Chromite (Chrome iron ore)		20,986	23,250	9,400	11,020	4,045	6,29,480	6,97,500	2,82,000	3,30,575	1,21,350
Iron or Steel—											
Manufactures—											
Nails, screws, rivets and washers		3	1	1	5	3	1,419	1,128	980	823	885
Other manufactures of iron or steel		2	1	..	3	..	1,173	446	375	809	277
Total of Iron or Steel		5	2	1	8	3	2,592	1,572	1,359	1,632	1,162
Ores unenumerated	1	150
Total of Metals		5	2	1	8	8	2,592	1,572	1,359	1,632	1,162
Total of Ores		20,986	23,250	9,401	11,020	4,045	6,29,480	6,97,500	2,82,150	3,30,575	1,21,350
Total of Metals and Ores		20,991	23,252	9,402	11,028	4,048	6,32,072	6,99,072	2,83,509	3,32,207	1,22,512
Oils—											
Animal	Cwts.	..	38	218	3	928	4,646	50	..
	Gals.	..	472	2,712	37	..					
Essential	Cwts.	122	..	154	295	..	371
	Gals.	13	..	18					
Mineral—											
Kerosene		6,200	8	3,700	6
Petroleum dangerous flashing below 76° F. including petrol, benzine and benzol		2,900	133	3,505	217
Other sorts :		429	5	443	..	5	557	8	379	..	10
Total of Mineral oils		9,529	13	443	..	143	7,762	14	378	..	227
Vegetable, non-essential—											
Mustard or Rape	Cwts.	109	160	81	73	50	3,608	4,824	2,459	1,829	1,089
	Gals.	1,358	1,998	1,022	914	624					
Sesamum (til or jinjili)	Cwts.	445	1,866	1,899	2,352	2,358	14,737	61,722	51,458	60,526	58,554
	Gals.	5,538	23,230	21,144	35,498	29,347					
Other sorts	Cwts.	288	708	253	274	177	8,443	20,959	7,404	7,096	3,832
	Gals.	3,582	8,813	3,148	3,412	2,201					
Total of Vegetable, non-essential Oils	Cwts.	842	2,734	2,033	3,199	2,585	26,788	90,505	61,321	78,451	63,475
	Gals.	10,478	34,041	25,311	39,824	32,172					
Total of Oils	Gals.	20,007	34,526	28,482	39,801	32,333	34,550	91,447	66,640	78,501	64,073
Oilcakes—											
Cocoonut cake	Tons	1,783	2,290	2,700	2,713	2,172	1,92,476	3,17,036	3,21,640	2,01,896	1,40,480
Other Sorts		115	15	..	34	25	13,654	4,345	5	1,505	959
Total of Oilcakes		1,898	2,305	2,700	2,747	2,197	2,06,130	3,21,381	3,21,645	2,03,401	1,47,445
Paints and painters' materials—											
Painters' materials	Value	—	—	—	—	—	3,20,458	3,92,318	3,09,959	2,32,201	1,48,887
Provisions and Oilman's stores—											
Gil	Cwts.	239	1,501	130	33	103	10,354	1,06,950	9,399	2,543	6,735
Other sorts		1,503	2,078	1,375	620	446	35,292	44,477	27,633	12,426	7,430
Total of Provisions, etc.		1,742	3,579	1,505	653	549	54,646	1,51,427	37,032	14,969	14,215

TRADE AT CHIEF PORT
KARACHI

(144)

No. 12—continued
EXPORTS—continued

INDIAN MERCHANDISE—continued

PRINCIPAL AND OTHER ARTICLES	QUANTITY					VALUE				
	1927-28	1928-29	1929-30	1930-31	1931-32	1927-28	1928-29	1929-30	1930-31	1931-32
BIND—continued										
KARACHI—continued										
Seeds—										
Oil-seeds—										
Essential—										
Cumin (other than black)	..	2	..	1	..	172	2,537	..	1,122	85
Fenugreek	83	4	1	1	..	8,939	1,553	680	251	67
Other sorts	1	2	3	6	1	1,448	2,168	3,093	24,125	12,079
Total of Essential seeds	84	8	4	8	1	10,559	6,258	8,723	25,498	12,231
Non-essential—										
Castor	170	1,266	623	85	34	38,212	2,74,588	1,37,041	5,150	4,251
Copra	1	3	..	3	..	1,665	2,681	1,339	1,487	342
Cotton	18,927	4,187	2,044	6	1	19,21,320	3,87,972	2,12,066	711	163
Groundnuts	80	104	112	118	8	5,612	22,497	27,394	20,973	1,787
Mustard	17	107	99	144	414	3,476	20,353	21,748	21,405	52,732
Poppy	72	20	..	21,689	15
Rape	60,054	68,670	42,400	31,951	52,797	1,32,59,256	1,46,48,617	87,40,487	49,96,757	70,90,196
Sesamum (hil or jinjill)	798	1,091	275	118	514	2,57,021	3,05,728	71,167	25,297	1,07,723
Other sorts	30	..	1,500	..
Total of seeds, non-essential	79,907	75,328	45,553	32,442	53,768	1,54,86,571	1,56,62,431	92,11,242	50,94,969	72,57,209
Total of Oil-seeds	80,031	75,336	45,557	32,450	53,769	1,54,97,180	1,56,68,684	92,14,965	51,20,467	72,69,440
Seeds other than Oil-seeds	167	138	103	235	31	35,980	35,823	44,613	52,280	6,996
Total of Seeds	80,198	75,474	45,660	32,685	53,800	1,55,33,090	1,57,04,507	92,59,578	51,72,747	72,76,436
Spices—										
Cardamoms	..	12	8	3	2	..	2,120	882	425	155
Pepper	25	20	16	42	117	1,247	1,538	880	1,970	4,283
Other sorts	866	2,101	570	660	695	27,353	39,615	13,752	14,206	11,884
Total of Spices	891	2,133	594	705	814	28,600	43,323	15,494	16,601	16,272
Tea—										
Black	15,211	18,622	16,094	16,517	11,075	14,314	12,968	15,246	13,745	9,335
Textiles—										
Cotton—										
Raw	131,553	148,600	205,150	180,996	123,476	12,62,68,286	14,26,40,494	15,68,29,462	9,54,05,575	6,35,23,041
Waste	9	6	42	24	16	450	260	1,882	482	340
Twist and Yarn	5,790	2,644	3,155	1,826	9,576	3,962	2,350	2,670	1,460	7,970
Manufactures—										
Flax-goods—										
Grey (unbleached)—										
Shirtings	12,100	3,960
Other sorts	1,900	600
Total of Grey (unbleached)	1,900	..	12,100	600	..	3,960
White (bleached)	7,480	13,672	19,145	3,800	..	2,705	3,627	5,100	1,000	..
Coloured, printed, or dyed	264,368	362,264	295,226	352,048	731,061	97,650	1,23,980	1,03,068	89,440	1,86,767
Other sorts of manufactures	1,28,885	1,01,946	1,00,013	1,08,774	37,832
Total of Cotton manufactures	2,29,840	2,29,558	2,12,136	1,99,214	2,23,599
Total of Cotton	12,65,02,518	14,28,72,657	15,70,45,650	9,56,96,781	6,37,54,950
Flax manufactures	1,000	69	30
Haberdashery and Millinery	14,461	3,623	32,237	87,393	21,057
Jute—										
Manufactures—										
Canvas	700	350
Sacking Gunny bags	66,969	138,284	138,483	64,715	153,047	25,728	61,798	58,310	24,023	48,253
Rope and Twine	80	117	77	101	164	2,427	3,641	2,320	2,015	3,418
Other kinds	5,169	2,350	3,444	3,900	200
Total of Jute manufactures	33,324	67,789	59,074	30,348	50,221
Total of Jute, raw and manufactures	33,324	67,789	59,074	30,348	50,221

* Of 400 lbs.

No. 12—continued
EXPORTS—continued

INDIAN MERCHANDISE—concluded

PRINCIPAL AND OTHER ARTICLES	QUANTITY					VALUE				
	1927-28	1928-29	1929-30	1930-31	1931-32	1927-28	1928-29	1929-30	1930-31	1931-32
SIND—continued						R	R	R	R	R
KARACHI—continued										
Textiles—continued										
Silk—										
Raw—										
Mulberry silk (excluding Tasar and other wild silks)—										
Raw Lbs.	110,811	1,27,688	141,791	4,820	4,860	17,69,208	14,86,009	17,23,072	42,555	27,814
Chasam or waste "	129,227	70,970	205,677	94,456	86,687	3,17,983	1,16,000	3,01,352	1,47,806	83,451
Cocoons "	238,906	145,408	44,546	44,989	1,650	5,61,202	3,23,978	1,27,220	55,100	698
Total of Mulberry silk "	487,944	343,956	391,981	143,965	92,607	26,38,393	19,25,987	21,51,644	2,45,461	1,16,963
Total of Silk Raw "	487,944	343,956	391,981	143,965	92,607	26,38,393	19,25,987	21,51,644	2,45,461	1,16,963
Wool—										
Raw "	80,005,055	81,732,412	25,734,015	17,115,375	23,335,000	2,60,96,900	2,78,63,560	2,29,13,514	1,43,05,447	1,79,16,685
Manufactures—										
Carpets and rugs "	21,498	20,258	103,973	227,962	208,300	78,130	67,309	3,69,663	5,86,928	4,21,798
Other sorts Value	—	—	—	—	—	130	..	250	..	75
Total of Woolen manufactures "	—	—	—	—	—	78,260	67,309	3,69,913	5,86,928	4,21,873
Total of Wool "	—	—	—	—	—	2,61,75,160	2,79,50,878	2,32,83,427	1,49,32,373	1,83,38,558
Other textiles "	—	—	—	—	—	50	90	1,200
Total of Textiles "	—	—	—	—	—	15,53,63,906	17,28,21,024	18,25,73,032	11,09,92,866	8,22,82,979
Tobacco—										
Unmanufactured Lbs.	41,748	85,240	58,960	47,036	30,992	7,119	18,839	7,657	4,854	2,003
Manufactured—										
Cigars "	2,344	..	1,616	2,200	..	1,070
Cigarettes "	..	1,613	1,589
Other sorts "	12,623	13,714	12,381	13,324	12,743	11,339	12,347	11,591	11,737	9,924
Total of Tobacco "	54,371	100,567	73,685	60,360	45,351	18,458	27,775	21,448	16,591	13,997
Wood and Timber—										
Teak wood Cubic Tons	13	13	5	19	2	2,681	3,110	1,470	5,451	409
Firewood Tons	984	1,268	1,618	397	214	21,327	25,602	30,506	6,030	4,946
Ornamental Wood—										
Other kinds Value	—	—	—	—	—	..	267
Other kinds of Wood and Timber "	—	—	—	—	—	3,348	3,207	2,353	2,728	1,545
Manufactures of Wood, other than furniture and cabinetware "	—	—	—	—	—	15,474	6,818	12,878	3,643	6,372
Total of Wood and Timber "	—	—	—	—	—	42,830	45,004	47,207	17,852	13,272
Postal Articles "	—	—	—	—	—	6,51,576	4,82,972	4,72,773	3,33,244	2,38,275
All other articles of merchandise—										
Unmanufactured "	—	—	—	—	—	20,09,408	23,18,206	22,82,525	13,46,053	9,72,482
Manufactured "	—	—	—	—	—	7,60,334	7,89,967	8,85,651	6,92,773	5,64,511
GRAND TOTAL (EXCLUSIVE OF GOVERNMENT STORES) "	—	—	—	—	—	27,18,67,431	27,24,63,187	23,85,59,629	16,96,80,056	11,53,26,924

TRADE AT CHIEF PORT
KARACHI

(146)

No. 12—continued
EXPORTS—continued

GOVERNMENT STORES

PRINCIPAL AND OTHER ARTICLES	QUANTITY					VALUE				
	1927-28	1928-29	1929-30	1930-31	1931-32	1927-28	1928-29	1929-30	1930-31	1931-32
						R	R	R	R	R
SIND—continued										
KARACHI—continued										
Grain, Pulse and Flour—										
Barley Tons	341	14	39	42,487	1,604	5,090
Gram "	275	9	50	37	..	35,818	1,234	7,416	5,654	..
Rice, not in the husk "	3	2	688	362	..	68	..
Wheat "	393	60,601	30	79
" flour "	593	277	257	217	254	1,19,519	58,120	51,853	38,248	29,608
Other sorts "	116	9	37	3	..	23,295	1,480	7,251	1,066	..
Total of Grain, Pulse and Flour	1,721	311	383	257	254	2,82,448	57,860	71,610	45,066	29,687
All other articles—										
Unmanufactured Value	—	—	—	—	—	18,061	1,863	22	206	83
Manufactured "	—	—	—	—	—	4,088	2,201	1,656	2,603	325
GRAND TOTAL OF GOVERNMENT STORES Value	—	—	—	—	—	3,04,597	61,924	73,488	47,875	30,095

ABSTRACT (EXPORTS OF INDIAN PRODUCE AND MANUFACTURES)

ARTICLES.	QUANTITY					VALUE.				
	1927-28	1928-29	1929-30	1930-31	1931-32	1927-28	1928-29	1929-30	1930-31	1931-32
						R	R	R	R	R
Cotton, raw Value	—	—	—	—	—	12,62,68,266	14,26,40,494	15,68,29,462	9,54,95,575	6,25,28,041
Grain, Pulse and flour "	—	—	—	—	—	7,26,96,141	5,28,75,379	1,80,62,193	3,28,12,601	1,22,67,816
Seeds "	—	—	—	—	—	1,55,33,090	1,57,04,507	92,59,578	51,72,747	72,76,436
Indigo "	—	—	—	—	—	450
Other articles "	—	—	—	—	—	5,73,69,484	6,12,42,807	5,44,08,396	3,66,99,133	3,22,59,631
Total ..	—	—	—	—	—	27,18,67,431	27,24,63,187	23,85,59,629	16,96,80,066	11,53,26,924

FOREIGN MERCHANDISE

PRINCIPAL AND OTHER ARTICLES	QUANTITY					VALUE				
	1927-28	1928-29	1929-30	1930-31	1931-32	1927-28	1928-29	1929-30	1930-31	1931-32
						R	R	R	R	R
Apparel (including drapery, uniforms, and accoutrements but excluding hosiery and boots and shoes) Value	—	—	—	—	—	1,11,551	99,905	1,05,925	1,75,208	88,800
Coal and coke Tons	4,262	4,211	6,505	6,501	228	1,02,696	95,274	1,34,120	1,31,166	5,706
Drugs and medicines Value	—	—	—	—	—	9,722	7,264	4,515	4,254	15,227
Dyeing and Tanning substances—										
Dyes obtained from coal tar—										
Aniline Lbs.	37,688	1,058	474	3,248	11,200	61,460	2,500	1,460	3,500	12,500
Others "	280	308	112	728	42,672	420	236	60	960	57,911
Fruits and Vegetables—										
Fresh Fruits and Vegetables Value	—	—	—	—	—	7,600	2,908	5,910	3,028	351
Fruits and Vegetables: dried, salted, or preserved—										
Dates Tons	166	173	217	40	13	20,373	17,839	28,567	4,283	920
Other sorts "	879	263	315	351	1,247	5,49,341	3,30,412	2,07,304	2,74,201	7,12,484
Total of Fruits and Vegetables: dried, salted or preserved "	1,045	436	532	391	1,260	5,60,714	3,48,251	2,30,871	2,78,574	7,13,404
Total of Fruits and Vegetables Value	—	—	—	—	—	5,68,314	3,51,154	2,36,781	2,81,602	7,13,755
Furniture and Cabinetware "	—	—	—	—	—	32,217	25,552	35,797	1,22,843	2,10,027
Grain, Pulse and flour—										
Rice not in the husk Tons	48
Wheat "	4,280	5,13,876
Total of grain, pulse and flour "	4,280	5,13,876	..	48
Hardware, (excluding cutlery and Electroplated ware) Value	—	—	—	—	—	1,34,608	1,25,316	1,42,334	1,35,300	1,15,162
Hides and skins Raw—										
Skins Raw Tons	46	3,35,179
Leather—										
skins, tanned or dressed										
Unwrought Tons	8	9	9	29	..	1,13,203	5,35,721	2,67,764	5,72,839	2,290
Manufactures Cwts.	23,774	59,509	69,208	1,51,116	483
Total of Leather Value	1
Total of Leather "	—	—	—	—	—	1,13,859	5,36,655	2,69,927	5,75,975	8,164
Machinery and Millwork "	—	—	—	—	—	1,44,368	78,450	55,837	47,975	1,63,778
Matches Gross of boxes	9,925	40,850	3,950	7,065	..	24,381	99,292	6,612	17,031	..

No. 12—continued
EXPORTS—continued

FOREIGN MERCHANDISE—continued

PRINCIPAL AND OTHER ARTICLES	QUANTITY					VALUE				
	1927-28	1928-29	1929-30	1930-31	1931-32	1927-28	1928-29	1929-30	1930-31	1931-32
						₹	₹	₹	₹	₹
SIND—continued										
KARACHI—continued										
Metals and ores—										
Brass—										
Wrought Cwts.	..	1,947	3,432	..	1	50	57,800	1,41,127	..	10
Copper—										
Sheets and other manufac- tures Cwts.	65	2	23	3,896	187	2,19
Iron or Steel—										
Bars and channels Tons	65	55	16	9	14	11,892	9,604	3,337	1,805	2,73
Nails, screws, rivets, and washers "	..	1	5	3	2	601	560	1,737	1,837	87
Old, for remanufacture "	2,630	12,919	18,848	8,607	10,348	52,839	4,01,733	7,34,998	3,06,576	1,56,42
Sheets and Plates—										
Galvanised "	17	1	2	1	3	3,543	340	571	248	62
Tinned "	1	230	..	3
Not galvanised or tinned, "	10	..	20
Total of Sheets, etc. "	18	1	2	1	3	3,783	340	594	248	62
Other manufactures of iron or steel "	56	49	83	52	67	11,951	9,529	16,925	13,046	8,29
Total of Iron or Steel "	2,769	13,025	18,754	8,672	10,934	31,066	4,21,768	7,57,591	4,13,512	1,68,96
Other metals and ores "	1	80	64	..	3	273	53,704	39,457	180	2,97
Total of Metals and ores "	2,770	13,202	18,993	8,672	10,938	31,339	5,33,070	9,42,071	4,13,879	1,74,22
Oils—										
Essential (Lbs. & Gals.)										
Mineral—				455	2,038	..
Kerosene Gals.	5,541	8,102	4	1,760	4,405	3,999	6,054	3	1,370	2,83
Other kinds "	737,135	933,604	1,149,676	392,930	82,530	2,04,377	2,16,542	2,06,527	92,324	21,38
Other sorts of oils (Cwt. & Gals.)	17	12	21	16	2	839	519	1,013	995	16
Total of Oils "	742,906	941,857	1,149,970	394,989	86,986	2,09,215	2,23,115	2,07,543	96,727	24,38
Provisions and oilman's stores Cwts.	1,017	8,417	249	334	186	50,098	3,54,938	12,823	24,914	27,08
Rubber, manufactures Value	—	—	—	—	—	1,235	35,112	25,21,189	25,23,368	22,98,00
Soap Cwts.	120	90	187	195	34	3,807	3,321	5,239	3,796	1,10
Sugar—										
Sugar, 16 Dutch Stand- ard and above Tons	4,340	6,174	1,923	—	—	11,08,920	12,37,722	3,40,528	—	—
Sugar, 23 Dutch Stand- ard and above "	—	—	—	843	2,333	—	—	—	1,16,309	3,41,60
Sugar, below 23 Dutch Standard but not below 16 Dutch Standard "	—	—	—	13	2	—	—	—	2,188	20
Textiles—										
Cotton—										
Raw Tons	333	..
Twist and Yarn Lbs.	12	168	572	15	150	440
Manufactures—										
Canvas Yards	131	..	75	600	..	330	..	40	420	..
Hosiery Value	—	—	—	—	—	2,103	2,046	5,230	2,885	3,39
Piecegoods—										
Grey (unbleached) Yards	51,221	91,960	86,382	11,200	6,320	18,425	27,040	21,672	3,020	1,55
White (bleached) "	434,653	428,227	290,976	215,129	262,481	1,14,267	1,08,991	77,980	54,489	50,08
Coloured, printed, or dyed "	2,078,566	1,984,387	1,266,584	675,613	209,000	7,47,067	6,99,508	4,63,889	2,22,997	56,58
Fents of all descrip- tions "	2,705	575	4,110	2,750	3,620	1,800	350	2,252	1,379	1,63
Total of Piece- goods "	2,567,145	2,506,149	1,648,052	904,692	486,421	8,76,559	8,35,887	5,65,793	2,82,455	1,09,36
Other manufac- tures Value	—	—	—	—	—	3,744	175	2,650	11,125	3,22
Total of Cotton manufactures "	—	—	—	—	—	8,82,736	8,38,108	5,73,713	2,96,915	1,16,47
Total of Cotton "	—	—	—	—	—	8,82,801	8,38,258	5,74,153	2,97,248	1,16,47
Flax—										
Manufactures—										
Other sorts (including bags and sacks). "	—	—	—	—	—	15,375	3,327	12,130	4,720	4,04
Haberdashery and Millinery "	—	—	—	—	—	45,838	39,003	35,751	18,953	18,58
Silk—										
Raw Lbs.	520	1,245	87	..	825	2,350	3,310	576	..	4,63
Manufactures—										
Silk piecegoods Yards	60	..	7,975	7,950	2,090	135	..	9,845	9,235	2,62
Other manufactures Value	—	—	—	—	—	2,670	..	300	400	1,63,30
Total of Silk, raw and manufactures "	—	—	—	—	—	5,155	3,310	10,720	9,635	1,70,64

* Subdivided from 1930-31.

TRADE AT CHIEF PORT
KARACHI

(148)

No. 12—continued
EXPORTS—concluded

FOREIGN MERCHANDISE—concluded

PRINCIPAL AND OTHER ARTICLES	QUANTITY					VALUE				
	1927-28	1928-29	1929-30	1930-31	1931-32	1927-28	1928-29	1929-30	1930-31	1931-32
SIND—concluded						R	R	R	R	R
KARACHI—concluded										
Textiles—contd.										
Wool—										
Raw Lbs.	7,010,303	7,092,379	4,669,510	3,336,495	4,786,613	58,52,782	71,74,150	41,85,941	21,55,329	22,38,177
Manufactures—										
Piece-goods Yds.	6,239	6,066	3,164	3,495	771	22,470	24,092	11,289	9,430	3,799
Other sorts Value	—	—	—	—	—	37,10,745	49,98,890	53,48,255	29,94,839	14,44,095
Total Manufactures	—	—	—	—	—	37,33,215	50,22,982	53,59,544	30,04,269	14,48,794
Total of Wool, raw and manufactures	—	—	—	—	—	95,85,997	1,21,97,132	95,45,486	51,59,598	36,86,971
Other textiles	—	—	—	—	—	44,045	51,486	20,784	22,816	6,095
Total of Textiles	—	—	—	—	—	1,05,80,261	1,31,42,521	1,01,99,023	55,12,970	39,07,817
Tobacco—										
Unmanufactured Lbs.	2,145	1,599
Manufactured	1,436	3,469	5,526	982	2,170	6,334	15,965	26,562	5,716	10,439
Total of Tobacco	1,436	3,469	5,526	982	4,315	6,334	15,965	26,562	5,716	12,038
Vehicles (excluding Locomotives, etc., for Railways)										
Carriages and Carts (excluding railway carriages) Value	—	—	—	—	—	2,040	180	450	..	200
Ships, and parts thereof	—	—	—	—	—	10,200	350	6,500	21,870	..
Other kinds	—	—	—	—	—	91,745	2,12,464	1,98,007	1,42,204	1,11,907
Total of Vehicles, etc.	—	—	—	—	—	1,03,985	2,12,994	2,04,957	1,64,074	1,12,107
Wood and Timber—										
Other kinds of wood and timber	—	—	—	—	—	2,522	4,835	3,259	3,159	3,058
Manufactures of Wood, other than furniture and cabinetware	—	—	—	—	—	1,75,913	2,06,557	2,32,866	1,98,221	1,52,240
Total of Wood and Timber	—	—	—	—	—	1,78,435	3,01,392	2,36,125	1,96,380	1,55,298
All other Articles of Merchandise—										
Unmanufactured	—	—	—	—	—	92,339	87,388	2,56,455	2,14,209	1,21,784
Manufactured	—	—	—	—	—	2,28,362	2,14,458	2,09,688	2,69,716	1,53,903
GRAND TOTAL (EXCLUSIVE OF GOVERNMENT STORES)	—	—	—	—	—	1,39,43,036	1,77,73,194	1,66,71,547	1,10,43,710	91,41,340

GOVERNMENT STORES

PRINCIPAL AND OTHER ARTICLES	QUANTITY					VALUE				
	1927-28	1928-29	1929-30	1930-31	1931-32	1927-28	1928-29	1929-30	1930-31	1931-32
Arms, Ammunition, and Military Stores—						R	R	R	R	R
Firearms, and parts thereof Value	—	—	—	—	—	..	5,830	190
Other sorts	—	—	—	—	—	2,156	12,065	19,744	11,818	10,817
Total of Arms, etc.	—	—	—	—	—	2,156	18,495	19,934	11,848	10,817
Machinery and millwork	—	—	—	—	—	9,215	11,353	906	10,389	87,576
Telegraphs, materials for construction of	—	—	—	—	—	76,768	44,457	43,272	31,663	4,953
All Other Articles—										
Unmanufactured	—	—	—	—	—	8,795	4,304	4,498	11,600	..
Manufactured	—	—	—	—	—	1,61,627	3,59,306	1,49,054	1,30,020	82,206
GRAND TOTAL OF GOVERNMENT STORES	—	—	—	—	—	2,58,556	4,38,415	2,17,664	2,05,420	1,85,682

No. 12—continued

IMPORTS

PRINCIPAL AND OTHER ARTICLES	QUANTITY					VALUE				
	1927-28	1928-29	1929-30	1930-31	1931-32	1927-28	1928-29	1929-30	1930-31	1931-32
MADRAS— FORT ST. GEORGE—						R	R	R	R	R
Animals, living—										
Horses No.	47	26	35	61	58	43,300	43,745	81,337	1,57,902	1,29,303
Other kinds "	251	192	304	336	184	27,541	24,811	23,726	23,813	14,530
Total of Animals, living "	298	218	339	397	242	75,841	68,556	1,05,063	1,81,805	1,43,833
Apparel (excluding hats, caps, bonnets and hatter's ware) — Apparel (including drapery, uniforms, accoutrements) Value	—	—	—	—	—	2,03,253	2,15,135	2,71,405	1,65,876	1,58,525
Gold and silver thread "	—	—	—	—	—	6,72,047	10,45,227	12,09,676	8,92,018	1,17,911
Hats, caps, bonnets and hatter's ware "	—	—	—	—	—	65,747	63,360	61,623	47,714	36,780
Lametta Lbs.	48,614	112,764	99,920	57,952	101,779	87,671	1,04,668	1,57,125	80,750	1,20,428
Other kinds Value	—	—	—	—	—	610	6,216	25,794	20,840	6,044
Total of Apparel "	—	—	—	—	—	10,34,128	14,95,106	17,25,716	12,07,198	4,39,688
Arms, ammunition, and military stores—										
Cartridge cases—†										
Filled No.	1,102,487	—	—	—	—	71,992	—	—	—	—
Empty "	46,880	—	—	—	—	2,311	—	—	—	—
Shot gun cartridges, filled "	—	212,795	433,200	451,332	503,780	—	15,861	30,647	32,284	40,202
Rifle and other cartridges, filled "	—	702,934	583,160	529,912	170,379	—	48,898	23,689	23,637	6,619
Empty "	—	21,252	31,100	2,500	6,050	—	867	447	85	168
Total of Cartridge cases "	1,149,367	936,981	1,052,460	984,294	770,209	74,303	65,626	59,763	55,900	46,980
Explosives—										
Blasting fuse {										
Lbs.	165,080	185,265	202,321	143,595	127,561	1,99,332	2,06,571	1,93,334	1,50,269	1,22,641
No. of coils	531,000	641,800	712,700	475,300	430,800	—	—	—	—	—
gelatine Lbs.	250,000	375,000	350,450	265,750	385,500	2,14,041	3,20,185	2,98,598	2,21,315	3,26,793
Dynamite "	75,000	85,050	120,000	70,000	30,000	54,191	61,446	86,631	50,562	21,671
Gelatin dynamite "	247,750	333,500	140,500	266,550	258,500	1,90,801	2,50,940	1,10,847	2,00,739	1,91,976
Other Nitro compound explosives "	—	48,000	—	34,301
Detonators No.	3,934,024	2,652,000	2,724,360	2,462,500	2,266,300	43,556	50,421	39,150	39,010	42,052
Others Lbs.	2,335	1,500	135,698	30,461	54,700	1,974	844	95,430	20,442	37,481
Total of Explosives Value	—	—	—	—	—	7,03,955	9,25,408	8,24,640	6,94,337	7,42,614
Fire arms, and parts thereof—										
Fire arms No.	2,529	1,504	1,895	1,270	737	90,050	57,784	67,332	46,798	123,064
Parts of firearms Value	—	—	—	—	—	4,360	1,715	669	460	427
Total of fire arms, etc. "	—	—	—	—	—	94,410	59,499	68,051	47,258	28,491
Other sorts "	—	—	—	—	—	20,752	13,744	14,375	16,445	8,339
Total of Arms, Ammunition, and Military Stores "	—	—	—	—	—	8,93,480	10,64,277	5,66,849	8,14,446	8,26,433
Asbestos										
Manufactures—										
Asbestos packing "	—	—	—	—	—	27,093	20,270	58,306	29,785	19,186
Other manufactures "	—	—	—	—	—	5,80,879	3,37,225	3,50,207	2,78,330	1,98,411
Total Asbestos "	—	—	—	—	—	6,07,972	3,57,495	4,09,013	3,08,115	2,17,597
Belting for machinery—										
Of cotton "	—	—	—	—	—	73,452	1,75,868	2,55,277	1,62,790	1,10,791
" leather "	—	—	—	—	—	1,21,939	1,74,549	1,98,995	1,34,210	79,254
" other materials "	—	—	—	—	—	3,05,680	2,37,200	1,09,292	1,55,933	1,19,188
Total of Belting for machinery "	—	—	—	—	—	5,01,071	5,87,617	6,63,564	4,52,938	3,09,233
Books, printed, and printed matter (not being stationery), including maps and charts Cwts.	3,550	3,929	4,525	4,301	3,744	7,31,362	8,56,785	9,78,405	9,39,031	7,34,384
Boots and Shoes—										
All leather Pairs	14,994	15,731	15,931	8,699	5,496	90,740	64,924	1,22,741	57,657	30,290
Rubber Soled—										
With canvas upper (a) "	—	21,526	84,382	224,970	159,341	—	49,432	1,34,176	2,16,854	1,12,306
All rubber (b) "	—	—	—	—	104,528	—	—	—	—	36,655
" other materials "	27,470	17,058	112,901	170,517	4,546	64,074	41,162	1,06,422	1,00,866	8,858
Total of Boots and shoes "	42,464	54,310	213,214	404,486	273,913	1,54,814	1,55,518	3,57,341	3,75,377	1,87,018

† Shown under Sub-heads from 1928-29.

(a) Separately recorded from 1928-29.

(b) " " " 1931-32.

TRADE AT CHIEF PORT
FORT ST. GEORGE

(150)

No. 12—continued
IMPORTS—continued

PRINCIPAL AND OTHER ARTICLES	QUANTITY					VALUE				
	1927-28	1928-29	1929-30	1930-31	1931-32	1927-28	1928-29	1929-30	1930-31	1931-32
MADRAS—continued FORT ST. GEORGE—continued Brushes and Brooms—										
Brushes—										
Paint and Varnish Brushes . . . Dozs.	12,166	9,694	13,182	8,976	9,882	87,146	33,371	49,889	28,614	28,457
Toilet Brushes . . . "	7,642	13,012	11,434	10,798	9,686	41,180	48,061	56,512	49,122	38,066
Other Brushes . . . "	14,855	17,451	15,230	12,596	9,855	40,916	58,691	39,442	35,995	24,752
Total of Brushes . . . "	34,663	40,157	39,896	32,370	29,373	1,19,242	1,40,123	1,45,843	1,13,731	91,275
Brooms . . . "	213	25	98	14	64	2,265	303	579	180	475
Total of Brushes and Brooms . . . "	34,876	40,182	39,994	32,384	29,437	1,21,507	1,40,426	1,46,422	1,13,911	91,750
Building and Engineering materials, other than of iron, steel, or wood—										
Asphalt . . . Tons	1,188	927	1,215	2,302	2,371	1,06,057	95,770	1,25,101	2,19,230	1,88,007
Bricks (other than fire bricks) . . . No.	6	260	30,905	..	2,200	8	130	18,404	..	378
Fire bricks . . . "	179,878	82,622	82,372	86,289	48,981	48,698	18,420	37,010	16,524	10,204
Total of Brick . . . "	179,884	82,882	113,277	86,289	50,581	48,616	18,550	55,414	16,524	10,577
Cement—										
Portland . . . Tons	12,797	21,056	20,537	14,815	17,418	7,00,883	11,23,682	10,21,558	7,10,617	7,36,206
Other kinds . . . "	187	233	163	60	79	30,254	22,141	38,580	23,398	16,294
Total of Cement . . . "	12,984	22,189	20,700	14,875	17,497	7,31,137	11,45,823	10,60,138	7,34,000	7,52,500
Tiles . . . No.	426,044	994,017	983,706	1,180,774	890,715	1,08,745	1,61,537	1,35,446	1,48,504	1,20,224
Other kinds . . . Value	—	—	—	—	—	1,58,787	1,29,356	1,99,506	1,57,535	1,21,075
Total of Building and Engineering materials, other than of iron, steel, or wood . . . "	—	—	—	—	—	11,63,342	15,51,036	15,75,605	12,70,708	11,02,383
Buttons of all sorts—										
Metal . . . "	—	—	—	—	—	86,066	1,07,399	1,67,344	95,520	52,410
Other sorts . . . "	—	—	—	—	—	86,002	79,537	77,490	30,418	28,645
Total of Buttons . . . "	—	—	—	—	—	1,72,068	1,86,936	2,44,834	1,25,938	81,055
Candles of all kinds . . . Lbs.	257,204	85,787	188,190	95,927	71,864	1,27,247	39,679	90,985	47,822	34,631
Janes and Batters Chemicals and Chemical preparations (excluding chemical manures and medicines)—										
Acids—										
Nitric . . . "	13	47	164	552	4,229	1,871	2,654	6,205	14,729	87,922
Tartaric . . . "	165	211	278	298	157	15,570	21,838	29,804	23,903	11,662
Other sorts . . . "	1,050	1,185	2,563	1,939	3,536	37,212	41,039	72,090	51,847	51,567
Total of Acids . . . "	1,218	1,443	3,005	2,787	7,922	54,653	64,526	1,08,099	90,479	1,51,151
Alum . . . "	3,721	5,376	4,675	2,531	4,691	24,551	38,894	33,357	13,264	32,885
Aluminous Sulphates . . . "	6,005	8,236	8,814	8,271	7,868	31,776	39,140	42,238	38,052	33,695
Ammonia and salts thereof . . . "	1,374	1,607	1,250	1,769	2,286	60,787	50,605	35,338	50,751	63,013
Bleaching Materials— Bleaching Powder (calcium hypochloride chloride of lime) . . . "	3,940	4,348	3,916	3,712	4,936	51,414	54,953	67,953	74,498	96,887
Carbide of Calcium . . . "	1,495	2,419	4,020	3,638	4,711	28,386	38,721	56,642	58,641	60,098
Copper Sulphate . . . "	348	3,762	2,662	2,811	4,243	6,724	84,253	53,506	58,990	71,855
Disinfectants . . . "	2,808	3,215	2,482	4,042	2,278	76,188	1,17,208	72,728	87,964	53,937
Glycerine . . . "	769	308	476	408	1,299	46,128	15,616	21,850	17,032	38,227
Magnesium compounds— Chloride . . . "	2,654	2,737	2,141	2,471	2,679	12,082	10,955	9,031	9,289	9,848
Others . . . "	4,197	1,297	4,085	5,362	3,143	20,829	4,758	16,962	23,023	13,740
Total of Magnesium compounds . . . "	6,851	4,034	6,226	7,833	5,822	32,911	15,713	25,993	32,312	23,588
Potassium Compounds—										
Bichromate . . . "	819	1,260	585	619	1,467	23,862	35,240	17,697	19,482	53,901
Chlorate . . . "	1,090	1,634	1,593	3,362	4,262	21,064	29,464	27,718	61,699	93,094
Other sorts . . . "	819	1,101	1,845	1,294	318	21,516	25,464	31,371	39,220	73,061
Total of Potassium compounds . . . "	2,228	3,995	4,023	5,275	5,947	66,442	90,168	76,781	1,20,401	2,20,056

No. 12—continued
IMPORTS—continued

PRINCIPAL AND OTHER ARTICLES	QUANTITY					VALUE				
	1927-28	1928-29	1929-30	1930-31	1931-32	1927-28	1928-29	1929-30	1930-31	1931-32
MADRAS—continued										
FORT ST. GEORGE—continued										
Chemicals, etc.—continued										
Soda compounds—										
Bicarbonate of soda (sodium bicarbonate) Cwts.	8,789	12,220	14,055	6,693	10,890	89,003	1,16,541	92,766	49,552	35,655
Bichromate of soda ..	8,575	7,290	5,688	5,752	4,327	1,73,720	1,51,840	1,33,155	1,34,792	1,18,173
Borax (including boracic acid) ..	1,050	2,614	1,602	1,022	2,447	18,278	88,783	24,599	28,658	33,441
Caustic Soda (sodium hydroxide) ..	25,078	27,920	31,773	30,553	40,232	2,83,344	3,23,103	3,39,705	3,39,651	4,60,367
Cyanide of sodium ..	8,050	6,060	6,326	6,061	5,840	4,40,216	3,30,838	3,43,567	3,12,454	3,00,740
Soda Sulphide ..	4,288	5,028	4,684	3,631	4,374	37,151	40,219	34,867	30,370	34,016
Sodium carbonate (soda ash and soda crystals) ..	23,785	52,421	57,529	54,674	40,808	1,72,761	3,89,385	3,75,230	3,67,130	2,62,502
Sodium silicate ..	5,079	5,115	5,290	7,512	6,903	44,767	45,233	42,532	55,077	52,905
Other sorts ..	2,438	2,601	3,747	3,994	4,840	66,072	69,082	92,430	1,01,869	1,53,461
Total of Soda compounds ..	87,037	121,269	130,694	120,792	120,656	13,25,312	15,04,524	14,78,901	14,19,443	15,01,350
Sulphur (Brimstone) ..	12,839	10,332	12,064	10,436	6,964	93,171	61,071	72,157	63,171	42,337
Other sorts of chemicals .. Value	—	—	—	—	—	7,84,872	5,30,197	5,08,630	4,68,456	5,06,405
Total of Chemicals and Chemical preparations (excluding chemical manures and medicines) ..	—	—	—	—	—	20,83,315	27,07,189	27,14,223	26,38,309	28,95,484
Clocks and Watches and parts thereof—										
Clocks and timepieces .. No.	42,235	35,158	39,282	37,041	18,161	1,99,511	1,74,328	1,91,557	1,56,639	78,561
Watches ..	13,724	8,525	1,463	355	1,456	93,041	10,348	3,522	867	3,581
Parts of clocks and watches .. Value	—	—	—	—	—	1,759	2,065	931	3,491	633
Total of Clocks and watches and parts thereof ..	—	—	—	—	—	2,94,311	1,86,841	1,96,010	1,60,997	82,775
Coal and Coke—										
Coal .. Tons	—	11	—	10,797	5,230	—	440	—	1,86,433	88,070
Coke ..	1,875	2,843	963	1,451	650	74,869	73,157	50,168	64,536	26,211
Total Coal and Coke ..	1,875	2,854	963	12,248	5,880	74,869	73,597	50,168	2,51,019	1,15,181
Coffee other than roasted or ground .. Cwts.	10,261	12,039	11,742	4,525	495	5,55,013	7,14,312	6,76,748	2,64,756	30,400
Cutlery .. Value	—	—	—	—	—	2,78,310	3,05,551	3,71,321	1,83,234	1,40,110
Drugs and medicines (excluding chemicals and narcotics)—										
Camphor .. Lbs.	511,992	672,432	947,204	311,782	921,173	10,15,132	12,25,967	16,21,072	11,69,648	12,55,342
Cod liver Oil .. lbs.	33,530	32,299	23,562	23,749	18,967	34,033	51,163	22,779	39,355	12,076
Proprietary and patent medicines .. Value	—	—	—	—	—	3,49,025	1,60,371	2,46,723	2,79,015	3,44,144
Quinine Salts—										
Quinine Sulphate or Bisulphate .. Lbs.	1,901	1,058	2,077	3,639	4,250	51,561	26,780	36,508	59,245	78,324
Other sorts ..	1,612	2,128	1,116	1,181	610	39,596	46,711	33,345	29,697	19,239
Total of Quinine Salts ..	3,513	3,186	3,193	4,820	4,860	91,157	73,491	69,853	89,042	97,563
Other sorts of drugs and medicines .. Value	—	—	—	—	—	10,28,616	11,53,950	12,10,359	10,47,859	7,75,014
Total of Drugs and Medicines (excluding chemicals and narcotics) ..	—	—	—	—	—	25,18,963	26,73,824	31,71,231	26,24,919	24,34,139
Dyeing and Tanning substances—										
Barks for Tanning .. Cwts.	177,584	283,909	253,793	203,201	215,933	17,44,539	25,49,168	18,78,446	13,96,390	13,01,516
Dyes obtained from coal tar—										
Alizarine .. Lbs.	492,337	599,432	605,330	399,793	427,700	2,70,184	3,01,723	2,69,063	1,60,132	2,23,115
Aniline ..	970,056	1,044,446	874,667	578,246	680,482	12,37,462	16,38,957	12,90,267	11,70,225	11,42,487
Others ..	121,643	245,947	459,047	451,341	560,276	4,08,310	6,69,864	9,41,178	9,70,030	12,37,345
Indigo Synthetic ..	—	13,552	—	58,352	93,520	—	19,643	—	67,930	1,14,307
Total of Dyes obtained from coal tar ..	1,585,436	1,901,177	1,929,544	1,397,732	1,761,978	19,15,956	26,20,187	25,00,508	23,68,367	27,17,254
Saffron ..	1,325	768	200	414	835	99,619	39,924	5,187	1,775	4,097
Other Sorts (including iso-dye) .. Cwts.	2,440	5,252	4,463	3,646	5,712	1,74,468	1,34,556	1,37,970	1,37,282	2,04,141
Total of Dyeing and Tanning substances .. Value	—	—	—	—	—	39,34,552	53,43,835	45,22,106	39,03,821	42,27,008

* Transferred to "Dyes obtained from Coal tar" from 1931-32.

TRADE AT CHIEF PORT
FORT ST. GEORGE

(152)

No. 12—continued
IMPORTS—continued

PRINCIPAL AND OTHER ARTICLES	QUANTITY					VALUE				
	1927-28	1928-29	1929-30	1930-31	1931-32	1927-28	1928-29	1929-30	1930-31	1931-32
MADRAS—continued										
FORT ST. GEORGE—continued										
Earthenware and Porcelain (including pipes of earthenware)										
Earthenware—Pipes of earthenware . Cwts.	27	157	1,868	775	1,591	9,027
Sanitary ware . . . Value	—	—	—	—	—	41,389	70,607	57,081	46,771	45,288
Other kinds . . . "	—	—	—	—	—	2,47,311	2,71,299	3,00,598	1,66,911	98,750
Porcelain . . . "	—	—	—	—	—	60,635	59,809	84,645	89,022	38,842
Total of Earthenware and Porcelain . . . "	—	—	—	—	—	3,50,110	4,03,806	4,51,901	2,62,704	1,82,884
Electroplated ware . . . "	—	—	—	—	—	50,040	61,820	54,378	48,458	12,805
Fire works . . . Lbs.	290,721	842,082	535,433	353,528	182,046	1,75,440	2,15,194	2,06,926	1,50,421	49,096
Fruits and Vegetables—Fresh fruits and vegetables . Value	—	—	—	—	—	22,768	14,639	96,695	40,181	57,984
Fruits and vegetables: dried, salted, or preserved, not being canned or bottled . Tons	157	67	80	132	103	86,893	70,791	68,855	1,02,497	88,905
Total of Fruits and Vegetables . . . Value	—	—	—	—	—	1,09,661	85,430	1,65,550	1,42,678	1,46,970
Furniture and Cabinetware—Bedsteads . . . "	—	—	—	—	—	87,401	78,847	1,14,282	71,218	46,496
Furniture of wood (other than bedsteads) . . . "	—	—	—	—	—	76,213	54,070	51,102	85,207	30,021
Furniture of other materials (other than bedsteads) . . . "	—	—	—	—	—	53,737	1,34,766	2,06,437	1,68,449	59,735
Mouldings . . . "	—	—	—	—	—	1,85,507	3,00,046	2,07,975	1,83,857	1,29,772
Total of Furniture and Cabinetware . . . "	—	—	—	—	—	4,02,858	5,67,729	5,79,796	4,78,756	2,66,021
Glass and Glassware—Bangles . . . "	—	—	—	—	—	15,23,402	9,99,144	8,80,458	5,98,653	3,61,204
Beads and false pearls . . . Cwts.	2,117	2,914	2,809	1,242	522	2,57,223	3,28,952	3,46,126	1,34,888	48,209
Bottles and Phials—Sodawater bottles . Gross	7,860	11,324	9,132	5,938	3,780	2,13,959	3,10,673	2,45,137	1,47,659	91,155
Others . . . "	26,986	22,116	22,491	25,965	18,872	1,45,089	1,44,371	1,69,187	1,42,820	110,174
Total of Bottles and Phials . . . "	34,846	33,440	31,623	31,903	22,652	3,59,048	4,55,044	4,14,324	2,90,479	2,01,329
Funnels, globes, and glass parts of lamps . Value	—	—	—	—	—	3,42,280	3,48,950	5,03,161	2,90,500	2,14,698
Scientific glassware . Sq. Feet	3,585,877	3,621,364	3,444,798	2,448,969	2,399,112	—	—	24,459	20,542	29,343
Sheet and plate . Cwts.	35,958	35,259	35,107	27,407	24,955	4,13,565	4,04,285	4,23,115	2,81,017	2,52,066
Tableware (including decanters, etc.) Value	—	—	—	—	—	49,270	36,332	97,126	79,430	53,878
Other glassware . . . "	—	—	—	—	—	2,33,153	2,28,199	1,17,377	1,09,251	1,28,815
Total of Glass and Glassware . . . "	—	—	—	—	—	31,77,941	22,50,836	28,06,646	16,04,790	12,84,542
Grain, Pulse, and Flour—Beans (dry) . Tons	462	10	503	154	284	74,788	1,887	87,063	20,992	33,238
Pulse . . . "	262	547	..	1,276	192	41,008	99,401	..	1,89,386	26,836
Rice in the husk . . . "	1,943	6,168	698	1,84,676	7,16,875	1,03,768
Rice not in the husk . . . "	26,401	46,525	4,893	2,293	9,507	32,03,484	67,84,604	6,77,679	2,47,637	8,26,293
Other sorts . . . "	..	1,196	964	82	355	76	2,09,432	69,512	9,504	48,706
Total of Grain, Pulse, and Flour . . . "	29,068	54,446	7,058	3,805	10,338	35,06,032	77,62,249	9,38,022	4,67,519	9,29,073
Gums and Resins—Benjamin . . . Cwts.	6,498	4,547	4,778	4,228	4,713	2,61,759	2,18,602	2,29,579	1,95,066	2,10,821
Other sorts . . . "	4,390	3,030	3,882	3,597	3,817	80,879	58,664	75,110	71,055	57,057
Total of Gums and Resins . . . "	10,888	7,577	8,660	7,825	8,530	3,42,638	2,77,266	3,04,689	2,66,121	2,67,878
Hardware, excluding Cutlery and Electroplated Ware—Agricultural implements . Value	—	—	—	—	—	1,73,230	1,08,284	1,13,905	1,42,885	76,032
Buckets of tinned or galvanised iron . . . "	—	—	—	—	—	6,751	4,277	3,123	2,034	2,609
Builders' hardware, such as locks, hinges, door bolts, etc. . . . "	—	—	—	—	—	5,12,880	5,11,418	6,88,425	6,67,195	3,21,674
Domestic hardware other than enamelled ironware . . . "	—	—	—	—	—	1,08,417	1,86,254	1,95,739	2,49,886	1,36,215

No. 12—continued

IMPORTS—continued

PRINCIPAL AND OTHER ARTICLES	QUANTITY					VALUE				
	1927-28	1928-29	1929-30	1930-31	1931-32	1927-28	1928-29	1929-30	1930-31	1931-32
LADRAS—continued FORT ST. GEORGE—continued						R	R	R	R	R
Hardware, excluding Cutlery and Electroplated ware—continued										
Enamelled iron- ware Value	—	—	—	—	—	5,03,579	4,80,592	3,33,225	4,82,010	2,37,733
Gasmantles	—	—	—	—	—	62,232	79,291	1,32,245	88,794	23,077
Implements and tools, other than agricultural implements and machine tools										
Lamps, metal No.	940,871	964,840	953,599	764,078	357,656	7,56,267	7,87,268	8,61,723	5,42,472	3,54,498
Parts of lamps, other than glass Value	—	—	—	—	—	1,08,061	1,21,233	1,24,096	72,460	57,951
Safes and strong boxes of metal No.	289	138	205	895	141	16,974	6,458	7,762	6,670	3,406
Stoves Value	34,177	22,760	52,073	38,547	24,600	77,905	74,201	1,30,729	97,757	51,634
Other sorts						20,58,526	22,01,019	21,64,516	17,04,878	13,57,485
Total value of Hardware (ex- cluding Cutlery and Electro- plated ware)						53,83,683	57,16,778	59,66,232	40,76,788	30,36,968
Hides and Skins, raw										
Hides, raw Tons	132	106	22	88	368					
— No.	78,211	74,723	20,450	0,808	33,736	2,04,937	1,67,244	37,117	50,780	1,49,747
— Tons	217	249	258	286	221					
Skins, raw No.	297,750	426,444	419,390	374,631	521,300	3,27,495	4,29,666	7,12,593	4,45,573	4,65,010
Total of Hides and Skins, raw Tons	349	355	280	376	584	5,32,432	5,96,910	7,40,710	4,06,342	6,15,687
— No.	375,961	501,167	439,830	384,484	555,045					
Hops Cwts.	175	321	394	87	235	15,655	24,769	24,851	7,510	11,768
Instruments, AP- paratus, and AP- pliances, and parts thereof—										
Electrical, includ- ing telegraph and telephone apparatus not being machinery—										
Electric fans and parts thereof Value	—	—	—	—	—	2,89,317	2,71,960	2,64,077	2,44,652	1,64,810
Electric wires and cables—										
Rubber, insulated	—	—	—	—	—	2,11,941	2,73,374	2,25,082	5,57,905	2,60,688
Insulations, other than rubber	—	—	—	—	—	29,684	81,230	2,45,790	2,01,212	1,72,645
Telegraph and telephone wires and cables	—	—	—	—	—	30,717	64,042	14,838	68,809	10,436
Bare copper wire (electro- lytic, other than telegraph and telephone wires)(b) Cwts.	—	—	—	118	5,200	3,562	18,815	61,955	8,797	1,88,984
Total of Electric wires and cables	—	—	—	—	—	2,75,804	4,32,461	5,47,718	8,36,723	6,32,753
Telegraph and Telephone Appa- ratus	—	—	—	—	—	31,865	1,12,334	1,15,966	1,02,472	17,894
Electric lamps and parts thereof—										
Electric glow lamps (a) No.	251,666	304,759	—	—	—	1,79,718	2,05,246	—	—	—
Gas filled electric bulbs (c)	—	—	—	—	188,729	—	—	—	—	1,61,579
Vacuum electric bulbs (c)	—	—	—	—	278,936	—	—	—	—	1,58,488
Electric bulbs for automobiles (c)	—	—	—	—	76,105	—	—	—	—	8,889
Electric bulbs for torches (c)	—	—	—	—	95,059	—	—	—	—	24,688
Wireless valves (c)	—	—	—	—	6	—	—	—	—	14
Flash lights in- cluding torch lights, pocket lights, etc. (d)	—	—	123,486	66,400	—	—	—	75,298	41,122	—
Automobile light- ing lamps (d)	—	—	16,811	863	—	—	—	7,247	1,211	—
Standard lighting lamps (d)	—	—	181,030	257,808	—	—	—	1,22,080	1,81,860	—
Electric lamps, other sorts	130,743	702,326	2,085	42,852	56,802	37,305	1,14,303	14,641	18,355	27,543
Parts and access- ories of electric lamps Value	—	—	—	—	—	71,084	30,275	2,41,634	63,617	65,483
Total of Elec- tric Lamps and parts thereof	—	—	—	—	—	2,88,107	3,49,823	4,60,895	3,36,665	4,46,659
Accumulators in- cluding parts	—	—	—	—	—	993	889	—	190	232
Batteries	—	—	—	—	—	1,90,142	2,52,339	3,43,004	2,58,680	1,70,475
Condensers, electric	—	—	—	—	—	768	946	—	—	337
Electric lighting accessories and fittings (including switches)	—	—	—	—	—	92,103	1,72,615	73,962	91,780	91,243

(a) Discontinued from 1929-30. For new heads see below.

(b) Quantity shown from 1930-31.

(c) Separately recorded from 1931-32.

(d) Discontinued and shown under new heads from 1931-32.

TRADE AT CHIEF PORT
FORT ST. GEORGE

(154)

No. 12—continued
IMPORTS—continued

PRINCIPAL AND OTHER ARTICLES	QUANTITY					VALUE				
	1927-28	1928-29	1929-30	1930-31	1931-32	1927-28	1928-29	1929-30	1930-31	1931-32
MADRAS—continued						R	R	R	R	R
FORT ST. GEORGE—continued										
Instruments, Apparatus, and Appliances, and parts thereof—continued										
Electrical instruments (other than telegraphic and telephonic)—										
Meters Value	—	—	—	—	—	67,890	53,654	93,918	55,761	80,524
Others "	—	—	—	—	—	1,590	310
Switch boards (other than telegraph and telephonic) "	—	—	—	—	—	216	9,023	4,213	139	10,230
Electrical goods and apparatus not enumerated "	—	—	—	—	—	3,64,377	3,52,545	4,71,153	5,77,656	3,70,190
Total of Electrical, including telegraph and telephone apparatus not being machinery "	—	—	—	—	—	16,00,680	20,38,639	23,74,906	25,06,258	10,04,800
Musical "	—	—	—	—	—	70,643	1,04,699	1,55,894	1,83,627	3,21,820
Photographic—										
Cinematographic films—										
Raw, i. e., Blank films on which no picture has been impressed Length in Ft.										
Exposed Films "	500 611,648	283,106 666,202	463,485 655,870	1,728,402 1,147,299	2,024,912 745,082	53 1,18,951	5,945 1,73,013	22,518 1,34,889	76,375 1,99,235	71,901 58,720
Other than Cinematographic films Value	—	—	—	—	—	70,220	1,45,142	2,08,927	1,66,623	1,83,060
Scientific and philosophical "	—	—	—	—	—	2,60,908	3,29,529	2,28,515	2,36,029	2,21,300
Surgical "	—	—	—	—	—	2,26,033	1,82,858	1,99,414	1,44,707	1,27,030
Wireless apparatus "	—	—	—	—	—	29,334	36,803	22,143	22,036	23,330
Other kinds "	—	—	—	—	—	2,78,473	3,24,703	4,15,284	3,85,760	1,91,590
Total of Instruments, Apparatus, and Appliances, and parts thereof "	—	—	—	—	—	26,04,795	33,41,232	37,62,490	39,26,159	31,04,880
Jewellery (excluding imitation Jewellery, etc.)—										
Jewellery "	—	—	—	—	—	83,777	23,551	21,086	14,315	11,153
Plato of gold and silver "	—	—	—	—	—	28,248	24,029	27,366	71,392	8,320
Total of Jewellery "	—	—	—	—	—	1,12,025	52,580	49,362	85,707	19,980
Lac—										
Stick and seed Cwts.	120	176	150	73	23	10,425	12,319	9,982	2,638	653
Shell and button "	4	28	12	3	8	151	3,016	..	507	1,024
Other kinds (excluding lac-dye) "	lbs. 80	13	176	610	2,450
Total Lac "	124	217	162	76	31	10,752	15,945	12,432	3,145	1,677
Leather—										
Hides, tanned or dressed Tons	4	4	2	2	2	25,222	30,029	24,296	5,229	12,751
Skins, tanned or dressed " =No.	=1,410	=2,833	=2,520	=524	=4,239	13,710	76,085	1,13,714	8,236	13,407
Unwrought " =No.	=4,392	=30,136	=27,765	=991	=3,757	1,06,833	54,725	1,91,070	1,44,567	20,817
Leather cloth including artificial leather Sq. yd.	14,656	22,351	26,201	10,226	9,929	40,243	66,551	48,801	20,087	17,411
Manufactures (excluding boots and shoes and belting for machinery)—										
Bags and trunks Cwts.	9	17	26	10	9	7,416	9,543	18,146	6,329	5,923
Picking bands and straps "	16	24	12	3	4	4,448	8,092	6,020	2,061	35
Roller skins "	2	1,929
Other sorts "	100	82	97	468	50	31,879	25,518	26,711	29,900	15,124
Total of Leather manufactures, etc. "	127	123	135	481	63	45,672	43,158	45,877	33,290	21,037
Total of Leather Value "	—	—	—	—	—	2,36,660	2,71,443	4,23,756	2,16,359	85,473
Liquors (including deatured and perfumed spirits)—										
Ale, beer and porter—										
Ale and beer—										
In bottle L. gals.	178,471	222,347	236,848	295,279	273,559	4,88,765	5,98,062	7,27,448	7,70,681	6,97,589
In bulk "	166,124	231,730	218,249	227,567	189,044	2,12,808	2,96,686	2,95,137	2,80,631	2,24,079
Stout and porter—										
In bottle "	10,324	9,797	10,949	9,285	6,680	44,204	38,741	46,775	36,067	25,085
In bulk "	780	520	1,501	..	520	1,125	640	2,325	..	800
Total Ale, beer, and porter "	355,699	464,394	497,547	532,131	469,803	7,46,902	9,34,129	10,71,720	10,87,379	8,47,553
Cider and other fermented liquors "	1,706	1,704	2,068	1,220	1,148	9,024	9,307	11,286	6,286	6,101

No. 12—continued
IMPORTS—continued

PRINCIPAL AND OTHER ARTICLES	QUANTITY					VALUE				
	1927-28	1928-29	1929-30	1930-31	1931-32	1927-28	1928-29	1929-30	1930-31	1931-32
MADRAS—continued Fort St. GEORGE—continued Liquors—continued Spirit—						R	R	R	R	R
Brandy	{ L. gals. 50,979	57,810	65,545	54,208	23,825	4,85,440	5,42,122	5,57,585	4,78,288	2,15,046
	{ P. gals. 38,051	45,105	51,352	41,486	18,381					
Gin	{ L. gals. 16,040	17,165	18,232	16,920	12,001	1,24,037	1,37,394	1,42,829	1,33,732	97,820
	{ P. gals. 11,609	12,648	13,258	12,406	8,743					
Liqueurs	L. gals. 833	1,189	1,305	790	4,570	14,956	18,316	20,279	13,773	22,272
Rum	{ L. gals. 870	660	510	460	369	5,108	4,641	3,321	3,041	1,975
	{ P. gals. 1,017	717	533	503	473					
Whisky	{ L. gals. 48,688	47,684	53,373	45,116	30,033	7,56,508	7,21,332	8,32,779	7,08,302	4,71,185
	{ P. gals. 37,045	36,492	40,572	34,199	22,774					
Spirit, present in drugs, medi- cines, or che- micals	L. gals. 11,261	10,442	14,641	13,309	8,225	2,90,581	2,04,243	3,70,718	3,26,510	2,48,202
Spirit, perfumed spirit, denature— Imported direct	978	1,627	953	766	615	64,162	83,125	65,947	50,203	38,454
Denatured at Custom House immediately on arrival before clearance	L. gals. 7,802	46,406	62,516	76,882	71,526	8,139	38,785	55,749	33,449	67,045
Other sorts	13,891	10,544	14,788	8,209	2,830	1,30,931	1,40,778	1,69,693	1,25,756	81,025
Total Spirit	171,608	193,567	231,903	216,760	158,994	18,77,552	19,60,786	22,19,114	19,83,057	12,44,593
Wines— Champagne, and other sparkling wines	2,776	2,579	2,761	1,345	1,066	77,035	72,130	77,350	37,275	20,435
Port	4,527	5,285	4,954	5,346	3,497	52,807	55,943	51,450	49,829	34,472
Still red wines, other than port	10,206	9,414	8,830	4,991	3,430	58,553	53,772	55,261	30,866	10,616
Sherry, Madeira and Marsala	4,021	3,315	4,156	3,279	3,014	50,097	42,332	57,492	47,147	35,850
Still white wines, other than Sherry, Madeira and Marsala	1,098	852	677	278	114	9,462	7,258	6,057	1,941	988
Other sorts, in- cluding Ver- mouth and Ginger wine	12,324	13,757	18,538	12,174	10,300	68,520	77,775	74,922	68,551	62,570
Total of Wines	34,952	35,202	34,916	27,418	21,421	3,16,483	3,00,210	3,22,532	2,85,600	1,82,940
Total of Liquors, including dena- tured and per- fumed spirits	564,020	604,367	766,423	777,514	646,361	20,50,861	32,03,382	36,24,652	38,12,331	22,81,187
Machinery and Millwork— Prime-movers (other than electrical)—										
Locomotives (including those for railways)—										
Steam Engines No.	15	1	18	20	4	1,03,255	3,090	1,41,796	1,88,959	31,715
Parts of steam engines Value	—	—	—	—	—	1,668	55,408	28,954	28,954	3,546
Others	—	—	—	—	—	8,368	70,484	1,94,090	92,052	21,729
Railway locomotive engines and tenders and parts thereof	—	—	—	—	—	—	33,56,672	44,43,498	25,08,305	16,05,008
Other than Locomo- tives—										
Gas Engines	No. 23	26	16	17	8	74,404	27,098	65,056	40,270	6,545
Parts of gas engines Value	—	—	—	—	—	25,088	5,328	22,067	6,040	1,555
Oil Engines	No. 1,130	1,104	1,708	978	338	21,40,254	16,30,955	24,98,365	15,52,552	8,34,711
Parts of oil engines Value	—	—	—	—	—	1,14,248	2,02,179	2,29,325	1,05,098	2,04,002
Steam Engines	No. 20	15	1	1	4	1,18,467	78,012	5,012	7,755	31,107
Parts of steam engines Value	—	—	—	—	—	37,025	22,642	18,513	25,990	13,297
Others	—	—	—	—	—	16,190	1,44,590	12,756	31,183	11,422
Total of Prime- movers (other than Electrical)	—	—	—	—	—	26,47,952	55,64,050	76,86,786	47,65,652	27,05,537
Electrical machinery of all kinds (not including instru- ment, apparatus, appli- ances and parts thereof)—										
Control and Switchgear	—	—	—	—	—	7,88,285	5,61,153	3,80,250	5,15,761	4,00,807
Generators, alternators and dynamos	—	—	—	—	—	5,55,114	3,41,867	2,21,046	2,14,293	3,45,830
Motors	—	—	—	—	—	3,65,199	4,16,684	5,60,059	7,78,069	5,56,862
Transformers	—	—	—	—	—	1,24,028	2,20,902	3,77,088	3,34,631	3,15,170
Other kinds	—	—	—	—	—	18,51,747	51,20,046	27,15,060	34,75,456	18,09,796
Total of Electrical Machinery, etc.	—	—	—	—	—	36,84,373	60,69,654	42,53,593	53,18,810	33,18,465

* Recorded under "Railway plant and rolling stock" prior to 1928-29.

TRADE AT CHIEF PORT
FORT ST. GEORGE

(156)

No. 12—continued
IMPORTS—continued

PRINCIPAL AND OTHER ARTICLES	QUANTITY					VALUE				
	1927-28	1928-29	1929-30	1930-31	1931-32	1927-28	1928-29	1929-30	1930-31	1931-32
						R	R	R	R	R
MADRAS—continued										
Fort St. George—continued										
Machinery and Millwork—contd.										
Machinery, not being prime-movers or electrical machinery—										
Aerated water making machinery . . . Value	—	—	—	—	—	1,626	—	—	495	12,786
Agricultural machinery—										
Agricultural tractors and parts . . . "	—	—	—	—	—	34,321	64,289	50,931	57,610	31,593
Ploughs and parts . . . "	—	—	—	—	—	32,922	25,877	27,556	28,564	4,584
Others . . . "	—	—	—	—	—	6,448	44,064	41,019	14,270	14,560
Boilers . . . "	—	—	—	—	—	8,54,409	7,73,531	5,45,151	3,48,347	2,75,996
Leather tanning and curing machinery . . . "	—	—	—	—	—	18,629	13,377	22,365	25,460	12,752
Metal working machinery (including machine tools) . . . "	—	—	—	—	—	5,87,280	1,62,338	1,45,839	5,90,630	2,71,985
Mining machinery—										
Coal . . . "	—	—	—	—	—	—	—	13,775	—	9,229
Other sorts . . . "	—	—	—	—	—	46,448	1,20,300	1,13,441	1,45,162	48,975
Oil-crushing and refining machi- nery . . . "	—	—	—	—	—	15,717	11,960	63,051	16,216	4,595
Paper mill machinery . . . "	—	—	—	—	—	1,574	1,119	6,753	19,126	4,922
Refrigerating machinery . . . "	—	—	—	—	—	26,556	42,254	59,039	68,949	22,501
Rice and flour mill machinery saw mill and woodworking machinery . . . "	—	—	—	—	—	2,80,446	3,32,330	4,61,793	2,98,096	1,83,340
Sewing and knitting ma- chines and parts thereof—										
Sewing and knitting machines No.	8,758	8,191	9,155	5,944	2,857	9,13,678	9,78,399	10,08,247	6,52,868	2,05,710
Parts of sewing and knitting machines and accessories Value	—	—	—	—	—	78,020	79,079	1,01,114	80,987	32,062
Total of Sewing and Knitting Machines, etc. . . "	—	—	—	—	—	9,91,698	10,57,478	11,09,361	7,33,855	3,17,792
Sugar machinery . . . "	—	—	—	—	—	11,421	16,726	12,534	9,751	1,02,945
Tea machinery . . . "	—	—	—	—	—	93,706	1,22,280	83,085	21,600	15,795
Textile machinery—										
Cotton—										
Bleaching and Dyeing ma- chinery . . . "	—	—	—	—	—	92,325	63,385	1,06,654	78,125	11,266
Spinning machi- nery . . . "	—	—	—	—	—	8,34,772	8,30,923	8,42,403	11,10,289	3,98,151
Weaving machi- nery . . . "	—	—	—	—	—	5,73,434	4,43,287	1,93,181	1,76,973	1,34,417
Other sorts . . . "	—	—	—	—	—	80,164	90,947	1,95,715	1,11,059	72,053
Total of Cotton machi- nery . . . "	—	—	—	—	—	15,80,695	14,28,542	13,37,953	14,35,446	6,15,837
Jute . . . "	—	—	—	—	—	7,199	29,901	8,066	—	5,625
Shuttles (exclud- ing those for sewing machines) . . . "	—	—	—	—	—	857	5,006	44	11,072	4,137
Wool . . . "	—	—	—	—	—	2,231	19,508	15,807	805	4,493
Other sorts . . . "	—	—	—	—	—	48,649	3,08,605	2,63,363	3,95,464	2,00,269
Total of Textile ma- chinery . . . "	—	—	—	—	—	16,39,631	17,91,742	16,25,738	18,92,847	8,99,461

No. 12—continued

IMPORTS—continued

PRINCIPAL AND OTHER ARTICLES	QUANTITY					VALUE				
	1927-28	1928-29	1929-30	1930-31	1931-32	1927-28	1928-29	1929-30	1930-31	1931-32
MADRAS—continued										
FORT ST. GEORGE—continued										
Typewriters— Typewriters . . . No.	1,929	2,950	1,777	1,640	528	R 2,79,237	R 3,75,184	R 2,68,189	R 2,05,273	R 74,433
Parts of typewriters and accessories . . . Value	—	—	—	—	—	14,877	14,620	33,260	23,272	24,540
Total of Typewriters . . . "	—	—	—	—	—	2,94,114	3,89,754	2,90,408	2,88,545	98,973
Other sorts of machinery (excluding printing machinery) . . . "	—	—	—	—	—	81,79,835	27,51,142	36,80,700	24,06,783	12,85,482
Total of machinery not being prime-movers, etc., or electrical . . . "	—	—	—	—	—	82,36,935	77,56,129	84,27,801	70,87,120	36,66,136
Total of Machinery and Mill-work . . . "	—	—	—	—	—	1,45,69,260	1,99,80,883	2,03,68,090	1,71,01,682	99,50,138
Manures (excluding oil cakes)*—										
Nitrogenous—										
Nitrate of Soda . . . Tons	1,597	1,198	1,947	1,204	6,395	2,45,088	1,72,024	2,70,770	1,65,838	18
Sulphate of Ammonia . . . "	566	7,470	10,353	4,811	300	95,155	12,15,913	15,49,480	6,53,182	7,35,427
Others (b) . . . "	—	—	—	—	—	—	—	—	—	26,987
Potassic—										
Muriate of Potash . . . "	840	825	1,075	471	1,193	1,01,773	98,608	1,23,683	56,283	1,48,005
Others (b) . . . "	—	—	—	—	150	—	—	—	—	20,852
Phosphatic—										
Superphosphate (b) . . . "	—	—	—	—	395	—	—	—	—	28,576
Other kinds . . . "	4,892	6,669	10,484	11,580	241	3,58,224	5,09,136	14,08,256	12,48,937	12,163
Compounds—										
Ammonium phosphate (b) . . . "	—	—	—	—	2	—	—	—	—	405
Others . . . "	—	24	10	846	6,437	1,250	59,080	37
Total of Manures . . . "	7,895	16,186	23,869	18,912	8,681	8,00,240	20,62,718	33,64,445	21,83,320	9,72,560
Matches—										
Safety . . . Gross of Boxes	216,671	35,678	22,924	13,144	6,573	2,27,576	41,030	25,176	10,632	7,065
Other sorts . . . "	152,900	107,000	2,500	1,79,908	1,38,960	3,125
Total of Matches Value . . . "	—	—	—	—	—	4,07,484	1,74,990	28,301	10,632	7,065
Metals and Ores—										
Aluminium—										
Unwrought (Ingots, blocks and bars, etc.) . . . Cwts.	705	8	3	1	118	48,501	218	201	41	2,262
Wrought—										
Circles . . . "	6,069	4,935	8,331	10,488	861	6,47,463	5,28,549	7,17,777	7,75,257	57,017
Sheets . . . "	1,431	1,230	1,129	538	63	1,32,423	1,14,529	90,157	40,845	4,127
Other manufactures, . . . "	1,186	1,875	1,337	783	662	1,78,043	2,38,609	1,84,239	85,445	79,703
Total of Aluminium . . . "	9,391	8,043	10,850	11,765	1,704	10,01,430	8,76,905	9,92,374	9,01,588	1,43,109
Antifriction metal . . . "	352	631	1,201	707	1,037	38,526	53,576	1,17,579	35,995	80,900
Brass, Bronze, and similar alloys and manufactures there-of—										
Unwrought . . . "	110	254	215	123	76	4,496	9,239	9,264	4,696	2,054
Wrought—										
Mixed or yellow metal, for sheathing . . . "	90,946	102,231	99,775	76,972	57,643	41,10,233	45,24,532	46,43,889	34,52,305	22,30,978
Rods . . . "	728	594	295	704	350	33,622	28,827	15,221	27,182	11,223
Sheets . . . "	420	265	39	122	121	22,744	14,743	5,898	6,542	5,746
Tubes . . . "	83	90	123	115	67	6,136	5,635	6,947	7,238	3,181
Wire . . . "	906	1,091	831	924	443	50,562	60,712	52,510	52,442	19,669
Other sorts . . . "	568	1,159	1,472	1,073	767	64,762	1,19,503	1,45,923	1,23,293	86,278
Total of Brass, etc. . . "	93,761	105,734	102,850	80,043	59,472	42,92,305	47,63,106	48,79,452	36,73,698	23,58,220
Copper—										
Old, for re-manufacture . . . "	21	65	..	1,155	2,200	..
Unwrought—										
Tiles, ingots, cakes, and bricks . . . "	2,175	237	2,321	2,635	60	97,762	12,536	1,30,489	1,47,301	2,563
Wrought—										
Sheets . . . "	17,410	23,234	14,790	13,093	15,178	8,66,808	11,13,214	8,15,447	10,78,032	6,02,391
Wire, excluding wire of telegraph and telephone . . . "	939	795	996	1,145	305	65,629	45,457	60,008	65,537	16,208
Rods . . . "	1,190	434	596	390	370	62,456	24,247	32,066	21,333	19,667
Tubes . . . "	342	603	615	374	382	22,100	46,479	50,975	56,332	45,834
Other manufactures . . . "	608	818	1,621	1,593	322	64,142	74,172	1,17,564	1,02,828	21,125
Total of Copper . . . "	22,633	26,121	20,849	25,445	17,186	11,80,052	13,16,105	12,18,544	14,74,163	7,97,773

(b) Separately recorded from 1931-32.

* Revised classification has been introduced from 1931-32.

TRADE AT CHIEF PORT
FORT ST. GEORGE

(158)

No. 12—continued
IMPORTS—continued

PRINCIPAL AND OTHER ARTICLES	QUANTITY					VALUE				
	1927-28	1928-29	1929-30	1930-31	1931-32 ^a	1927-28	1928-29	1929-30	1930-31	1931-32
	R	R	R	R	R	R	R	R	R	R
MADRAS—continued										
FORT ST. GEORGE—continued										
Metals and Ores—continued										
Ferro alloys (a) . Tons	—	—	—	—	—	—	8	..
German silver (including nickel silver) . . . Owt.	380	627	527	355	116	40,412	62,466	55,936	36,341	10,276
Iron—										
Ore . . . Tons	3	459
Pig . . . "	558	412	325	91	60	54,852	38,506	28,641	6,940	3,902
Manufactures—										
Angle and tee, bolt and rod { Protected, " Not protected " }	6	3	1,306	500
Bars and channels { Protected, " Not protected " }	1,242	162	41	68	..	1,15,717	16,942	4,436	5,127	53
Mice bowls . . . "	76	59	69	43	38	30,475	25,516	25,829	16,268	14,602
Total of Iron . . . "	3,085	1,588	938	542	377	5,29,466	3,24,926	1,82,369	1,17,226	90,594
Steel—										
Angle and Tee { Protected, " Not protected " }	4,627	4,359	6,248	2,843	1,458	4,64,640	4,54,846	6,27,510	3,17,435	1,36,235
Spring . . . "	15	2,708	87	15
Bars (other than Cast Steel) { Protected, " Not protected " }	27,003	20,663	20,394	10,049	6,551	26,04,619	21,23,800	21,78,788	10,40,200	6,01,974
	6,865	5,600	8,381	3,210	4,189	9,31,002	8,09,673	10,70,632	3,74,776	3,98,400
Cast—										
Tool Steel— High Speed . . . "	8	9	29	56	81	24,656	24,301	48,545	61,478	54,183
Carbon . . . "	23	8	157	64	117	5,155	2,216	56,851	24,167	40,416
Cast Steel Bars . . . "	13	68	22	7	3	5,094	17,232	7,193	1,374	420
Other Cast Steel . . . "	3	..	(83 lb.)	488	..	2
Ingot, blooms, etc. . . "	30	51	16	47	39	4,031	6,129	4,492	9,115	4,522
Total of steel . . . "	88,587	30,758	35,197	14,276	12,438	40,42,453	34,38,197	40,54,008	18,28,767	12,36,174
Iron or Steel—										
Beams, pillars, channels, girders, and bridgework { Protected, " Fabricated, " Others " }	13,909	8,599	3,559	1,900	846	28,34,548	7,93,961	8,90,739	4,64,876	2,16,478
	7,767	8,145	9,038	7,943	5,526	8,09,017	8,55,748	9,98,416	8,18,843	5,17,750
Bolts and nuts, Protected . . . "	1,019	1,106	963	803	624	3,33,506	3,43,457	3,36,761	2,46,127	1,03,631
		305	222		84,507	54,632
Fencing materials including fencing wire) . . . "	735	754	680	502	310	1,84,550	1,96,581	1,72,643	1,30,146	69,742
Hoops and wires . . . "	682	500	897	755	424	1,07,108	72,491	1,44,895	1,13,028	61,329
Nails, rivets, and washers { Protected, " Not protected " }	1,128	1,176	1,112	763	218	3,89,970	3,99,403	4,48,324	2,71,713	65,197
					357					1,94,118
Pipes and fittings, cast . . . "	1,914	1,193	778	574	294	4,54,087	3,56,502	2,73,477	1,73,112	69,361
Rails, chairs, and fishplates (excluding those for railways)—										
Protected—										
Rails weighing 30 lbs. per yard and over and fishplates. . . "	40,835	17,088	5,222	322	1,019	55,37,888	21,95,183	6,04,792	57,950	1,49,052
Others . . . "	301	405	363	166	101	34,369	38,804	38,275	16,609	13,295
Not protected . . . "	76	33	105	108	..	17,333	6,670	16,880	18,415	..
Screws—										
Wood Screws . . . "	247	251	264	216	199	1,34,698	1,22,869	1,59,457	1,29,337	1,19,516
Metal thread screws . . . "	1	3	1	1,710	2,052	804	190	929
Sheets and plates—										
Galvanized—										
Corrugated Protected	6,053	6,366	6,523	4,753	2,251	18,90,316	13,33,114	18,08,736	8,95,362	3,59,204
Plain { Protected, " Not protected " }	1,681	1,800	1,938	1,334	791	4,08,578	4,15,233	4,42,191	2,74,400	1,36,015
	109	83	69	54	67	30,171	17,307	13,709	10,604	12,505
Tinned—										
Tin plates Protected . . . "	3,066	2,115	2,465	871	1,273	10,71,302	7,59,164	8,83,104	3,24,185	3,73,249
Other sorts Protected . . . "	7	3,793

^a Classified from 1931-32.
(a) Separately recorded from 1930-31.

No. 12—continued
IMPORTS—continued

PRINCIPAL AND OTHER ARTICLES	QUANTITY					VALUE				
	1927-28	1928-29	1929-30	1930-31	1931-32	1927-28	1928-29	1929-30	1930-31	1931-32
MADRAS—continued						R	R	R	R	R
Fort St. George—continued										
Metals and Ores—continued										
Iron or Steel—continued										
Not galvanized or tinned—										
Sheets up to 1" thick . . . Tons	4,008	4,708	3,488	2,609	1,681	5,07,981	6,66,219	5,16,213	3,83,071	2,16,519
Plates over 1" thick . . . "	5,181	3,277	2,488	1,920	962	6,00,197	3,76,478	2,95,114	2,21,335	1,10,852
Other sorts . . . "	20	5,358
Total of sheets and plates not galvanized or tinned—										
Protected, fabricated . . . "	26	17	..	5	..	5,755	6,002	..	1,917	..
Protected, others . . . "	9,161	7,966	5,960	4,524	2,642	11,62,237	10,35,140	8,08,969	6,02,489	3,27,019
Not protected . . . "	22	2	7	..	1	5,544	1,105	2,359	..	352
Total . . . "	9,209	7,985	5,976	4,529	2,643	11,73,536	10,42,697	8,11,327	6,04,406	3,27,371
Sleepers and Keys of Iron or Steel—										
Protected . . . "	..	19,394	4,877	112	281	..	21,03,513	6,33,879	49,807	43,080
Not protected . . . "	1	12	2	234	10,402	3,230
Tubes, pipes and fittings—										
Protected . . . "	8	12	17	41	Cwts. 3	9,537	11,793	9,050	24,204	165
Not protected . . . "	3,896	3,777	2,780	3,020	3,936	10,32,702	9,54,004	7,17,847	9,04,922	10,60,939
Wire nails—										
Protected . . . "	1,415	32	25	2,32,770	5,239	4,829
Not protected . . . "	..	1,715	1,840	1,468	1,230	..	3,22,471	3,10,885	2,55,992	2,01,839
Wire rope—										
Black . . . "	171	111	41	101	161	1,55,076	82,863	21,524	62,798	97,278
Galvanized . . . "	75	252	180	185	165	53,558	1,40,244	1,45,000	1,07,709	74,850
Wire other than fencing wire—										
Protected . . . "	536	3	17	1,07,328	675	1,08,074	..	3,594
Not protected . . . "	..	593	548	300	354	..	1,07,160	..	61,366	70,792
Other manufactures of iron or steel—										
Protected . . . "	4,303	3,115	1,409	833	235	10,44,978	8,80,043	4,05,313	1,21,603	40,233
Not protected . . . "	884	2,533	1,991	2,883	826	3,43,365	6,07,367	7,50,723	14,57,768	3,09,023
Total of Iron or Steel . . . "	106,033	84,537	53,726	34,057	24,242	1,79,07,891	1,41,93,781	1,08,26,028	76,13,836	47,02,373
Total of Iron and Steel . . . "	147,705	116,883	89,861	50,875	37,057	2,24,79,310	1,79,56,894	1,50,02,405	95,59,629	60,89,141
Lead—										
Unwrought—										
Pig . . . Cwts.	1,425	810	1,508	676	2,056	28,472	14,133	24,920	10,034	120,804
Other sorts . . . "	10	21	211	992	224	1,595
Wrought—										
Sheets . . . "	1,445	1,703	955	1,145	598	36,081	33,369	18,815	19,724	8,067
Pipes and tubes . . . "	338	763	1,255	974	942	7,312	26,551	46,074	40,575	40,612
Sheets, for tea chests . . . "	810	1,136	1,228	840	426	31,360	29,629	32,293	26,911	3,676
Other sorts . . . "	144	323	1,835	904	135	5,482	11,285	29,338	25,401	13,817
Total of Lead . . . "	4,172	4,735	6,641	4,560	4,368	1,10,208	1,15,017	1,52,040	1,21,869	83,571
Quicksilver . . . Lbs.	27,438	44,047	27,182	29,138	42,683	1,03,856	1,75,836	1,16,085	1,28,013	1,74,436
Solder . . . Cwts.	266	84	419	322	542	23,333	6,070	3,774	15,776	26,828
Tin—										
Unwrought (blocks, ingots, bars and slabs) . . . "	4,794	4,451	5,733	5,302	3,868	8,89,147	6,66,482	7,66,138	5,00,738	3,32,762
Wrought (including plates or sheets, not being tinned iron) . . . "	1	1	35	2	..	456	274	933	255	43
Other Sorts . . . "	93	74
Total of Tin . . . "	4,795	4,452	5,768	5,304	3,868	8,89,603	6,66,756	7,67,071	5,01,086	3,32,879

TRADE AT CHIEF PORT
FORT ST. GEORGE

(160)

No. 12—continued
IMPORTS—continued

PRINCIPAL AND OTHER ARTICLES	QUANTITY					VALUE				
	1927-28	1928-29	1929-30	1930-31	1931-32	1927-28	1928-29	1929-30	1930-31	1931-32
MADRAS—continued										
FORT ST. GEORGE—continued										
Zinc or spelter—										
Unwrought . . . Cwts.	698	616	847	243	391	12,817	10,153	14,621	4,003	4,024
Wrought or manufactured . . . "	5,267	4,689	1,294	5,139	2,746	1,39,508	1,12,119	32,370	96,367	42,376
Other sorts . . . "	..	(12 lb.)	2,464	5	58,053
Total of Zinc or Spelter "	5,965	5,305	4,605	5,352	3,137	1,52,385	1,22,277	1,05,044	1,01,360	46,400
Metals, unenumerated "										
Ores, unenumerated Tons	2,203	1,841	3,531	2,265	1,634	1,06,252	78,732	1,32,317	69,515	44,032
Totals Metals and Ores "	154,919	124,782	97,735	57,605	41,732	3,04,23,607	2,61,80,530	2,36,34,721	1,66,18,961	1,01,87,579
Oils—										
Essential										
Lbs.	9,940	16,834	12,463	18,994	17,594	52,307	71,944	93,015	86,510	77,140
Gals.	1,113	1,857	1,366	1,555	1,904					
Mineral—										
Fuel oils										
Gals.	15,135,675	17,867,139	14,026,554	13,612,024	15,199,939	38,37,683	40,41,541	28,27,036	27,29,328	29,41,679
Tons	60,504	71,534	56,539	54,744	60,977					
Kerosene in bulk Gals.	7,740,831	9,847,228	9,269,545	5,195,140	3,797,738	41,83,312	57,37,218	63,31,324	33,46,847	25,87,701
in tins "	40,360	125,856	3,290	3,250	6,541	49,768	1,29,636	2,467	2,437	2,014
Lubricating oils—										
Other Lubricating oils "	1,423,145	1,958,349	1,411,590	1,741,063	1,127,843	18,32,981	22,15,917	16,47,434	18,11,292	12,73,121
Turkey red oil (b) . "	244	1,855	592	3,599
Petroleum, dangerous flashing below 76° F. (Benzene, Benzol, Petroleum and other motor spirits) . . . "	38	27	1,401,158	2,915,243	3,013,931	256	162	16,20,218	31,85,451	36,77,863
White oil (a) . . . "	6,684	22	8,450	63	..
Other kinds . . . "	91,881	159,575	173,051	178,156	54,634	1,08,008	1,67,617	2,01,236	1,83,644	65,403
Mineral grease (including Petroleum jelly (d) . Lbs.	440,98	73,314
Vegetable, not essential—										
Linseed										
Cwts.	1,156	1,723	1,031	1,119	1,158	49,030	76,321	44,163	39,385	42,876
Gals.	14,437	20,970	12,932	13,357	14,319					
Other sorts	685	1,345	468	446	3,241	27,366	50,270	10,032	9,908	32,220
Gals.	7,892	16,235	5,301	5,194	34,516					
Other sorts of oils "	124	2,435	1,773	5,105	18,547	347	5,594	4,488	10,265	32,135
Total of Oils . Value	1,01,47,118	1,24,96,220	1,27,90,813	1,14,05,522	1,08,09,070
Paints and Painter's materials—										
Paints and Colours—										
Barytes . . . Cwts.	106	749	550	2,761
Blue paint and Paris Blue . . . "	105	175	504	941	1,061	18,758	15,736	31,171	39,423	52,239
Enamels prepared (c) "	1,496	1,461	2,314	1,54,828	1,22,969	1,66,083
Graphite . . . "	1,349	2,086	1,515	(1,313)	662	33,678	40,290	23,464	34,271	24,076
Red Lead—										
Genuine, dry . . . "	1,785	1,424	968	718	499	47,481	33,608	[23,480	17,338	11,674
Reduced, " . . . "	30	30	131	34	81	595	565	2,568	662	1,543
White Lead—										
Genuine, dry . . . "	537	129	147	..	166	17,354	3,752	[4,365	..	5,123
Reduced, " . . . "	35	..	65	297	2	543	..	1,058	3,382	60
Genuine, moist . . . "	613	2,087	54	153	18	15,629	58,370	1,313	[4,803	524

(a) Separately recorded from 1929-30.
(b) Shown from 1930-31.
(c) Vide under "Varnish."
(d) Separately recorded from 1931-32.

No. 12—continued

IMPORTS—continued

PRINCIPAL AND OTHER ARTICLES	QUANTITY					VALUE				
	1927-28	1928-29	1929-30	1930-31	1931-32	1927-28	1928-29	1929-30	1930-31	1931-32
MADRAS—continued										
FORT ST. GEORGE—continued										
Paints and Painters' materials— contd.										
Paints and Colours—contd.										
Lithophone, dry . Cwts.	—	—	—	..	272*	—	—	—	..	2,088
Zinc white— Genuine, dry	493	1,066	709	401	291	15,593	26,051	13,187	6,606	5,818
Reduced, „	567	456	376	369	370	12,213	5,930	4,744	4,586	4,418
Genuine, moist	459	282	450	257	278	12,599	6,903	11,265	7,410	6,170
Reduced, „	77	1,417
Other sorts†	19,006	10,644	17,432	—	—	6,50,745	6,36,868	6,03,704	—	—
White dry	—	—	—	45	181	—	—	—	1,432	4,608
Coloured dry	—	—	—	5,397	6,408	—	—	—	1,79,592	1,02,798
White moist	—	—	—	2,112	3,096	—	—	—	73,955	77,220
Coloured moist	—	—	—	5,609	6,104	—	—	—	2,19,340	1,40,375
Painters' materials (other than paints and colours)—										
Turpentine—										
Genuine Tur- pentine	647	405	764	587	269	27,858	16,198	23,781	18,265	10,234
Turpentine sub- stitute	248	159	124	245	169	3,368	4,024	2,663	4,877	3,318
Varnish †	4,467	4,458	5,061	—	—	2,46,412	2,40,050	2,62,297	—	—
Enamels	—	—	—	1,352	632	—	—	—	1,10,618	72,500
Lacquers	—	—	—	4	34	—	—	—	681	4,153
Other kinds	—	—	—	3,596	3,084	—	—	—	1,75,303	1,59,325
Other kinds of paint- ers materials . Value	—	—	—	—	—	58,672	61,008	64,667	58,160	44,206
Total of Paints and Painters' materials . .	—	—	—	—	—	13,27,331	12,72,817	12,45,315	9,66,078	8,36,583
Paper and Pasteboard—										
Paper—										
Packing paper . Cwts.	20,184	15,861	20,937	19,171	13,119	3,53,536	2,73,857	3,40,124	2,10,346	1,95,008
Printing paper—										
News printing { Protected Not pro- tected	506	8,796
Othersorts { Protected Not pro- tected	23,972	30,543	33,660	33,648	21,029	5,24,493	5,27,571	7,45,581	6,63,735	3,95,611
Writing paper and envelopes—										
Writing paper in large sheets—										
Protected { Reams Cwts.	243,869	257,254	206,253	162,161	121,225	7,80,095	8,60,161	7,22,006	6,43,810	4,49,641
Note and letter paper and envelopes. { Protected Not pro- tected	351	65	313	235	505	24,352	11,769	21,119	19,230	23,816
Envelopes im- ported sepa- rately. { Protected Not pro- tected	802	854	795	797	607	52,260	55,712	52,511	46,818	35,593
Old Newspaper in bales and bags . Cwts.	58,814	75,017	78,260	62,291	87,627	3,27,288	4,32,903	4,03,310	2,90,364	3,33,108
Other kinds of paper	0,109	11,990	17,099	13,276	11,165	3,96,503	5,23,733	6,41,973	4,48,226	3,93,170
Paper manufactures	1,282	791	469	593	495	98,240	70,220	45,073	52,397	35,307
Pasteboard, mill- board, and cardboard of all kinds—										
Straw board	23,525	21,690	19,589	22,213	12,165	1,62,441	1,51,075	1,33,103	1,51,293	72,968
Other kinds	9,885	15,643	10,921	11,422	9,591	1,97,390	3,19,607	2,01,315	1,97,391	1,29,764
Manufactures of paste- board, millboard and cardboard	3,082	4,396	4,339	1,339	5,119	1,28,368	2,16,923	1,78,951	59,019	2,20,643
Total of Paper and Pasteboard Value	—	—	—	—	—	38,46,777	47,50,052	49,63,696	49,52,821	35,64,681

* Separately shown from 1930-31.
† Sub-divided from 1930-31.

TRADE AT CHIEF PORT
FORT ST. GEORGE

(162)

No. 12—continued

IMPORTS—continued

PRINCIPAL AND OTHER ARTICLES	QUANTITY					VALUE				
	1927-28	1928-29	1929-30	1930-31	1931-32	1927-28	1928-29	1929-30	1930-31	1931-32
MADRAS—continued						R	R	R	L	R
PORT ST. GEORGE—continued										
Polishes— Polishes and compositions for application to leather. Value	—	—	—	—	—	90,427	98,599	96,952	1,50,070	83,622
Polishes and compositions for application to metals	—	—	—	—	—	46,218	30,310	39,405	37,138	30,456
Wood Polish	—	—	—	—	—	10,686	11,883	23,242	19,500	7,625
Other Sorts	—	—	—	—	—	16,784	21,606	18,197	18,012	11,059
Total of Polishes	—	—	—	—	—	1,64,115	1,62,398	1,77,796	2,25,620	1,38,762
Precious Stones and Pearls, unset— Diamonds	—	—	—	—	—	11,40,435	11,57,248	13,38,953	10,08,848	3,64,028
Other precious stones	—	—	—	—	—	93,009	55,256	56,047	35,409	23,956
Pearls	—	—	—	—	—	571	360	900
Total of Precious stones and pearls unset	—	—	—	—	—	12,34,015	12,12,504	14,45,000	11,34,617	3,88,879
Printing and litho- graphing machi- nery and mate- rials (excluding paper)— Printing and lithograph- ing presses	—	—	—	—	—	3,54,881	3,54,413	3,36,556	1,49,209	3,51,712
Printing type Cwts.	445	374	129	226	46	77,748	64,962	24,825	40,350	10,545
Printers' and Litho- graphers' Ink Value	—	—	—	—	—	1,01,957	1,16,274	1,24,128	1,07,599	1,01,610
Other mate- rials	—	—	—	—	—	58,545	1,52,252	1,30,524	1,02,845	93,870
Total of Printing and Lithographing Machinery and Materials (excluding paper)	—	—	—	—	—	5,93,131	6,87,901	6,16,083	4,00,003	5,57,737
Provisions and Oli- man's stores— Bacon and hams	1,249	1,347	1,565	1,369	1,275	1,58,245	1,54,438	1,92,704	1,45,926	1,08,141
Biscuits and cakes	5,700	5,747	7,391	6,215	5,134	5,63,076	6,42,258	7,18,449	5,88,489	4,64,546
Butter including canned	45	157	316	405	530	7,800	24,506	42,258	62,984	87,557
Canned and bottled provisions (not speci- fied elsewhere)— Canned or Bottled fruits	2,416	3,301	3,301	3,022	2,927	1,19,058	1,75,829	1,44,138	1,30,045	95,619
Tinned or canned fish	1,104	1,800	1,340	1,773	1,211	80,033	1,06,061	91,411	90,359	66,452
Vegetable products (vegetable ghee, fat, etc.)	22,769	33,103	36,784	47,117	28,332	8,58,213	13,12,342	14,76,968	18,31,766	11,08,936
Others	10,454	13,879	13,408	12,875	14,692	4,30,113	6,09,849	6,19,077	6,30,175	5,01,614
Cheese (including canned)	1,111	1,295	1,130	1,143	1,106	1,13,194	1,42,042	1,23,100	1,13,350	1,06,942
Cocoa and choco- late	902	1,046	747	1,189	1,017	1,11,347	1,26,467	90,122	1,23,199	1,00,636
Confectionery	2,813	3,023	2,923	1,935	1,575	2,39,713	2,78,465	2,73,924	2,11,738	1,55,586
Farinaceous and patent foods— Farinaceous foods in bulk	44,168	53,036	25,966	20,407	21,253	5,11,788	5,82,430	3,12,068	2,22,757	2,09,053
Milk foods for infants and invalids (wholly or mainly milk)	3,180	3,767	3,685	3,169	2,528	6,55,966	7,61,736	8,18,842	6,65,921	5,64,944
Other sorts	5,424	5,668	5,927	6,112	5,435	4,11,973	4,58,007	5,73,807	6,20,834	5,40,331
Ghi	lbs. 4	..	15	100	10	2	..	1,161	6,017	560
Isinglass	19	17	15	20	13	5,307	4,897	4,544	7,355	3,547
Jams and jellies	1,948	2,260	1,375	1,919	1,021	96,230	1,12,651	94,480	79,351	81,347
Lard	2	6	8	1	5	200	398	788	75	406
Milk, condensed and preserved (including milk cream)	6,360	3,405	10,435	11,431	10,305	4,30,071	5,21,603	5,65,724	5,61,316	4,50,591
Pickles, chutnies, sauces and condi- ments	457	733	522	290	261	57,134	57,465	58,891	26,171	26,877
Vinegar (excluding bottled vinegar) Gals.	2,550	3,807	3,325	3,720	3,407	3,869	5,910	3,903	4,498	3,995
All other kinds Cwts.	6,180	10,223	10,628	7,738	4,245	1,35,302	2,02,275	1,95,887	1,58,601	97,453
Total of Provisions, etc. Value	—	—	—	—	—	49,33,632	62,80,484	64,07,336	61,85,977	47,84,138

No. 12—continued

IMPORTS—continued

PRINCIPAL AND OTHER ARTICLES	QUANTITY					VALUE				
	1927-28	1928-29	1929-30	1930-31	1931-32	1927-28	1928-29	1929-30	1930-31	1931-32
ADRAS—continued						R	R	R	R	R
FORT ST. GEORGE—continued										
Railway plant and rolling-stock—										
Imported direct by State Railways working under Company's management—										
Carriages and parts thereof . . . Value	—	—	—	—	—	37,72,700	—	—	—	—
Wagons and parts thereof . . . "	—	—	—	—	—	8,58,102	—	—	—	—
Locomotive engines and tenders and parts thereof . . . "	—	—	—	—	—	21,18,202	—	—	—	—
Sleepers and keys of steel or iron Tons	14,230	—	—	—	—	20,48,366	—	—	—	—
Sleepers of wood . . . "	368	—	—	—	—	42,978	—	—	—	—
Other kinds of materials . . . "	2,587	—	—	—	—	6,80,933	—	—	—	—
Total of Imports direct by State Railways . . . Value	—	—	—	—	—	1,05,15,468	—	—	—	—
Imported by other Railways or by contractors or merchants—										
Carriages and parts thereof . . . "	—	—	—	—	—	1,15,095	—	—	—	—
Wagons and parts thereof . . . "	—	—	—	—	—	88,861	—	—	—	—
Locomotive engines and tenders and parts thereof . . . "	—	—	—	—	—	1,32,503	—	—	—	—
Materials for construction—										
Sleepers and keys of steel or iron Tons	65	—	—	—	—	7,598	—	—	—	—
Other kinds of materials . . . "	167	—	—	—	—	67,088	—	—	—	—
Total of imports by other Railways or by contractor or merchants . . . Value	—	—	—	—	—	3,61,095	—	—	—	—
Total of Railway plant and rolling stock . . . "	—	—	—	—	—	1,08,76,563	—	—	—	—

* Discontinued from 1928-29.

TRADE AT CHIEF PORT
FORT ST. GEORGE

(164)

No. 12—continued

IMPORTS—continued

PRINCIPAL AND OTHER ARTICLES	QUANTITY					VALUE				
	1927-28	1928-29	1929-30	1930-31	1931-32	1927-28	1928-29	1929-30	1930-31	1931-32
						R	R	R	R	R
MADRAS—continued										
FORT ST. GEORGE—continued										
Rubber—										
Manufactures—										
Pneumatic motor covers No.	72,481	87,744	95,466	68,551	61,180	80,85,326	86,17,521	48,94,199	80,27,114	22,15,764
“ “ tubes “	73,212	88,802	88,692	58,811	55,384	5,46,352	6,78,984	6,64,103	4,47,767	3,81,512
Pneumatic motor cycle covers “	1,991	1,788	1,116	1,087	1,868	27,754	43,696	15,605	10,155	24,547
Pneumatic motor cycle tubes “	5,846	1,942	1,873	1,973	2,758	16,802	7,761	3,836	5,615	7,158
Pneumatic cycle covers “	98,881	129,780	188,515	129,885	217,356	1,72,605	2,52,676	3,10,551	2,10,116	3,11,475
Pneumatic cycle tubes “	121,506	120,020	186,727	142,162	208,604	1,37,821	1,46,361	1,99,220	1,33,853	1,71,441
Solid rubber tyres for motor vehicles “	489	263	422	841	167	56,557	32,622	45,689	59,275	13,109
Other manufactures (except apparel and boots and shoes) Value	—	—	—	—	—	1,27,987	1,17,025	1,40,610	1,49,858	1,23,751
Total of Rubber “	—	—	—	—	—	41,70,704	47,96,076	57,78,813	40,49,253	32,98,748

No. 12—continued

IMPORTS—continued

PRINCIPAL AND OTHER ARTICLES	QUANTITY					VALUE				
	1927-28	1928-29	1929-30	1930-31	1931-32	1927-28	1928-29	1929-30	1930-31	1931-32
MADRAS—continued						R	R	R	R	R
FORT ST. GEORGE—continued										
Soap—										
Household and laundry a soap in bars or tablets Cwts.	12,649	14,768	14,344	12,207	8,588	4,86,299	5,65,299	5,64,094	4,89,215	2,70,680
Toilet soap "	7,224	8,712	10,042	8,577	7,036	3,46,552	10,07,828	10,67,515	8,80,840	6,07,609
Other sorts "	778	997	757	589	608	84,771	89,344	34,737	33,988	21,651
Total of Soap "	20,651	24,477	25,043	21,973	16,177	13,97,622	16,12,471	16,66,346	14,04,083	8,99,940
Spices—										
Betelnuts "	16,751	14,017	4,860	3,846	3,286	4,79,823	3,94,969	1,31,138	87,932	72,324
Cardamoms "	672	354	840	536	391	49,230	28,706	63,924	37,670	23,841
Cassia "	2,920	5,297	5,720	3,515	5,216	60,065	1,04,937	96,430	48,720	70,402
Cloves "	551	17	229	131	250	30,766	1,404	14,029	9,600	12,263
Nutmogs "	427	476	448	417	508	36,078	44,565	38,446	23,512	24,557
Pepper "	493	345	187	334	180	36,061	30,767	19,503	27,897	12,243
Other sorts "	282	200	313	236	278	39,661	40,194	61,123	39,921	38,654
Total of Spices "	22,046	20,706	12,592	9,045	10,104	7,31,679	6,45,542	4,14,592	2,80,261	2,54,294
Starch and Farina—										
Starch "	1,317	1,743	1,406	1,706	1,622	16,931	22,156	24,894	33,211	18,638
Farina and potato flour "	1,908	1,112	1,638	1,091	774	24,377	15,992	17,051	6,190	6,878
Sago flour (a) "	—	—	29,232	29,937	26,500	—	—	2,39,667	2,14,063	1,48,552
Total Starch and Farina "	3,125	2,855	32,226	32,784	28,896	41,368	38,178	2,81,612	2,43,464	1,78,618
Stationery (excluding paper)—										
Pencils (excluding slate pencils) Dozens	444,752	753,499	523,997	340,294	304,221	1,12,455	1,95,000	1,59,239	1,09,013	75,638
Other sorts { Protected Cwts.	709	763	1,016	620	699	87,953	90,070	1,04,764	76,626	88,016
{ Not protected Value	—	—	—	—	—	8,79,235	10,15,332	11,71,352	9,47,178	7,37,277
Total of Stationery "	—	—	—	—	—	10,79,693	13,00,302	14,35,905	11,32,817	9,01,831
Sugar—										
16 Dutch Standard and above (b) . Tons	26,781	37,215	59,227	—	—	54,51,625	76,32,489	95,30,895	—	—
Sugar, 23 D.S. and above "	—	—	—	40,544	30,117	—	—	—	49,34,122	36,15,379
Sugar, below 23 D. S. but not below 16 D. S. "	—	—	—	85	15	—	—	—	14,516	1,676
15 Dutch Standard and below "	88	51	573	236	61	23,600	8,639	73,533	25,697	7,549
Molasses "	1,909	1,866	2,160	4,679	919	1,03,638	83,735	1,30,483	3,16,656	64,510
Total of Sugar Tons	28,778	39,132	63,019	45,544	31,112	55,78,873	77,14,904	97,34,965	52,90,391	36,89,114
Tallow and Stearine, etc.—										
Grease Cwts.	1,160	347	324	227	174	22,877	6,566	9,961	4,046	3,634
Othersorts "	1,399	2,231	2,109	4,006	4,456	43,740	73,330	68,033	1,05,626	74,147
Total of Tallow and Stearine "	2,559	2,578	2,433	4,233	4,630	66,617	79,896	78,043	1,09,672	77,781

(a) Shown separately from 1929-30;

(b) Subdivided from 1930-31.

TRADE AT CHIEF PORT
FORT ST. GEORGE

(166)

No. 12—continued
IMPORTS—continued

PRINCIPAL AND OTHER ARTICLES	QUANTITY					VALUE				
	1927-28	1928-29	1929-30	1930-31	1931-32	1927-28	1928-29	1929-30	1930-31	1931-32
MADRAS—continued FORT ST. GEORGE—continued Tea—						R	R	R	R	R
Black Tea—chest, entire or in sections— Of iron or steel or other metal Value	15,807	107,842	261,610	73,117	28,333	8,876	76,826	1,64,083	47,034	16,718
Of wood "	—	—	—	—	—	46,830	35,099	14,284
Total of Tea—chests, etc. "	—	—	—	—	—	88,328	41,757	28,317	10,455	34,638
Telegraphs— Materials for construction and accessories (excluding electrical) "	—	—	—	—	—	1,35,158	76,856	28,317	10,455	48,928
Textiles— Cotton— Raw Tons	67	71	65,460	59,789
Twist and yarn— Grey (unbleached)— Nos. 1 to 30 Lbs.	5,902	..	7,800	10,437	126,261	7,814	..	8,112	8,690	60,487
.. 31 to 40 "	822,914	2,039,924	2,480,916	2,105,558	1,091,912	8,24,808	24,01,832	26,77,918	18,23,616	7,63,968
.. 41 to 50 "	96,235	71,892	70,305	52,145	87,535	1,63,581	1,21,579	1,04,845	67,722	89,026
.. 51 to 60 "	2,548,560	3,010,740	2,846,575	1,286,749	2,382,046	40,00,776	49,21,967	44,42,519	15,85,055	24,19,976
.. 61 to 100 "	308,895	388,980	427,145	210,225	421,190	6,65,432	8,76,281	8,74,191	3,24,356	5,29,866
Above No. 100 "	35,825	55,075	66,525	33,085	9,615	1,13,375	1,89,398	2,01,839	99,395	20,661
Twofolds doubles . "	7,000	38,052	281	9,021	46,313	681
Total Grey (unbleached) "	3,825,331	5,604,668	5,879,547	3,698,249	4,118,559	67,89,807	85,57,420	83,10,105	39,08,834	1,38,84,044
White (bleached)— Nos. 1 to 30 "	3,900	1,200	5,092	1,370
.. 31 to 40 "	992,405	1,015,940	1,415,993	857,148	932,595	12,19,006	13,09,442	17,99,898	8,59,142	7,67,902
.. 41 to 50 "	..	5,528	6,685
Above No. 50 "	897,352	989,895	1,113,485	753,491	504,381	17,63,514	19,21,181	20,44,063	11,24,617	6,15,086
White twofolds doubles . "	19,500	71,640	137,678	125,104	50,400	24,617	1,07,619	1,85,649	1,51,214	46,903
Total White (bleached) "	1,913,157	2,083,793	2,667,156	1,735,743	1,487,376	30,12,229	33,46,297	40,29,610	21,34,978	14,29,891
Coloured— Nos. 1 to 20 "	41	40
.. 31 to 40 "	966,584	616,493	956,843	355,746	234,246	14,08,497	2,55,090	13,72,542	4,76,318	2,70,442
.. 41 to 50 "	..	2,000	2,000	14,505	5,360	..	3,059	2,525	24,124	5,989
Above No. 50 "	406,070	311,516	262,911	149,433	97,350	10,24,111	4,86,211	5,79,325	2,94,288	1,52,465
Coloured (twofolds doubles) . "	16,400	22,280	13,800	30,437	36,249	24,024
Total Coloured . "	1,389,054	852,279	1,235,554	519,984	336,997	24,58,045	13,80,609	19,78,916	7,94,725	4,23,986
Merrowed cotton yarn— Above No. 50 . "	1,104	3,900	2,947	7,398
Twofolds (doubles) "	14,360	101,802	209,348	388,911	219,010	39,640	2,09,942	3,97,366	6,13,214	3,24,451
Total . "	15,464	105,702	209,348	388,911	219,010	42,587	2,17,885	3,97,366	6,13,214	3,24,451
Unspecified descriptions of Twist and Yarn . "	10,067	9,847
Total of Twist and Yarn . "	7,153,078	8,646,347	9,991,605	6,842,887	6,161,942	1,13,12,515	1,35,02,161	1,47,15,997	74,51,746	60,67,322
Manufactures— Canvas Yards	21,130	34,613	7,602	12,402	14,045	33,299	60,938	12,165	16,587	23,156
Hosiery— Stockings and socks Dozen pairs	13,343	12,829	17,254	10,743	4,476	42,074	32,312	31,594	17,768	5,868
Underwear Dozens	1,005	1,424	960	100	..	7,573	6,324	5,698	404	..
Other sorts Value	—	—	—	—	—	29,687	15,270	33,083	17,319	18,376
Total of Hosiery . "	—	—	—	—	—	79,334	54,406	70,875	35,491	24,244
Lace and Patent net Yards Piece goods—	64,311	46,373	52,294	84,652	75,944	36,919	29,219	31,503	43,573	36,228
Grey (unbleached)— Plain Grey— Dhulis, Saris and Scarves . "	241,410	10,804	156,403	70,701	2,486	22,376
Drills and Jeans . "	166,034	115,791	150,443	35,928	24,082	59,948	39,932	49,442	10,023	6,771
Jaconets including Madapollams, Mulls, and Cambrics . "	14,317,390	17,874,336	16,026,197	9,643,427	9,756,469	46,96,919	56,70,106	43,83,900	24,25,051	20,41,589
Longcloth and Shirts— lugs . "	5,880,808	3,781,996	9,604,079	15,525,539	13,535,376	16,91,976	11,50,039	23,39,217	29,10,556	21,96,536
Other kinds . "	140,544	192,681	406,983	455,493	500,589	41,389	49,208	92,741	31,544	67,800
Total of Plain Grey . "	20,752,192	21,964,804	26,197,702	25,071,256	23,972,979	65,60,933	69,09,285	73,65,300	54,29,660	43,35,072

No. 12—continued
IMPORTS—continued

PRINCIPAL AND OTHER ARTICLES	QUANTITY					VALUE				
	1927-28	1928-29	1929-30	1930-31	1931-32	1927-28	1928-29	1929-30	1930-31	1931-32
MADRAS—continued						R	R	R	R	R
FORT ST. GEORGE—continued										
Textiles—continued										
Cotton—contd.										
Manufactures—continued										
Piece goods—contd.										
Grey (unbleached)—continued										
Bordered Grey—										
Dhutis, Saris and Scarves . . . Yards	6,749,223	9,796,995	13,702,058	7,053,740	2,938,746	20,31,228	27,17,873	35,74,223	14,05,634	5,29,797
Jaconets including Madapollams, Mulls and Cambrics . . . "	24,000	20,790	7,191	8,374	..
Other kinds . . . "	1,000	700
Total of Bordered Grey . . . "	6,750,223	9,796,995	13,726,058	7,074,530	2,938,746	20,31,928	27,17,873	35,81,414	14,14,008	5,29,797
Total of Grey (unbleached) Plain and Bordered . . . "	27,502,415	31,761,799	39,913,760	32,745,786	26,961,725	85,92,861	96,27,158	1,09,46,714	68,43,665	48,61,869
White (bleached)—										
Checks, Spots and Stripes . . . "	114,346	71,137	138,229	176,978	112,507	67,302	38,271	59,123	55,087	32,438
Dhutis, Saris, and Scarves . . . "	4,345,639	5,933,818	8,635,526	4,417,431	1,237,763	15,24,092	20,67,800	30,82,741	12,10,661	3,25,407
Drills and Jeans . . . "	23,200	10,296	52,462	371,875	1,376,739	14,566	11,476	23,625	67,108	2,72,177
Jaconets, Madapollams, Mulls, Cambrics, and Muslins . . . "	769,275	1,125,424	1,322,533	568,274	447,705	2,26,515	2,94,348	4,28,432	1,83,842	82,216
Lawns . . . "	24,976	47,368	93,975	10,134	10,547	9,201	16,637	15,099	3,491	2,470
Longcloths and shirtings . . . "	305,300	454,235	641,434	796,705	948,318	1,16,445	1,64,671	2,01,368	2,10,680	1,91,695
Mulls . . . "	15,583,532	20,622,976	24,561,626	16,040,199	17,323,438	59,27,676	77,59,339	98,23,106	46,38,316	41,89,125
Nainsooks . . . "	3,138,321	2,519,327	2,441,581	1,625,155	1,325,857	6,44,091	6,70,237	6,11,848	3,24,413	2,02,341
Twills . . . "	282,224	917,741	981,787	829,546	416,728	1,12,642	3,97,106	3,99,071	3,01,339	88,266
Other kinds . . . "	264,987	20,171	36,707	354,071	744,434	83,724	15,611	22,975	97,870	2,01,641
Total of White (bleached) . . . "	24,846,350	31,723,093	38,905,910	25,190,368	23,994,136	87,31,254	1,14,35,546	1,41,66,388	70,92,857	55,88,076
Coloured, printed, or dyed—										
Printed goods—										
Cambrics, including Madapollams, Muslins, Mulls and Jaconets . . . "	378,851	298,073	509,140	57,257	349	1,23,514	1,01,593	1,51,796	20,335	289
Checks, Spots and Stripes . . . "	675,086	360,103	177,896	64,286	47,263	3,14,457	1,67,499	81,703	23,782	7,333
Drills and Jeans . . . "	606,600	1,145,815	901,106	251,312	14,829	2,12,130	4,10,197	2,80,594	72,213	4,281
Prints and Chintz . . . "	3,906,945	4,529,250	2,542,851	739,931	45,070	13,54,118	14,66,692	8,33,661	2,36,446	12,986
Saris and Scarves . . . "	479,926	300,596	412,544	57,685	..	1,77,358	1,63,163	2,07,247	20,312	..
Sateens . . . "	94,456	590,043	621	330	..	45,918	2,59,327	424	223	..
Shirtings . . . "	231,146	601,068	233,555	124,273	..	73,058	1,81,230	80,637	34,964	..
Twills . . . "	46,630	60,982	23,254	11,494	..	15,939	20,509	7,163	3,532	..
Other kinds . . . "	23,282	2,954	12,234	35,442	3,038	14,540	2,166	9,435	15,613	2,385
Total of Printed Goods . . . "	6,442,952	7,879,889	4,863,044	1,382,410	110,549	23,36,082	27,72,916	16,52,650	4,32,420	27,174
Dyed goods—										
Cambrics, including Madapollams, Muslins, Mulls, and Jaconets . . . "	1,010,885	1,557,096	1,945,690	1,977,494	1,633,213	3,25,548	5,17,570	6,34,429	4,95,657	3,54,852
Checks, Spots and Stripes . . . "	180,421	264,908	370,337	435,205	231,111	83,607	1,44,629	1,83,237	1,81,315	73,260
Drills and Jeans . . . "	223,538	519,950	440,067	935,589	371,453	85,726	1,96,694	1,28,018	2,44,446	1,20,124
Flannel and flannellets . . . "	1,579	1,159	124,400	23,320	10	917	644	32,746	5,173	45
Italian Cloth and sateens . . . "	200,372	84,977	498,954	351,850	133,369	93,091	39,755	2,04,288	1,27,598	34,770
Prints and Chintz . . . "	545,104	63,727	3,919,543	1,735,533	1,117,596	1,90,728	22,336	11,57,030	5,23,224	2,37,444
Saris and Scarves . . . "	2,415,508	2,435,104	3,051,627	2,145,999	323,312	10,05,722	8,89,956	11,13,533	6,67,096	72,093
Shirtings . . . "	514,322	761,632	1,120,277	814,352	894,740	1,49,423	2,06,165	2,62,729	1,37,331	1,23,752
Twills . . . "	45,274	237,652	137,785	186,700	143,008	27,697	81,243	59,583	62,564	70,977
Other kinds . . . "	457,471	478,313	805,573	607,157	332,716	2,56,760	2,71,891	4,30,917	2,33,425	1,56,517
Total of Dyed Goods . . . "	5,594,474	6,464,618	12,414,653	9,114,199	5,230,533	22,19,224	23,70,233	42,10,565	26,52,829	12,43,639

TRADE AT CHIEF PORT
FORT ST. GEORGE

(168)

No. 12—continued

IMPORTS—continued

PRINCIPAL AND OTHER ARTICLES	QUANTITY					VALUE				
	1927-28	1928-29	1929-30	1930-31	1931-32	1927-28	1928-29	1929-30	1930-31	1931-32
MADRAS—continued						R	R	R	R	R
FORT ST. GEORGE—continued										
Textiles—continued										
Cotton—continued										
Manufactures—continued										
Piece goods—continued										
Coloured; printed or dyed—continued										
Woven coloured Goods—										
Cambrics, including Madras, Mulls and Jaconets . . . Yards	2,501	88	160	61,231	12,000	1,048	70	188	14,081	2,253
Checks, Spots and Stripes . . . "	524	5,887	20,364	32,028	10,260	722	3,870	13,045	16,245	5,945
Dhutis . . . "	17,635	6,088	5,980	4,984	1,714	2,187
Saris and Scarves . . . "	42,760	..	12,591	86,782	27,951	16,977	..	4,484	25,002	6,568
Shirtings . . . "	12,000	242	1,989	14,518	7,130	2,220	220	1,384	4,387	1,540
Other kinds . . . "	21,680	18,799	20,639	23,100	6,667	23,186	15,208	15,827	14,919	5,098
Total of Woven coloured goods . . . "	97,100	19,966	55,698	223,747	69,988	40,087	19,518	34,879	76,348	23,891
Total of Woven coloured, Printed, or Dyed . . . "	12,184,526	14,354,878	17,833,390	10,720,356	5,461,125	46,04,843	51,62,717	58,98,094	31,91,597	12,94,604
Fents of all descriptions . . . "	11,858	7,886	58,188	98,865	17,194	5,376	7,757	16,024	20,954	4,481
Total of Piece-goods . . . "	64,495,149	77,848,651	96,206,143	63,755,375	56,434,180	2,10,33,834	2,62,33,178	3,10,27,230	1,71,49,076	1,17,62,080
Rope . . . Lbs.	7,770	18,608	17,789	24,044	23,839	7,731	20,915	19,104	23,270	19,071
Thread, sewing . . . "	134,508	165,576	186,582	166,784	208,048	4,91,286	5,03,845	5,95,823	4,86,940	5,14,451
Other sorts of manufactures . . . Value	—	—	—	—	—	1,83,332	1,86,700	1,84,250	1,39,094	95,717
Total of Cotton manufactures (other than piece goods) . . . "	—	—	—	—	—	8,37,661	8,55,628	9,13,220	7,44,960	7,12,807
Total of Cotton Goods (excluding Twist and Yarn) . . . "	—	—	—	—	—	2,27,71,395	2,70,88,701	3,19,40,500	1,78,94,036	1,24,64,897
Other kinds of cotton (Textiles) . . . "	—	—	—	—	—	..	2,865
Total of Cotton Textiles . . . "	—	—	—	—	—	3,40,83,910	4,05,93,727	4,66,56,497	2,54,11,242	1,85,92,008
Flax—										
Canvas . . . Yards	26,656	15,931	23,367	10,487	17,971	51,230	32,150	53,497	16,316	20,551
Piece goods . . . "	17,974	10,325	9,527	6,007	9,027	17,261	11,910	9,798	6,682	9,150
Thread, sewing . . . Lbs.	8,129	10,683	23,431	9,127	11,042	23,871	24,843	36,028	19,139	18,910
Other sorts . . . Value	—	—	—	—	—	36,650	78,340	39,804	12,485	11,911
Total of Flax . . . "	—	—	—	—	—	1,26,012	1,42,248	1,38,927	55,072	60,522
Haberdashery and Millinery—										
Lace and Embroidery . . . "	—	—	—	—	—	19,768	27,968	4,380	8,530	4,250
Towels not in the piece . . . No.	6,908	12,403	66,536	80,474	612	1,542	5,796	14,324	13,355	553
Other sorts . . . Value	—	—	—	—	—	2,89,920	3,44,187	3,59,631	2,61,931	2,00,188
Total of Haberdashery and Millinery . . . "	—	—	—	—	—	3,11,230	3,77,946	3,78,835	2,78,816	2,04,991
Hemp—										
Manufactures (excluding Cordage) . . . "	—	—	—	—	—	496	8,271	7,828	758	45
Jute—										
Canvas . . . Yards	2,919	7,707	155	2,436	1,982	5,300	17,989	248	1,433	2,862
Gunny bags . . . No.	19,525	34,533	340	13,244	20,827	7,971	7,312	247	2,730	3,954
Other kinds . . . Value	—	—	—	—	—	54,072	35,058	33,715	15,827	13,500
Total of Jute . . . "	—	—	—	—	—	67,343	60,259	34,205	19,990	10,836

No. 12—continued

IMPORTS—continued

PRINCIPAL AND OTHER ARTICLES	QUANTITY					VALUE				
	1927-28	1928-29	1929-30	1930-31	1931-32	1927-28	1928-29	1929-30	1930-31	1931-32
(ADRS—continued FORT ST. GEORGE—continued Textiles—concluded)						R	R	R	R	R
Silk—										
Raw Lbs.	12,556	23,139	42,257	63,194	123,703	72,659	1,30,000	2,23,211	2,63,291	4,87,558
Manufactures—										
Silk yarn, nolls and warps "	914	28	550	..	22	2,513	244	4,235	11	231
Goods of silk (mixed with other materials) "	28,422	27,729	33,748	71,184	496,492	35,673	89,139	41,997	50,514	2,21,025
Silk piece goods Yards	28,323	160,150	190,300	7,17,242	702,562	62,044	3,15,192	3,01,604	5,92,644	5,59,063
Other sorts Value	—	—	—	—	—	86,845	32,307	42,693	14,797	10,686
Total of Silk "	—	—	—	—	—	2,09,534	5,16,972	6,13,730	9,47,257	13,09,163
Wool—										
Yarn and knitting wool Lbs.	28,912	44,250	—	—	—	1,16,012	1,65,020	—	—	—
Worsted yarn for weaving (a) "	—	—	924	568	6,789	—	—	2,305	1,243	16,590
Knitting wool (a) "	—	—	54,277	80,727	26,428	—	—	1,98,120	1,07,672	74,004
Total Yarn and knitting wool "	28,912	44,250	55,201	81,295	33,167	1,16,012	1,65,020	2,00,425	1,08,881	90,594
Manufactures—										
Blankets "	25,707	55,633	75,760	20,165	44,231	25,854	75,240	1,04,790	36,026	44,579
Carpets and rugs "	18,937	4,586	24,635	8,002	8,525	45,057	11,266	40,942	12,408	24,144
Hosiery "	3,950	3,440	3,440	5,220	4,450	22,898	22,979	16,876	17,676	15,157
Piece goods Yards	81,346	116,812	104,184	72,920	37,625	2,28,951	2,37,746	2,51,974	1,41,815	73,846
Shawls No.	16,038	29,659	16,845	18,073	30,224	89,760	1,72,147	85,324	31,058	1,04,763
Other sorts Value	—	—	—	—	—	37,093	16,929	44,660	7,351	7,016
Total of Wool "	—	—	—	—	—	5,65,364	7,01,336	7,44,991	4,05,713	3,60,399
Artificial silk—										
Artificial silk yarn Lbs.	881,376	1,521,537	2,075,103	2,220,001	2,131,637	17,08,319	26,74,905	28,08,732	25,11,169	21,15,273
Piece-goods of cotton and artificial silk (b) Yards	89,531	101,058	399,615	385,436†	—	10,184	91,665	2,65,245	1,00,560†	—
Piece-goods made entirely of artificial silk "	—	—	—	2,469,101*	4,621,606	—	—	—	8,06,040*	14,14,440
Piece-goods made of cotton and artificial silk "	—	—	—	80,691*	359,078	—	—	—	45,720*	1,79,558
Total piece-goods of cotton and arti- ficial silk "	89,531	1,01,058	399,615	2,964,228	4,980,744	90,184	91,665	2,65,245	11,32,349	15,93,998
Other sorts Value	—	—	—	—	—	21,449	22,494	30,785	27,865	30,414
Total of artificial silk "	—	—	—	—	—	18,19,952	27,89,065	31,04,762	36,71,333	37,39,685
Other textiles—										
Manufactured "	—	—	—	—	—	5,303	12,375	12,447	8,436	5,044
Total of Textiles "	—	—	—	—	—	3,71,92,144	4,53,02,204	5,16,92,222	3,07,98,697	2,42,91,693
Tobacco—										
Unmanufactured										
Manufactured—										
Cigars "	142	641	144	..	3	458	2,646	513	..	13
Cigarettes ‡ (No. { Lbs.	341,935	393,158	542,836	171,448,423 { 421,261	30,781,345 { 74,307	13,87,713	16,99,433	21,41,037	17,19,041	3,13,176
Other sorts "	18,398	17,943	20,376	17,767	12,922	95,130	92,022	90,066	88,592	63,861
Total of Tobacco Lbs.	2,393,056	4,006,067	6,135,733	1,646,726	1,779,453	32,61,133	47,88,735	44,92,719	28,97,535	23,18,761
Toilet requisites (not specified elsewhere) Value	—	—	—	—	—	5,23,394	6,01,965	7,26,971	6,07,954	4,39,566
Toys and requi- sites for games and sports (in- cluding fishing tackle)—										
Toys "	—	—	—	—	—	2,02,765	2,40,169	3,02,168	1,04,966	1,20,593
Requisites for games and sports (exclud- ing firearms, etc.)—										
Playing cards "	—	—	—	—	—	1,94,624	2,40,830	2,15,865	2,36,851	2,06,429
Other sorts "	—	—	—	—	—	63,760	77,505	71,554	62,085	36,660
Total of Toys, etc. "	—	—	—	—	—	4,61,149	5,58,504	5,90,587	4,63,882	3,63,685
Umbrellas, and Umbrella fit- tings—										
Umbrellas com- plete, including parasols and sunshades No.	7,926	5,364	2,874	3,108	3,090	21,759	10,895	7,750	8,236	5,920
Umbrella fittings Value	—	—	—	—	—	3,585	8,509	20,410	57,963	72,900
Total of Umbrellas, etc. "	—	—	—	—	—	25,344	19,404	28,160	66,249	78,820

(a) Shown separately from 1 629-30.

(b) Subdivided from 1930-31.

* Figures for seven months from September 1930.

† Figures for five months from April 1930.

‡ Quantity shown in number from 1930-31.

TRADE AT CHIEF PORT
FORT ST. GEORGE

(170)

No. 12—continued

IMPORTS—continued

PRINCIPAL AND OTHER ARTICLES	QUANTITY					VALUE				
	1927-28	1928-29	1929-30	1930-31	1931-32	1927-28	1928-29	1929-30	1930-31	1931-32
MADRAS—continued						R	R	R	R	R
FORT ST. GEORGE—continued										
Vehicles, excluding locomotives, etc., for railways—										
Carriages and carts not mechanically propelled and parts thereof (excluding railway carriages, trucks, etc.)—										
Carriages and carts not mechanically propelled (excluding railway carriages, trucks, etc.)	Protected No.	57	251	116	100	4,722	21,014	42,232	7,500	..
	(Not protected,,	83	70	121	29	14	14,942	17,364	43,201	3,583
	Value	—	—	—	—	—	23,813	40,568	20,470	25,135
	(Not protected,,	—	—	—	—	—	12,140	52,448	61,392	29,138
Perambulators and children's go-carts	No.	631	724	822	669	885	19,095	20,027	21,791	14,908
Parts of perambulators and children's go-carts	Value	—	—	—	—	—	548	..	30	..
Total of Carriages and carts not mechanically propelled and parts thereof, etc.		—	—	—	—	—	80,260	1,51,421	1,94,636	80,354
Cycles (other than Motor Cycles) and parts thereof and accessories—										
Cycles imported entire or in sections	No.	14,153	18,165	16,167	8,410	5,160	5,79,205	6,70,419	6,26,303	3,22,695
Parts of cycles and accessories (excluding rubber tyres)	Value	—	—	—	—	—	9,07,793	10,00,136	10,46,668	6,15,805
Total of Cycles (other than Motor Cycles) and parts thereof and accessories,,		—	—	—	—	—	14,87,003	16,70,555	16,73,471	9,38,500
Mechanically propelled vehicles (excluding railway locomotives and tractors)—										
Air Craft	No.	2	2	13,625	18,292
Parts of air-craft	Value	—	—	—	—	—	—	500	3,315	3,942
Carriages and parts for railways*		—	—	—	—	—	—	10,24,685	9,09,515	16,47,043
Motor Cars (including taxi-cabs)	No.	2,420	2,029	2,426	1,559	806	55,72,927	63,54,620	55,63,911	33,31,303
Motor cycles (including scooters)		538	448	500	300	152	3,04,869	2,53,205	2,80,150	1,60,098
Motor omnibuses, motor vans and motor lorries—										
Imported with bodies		9	1	..	1	7	62,591	3,829	..	1,700
Chassis		1,196	1,934	1,434	1,222	116	21,09,240	36,09,876	23,11,344	22,97,360
Total of Motor Omnibuses, Motor Vans and Lorries,,		1,204	1,935	1,434	1,223	123	21,71,831	36,18,705	23,11,344	22,99,560
Wagons and parts for Railways*		—	—	—	—	—	—	4,93,473	10,67,498	3,75,353
Parts of mechanically propelled vehicles and accessories, other than of Aircraft (excluding rubber tyres)	Value	—	—	—	—	—	13,51,539	17,36,405	14,92,304	12,28,991
Total of mechanically propelled vehicles, etc.		—	—	—	—	—	94,01,166	1,34,81,593	1,21,33,037	90,70,420
Ships, parts of (including Launches and boats)		—	—	—	—	—	511	916	1,100	9,926
Total of Vehicles excluding locomotives, etc., for Railways		—	—	—	—	—	1,09,68,940	1,53,04,485	1,40,02,244	1,00,99,200
Wood and Timber—										
Timber other than Railway sleepers—										
Deal and pine wood C.Tons		..	16	..	30	18	..	2,211	..	4,388
Jarrah wood		1,690	2,57,585	..
Teakwood		..	41	573	1,521	1,035	..	7,135	89,637	2,23,195
Sandal	Tons	31	Cwt. 1	..	112	..	7,736	74	..	1,504

* Recorded under "Railway plant, etc." prior to 1928-29.

No. 12—continued
IMPORTS—continued

PRINCIPAL AND OTHER ARTICLES	QUANTITY					VALUE				
	1927-28	1928-29	1929-30	1930-31	1931-32	1927-28	1928-29	1929-30	1930-31	1931-32
MADRAS—continued						R	R	R	R	R
FORT ST. GEORGE—continued										
Wood and Timber—continued										
Other kinds of wood and timber	—	—	—	—	—	1,262	1,343	2,36,453	2,86,434	2,00,980
Manufactures of wood, other than Furniture and Cabinet-ware	—	—	—	—	—	3,01,545	3,70,081	6,18,635	3,30,088	1,49,142
* Total of Wood and Timber	—	—	—	—	—	3,10,543	3,89,844	12,02,360	8,45,612	5,49,793
Postal Articles not specified	—	—	—	—	—	37,60,723	35,04,409	34,05,744	32,03,384	28,65,747
All other Articles of Merchandise—										
Unmanufactured	—	—	—	—	—	1,06,304	1,80,881	72,044	67,338	72,429
Manufactured	—	—	—	—	—	10,31,971	12,85,977	10,65,959	10,22,343	7,88,961
Grand Total (exclusive of Government Stores)	—	—	—	—	—	18,62,65,349	20,75,05,371	21,10,87,310	15,58,25,648	11,48,84,032

GOVERNMENT STORES

PRINCIPAL AND OTHER ARTICLES	QUANTITY					VALUE				
	1927-28	1928-29	1929-30	1930-31	1931-32	1927-28	1928-29	1929-30	1930-31	1931-32
Apparel (including drapery, uniforms, accessories, but excluding hosiery)	—	—	—	—	—	R	R	R	R	R
Value	—	—	—	—	—	1,18,243	96,118	43,199	40,044	1,345
Arms and Ammunition, and Military stores—										
Firearms, and parts thereof	—	—	—	—	—	56,811	76,682	41,556	61,283	899
Othersorts	—	—	—	—	—	43,942	51,144	22,061	84,580	1,201
Total of Arms, etc.	—	—	—	—	—	1,00,753	1,27,776	63,617	1,45,863	2,100
Books printed, and printed matter (not being stationery), including maps and charts	—	—	—	—	—	5,003	9,257	17,765	19,247	20,171
Building and Engineering materials other than of Iron, Steel, or Wood	—	—	—	—	—	142	..	3,714	1,618	9,487
Chemicals	—	—	—	—	—	1,81,124	2,73,541	3,09,071	3,01,344	1,54,502
Coal and Coke	Tons	238	162	11,562	6,739
Drugs, Medicines, and Narcotics—										
Drugs—										
Cinchona bark	Lbs.	116,318	49,219	73,098	53,493
Quinine Salts	Value	—	—	—	—	13,832	5,716	24,481	10,774	..
Other sorts of drugs	..	—	—	—	—	20,980
Total of Drugs	..	—	—	—	—	86,930	59,208	24,481	10,774	20,980

TRADE AT CHIEF PORT
FORT ST. GEORGE

(172)

No. 12—continued
IMPORTS—continued

GOVERNMENT STORES—continued

PRINCIPAL AND OTHER ARTICLES	QUANTITY					VALUE				
	1927-28	1928-29	1929-30	1930-31	1931-32	1927-28	1928-29	1929-30	1930-31	1931-32
MADRAS—continued						R	R	R	R	R
Fort St. George—continued										
Drugs, Medicines and Narcotics—continued										
Medicines and Narcotics . . . Value	—	—	—	—	—	1,57,234	1,27,252	1,11,088	1,19,274	2,13,911
Total of Drugs, Medicines, and Narcotics . . . "	—	—	—	—	—	2,44,164	1,86,400	1,35,504	1,30,048	2,34,891
Earthenware and porcelain—										
Earthenware (including pipes) . . . "	—	—	—	—	—	6,255	10,854	1,852	2,074	5,155
Porcelain—										
Electrical . . . "	—	—	—	—	—	..	686	4,529	354	222
Other kinds . . . "	—	—	—	—	—	1,687	2,408	1,938	2,538	388
Total of Porcelain . . . "	—	—	—	—	—	1,687	3,044	6,512	2,887	560
Total of earthenware (including pipes and porcelain) . . . "	—	—	—	—	—	7,942	13,898	7,864	5,861	5,715
Glass and Glassware—										
Bottles and phials . . . Gross	775	881	671	1,029	1,617	31,841	25,408	26,795	32,614	59,743
Other glassware . . . Value	—	—	—	—	—	63,444	71,409	64,851	66,199	55,337
Total of Glass and Glassware . . . "	—	—	—	—	—	95,285	96,812	91,646	98,813	1,15,080
Hardware and Cutlery (including agricultural implements and plated ware) . . . "	—	—	—	—	—	67,722	1,01,194	1,27,302	1,47,777	1,8,417
Instruments, Apparatus and Appliances, and parts thereof—										
Musical . . . "	—	—	—	—	—	—	—	—	—	—
Photographic . . . "	—	—	—	—	—	2,550	5,916	1,582	1,704	1,770
Other kinds . . . "	—	—	—	—	—	8,709	20,526	25,174	48,013	57,624
Total of Instruments, etc. . . "	—	—	—	—	—	3,88,920	4,73,318	3,87,877	4,04,461	3,44,620
Leather—										
Unwrought . . . Cwts.	1	707	..
Manufactures—										
Other sorts (excluding boots and shoes) . . . Value	—	—	—	—	—	5,305	1,899	2,279	3,919	1,058
Total of Leather . . . "	—	—	—	—	—	5,305	1,899	2,279	4,625	1,058
Liquors—										
Spirit . . . Galls.	6	119
Machinery and Millwork—										
Steam Engines and parts (other than locomotives) . . . Value	—	—	—	—	—	2,62,693	2,41,778	81,701	58,725	2,762
Other sorts of machinery . . . "	—	—	—	—	—	1,08,550	2,44,761	5,19,758	1,92,134	7,48,266
Total of Machinery, etc. . . "	—	—	—	—	—	3,71,252	5,06,534	6,01,459	2,50,859	7,51,048
Metals and Ores—										
Brass, bronze, and similar alloys, and manufactures thereof—										
Wrought . . . Cwts.	10	20	58	1,019	936	2,699
Copper—										
Wrought . . . "	2	52	..	4,082	2,577	..
Iron—										
Manufactures—										
Bars and channel—protected Tons	2	..	1	309	..	152

No. 12—continued
IMPORTS—continued

GOVERNMENT STORES—continued

PRINCIPAL AND OTHER ARTICLES	QUANTITY					VALUE				
	1927-28	1928-29	1929-30	1930-31	1931-32	1927-28	1928-29	1929-30	1930-31	1931-32
MADRAS—continued						R	R	R	R	R
FORT ST. GEORGE—continued										
Metals and Ores—continued										
Steel—										
Bars and nails. { Protected Tons	2	28	Cwt. 2	469	3,031	30
{ Not protected "	Cwt. 1	61	20	344	6,211	1,751
Iron or Steel—										
Hoops and strips . "	1	199
Nails, screws, rivets, and washers (Not protected) "	Owt. 10	2	Cwt. 7	Cwt. 5	Cwt. 2	444	1,630	283	203	55
Rolls and fish plates of steel or iron— (Not protected) "	20	2,589	..
Protected . "	199	23,178	..
Sheets and plates (including galvanized and tinned plates) (Protected) . "	..	Owt. 5	5	69	11	..	65	2,548	15,896	1,015
Sleepers and keys of iron or steel for Railways (Not protected) "	..	82	..	65	8,280	..	3,243	..
Wire (Not protected) "	Owt. 8	16	..	72	7,950	..
Other manufactures of iron or steel { Protected "	664	8	84	53	2	90,372	1,038	11,474	15,048	..
{ Not protected "	Owt. 2	94	101	17	..	20	30,462	35,839	17,210	930
Total of Iron or Steel "	665	136	140	439	13	91,007	41,375	50,139	69,826	2,930
Lead—										
Wrought—										
Sheets, pipes, and tubes . Cwts.	314	384	154	326	43	7,236	7,009	3,117	3,853	662
Tin—										
Wrought (including plates and sheets not being tinned iron) . "	16
Zinc or Spelter, wrought or manufactured . "	52	29	..	4,329	1,843	..
Metals and Ores, unenumerated . "	2	6	7	2	7	990	3,292	3,458	756	3,928
Total of Metals and Ores . Tons	685	207	155	638	36	1,08,579	52,612	60,585	1,03,097	9,453
Paper and Pasteboard—										
Paper—										
Printing paper { Protected Cwts.	196	965	422	664	583	4,809	51,671	13,601	23,030	27,964
{ Not protected, "	896	6	4	12,549	130	240
Writing paper { Protected "	748	3	685	479	149	50,357	211	50,790	30,693	12,246
{ Not protected, "	101	596	6,216	44,027
Other kinds of paper . "	940	92	689	645	4,232	59,479	10,058	23,775	26,353	60,205
Total of Paper . "	1,985	1,657	2,752	1,794	4,965	1,20,861	1,06,147	1,10,715	86,518	1,20,455
Paste-board, mill-board, and card-board of all kinds . "	2,221	1,226	1,900	1,986	2,192	15,104	8,532	12,955	15,103	14,279
Total of Paper and Paste-board . "	4,206	2,883	4,652	3,780	7,157	1,36,065	1,14,749	1,23,670	1,00,621	1,34,734
Printing and litho-graphing materials (excluding paper) . Value	26,205	19,732	8,049	12,404	9,385

* Recorded under Railway plant, etc., prior to 1928-29.

TRADE AT CHIEF PORT
FORT ST. GEORGE

(174)

No. 12—continued
IMPORTS—concluded

GOVERNMENT STORES—concluded

PRINCIPAL AND OTHER ARTICLES	QUANTITY					VALUE				
	1927-28	1928-29	1929-30	1930-31	1931-32	1927-28	1928-29	1929-30	1930-31	1931-32
MADRAS—continued						R	R	R	R	R
FORT ST. GEORGE—continued										
Stationery (excluding paper)	—	—	—	—	—	..	737
{ Protected Value	—	—	—	—	—
{ Not protected ,,	—	—	—	—	—	5,31,280	78,027	68,503	53,964	41,91
Telegraphs, materials for construction of . . .	—	—	—	—	—	..	5,529	3,991	1,505	5,96
Textiles—										
Cotton—										
Manufactures—										
Piece goods—										
White (bleached) Yards	13,069	6,793	21,928	48	5,202	3,336	1,889	6,978	181	1,18
Coloured, printed, or dyed . . .	1,617,170	1,245,635	762,969	774,632	84,515	4,04,646	3,37,441	2,15,085	1,65,150	17,80
Other sorts of manufactures (including handkerchiefs and shawls in the piece) Value	—	—	—	—	—	38,863	16,062	7,450	14,743	18,00
Total of Cotton goods (excluding twist and yarn) . . .	—	—	—	—	—	4,47,345	3,55,392	2,29,513	1,80,074	32,60
Flax—										
Manufactures—										
Canvas . . . Yards	..	190	1,118	250	320	1,343	343	..
Piece goods . . .	21,684	..	62,690	64,024	..	15,538	..	33,534	28,727	..
Other sorts (including bags and sacks) Value	—	—	—	—	—	12,110	13,733	2,166	2,039	1,67
Total of Flax . . .	—	—	—	—	—	27,648	14,053	37,043	31,159	1,67
Wool—										
Manufactures—										
Piece goods . . . Yards	3,437	3,049	3,818	3,408	32	14,499	3,607	6,215	3,667	6
Othersorts . . . Lbs.	20	123
Total Value of Textiles	—	—	—	—	—	4,89,615	3,78,052	2,72,771	2,14,300	35,36
Vehicles (including locomotives, etc., for railways—										
Carriages and carts (excluding railway carriages and parts thereof)—Protected Value	—	—	—	—	—	..	3,034
Other kinds . . .	—	—	—	—	—	20,967	3,095	7,245	20,703	982
Total of Vehicles (excluding locomotives, etc.) . . .	—	—	—	—	—	20,967	11,129	7,245	20,703	982
All other articles—										
Unmanufactured . . .	—	—	—	—	—	670	30	1,130	1,454	1,454
Manufactured . . .	—	—	—	—	—	1,14,102	1,66,194	1,61,125	1,58,028	1,05,310
GRAND TOTAL OF GOVERNMENT STORES . . .	—	—	—	—	—	30,23,716	27,53,542	25,30,071	22,79,458	21,01,276

No. 12—continued

EXPORTS

INDIAN MERCHANDISE

PRINCIPAL AND OTHER ARTICLES	QUANTITY					VALUE				
	1927-28	1928-29	1929-30	1930-31	1931-32	1927-28	1928-29	1929-30	1930-31	1931-32
MADRAS—continued FORT ST. GEORGE—continued						R	R	R	R	R
Animals, living—										
Cattle (excepting sheep and goats) No.	751	207	83,050	20,720
Sheep and goats "	592	917	3,511	2,165	715	8,375	13,755	52,665	32,632	9,750
Other kinds "	71	15	483	264	3,076	11,680	4,000	34,850	16,533	5,330
Total of Animals, living "	1,414	1,139	3,974	2,429	3,701	1,03,105	38,475	87,515	49,170	15,080
Apparel (including drapery, uniforms, accoutrements, but excluding hosiery and boots and shoes) Value	—	—	—	—	—	13,761	2,651	4,084	4,089	4,280
Bones for manufacturing purposes Tons	1,003	1,000	1,058	720	..	1,03,904	1,03,530	1,18,155	72,910	..
Books, printed and printed matter Cwts.	785	891	1,150	742	649	1,19,680	1,30,160	1,74,419	1,20,949	90,018
Building and Engineering materials (other than of iron, steel, or wood) Value	—	—	—	—	—	9,30,566	7,34,908	7,71,568	5,35,996	3,50,318
Chemicals and chemical preparations "	—	—	—	—	—	3,45,990	3,75,194	2,79,967	1,19,499	1,07,593
Coffee Cwts.	685	299	110	14	459	66,007	26,899	10,111	886	34,480
Drugs and Medicines (excluding Chemicals and Narcotics)—										
Nux vomica "	5,221	6,545	7,744	1,753	2,607	29,179	39,335	53,337	12,939	15,650
Other sorts of drugs and medicines Value	—	—	—	—	—	89,594	57,790	45,707	40,555	34,792
Total of Drugs and Medicines "	—	—	—	—	—	1,18,773	97,125	99,094	53,494	50,451
Dyeing and Tanning substances—										
Indigo Cwts.	483	261	325	230	208	1,02,761	59,338	74,998	56,444	43,863
Turmeric "	1,469	4,198	5,662	2,825	1,829	18,891	67,911	83,900	37,948	25,097
Other sorts "	18,237	7,337	11,371	7,056	3,696	1,20,118	46,150	72,995	27,348	54,945
Total of Dyeing and Tanning substances "	20,189	11,796	17,358	10,120	10,733	2,41,770	1,73,399	2,31,893	1,21,740	1,23,905
Fibre for brushes and brooms Tons	277	215	449	558	470	1,33,590	1,03,105	2,00,800	2,51,890	1,80,040
Fish—										
Fishmaws and sharkfins Cwts.	1,297	843	724	537	699	1,04,568	70,650	80,677	50,309	46,928
Other kinds of fish "	147	45	117	1	113	3,070	1,802	2,440	75	2,325
Total of Fish "	1,444	888	841	538	812	1,07,638	72,452	83,117	50,384	49,253
Fruits and Vegetables—										
Fresh Fruits and vegetables—										
Fresh Fruits Value	—	—	—	—	—	1,04,888	22,099	39,475	26,401	8,413
Fresh vegetables of all kinds—										
Onions Cwts.	154,996	171,738	148,361	150,679	147,493	7,75,436	5,59,738	7,44,170	7,53,415	7,37,800
Other kinds Value	—	—	—	—	—	4,880	1,125	2,042	2,373	3,909
Fruits and vegetables, salted, preserved, or dried, of all sorts Tons	3,075	1,247	1,391	1,169	1,626	6,15,595	4,35,833	4,53,102	3,74,138	6,78,089
Total of Fruits and Vegetables Value	—	—	—	—	—	17,00,779	13,16,793	12,33,789	11,56,327	14,28,314
Hides and Skins, raw—										
Hides, raw { Tons 4 =No. =393	1	..	(Cwt. 4)	2	3,303	587	..	194	540	
Skins, raw—										
Goat skins { Tons 1,146 =No. =1,556,136	1,429	902	981	1,238	20,08,560	37,29,376	24,83,257	26,06,123	26,57,233	
Sheep skins { Tons 44 =No. =48,408	93	99	60	36	74,263	1,55,137	1,61,844	1,12,202	50,769	
Other skins { Tons 25 =No. =518,295	4	48	24	2	4,07,679	90,632	5,20,903	2,33,499	25,293	
Total of skins, raw { Tons 1,215 =No. =2,122,839	1,326	1,044	1,074	1,276	34,80,502	39,75,135	31,66,004	30,41,834	27,33,209	

TRADE AT CHIEF PORT
FORT ST. GEORGE

(176)

No. 12—continued
EXPORTS—continued

INDIAN MERCHANDISE—continued

PRINCIPAL AND OTHER ARTICLES	QUANTITY					VALUE				
	1927-28	1928-29	1929-30	1930-31	1931-32	1927-28	1928-29	1929-30	1930-31	1931-32
MADRAS—continued										
FORT ST. GEORGE—continued										
Hides and Skins, raw—continued										
Outtrings of Hides and skins, raw . . . Tons	1,543	2,318	2,375	1,861	243	2,31,946	3,19,005	3,17,637	2,37,961	13,700
Total of Hides and Skins, raw . . . "	2,762	3,840	3,419	2,935	1,521	37,15,751	42,94,727	34,33,641	32,30,039	27,47,539
Horns, tips and pieces of horn . . . Cwts.	11,469	12,026	8,893	4,751	2,305	1,85,192	2,00,024	1,56,248	59,014	15,995
Leather—Hides, tanned or dressed—										
Buffalo hides . . . Tons	1,024	1,293	1,009	605	555	20,55,111	27,28,528	19,34,937	11,13,659	0,60,333
=No.	=234,627	=239,283	=229,519	=151,365	=129,524					
Cow hides . . . Tons	11,609	12,326	10,707	9,236	8,305	2,33,48,132	3,14,14,648	2,41,32,962	12,01,45,156	1,66,00,157
=No.	=3,641,287	=3,838,656	=3,615,423	=3,094,045	=2,784,946					
Buffalo calf skins . . . Tons	494	573	529	336	304	14,16,199	17,66,711	15,17,198	9,51,799	6,33,221
=No.	=613,714	=665,780	=596,903	=437,734	=341,243					
Cow calf skins . . . Tons	750	653	599	500	448	29,92,897	26,17,144	22,39,884	14,60,241	12,77,146
=No.	=1,212,196	=1,022,454	=899,927	=712,696	=535,984					
Total of Hides, tanned or dressed . . . Tons	13,877	14,850	12,844	10,727	9,612	3,48,12,339	3,85,27,031	2,98,74,976	2,36,70,355	1,94,70,857
=No.	=5,701,824	=5,816,173	=5,341,772	=4,385,890	=3,791,697					
Skins, tanned or dressed—										
Goat skins . . . Tons	3,199	3,072	2,671	2,777	2,394	2,23,74,345	2,17,69,771	1,91,73,374	1,57,15,924	1,50,93,838
=No.	=10,188,321	=10,342,069	=9,153,972	=7,935,879	=8,327,164					
Sheep skins . . . Tons	3,115	2,931	2,994	2,677	2,500	1,95,03,953	1,33,17,403	1,73,70,485	1,57,73,541	1,24,67,684
=No.	=12,605,982	=11,323,507	=11,833,432	=10,960,472	=9,372,959					
Other skins . . . Tons	36	82	74	34	53	9,70,919	20,87,203	19,14,373	6,29,807	5,73,462
=No.	=518,600	=1,154,812	=1,110,691	=429,771	=736,327					
Total of Skins, tanned or dressed . . . Tons	6,350	6,035	5,739	5,483	4,947	4,28,54,217	4,21,73,377	3,69,53,237	3,21,10,272	2,81,34,934
=No.	=23,402,903	=22,325,338	=22,103,095	=19,326,122	=18,436,450					
Unwrought . . . Cwts.	1,166	1,744	1,099	1,206	600	5,17,573	6,03,765	3,65,229	5,76,938	3,15,934
Manufactures . . . Value	—	—	—	—	—	931	2,927	9,536	2,106	5,996
Total of Leather . . . "	—	—	—	—	—	7,81,85,080	8,13,07,100	6,92,07,978	5,63,69,171	4,79,27,821
Manures (excluding oil-cakes)—										
Bones for Manurial purposes . . . Tons	717	100	38,615
Bonemeal . . . "	80	72	1,594	1,794	184	3,400	6,915	2,12,663	2,49,375	27,600
Other kinds . . . "	215	25	7	31,860	3,760	780
Total Manures . . . "	295	72	1,594	1,819	903	40,360	6,915	2,12,663	2,53,625	1,16,996
Metals and Ores—										
Brass, Bronze and similar alloys and manufactures thereof, wrought . . . Cwt.	448	422	557	218	191	27,541	43,549	60,419	27,422	20,723
Chromite (chrome iron ore) . . . Tons	4,552	6,115	7,659	8,750	2,500	1,36,340	2,36,325	2,33,606	3,10,255	87,502
Iron—										
Pig . . . "	40	224	3,110	17,511
Manufacture—										
Old for remanufacture . . . "	2,886	3,731	3,350	46,173	2,03,007	94,503
Others . . . "	1	175	..
Total . . . "	2,926	9,005	3,350	1	..	49,233	2,20,513	94,503	175	..
Manganese Ore . . . "	..	2	45
Other Metals and Ores . . . "	1	41	21	309	100	2,200	51,466	47,050	61,754	89,105
Total of Metals and Ores . . . "	7,501	15,134	11,058	9,071	2,609	2,64,304	5,52,403	4,90,578	3,99,606	1,97,336
Mica—										
In Blocks . . . Cwts.	3,500	4,018	6,025	3,138	2,205	7,19,780	9,82,780	11,91,420	6,21,519	4,02,435
Splittings . . . "	8,775	6,777	6,417	6,911	5,017	5,98,690	6,02,965	5,03,991	4,66,126	3,46,456
Total of Mica . . . "	12,275	10,795	12,442	10,049	7,222	13,18,479	15,85,695	16,95,423	10,87,645	7,48,891
Oils—										
Essential—										
Sandalwood Oil . . . lb.	5,000	16,780	5,326	3,546	13,536	61,222	2,65,890	87,235	42,000	1,33,211
gals.	575	2,093	665	436	1,537					
Other sorts . . . lb.	792	1,261	1,256	330	..	470	1,431	1,340	2,000	..
gals.	97	32	32	39	..					

No. 12—continued
EXPORTS—continued

INDIAN MERCHANDISE—continued

PRINCIPAL AND OTHER ARTICLES	QUANTITY					VALUE					
	1927-28	1928-29	1929-30	1930-31	1931-32	1927-28	1928-29	1929-30	1930-31	1931-32	
MADRAS—continued											
FORT ST. GEORGE—continued						R	R	R	R	R	
Oils—continued											
Mineral Vegetable, non-essential—	Gals.										
Castor	985	1,102	6,652	289	40	2,075	2,872	14,400	603	80	
Groundnut	500	6,365	1	1,000	16,177	1	
Sesamum (oil or jinjili)	449	212	73	1,234	534	234	
Other sorts	15,008	802	568	717	660	21,285	3,362	2,355	1,461	903	
Total Oils	17,717	10,920	7,917	1,481	2,313	1,07,312	2,90,863	1,05,330	46,124	1,34,439	
Oil cakes—											
Groundnut cake	Tons	2,013	2,396	2,536	655	325	2,16,401	3,51,392	2,92,091	40,617	60,651
Other sorts	Cwts. 7	..	Cwts. 4	Cwts. 12	Cwts. 11	121	..	35	68	102	
Total of Oil cakes	2,013	2,396	2,536	655	325	2,16,522	3,51,392	2,92,126	40,685	60,753	
Provisions and Oilman's stores—											
Ghi	Cwts.	3,363	2,907	2,653	2,611	1,766	2,74,070	2,32,357	2,16,037	1,99,351	1,33,200
Pickles, chutnies, and condiments	..	4,361	7,024	4,363	4,675	4,429	2,16,292	3,35,574	2,35,041	2,59,755	2,29,107
Other sorts of provisions	..	1,389	226	151	946	171	80,660	18,243	10,476	23,792	9,327
Total Provisions and oilman's stores	Value	—	—	—	—	—	5,71,022	5,86,174	4,61,604	4,82,898	3,71,634
Rubber—											
Raw	Lbs.	2,515	2,515	
Manufactures	Value	—	—	—	—	—	1,500	..	1,255	..	
Total of Rubber	..	—	—	—	—	—	4,015	..	1,255	..	
Seeds—											
Oilseeds—											
Essential—											
Coriander	Tons	183	75	42	4	93	58,909	20,687	11,111	1,372	21,172
Other sorts	..	1	5	2	Cwts. 2	Cwts. 4	632	1,349	800	47	110
Total Seeds, essential	..	184	80	44	4	93	59,541	22,036	11,971	1,419	21,282
Non-essential—											
Castor	3,591	3,662	3,271	..	39,966	7,00,085	6,53,340	4,31,108	
Groundnuts	..	252,866	340,916	287,244	208,192	238,368	6,45,73,702	8,36,41,195	6,50,83,043	3,39,75,002	3,27,48,519
Other sorts	..	3	3	2	3	2	385	952	557	6,742	2,661
Total Seeds, non-essential	..	252,869	341,119	290,837	211,857	241,041	6,46,74,587	8,36,82,118	6,57,84,595	3,46,35,690	3,31,82,288
Other than Oilseeds—											
..	..	1	1	..	Cwts. 2	1	300	325	..	45	300
Total of Seeds	..	253,054	341,200	290,881	211,861	241,735	6,46,34,428	8,37,04,474	6,57,90,556	3,46,37,154	3,32,03,870
Spices—											
Betelnuts	Cwts.	1,090	1,370	1,194	1,612	857	74,482	92,451	72,865	70,929	25,195
Cardamoms	..	78	lbs. 25	..	1	2	20,006	60	..	103	145
Chillies	..	110	503	1,112	16	23	3,000	13,538	30,070	570	440
Pepper	..	255	..	lbs. 35	32	3	22,350	..	27	800	109
Other sorts	..	29	1	16	36	8	790	90	243	1,230	153
Total of Spices	..	1,562	1,874	2,322	1,697	908	1,20,628	1,06,134	1,03,210	73,612	26,047

TRADE AT CHIEF PORT
FORT ST. GEORGE

(178)

No. 12—continued
EXPORTS—continued

INDIAN MERCHANDISE—continued

PRINCIPAL AND OTHER ARTICLES	QUANTITY					VALUE				
	1927-28	1928-29	1929-30	1930-31	1931-32	1927-28	1928-29	1929-30	1930-31	1931-32
MEASURES—continued						R	R	R	R	R
FORT ST. GEORGE—continued										
Stone and marbles Tons.	4,321	1,13,488
Ten, black Lbs.	3,018,858	3,011,817	1,084,488	145,669	23,248	30,75,473	30,46,625	10,85,332	1,45,215	13,805
Textiles—										
Cotton—										
Raw { Tons	12,493	15,083	21,064	14,162	9,510	1,40,22,215	1,68,62,711	2,34,98,107	2,10,08,459	54,50,847
Bales	62,866	84,476	117,985	79,321	53,245					
Waste { Cwts.	1,960	1,077	934	800	899	49,455	21,353	24,037	4,480	14,397
Twist and Yarn Lbs.	167	..	400	100	..	160	..	460	100	..
Manufactures—										
Handkerchiefs and shawls in the piece No.	3,297,203	3,008,780	4,785,914	2,607,279	3,503,198	35,06,063	28,24,639	48,52,417	21,42,105	23,56,940
Piece-goods—										
Grey (unbleached)—										
Chadars and dhutls Yards	257,104	232,885	344,059	99,257	56,814	1,44,320	1,10,948	1,64,442	47,992	28,481
Drills and jeans "	47,839	77,872	59,211	28,008	20,913	17,662	27,566	21,499	9,624	5,271
Others . "	43,498	42,740	33,224	25,472	48,432	21,686	16,962	17,125	6,712	10,088
Total of Grey (unbleached) "	378,151	353,506	441,554	152,737	125,709	1,84,168	1,55,476	2,03,066	64,328	43,790
White (bleached)—										
Chadars and dhutls . "	12,073	120,706	168,446	61,750	20,460	7,680	59,000	76,278	31,946	9,635
Drills and jeans "	23,487	11,046	4,074	4,665	3,757	13,676	6,068	2,243	2,068	1,472
T. cloth and domestics . "	19,752	10,586	978	13,207	7,530	8,678	8,448	335	8,964	4,297
Shirtings . "	16,861	7,844	5,938	40	..	5,738	3,120	1,896	20	..
Other sorts . "	164,486	75,984	16,688	50,972	5,092	80,177	31,413	7,823	16,786	2,643
Total of White (bleached) . "	236,659	225,866	196,119	130,634	36,839	1,15,949	1,08,049	88,625	59,784	17,447
Coloured, printed, or dyed—										
Lungs and saris "	15,716,113	15,798,847	14,905,549	11,434,499	10,059,539	92,70,875	90,54,113	86,85,699	63,87,179	54,93,336
Drills and jeans "	426,152	299,410	295,911	251,858	87,558	2,31,490	1,59,581	1,53,161	1,25,388	36,045
Other sorts . "	3,434,071	5,550,121	4,845,507	3,058,554	5,014,038	23,45,480	35,35,555	29,81,303	13,14,043	23,32,232
Total of Coloured, Printed, or Dyed "	19,576,336	21,648,378	20,046,967	14,744,911	15,161,135	1,18,47,845	1,27,49,254	1,18,25,162	83,26,605	83,61,603
Total of Piece-goods . "	20,191,146	22,227,750	20,664,640	15,028,282	15,323,683	1,21,47,962	1,30,12,779	1,21,16,853	84,50,717	84,23,840
Other sorts of manufactures Value	—	—	—	—	—	22,877	5,579	1,917	4,032	725
Total of Cotton Manufactures (excluding twist and yarn) . "	—	—	—	—	—	1,58,76,902	1,58,42,997	1,64,71,187	1,05,96,854	1,08,80,595
Total of Cotton (Textile) . "	—	—	—	—	—	2,97,48,782	3,27,27,561	3,99,98,791	2,10,09,393	2,61,45,749
Haberdashery and millinery . "	—	—	—	—	—	22,348	18,593	27,943	10,573	7,664
Hamp (chiefly Bann)—										
Raw Cwts	912	2	26,000	150

No. 12—continued

EXPORTS—continued

INDIAN MERCHANDISE—concluded

PRINCIPAL AND OTHER ARTICLES	QUANTITY					VALUE				
	1927-28	1928-29	1929-30	1930-31	1931-32	1927-28	1928-29	1929-30	1930-31	1931-32
MADRAS—continued						R	R	R	R	R
FORT ST. GEORGE—continued										
Textiles—continued										
Silk—										
Raw—										
Mulberry silk—										
Chasam or waste Lbs.	246,636	297,832	200,216	172,868	123,900	1,75,669	2,47,029	1,38,845	78,100	38,636
Cocoons "	6,720	11,523	10,080	2,240	2,356	6,600	12,100	9,970	2,000	1,400
Wild silk, tasar, munga, eria, and others—										
Chasam or waste "	182,629	145,218	166,934	45,216	117,730	1,19,305	84,323	1,11,278	19,776	51,001
Cocoons . "	8,754	6,078	2,960	..	4,850	7,758	8,750	2,660	..	2,101
Manufactures—										
Goods of silk mixed with other materials . Yards	693	2,108	1,400	1,041	224	918	1,922	1,000	886	200
Silk piece goods "	4,496	188	2,406	..	35	5,454	545	9,375	..	66
Other sorts . Lbs.	6	32	7	90	150	60
Total of Silk, raw and manufactures Value	—	—	—	—	—	3,15,794	3,54,569	2,73,146	1,01,002	93,808
Wool—										
Raw . . . Lbs.	298,890	604,914	946,726	378,928	298,839	84,867	1,59,625	2,24,545	76,807	66,004
Manufactures—										
Carpets and rugs . "	548,314	530,614	542,808	592,625	559,064	5,34,061	4,89,313	5,34,956	5,20,471	4,69,256
Other sorts . Value	—	—	—	—	—	7,109	2,885	596	..	1,410
Total of Wool, raw and manufactures "	—	—	—	—	—	6,15,537	6,51,783	7,60,106	5,97,278	5,56,670
Other textiles . "	—	—	—	—	—	1,517	14,883	1,06,862	96,723	35,286
Total of Textiles . "	—	—	—	—	—	3,07,29,978	3,37,67,539	4,11,61,783	2,18,15,469	1,68,39,177
Tobacco—										
Unmanufactured Lbs.	6,451,098	10,571,419	9,861,037	11,172,128	10,173,240	19,56,727	42,85,373	39,29,577	43,87,900	37,11,021
Manufactured—										
Cigars . . "	8,265	7,706	11,504	7,631	3,315	11,558	14,901	22,681	15,964	5,091
Other sorts . "	3,910	2,343	1,760	2,788	3,323	4,373	2,789	1,447	3,722	3,518
Total of Tobacco "	6,463,268	10,581,468	9,874,301	11,182,547	10,179,878	19,72,658	42,03,069	39,53,707	44,07,586	37,19,630
Wood and Timber—										
Timber, other than railway sleepers—										
Teak wood and other timber Cubic Tons	1	6	6	..	—	340	1,720
Sandal wood . Tons	Owts. 8	Cwt. 1	Owts. 4	150	407	452	210	455	2,76,000	7,48,000
Other kinds of wood and timber Value	—	—	—	—	—	36,001	70,764	54,529	8,085	6,035
Manufactures of wood, other than furniture and cabinetware . "	—	—	—	—	—	3,967	2,232	1,369	227	249
Total of Wood and Timber "	—	—	—	—	—	40,760	74,926	56,353	2,84,312	7,54,293
Postal Articles . "	—	—	—	—	—	12,24,025	9,39,959	7,59,864	4,45,372	4,12,223
All other articles of Merchandise—										
Unmanufactured "	—	—	—	—	—	93,177	1,28,845	3,28,538	2,08,380	81,591
Manufactured "	—	—	—	—	—	2,30,925	2,45,709	2,51,583	1,49,010	1,59,419
GRAND TOTAL (EXCLUSIVE OF GOVERNMENT STORES) "	—	—	—	—	—	19,07,14,652	21,86,68,753	19,29,08,307	12,67,82,221	11,01,78,638

FOREIGN MERCHANDISE

PRINCIPAL AND OTHER ARTICLES	QUANTITY					VALUE				
	1927-28	1928-29	1929-30	1930-31	1931-32	1927-28	1928-29	1929-30	1930-31	1931-32
MADRAS—concluded						R	R	R	R	R
FORT ST. GEORGE—concluded										
Books, printed and printed matter (not being stationery), including maps and charts Cwts.	367	433	547	617	354	52,484	65,452	77,802	1,79,312	67,245
Drugs and medicines (excluding Chemical and Narcotics)—Camphor Lbs.	..	2,800	..	100	200	..	2,000	..	130	256
Other sorts of drugs and medicines Value	—	—	—	—	—	36,408	5,798	1,368	1,17,456	4,268
Total value of drugs and medicines	—	—	—	—	—	36,408	7,798	1,368	1,17,586	4,524
Dyeing and Tanning Substances—Dyes obtained from Coal Tar—Aniline Lbs.	49,582	13,255	307	751	227	1,59,529	28,748	540	2,253	554
Other dyes	668	162	2,800	674	385	6,514
Saffron	1,325	668	99,629	36,725	..	14	..
Other sorts of dyeing and tanning substances Cwts.	544	1,47,587
Total of Dyeing and Tanning Substances Value	—	—	—	—	—	4,01,309	65,468	540	2,652	7,070
Hardware (excluding cutlery and electroplated ware)	—	—	—	—	—	1,18,148	1,73,751	2,26,258	2,00,068	2,41,012
Instruments, Apparatus and Appliances and Parts thereof—Photographic Value	—	—	—	—	—	1,689	1,906	59,223	53,225	54,754
Other Kinds	—	—	—	—	—	35,687	35,111	32,921	25,270	44,753
Total value of Instruments, etc.	—	—	—	—	—	37,376	37,017	92,144	78,495	99,507
Machinery and Mill-work—Electrical Machinery of all kinds	—	—	—	—	—	5,660	29,070	8,036	21,143	9,107
Other sorts of machinery	—	—	—	—	—	54,503	58,383	97,456	71,088	89,644
Total of Machinery and Mill-work	—	—	—	—	—	60,163	87,453	1,05,492	92,236	98,751
Metals and Ores—Iron or Steel—Old for re-manufacture Tons	6	..	1,002	3,000	3,320	320	..	48,650	87,000	66,480
Other sorts of metals and ores	59	34	25	16	36	20,760	35,689	16,716	8,553	20,407
Total of metals and ores	65	34	1,027	3,015	3,356	21,080	35,689	65,366	95,558	86,887
Rubber—Manufactures Value	—	—	—	—	—	11,952	19,110	34,207	1,03,878	1,51,559
Textiles—Cotton—Twist and yarn Lbs.	2,400	30	220	1,060	287	3,745	30	463	1,430	142
Manufactures—Piece goods—Grey (unbleached) Yards	220,909	342,181	209,680	47,124	74,519	82,466	1,02,680	68,935	12,641	18,545
White (bleached)	232,424	342,768	343,920	95,749	106,517	97,484	1,44,911	1,42,773	42,943	39,219
Coloured, printed, or dyed	150,740	138,965	58,435	40,824	43,785	64,474	56,972	27,204	12,887	15,757
Total of Piece goods	604,073	823,914	610,035	183,696	224,821	2,44,424	3,04,563	2,38,972	68,474	73,521
Other sorts of manufactures Value	—	—	—	—	—	225	1,900	1,817	529	335
Other textiles	—	—	—	—	—	22,492	19,745	45,434	47,489	1,69,298
Total of Textiles	—	—	—	—	—	2,70,836	3,26,238	2,86,691	1,17,972	2,43,296
Vehicles excluding Locomotive etc. for Railways—Carriages and carts (excluding railway carriages) and parts thereof Value	—	—	—	—	—	71,524	61,061	632	..	100
Other Kinds	—	—	—	—	—	..	19,899	82,183	76,065	1,40,936
Total of Vehicles	—	—	—	—	—	71,524	80,760	82,815	76,065	1,41,036
Wood and Timber—Manufactures of wood	—	—	—	—	—	59,840	1,28,086	1,41,354	1,67,867	1,22,837
Postal Articles	—	—	—	—	—	6,66,805	4,30,339	3,18,205	1,84,076	99,870
All other articles of merchandise—Unmanufactured	—	—	—	—	—	3,825	24,992	21,018	13,176	6,032
Manufactured	—	—	—	—	—	2,84,608	3,28,998	3,08,144	2,30,047	2,11,197
GRAND TOTAL (EXCLUSIVE OF GOVERNMENT STORES)	—	—	—	—	—	20,96,498	18,11,749	17,56,399	16,59,382	15,30,923

No. 12—continued

IMPORTS

PRINCIPAL AND OTHER ARTICLES	QUANTITY					VALUE				
	1927-28	1928-29	1929-30	1930-31	1931-32	1927-28	1928-29	1929-30	1930-31	1931-32
BURMA—										
RANGOON—										
Animals, living—										
Horses No.	87	41	91	55	5	88,424	41,300	85,598	69,025	6,000
Other kinds "	58	270	187	149	248	15,405	16,481	9,400	13,103	11,497
Total of Animals, living "	145	311	278	204	253	1,03,829	57,781	95,007	81,128	17,497
Apparel (excluding hosiery and boots and shoes)—										
Apparel (including drapery, uniforms, accoutrements) Value	—	—	—	—	—	15,71,142	11,45,346	10,41,331	8,00,804	3,79,284
Gold and silver thread "	—	—	—	—	—	8,323	6,560	2,039	9,087	59
Hats, caps, bonnets, and hatter's ware "	—	—	—	—	—	7,52,878	6,21,302	5,97,466	5,45,404	2,45,608
Lametta Lbs.	685	49	1,136	72
Second-hand clothing Value	—	—	—	—	—	453	10,262	7,153	24,534	787
Water-proofed clothing "	—	—	—	—	—	1,10,357	1,20,062	1,01,683	82,533	59,209
Total of Apparel, etc. "	—	—	—	—	—	24,48,153	19,03,532	17,49,747	14,63,448	6,85,084
Arms, Ammunition, and Military stores—										
Cartridge cases—										
Filled No.	1,697,572	—	—	—	—	1,26,403	—	—	—	—
Shot gun cartridges filled* "	—	1,802,591	2,028,128	1,890,418	1,665,272	—	1,30,877	1,55,384	1,45,936	1,21,104
Rifle and other Cartridges filled* "	—	224,364	433,642	313,985	333,238	—	12,318	13,394	16,562	22,555
Empty "	16,925	25,000	23,034	13,757	10,254	897	563	974	768	489
Explosives—										
Blasting fuse—										
Lbs.	40,440	49,614	49,332	55,088	17,043	67,772	83,914	82,133	83,437	24,339
No. of coils	114,000	138,300	138,000	141,540	45,200	—	—	—	—	—
Blasting gelatine Lbs.	6,000	..	17,500	3,000	28,000	11,320	..	34,002	4,947	25,535
Dynamite "	40,000	42,500	106,500	23,500	18,500	69,022	71,708	1,69,042	41,672	23,605
Gelatine dynamite "	233,000	222,500	271,000	170,000	35,506	3,61,508	3,33,675	4,07,364	2,33,662	99,132
Detonators No.	892,000	775,000	1,805,502	679,000	235,024	43,206	43,661	85,655	37,949	14,816
Others Lbs.	20,000	5,000	20,000	10,341	2,573	10,484
Firearms, and parts thereof—										
Firearms No.	3,360	3,477	3,374	2,305	5,453	2,08,705	2,10,955	2,04,955	1,61,951	2,53,216
Parts of firearms Value	—	—	—	—	—	15,675	8,031	8,903	2,501	4,154
Other sorts "	—	—	—	—	—	56,061	32,192	27,413	16,404	9,663
Total of Arms, etc. "	—	—	—	—	—	9,76,410	9,39,265	12,04,553	7,45,739	6,03,663
Art, works of (other than pictures) "	—	—	—	—	—	18,582	55,975	18,825	19,533	25,246
Asbestos—										
Manufactures—										
Asbestos Packing "	—	—	—	—	—	3,86,424	1,09,671	1,00,236	68,455	53,027
Other manufactures "	—	—	—	—	—	3,02,342	2,14,859	1,87,160	1,87,867	71,915
Total of Asbestos "	—	—	—	—	—	6,89,266	3,24,530	2,87,396	2,71,322	1,25,542
Beltting for machinery—										
Of cotton "	—	—	—	—	—	2,84,438	1,61,172	1,09,942	1,19,821	75,962
leather "	—	—	—	—	—	67,404	21,464	17,692	22,070	13,202
other materials (including cord) "	—	—	—	—	—	10,13,038	9,95,599	9,09,935	4,80,791	3,23,079
Total value of beltting, etc. "	—	—	—	—	—	13,64,878	11,78,235	10,37,569	6,29,682	4,12,243
Books, printed, and printed matter (not being stationery) (including maps and charts) Cwts.	3,249	2,710	2,472	2,438	2,054	3,57,239	3,22,949	2,17,262	2,92,743	2,44,091
Boots and shoes—										
All leather Pairs	146,912	107,589	106,373	74,833	46,035	3,75,336	3,77,405	5,60,342	4,52,005	2,39,738
Rubber soled—										
With canvas uppers "	—	396,143	582,424	675,837	1,023,259	—	5,53,113	3,87,295	7,61,224	7,77,401
With uppers of leather or other materials (a) "	—	—	—	—	1,048	—	—	—	—	1,780
All rubber (a) "	—	—	—	—	462,766	—	—	—	—	1,72,620
Of other materials "	829,701	413,098	373,938	1,304,084	28,530	14,79,575	3,44,153	6,01,960	7,83,941	22,468
Total of Boots and Shoes "	976,613	816,830	1,562,735	2,054,754	1,561,636	23,54,961	15,74,671	20,50,097	19,98,670	12,14,007

(a) Separately recorded from 1931-32.
" " " " 1928-29.

TRADE AT CHIEF PORT
RANGOON

(182)

No. 12—continued
IMPORTS—continued

PRINCIPAL AND OTHER ARTICLES	QUANTITY					VALUE				
	1927-28	1928-29	1929-30	1930-31	1931-32	1927-28	1928-29	1929-30	1930-31	1931-32
MA—continued										
RANGOON—continued										
Brushes and Brooms—										
Brushes—										
Paint and Varnish brushes . . . Dozens	5,940	3,728	6,811	3,338	3,584	25,707	22,180	33,830	15,794	14,170
Toilet brushes . . . "	90,486	21,379	44,984	65,189	18,357	89,488	55,498	57,898	80,293	37,068
Other brushes . . . "	15,914	22,461	18,473	10,504	4,612	39,407	48,379	37,726	27,000	40,524
Brooms . . . "	68,210	64,527	54,933	56,789	80,661	23,551	33,320	23,234	33,450	23,586
Total of Brushes and Brooms . . . "	180,550	120,995	124,601	135,820	107,216	1,83,153	1,59,852	1,57,168	1,56,633	85,348
Building and Engineering materials, other than of iron, steel, or wood—										
Asphalt . . . Tons	1,208	3,772	5,007	4,461	2,097	1,24,674	3,84,463	4,75,200	3,90,553	1,49,002
Bricks—										
Bricks other than firebricks . . . No.	228,603	5,681	46,052	11,686	15,838	1,09,205	10,942	2,527	1,398	3,652
Firebricks . . . "	1,009,177	852,126	653,982	766,485	394,358	1,70,164	1,47,733	1,02,304	1,20,968	58,646
Cement—										
Portland . . . Tons	49,175	49,973	45,210	46,747	29,836	29,10,284	26,21,019	23,29,318	24,05,536	15,17,421
Other kinds . . . "	659	140	151	609	145	85,047	46,752	40,915	77,070	47,895
Clay . . . Cwts.	13,965	15,307	13,207	13,758	6,752	33,005	37,169	31,989	30,879	14,859
Tiles . . . No.	1,218,550	1,276,633	1,274,940	1,308,229	827,845	2,10,533	1,81,083	2,26,756	1,43,855	1,28,503
Other kinds . . . Cwts.	10,571	7,933	5,430	11,705	9,725	1,22,733	76,033	54,105	1,12,131	89,682
Total of Building and Engineering materials . . . Value	—	—	—	—	—	37,71,750	35,05,194	32,68,114	32,82,390	20,09,660
Buttons of all sorts—										
Metal . . . "	—	—	—	—	—	82,956	45,773	54,772	44,024	23,433
Other sorts . . . "	—	—	—	—	—	2,15,522	1,72,026	2,51,415	1,81,418	71,123
Total of Buttons, etc. . . "	—	—	—	—	—	2,98,478	2,17,799	3,06,187	2,25,442	99,606
Candles of all kinds . . . lbs.	94,635	12,573	17,752	19,747	95,391	32,355	5,933	9,109	7,680	17,159
Canes and Bannans . . . Cwts.	1,924	1,816	1,613	993	1,129	49,500	51,642	42,011	38,149	31,081
Chemicals and chemical preparations (excluding chemical manures and medicines)—										
Acids—										
Sulphuric . . . "	64	78	8,633	3,480	326	3,354	3,041	50,421	47,874	1,658
Other sorts . . . "	2,274	2,902	4,963	2,655	1,659	96,956	97,128	1,43,066	82,825	51,884
Alum . . . "	1,690	1,521	3,022	911	1,155	11,136	10,445	20,079	6,157	7,893
Ammonia and salts thereof—										
Anhydrous . . . "	378	389	243	584	595	38,359	35,517	21,847	57,781	57,644
Others . . . "	2,671	2,146	2,366	2,060	1,814	82,276	64,995	64,702	56,426	48,575
Bleaching materials . . . "	567	277	212	308	1,061	3,303	2,412	1,717	17,108	27,879
Carbide of Calcium . . . "	2,140	1,880	2,305	6,628	5,681	27,856	28,077	40,973	1,15,246	1,10,733
Copper Sulphate . . . "	2,692	4,017	3,869	3,353	3,836	51,901	72,239	80,332	63,122	66,611
Disinfectants . . . "	4,170	3,807	3,624	3,745	3,004	1,02,730	93,800	97,299	99,452	61,637
Magnesium compounds—										
Chloride . . . "	709	1,614	1,151	1,009	1,508	6,942	22,073	16,444	15,287	16,541
Others . . . "	2,039	1,640	993	2,551	1,252	31,235	5,637	3,380	13,114	7,070
Potassium compounds—										
Chlorate . . . "	2,471	5,745	6,850	6,320	6,132	45,933	93,257	1,25,084	1,20,449	1,34,701
Other sorts . . . "	1,377	1,522	1,159	99	326	56,493	60,326	60,803	35,799	17,733

No. 12—continued
IMPORTS—continued

PRINCIPAL AND OTHER ARTICLES	QUANTITY					VALUE				
	1927-28	1928-29	1929-30	1930-31	1931-32	1927-28	1928-29	1929-30	1930-31	1931-32
BURMA—continued						R	R	R	R	R
RANGOON—continued										
Chemicals and chemical preparations, etc.—continued										
Soda compounds—										
Bicarbonate of soda (sodium bicarbonate) Cwts.	22,202	18,933	19,925	13,846	14,127	2,00,325	1,60,251	1,70,308	1,19,078	1,29,711
Bichromate of Soda "	703	1,010	222	1,614	1,782	5,963	9,196	5,279	37,466	44,537
Caustic soda (sodium hydroxide) "	11,345	10,206	11,178	17,359	18,242	1,34,290	1,10,503	1,23,369	1,90,875	2,22,539
Cyanide of Sodium "	1,761	4,162	4,402	1,002	900	95,972	2,01,288	2,08,516	44,329	41986
Sodium Carbonate (soda ash and soda crystals) "	67,282	69,060	58,684	66,947	22,410	4,40,074	4,21,187	3,30,645	4,26,512	1,47,692
Sodium Silicate "	3,459	4,310	4,450	6,083	6,396	30,293	36,970	37,660	52,405	56,936
Other sorts "	2,995	1,548	3,381	7,897	6,388	54,623	20,311	78,939	1,38,013	1,20,884
Sulphur (brimstone) "	54,232	52,762	61,037	62,535	40,925	2,49,572	2,43,255	2,78,351	2,80,723	1,75,792
Zinc compounds "	89	192	176	3,123	7,096	1,638	3,737	3,402	20,726	35,485
Other sorts of chemicals Value	—	—	—	—	—	3,39,806	3,83,766	4,76,604	3,59,531	2,39,160
Total of Chemicals and Chemical preparations, etc. "	—	—	—	—	—	21,11,200	21,84,906	24,96,415	24,09,357	18,89,332
Chinese and Japanese ware (including lacquered ware but excluding earthenware and porcelain) "	—	—	—	—	—	35,300	28,795	24,945	26,107	11,513
Clocks and Watches and parts thereof—										
Clocks and time-pieces No.	40,947	29,757	22,297	19,673	8,075	2,23,335	1,71,967	1,43,885	1,21,052	38,500
Watches "	3,162	17,049	3,591	410	3,366	72,058	64,794	18,110	5,327	6,402
Parts of clocks and watches Value	—	—	—	—	—	5,625	3,555	5,046	1,052	920
Total of Clocks and Watches, etc. "	—	—	—	—	—	3,06,068	2,40,306	1,67,041	1,27,431	46,122
Coal and Coke—										
Coal Tons	10,448	6,533	6,689	5,511	5,161	2,77,854	1,10,777	1,18,707	88,658	79,363
Coke "	7,961	15,723	10,573	20,124	10,463	2,87,896	4,99,032	3,16,362	5,32,634	2,42,472
Total of Coal and Coke "	18,409	22,256	17,262	25,635	15,624	5,65,750	6,09,809	4,35,069	6,21,292	3,21,835
Coffee, other than roasted or ground Cwts.	3,913	2,156	3,796	2,682	417	1,99,587	1,19,331	2,31,917	1,54,974	16,140
Cordage and Rope of vegetable fibre (excluding jute and cotton) "	4,337	4,027	3,928	3,199	3,379	2,67,773	1,92,037	2,51,340	1,69,519	1,50,844
Cork manufactures "	162	419	232	660	1,691	12,829	33,319	18,655	34,825	57,010
Cutlery Value	—	—	—	—	—	3,96,210	2,56,630	3,36,974	2,11,242	1,18,561
Drugs and Medicines (excluding chemicals and narcotics)—										
Camphor Lbs.	13,631	7,233	13,607	12,355	10,364	26,061	14,151	24,412	21,597	18,371
Cocaine oz.	54	50	57	686	673	889
Codliver oil Lbs.	13,663	25,123	24,237	10,523	3,204	36,890	42,795	44,611	20,541	3,889
Morphia and preparations of opium and morphia oz.	695	(a)	(a)	(a)	(a)	2,713	2,789	1,678	2,639	3,075
Proprietary and patent medicines Value	—	—	—	—	—	4,14,732	4,57,225	4,01,767	4,17,365	4,18,653

(a) Quantity not recorded from 1928-29.

TRADE AT CHIEF PORT
RANGOON

(184)

No. 12—continued
IMPORTS—continued

PRINCIPAL AND OTHER ARTICLES	QUANTITY					VALUE				
	1927-28	1928-29	1929-30	1930-31	1931-32	1927-28	1928-29	1929-30	1930-31	1931-32
BURMA—continued						R	R	R	R	R
RANGOON—continued										
Drugs and Medicines (excluding chemicals and narcotics)—continued										
Quinine Salts— Quinine Sulphate or bisulphate . . . Lbs.	3,491	2,686	3,235	1,880	952	84,994	66,980	87,131	47,234	29,593
Other sorts . . . "	869	217	480	234	270	12,284	7,417	13,242	9,591	21,316
Other sorts of drugs and medicines Value	—	—	—	—	—	6,38,456	4,02,983	5,50,932	4,46,095	3,23,081
Total of Drugs and Medicines, etc. . . "	—	—	—	—	—	12,11,796	9,95,022	11,24,682	9,66,502	8,21,679
Dyeing and Tanning substances— Gutch and Gambler Cwts.	1,948	2,206	2,107	1,876	1,918	68,418	98,607	1,11,327	97,394	82,800
Dyes obtained from coal tar— Aniline . . . Lbs.	128,227	86,022	141,160	117,402	95,722	2,60,192	1,49,309	2,00,799	1,60,072	96,016
Others . . . "	4,361	10,793	7,790	30,327	14,343	6,039	19,457	4,108	42,656	23,779
Other sorts (in- cluding lac-dye) Cwts.	654	150	27	10	66	57,826	2,259	2,279	1,395	1,321
Total of Dyeing and Tanning substances . . . Value	—	—	—	—	—	3,92,475	2,69,682	3,18,511	3,01,517	2,08,916
Earthenware and Porcelain—										
Earthenware— Pipes of earth- enware . . . Cwts.	4,085	1,494	1,895	3,340	595	29,074	8,841	8,954	25,509	5,116
Sanitary ware Value	—	—	—	—	—	1,40,080	1,24,499	1,07,957	68,934	68,758
Other kinds . . . "	—	—	—	—	—	11,68,684	8,54,305	10,04,298	5,56,615	2,75,273
Porcelain . . . "	—	—	—	—	—	10,17,604	5,89,476	7,60,987	4,31,491	2,07,687
Total of Earthen- ware and Porcelain (excluding pipes of earthenware). . . "	—	—	—	—	—	23,55,442	15,77,121	18,82,176	10,82,549	5,56,784
Electroplated ware . . . "	—	—	—	—	—	44,818	60,671	41,639	29,101	26,559
Fireworks . . . Lbs.	498,853	84,699	121,835	1,55,769	38,300	1,75,501	40,162	53,276	69,904	14,685
Fish (excluding canned fish)—										
Fish, dry, unsalted Cwts.	2,748	2,071	3,081	2,440	1,409	1,84,374	90,637	1,52,107	1,48,521	60,776
" " salted . . . "	76,611	60,121	59,997	55,281	30,457	24,61,964	17,94,541	18,00,443	16,22,260	7,60,357
" wet, salted (ngaps) . . . "	36,055	22,376	18,968	14,051	5,333	4,59,579	2,33,707	1,39,926	1,15,061	32,632
" other sorts . . . "	108	306	258	291	317	12,008	27,915	24,454	26,775	27,480
Total of Fish, etc. . . "	115,517	84,884	80,304	72,063	37,516	31,17,920	21,46,800	21,16,930	19,12,907	8,81,245
Fruits and Vegetables— Fresh fruits and vegetables— Fresh fruits— Coconuts . . . No.	9,201,965	6,833,742	6,827,151	6,845,947	6,632,707	8,89,465	6,70,860	6,81,897	6,56,363	4,58,114
Others Fresh vegetables of all kinds . . . Value	—	—	—	—	—	2,22,962	2,87,962	3,16,077	2,88,487	3,24,589
Fruits and veget- ables: dried, salted, or pre- served, not being canned or bottled . . . Tons	1,372	667	736	732	852	4,60,033	3,11,099	3,61,320	4,31,874	2,60,532
Total of Fruits and Vegetables . . . Value	—	—	—	—	—	15,82,385	12,88,851	13,93,382	14,48,976	10,98,582
Furniture and Cabinet ware— Bedsteads Furniture of wood (other than bedsteads) . . . "	—	—	—	—	—	1,26,708	1,44,625	95,146	84,916	31,804
Furniture of other materials (other than bedsteads) . . . "	—	—	—	—	—	67,929	87,620	50,964	35,556	27,554
Mouldings . . . "	—	—	—	—	—	1,18,374	1,21,662	1,92,011	1,09,870	89,752
Total value of Furniture and Cabinetware . . . "	—	—	—	—	—	42,912	13,329	37,348	30,570	9,827
Total value of Furniture and Cabinetware . . . "	—	—	—	—	—	3,55,918	3,35,236	3,75,469	2,60,912	1,54,937

No. 12—continued
IMPORTS—continued

PRINCIPAL AND OTHER ARTICLES	QUANTITY					VALUE				
	1927-28	1928-29	1929-30	1930-31	1931-32	1927-28	1928-29	1929-30	1930-31	1931-32
IMA—continued						R	R	R	R	R
INDOON—continued										
Glass and glass-ware—										
Fangles . . . Value	—	—	—	—	—	60,072	60,476	55,071	41,291	10,464
Beads and false pearls . . . Cwts.	168	301	533	484	212	18,240	38,848	65,057	51,805	35,312
Bottles and phials—										
Soda water bottles . . . Gross	11,058	11,755	9,877	3,418	3,078	2,05,735	1,47,075	2,01,830	71,517	57,934
Others . . . "	58,660	48,226	51,200	42,714	20,099	2,55,541	2,10,840	1,90,726	1,39,831	52,613
Funnels, globes, and glass parts of lamps . . . Value	—	—	—	—	—	2,01,910	1,31,671	1,28,342	73,768	51,800
Scientific glassware . . . "	—	—	—	—	—	13,298	20,239	18,534	18,349	11,000
Sheet and plate Sq. feet and Cwts.	2,119,274	1,884,213	2,127,186	1,641,235	1,215,288	3,49,579	3,21,523	3,27,102	2,52,529	1,82,832
Tableware (including decanters, tumblers, etc.) . . . Value	—	—	—	—	—	2,70,790	2,47,884	2,50,958	1,48,502	99,805
Other glassware . . . "	—	—	—	—	—	2,16,217	1,15,451	1,01,374	1,10,273	41,429
Total of Glass and glassware . . . "	—	—	—	—	—	15,91,382	12,74,007	13,34,901	9,07,870	5,44,255
Glass . . . Cwts.	1,201	2,163	2,701	2,031	1,846	40,370	68,092	84,217	83,808	78,232
Grain, Pulse, and Flour—										
Beans (dry) . . . Tons	439	510	482	488	469	92,768	91,664	96,062	94,938	93,397
Pulse . . . "	82	225	45	35	108	6,848	39,859	9,800	6,360	14,796
Rice not in the husk . . . "	6	17	85	1,000	7	1,330	2,035	10,577	1,25,525	859
Wheat . . . "	3	1,481	9,037	13,206	2,888	855	2,20,534	11,93,373	18,15,698	3,20,261
Other sorts . . . "	34	131	126	230	179	8,395	30,553	24,372	41,211	28,593
Total of Grain, Pulse, and Flour . . . "	514	2,364	9,775	14,968	3,661	1,10,196	3,84,645	13,34,210	15,83,738	4,57,926
Gums and Resins—										
Arabic . . . Cwts.	—	—	2	402	—	16	23	260	22,819	2
Benjamin . . . "	818	868	905	833	814	40,712	53,644	54,847	48,061	45,048
Dammer (Resins) . . . "	21,947	7,312	—	—	6,763	1,66,174	51,386	—	—	37,912
Rosin . . . "	327	13,944	21,707	24,176	11,049	8,243	97,834	1,63,808	1,84,109	67,969
Other sorts . . . "	199	466	144	305	102	7,339	15,346	5,477	18,072	4,915
Total of Gums and Resins . . . "	23,291	22,590	22,758	25,766	18,718	2,22,484	2,18,233	2,24,392	2,73,001	1,56,476
Hardware, excluding cutlery and electro-plated ware—										
Agricultural implements . . . Value	—	—	—	—	—	1,88,977	1,02,005	1,33,407	1,33,519	56,924
Buckets of tinned or galvanised iron . . . "	—	—	—	—	—	1,64,738	1,53,381	1,70,360	1,19,127	47,177
Builders' hardware, such as locks, hinges, door bolts, etc. . . . "	—	—	—	—	—	4,08,482	3,21,239	3,47,553	3,27,030	2,12,815
Domestic hardware, other than enamelled iron-ware . . . "	—	—	—	—	—	89,528	1,20,110	1,88,881	1,36,847	1,15,564
Enamelled iron-ware . . . "	—	—	—	—	—	11,82,308	11,35,481	10,23,105	5,60,799	3,00,385
Gas mantles . . . "	—	—	—	—	—	815	1,479	75,012	6,037	—
Implements and tools, other than agricultural implements and machine tools . . . "	—	—	—	—	—	13,11,019	10,38,137	9,53,286	6,12,024	3,47,938
Lamps, metal . . . No.	445,562	276,288	288,029	158,760	79,634	8,65,173	5,90,304	5,86,546	3,86,702	1,33,973
Parts of lamps, other than glass . . . Value	—	—	—	—	—	85,957	44,550	50,803	29,998	7,208
Safes and strong boxes of metal . . . No.	4,098	730	428	525	401	1,79,029	94,215	81,372	31,485	12,058
Stoves . . . "	14,917	8,213	7,805	4,617	3,484	80,359	47,937	43,793	26,880	23,384
Other sorts . . . Value	—	—	—	—	—	35,29,801	27,26,227	25,66,647	21,43,585	12,49,210
Total of Hardware, etc. . . "	—	—	—	—	—	80,80,585	68,76,448	62,02,766	45,13,831	23,06,126

PRINCIPAL AND OTHER ARTICLES	QUANTITY					VALUE				
	1927-28	1928-29	1929-30	1930-31	1931-32	1927-28	1928-29	1929-30	1930-31	1931-32
BURMA—continued										
RANGOON—continued										
Instruments, Apparatus, and Appliances, and parts thereof—										
Electrical, including telegraph and telephone apparatus not being machinery—										
Electric fans and parts thereof	—	—	—	—	—	2,05,323	1,18,044	1,59,831	1,95,448	84,25
Electric wires and cables—										
Rubber, insulated	—	—	—	—	—	61,960	69,898	3,25,808	2,92,037	1,97,75
Insulations, other than rubber	—	—	—	—	—	2,53,645	1,72,474	1,17,608	45,246	26,17
Telegraph and telephone wires and cables	—	—	—	—	—	1,825	961	..	4,109	17,00
Bare copper wire (Electrolytic) other than telegraph and telephone wires (c)	—	—	—	258	1,128	16,460	33,793	46,823	20,421	44,32
Telegraph and telephone instruments and apparatus	—	—	—	—	—	39,241	3,901	59,921	4,842	8,48
Electric lamps and parts thereof—										
Electric glow lamps*	No. 495,333	589,617	—	—	—	2,74,512	3,18,332	—	—	—
Gas-filled Electric bulbs	—	—	—	—	92,721	—	—	—	—	83,00
Vacuum Electric bulbs	—	—	—	—	220,929	—	—	—	—	91,07
Electric bulbs for Automobiles	—	—	—	—	48,518	—	—	—	—	8,58
Electric bulbs for torches	—	—	—	—	454,671	—	—	—	—	43,46
Wireless valves	—	—	—	—	182	—	—	—	—	1,01
Flash lights, etc (b)	—	—	39,670	103,166	—	—	—	2,96,639	2,72,643	—
Standard lighting lamps (b)	—	—	499,995	587,971	—	—	—	2,75,619	3,25,057	—
Other sorts	348,910	593,833	37,523	28,719	49,203	6,21,378	6,76,556	19,067	16,634	1,04,83
Parts and accessories of electric lamps	—	—	—	—	—	32,623	56,124	1,61,467	1,62,535	30,14
Batteries	—	—	—	—	—	5,84,354	6,80,034	5,44,596	4,91,732	5,42,56
Electric lighting accessories and fittings (including switches)	—	—	—	—	—	2,28,853	1,72,704	1,20,197	73,706	46,31
Electrical instruments (other than telegraphic and telephonic)—										
Meters	—	—	—	—	—	77,163	66,241	67,713	44,261	14,68
Others	—	—	—	—	—	..	7,353	3,598	8,603	..
Electrical goods and apparatus not enumerated	—	—	—	—	—	5,64,255	2,33,537	3,23,832	2,02,132	2,33,424
Musical—										
Pianos and Piano-players, complete	No. 60	61	63	36	22	39,056	43,353	44,392	26,206	15,100
Talking machines and accessories—										
Talking Machines	2,095	1,900	2,144	2,735	1,521	81,246	71,172	69,688	37,743	54,032
Records	7,762	13,769	56,135	76,632	80,430	10,134	13,202	64,662	79,163	73,556
Accessories	—	—	—	—	—	11,932	9,542	45,773	21,734	34,336
Other sorts (including parts of musical instruments)	—	—	—	—	—	—	—	—	—	—
Optical	—	—	—	—	—	1,68,290	1,12,296	37,604	75,827	30,696
Photographic—										
Cinematograph films—										
Raw films i.e., Length blank films, etc. in feet	516,631	1,901,139	2,015,034	1,195,687	353,140	25,209	88,499	76,502	76,631	14,299
Exposed films	1,401,002	571,312	596,956	932,366	392,260	1,47,557	93,905	58,097	95,429	30,932
Photographic other than cinematograph films	—	—	—	—	—	1,62,733	2,39,594	2,75,697	2,42,155	1,84,162
Scientific, and philosophical	—	—	—	—	—	1,24,432	63,568	1,29,132	96,665	1,19,980
Surgical	—	—	—	—	—	1,18,061	1,29,733	1,11,311	1,03,421	57,439
Wireless apparatus	—	—	—	—	—	33,468	67,972	31,565	63,001	49,400
Other kinds	—	—	—	—	—	21,77,614	1,56,343	1,76,632	1,65,746	1,92,525
Total of Instruments, etc.	—	—	—	—	—	41,53,707	38,39,230	37,33,134	33,34,343	24,60,625
Jewellery (excluding imitation jewellery and precious stones and pearls, unset), also plate of gold and silver—										
Jewellery	—	—	—	—	—	64,435	39,535	1,51,211	1,03,621	12,801
Plate of gold and silver	—	—	—	—	—	1,50,121	1,53,220	1,03,322	1,09,179	39,515
Total of Jewellery, etc.	—	—	—	—	—	2,14,556	1,92,755	2,54,533	2,12,800	51,316
Leather—										
Hides, tanned Tan & or dressed	No. 10=4,739	4=2,973	5=2,740	1=1,020	2=760	61,924	24,633	33,863	13,396	4,645
Skins, tanned or dressed	6=5,983	2=2,446	2=2,553	5=3,349	3=2,146	69,527	40,253	22,809	30,684	20,918
Unwroughts	Owts. 18	16	53	49	29	7,505	10,788	19,942	23,592	14,369
Leather cloth (including artificial leather) Sq. yds.	27,123	8,931	25,845	18,132	11,313	34,453	15,663	34,751	19,373	11,497

(b) Discontinued from 1931-32 and shown under new heads as shown above.
 (c) Quantity recorded from 1930-31.
 *Discontinued from 1929-30. For new heads see below.

No. 12—continued
IMPORTS—continued

PRINCIPAL AND OTHER ARTICLES	QUANTITY					VALUE				
	1927-28	1928-29	1929-30	1930-31	1931-32	1927-28	1928-29	1929-30	1930-31	1931-32
BRMA—continued						R	R	R	R	R
RANGOON—continued										
Leather—continued										
Manufactures (excluding boots and shoes and belting for machinery)—Bags and trunks . Cwts.	157	125	91	76	33	44,020	47,131	35,615	17,430	5,704
Other sorts . "	258	197	183	221	156	72,089	64,072	45,295	55,333	40,595
Total of Leather . Value	—	—	—	—	—	2,90,123	2,02,795	1,97,374	1,60,923	97,309
Liquors, including denatured and perfumed spirits—Ale, beer, and porter—Ale and beer—In bottles . Liq. galls.	820,589	702,732	682,167	592,136	413,105	23,52,836	19,78,633	19,25,499	17,07,495	12,17,680
„ bulk . "	520	1,220	..	25,330	40,226	719	3,693	..	30,037	44,670
Stout and porter—In bottles . "	75,342	52,548	63,244	42,279	32,623	3,37,095	2,40,437	3,23,214	2,10,517	1,58,691
Cider and other fermented liquors . "	668	1,547	162	607	534	3,956	9,854	1,093	3,319	3,167
Spirit—										
Brandy { Liq. galls.	73,044	72,655	66,218	59,350	19,935	8,12,903	7,71,632	7,19,142	6,62,034	2,37,631
Proof galls.	57,916	56,522	51,044	45,695	15,327					
Gin { Liq. galls.	9,854	9,215	8,303	9,932	7,399	96,779	78,482	73,206	55,776	63,335
Proof galls.	7,461	6,854	6,071	7,231	5,395					
Liqueurs . Liq. galls.	1,434	1,649	821	1,650	773	32,514	26,323	13,194	24,114	12,325
Rum { Liq. galls.	23,421	2,637	2,911	1,908	225	25,696	4,733	4,562	3,181	1,032
Proof galls.	30,276	4,177	4,695	3,088	263					
Whisky { Liq. galls.	65,855	66,008	58,455	59,494	43,592	11,16,392	11,18,031	9,97,623	10,23,270	7,32,023
Proof galls.	50,053	50,205	44,276	45,214	32,131					
Spirit, present in drugs, medicines, or chemicals . Liq. galls.	16,333	13,465	15,974	12,034	9,740	4,62,909	4,34,334	4,26,617	3,73,956	2,79,995
Spirit, denatured . "	3,079	2,646	1,463	1,714	936	3,20,023	3,15,112	1,66,035	1,71,647	89,320
Spirit, denatured—Imported direct . "	..	32	133
Spirit, denatured at Customs house immediately on arrival or before clearance . "	75,255	80,189	96,714	75,990	77,315	1,03,525	95,413	1,04,333	83,867	73,665
Other sorts . "	16,233	14,295	15,137	10,105	5,545	2,43,606	2,49,199	2,33,627	1,31,763	1,11,901
Total of Spirit . "	284,563	267,791	266,051	233,127	165,565	32,14,347	31,39,497	27,38,406	23,09,643	15,97,032
Wines—										
Champagne and other sparkling wines . "	3,772	3,541	1,773	2,060	703	35,637	32,110	39,555	53,632	17,611
Port . "	4,493	3,322	2,327	2,411	1,534	57,053	52,021	37,251	32,622	13,495
Still red wines, other than port . "	10,375	8,784	3,253	9,693	5,695	73,045	50,050	51,405	37,725	29,434
Other sorts, including vermouth and ginger wine . "	17,353	13,024	13,902	13,706	9,751	1,05,996	7,10,933	33,454	33,515	66,606
Total of Wines . "	35,993	34,171	26,765	27,870	17,683	3,23,331	3,05,164	2,16,665	2,32,494	1,32,146
Total of Liquors . "	1,217,630	1,060,009	1,033,339	921,349	609,736	62,32,334	56,71,223	52,54,632	47,33,525	31,53,336
Machinery and Millwork—										
Prime movers (other than electrical)—Locomotives (including those for railways)—										
Oil Engines . No.	85	5	1	1,32,172	59,636	1,674
Parts of oil Engines . Value	—	—	—	—	—	25,793	7,507	14	..	5,447
Steam Engines . No.	77	15	33	7	1	3,73,261	2,07,423	6,36,503	46,922	6,971
Parts of Steam Engines . Value	—	—	—	—	—	4,23,971	99,206	1,29,513	1,17,690	23,047
Railway locomotive engines and tenders and parts (a) . "	—	—	—	—	—	—	7,07,067	37,43,445
Others . "	—	—	—	—	—	933	1,262

TRADE AT CHIEF PORT
RANGOON

(188)

No. 12—continued
IMPORTS—continued

PRINCIPAL AND OTHER ARTICLES	QUANTITY					VALUE				
	1927-28	1928-29	1929-30	1930-31	1931-32	1927-28	1928-29	1929-30	1930-31	1931-32
BURMA—continued										
RANGOON—continued										
Machinery and Millwork—continued										
Prime-movers (other than electrical)—continued										
Other than locomotives—										
Gas engines No.	39	89	123	21	11	48,250	44,659	92,543	80,717	86,276
Parts of gas engines Value	—	—	—	—	—	21,787	9,906	27,363	40,889	1,94,416
Oil Engines No.	253	305	264	243	70	3,16,126	3,88,912	4,16,767	5,50,361	2,94,388
Parts of oil engines Value	—	—	—	—	—	1,09,531	99,015	1,78,817	1,42,661	67,299
Steam Engines No.	126	123	85	32	13	3,25,126	9,14,909	3,70,635	2,08,113	36,176
Parts of Steam Engines Value	—	—	—	—	—	3,22,647	1,65,085	3,08,529	48,763	68,370
Others	—	—	—	—	—	—	2,701	19,903	12,232	303
Electrical machinery of all kinds, not including instruments, apparatus, appliances, and parts thereof—										
Control and Switch gear	—	—	—	—	—	7,45,091	3,86,461	5,86,858	2,62,009	5,50,209
Generators, alternators, and dynamos	—	—	—	—	—	1,76,952	2,99,251	1,45,854	1,42,807	88,540
Motors	—	—	—	—	—	4,74,347	4,38,467	2,31,245	2,18,719	4,09,226
Transformers	—	—	—	—	—	2,07,941	2,45,307	1,73,182	85,707	55,952
Turbo-generating sets	—	—	—	—	—	19,582	2,07,771	10,416	2,02,543	3,11,132
Other kinds	—	—	—	—	—	13,96,240	10,06,787	5,59,881	9,29,242	3,00,750
Machinery, not being prime-movers or electrical machinery—										
Aerated water making machinery	—	—	—	—	—	19,192	12,488	1,17,127	15,016	12,630
Agricultural machinery—										
Agricultural tractors and parts	—	—	—	—	—	2,67,368	1,77,621	1,18,505	1,02,460	77,360
Ploughs and parts	—	—	—	—	—	36,188	21,159	8,270	10,348	882
Others	—	—	—	—	—	32,378	32,023	52,348	21,545	1,032
Boilers	—	—	—	—	—	18,53,344	8,60,662	6,64,634	5,47,854	4,50,919
Metal working machinery (including machine tools)	—	—	—	—	—	5,23,726	3,81,325	4,88,072	5,75,338	2,50,665
Mining machinery	—	—	—	—	—	1,28,99,419	48,53,316	35,99,029	55,67,807	55,50,296
Oil crushing and refining machinery	—	—	—	—	—	7,54,207	3,10,950	6,17,289	22,15,310	22,52,716
Paper mill machinery	—	—	—	—	—	—	212	22,033	—	—
Refrigerating machinery	—	—	—	—	—	2,35,293	1,25,919	2,13,377	5,67,167	49,309
Rice and flour mill machinery	—	—	—	—	—	11,01,391	7,91,068	5,66,287	6,97,498	1,61,256
Saw mill and wood working machinery	—	—	—	—	—	3,78,084	2,77,911	2,58,707	3,68,183	81,843
Sewing and knitting machines and parts thereof—										
Sewing and knitting machines No.	1,076	4,573	3,725	4,375	2,573	1,09,369	4,74,446	3,77,640	5,08,093	3,20,861
Parts of sewing machines and accessories Value	—	—	—	—	—	12,16,486	6,95,598	7,68,798	52,845	57,552
Textile machinery—										
Cotton—										
Cotton spinning machinery	—	—	—	—	—	—	29,386	92,819	21,187	23,947
Other sorts of cotton machinery	—	—	—	—	—	7,250	6,401	1,246	3,514	1,125
Othersorts	—	—	—	—	—	—	3,659	5,331	2,431	7,884
Typewriters—										
Typewriters No.	1,618	2,491	2,044	1,529	270	2,20,943	5,12,105	2,54,946	1,91,240	31,694
Parts and accessories Value	—	—	—	—	—	17,043	8,696	18,772	20,499	19,284
Other sorts of machinery (excluding printing machinery)	—	—	—	—	—	12,43,226	23,52,896	25,71,015	10,71,623	8,76,091
Total of Machinery and Millwork	—	—	—	—	—	2,80,40,624	1,69,50,873	1,84,50,517	1,56,54,944	1,27,03,998
Manures—										
Nitrate of Soda Tons	150	150	28,719	25,106
Sulphate of ammonia	856	60	54,281	8,692	..
Other sorts	40	110	249	1,046	..	6,956	20,682	40,846	1,54,280	..
Other kinds (excluding Oil cakes)	37	2	151	15,247	746	32,461	203	..
Nitrogenous*	—	—	—	—	15	—	—	—	—	2,108
Compounds	—	—	—	—	52	—	—	—	—	20,780
Total of Manures	227	262	756	1,106	67	50,922	46,534	1,27,088	1,63,155	22,888
Matches—										
Safety Gross of Boxes	1,077,110	507,267	336,593	24,555	315	11,86,688	5,77,500	2,67,675	35,280	983
Match-making materials										
Undipped splints Lbs.	236,362	196,332	25,350	26,524	20,866	2,287
Stickers of match boxes and empty	153,482	107,982	49,444	32,819	26,699	10,952
Total of Match-making materials	389,794	304,314	74,794	59,343	47,565	13,239
Mats and Matting, except cow and rubber Sq. Yds.	211,245	300,476	340,517	264,532	162,641	83,005	98,237	1,08,835	71,393	39,558

*Separately recorded from April, 1931.

No. 12—continued
IMPORTS—continued

PRINCIPAL AND OTHER ARTICLES	QUANTITY					VALUE				
	1927-28	1928-29	1929-30	1930-31	1931-32	1927-28	1928-29	1929-30	1930-31	1931-32
						R	R	R	R	R
BURMA—continued										
RANGOON—continued										
Metals and Ores—										
Aluminium—										
Unwrought . Cwts.	..	1	(56 lb.)	1	79	84	173	..
Wrought—										
Circles	7,910	5,148	11,877	8,327	4,607	6,12,973	4,12,463	8,07,973	6,27,917	3,01,033
Sheets	613	116	252	69	24	44,085	9,329	18,259	5,485	1,843
Other manufac- tures	1,530	1,011	583	483	289	1,98,548	1,12,602	74,649	51,934	23,145
Total of Alumi- nium	10,053	6,275	12,712	8,885	4,920	8,55,606	5,34,473	9,90,915	6,85,500	3,26,076
Antifriction metal Brass, Bronze, and similar alloys and manufactures thereof—	310	231	836	290	338	21,628	19,107	52,584	20,710	15,854
Unwrought	16	4	84	96	62	1,760	190	4,234	3,685	2,540
Wrought—										
Mixed or yellow metal, for sheathing	1,028	673	1,136	1,184	512	50,765	34,770	65,017	56,329	20,046
Rods	806	587	430	498	226	36,789	26,537	20,582	21,747	6,929
Other sorts	2,680	2,093	1,893	1,510	1,255	2,38,681	2,01,149	2,00,517	1,29,207	1,08,431
Total of Brass, Bronze, etc.	4,530	3,357	3,543	3,288	2,055	3,27,995	2,62,546	2,99,350	2,10,989	1,07,946
Copper—										
Ore Tons	5,597	2,08,846
Unwrought—										
Tiles, ingots, cakes, bricks, and slabs Cwts.	2,335	1,033	996	760	230	1,13,842	49,715	50,699	41,768	12,309
Wrought—										
Sheets	502	660	256	623	232	29,699	37,095	15,924	35,868	13,301
Tubes	358	328	184	140	48	21,304	25,802	16,544	11,494	2,834
Wire (exclud- ing wire of Telegraph and Telephone)	707	200	80	79	84	48,411	13,547	5,732	4,709	3,523
Other manufac- tures	523	807	313	391	108	43,668	68,729	33,835	48,247	11,619
Total of Copper	4,425	3,026	113,778	2,062	700	2,50,924	1,94,888	3,31,580	1,42,070	43,591
Iron—										
Pig Manufactures— Angle, bolt, and rod Tons	1,429	1,012	919	526	145	96,336	70,677	63,791	36,836	9,997
Bars and channels	8	7	150	7	1	1,527	1,406	17,541	1,450	222
Rice bowls	786	2,507	2,451	1,766	326	85,933	2,30,843	2,72,630	1,72,240	31,410
Total of Iron	2,439	3,613	3,596	2,359	608	2,85,649	3,38,463	3,84,955	2,35,025	55,214
Steel—										
Angle and Tee	3,908	4,067	3,290	2,577	958	4,42,377	4,96,051	4,09,327	3,07,718	1,00,523
Spring Bars other than cast steel	23	80	76	1	..	6,386	10,512	11,603	837	225
Cast—										
Tool steel—										
High speed	209	300	176	115	20	1,03,465	97,127	1,66,143	1,00,520	16,358
Carbon	7	6	1	31,614	6,305	11,602
Cast steel bars	15	25	119	64	10	8,182	19,473	24,122	21,345	3,580
Other cast steel Ingots, blooms, billets, and slabs	29	7	2	9,587	1,043	1,089
Total of Steel	14,587	18,302	13,043	8,472	3,376	17,12,066	16,65,298	17,66,114	10,89,943	4,07,932
Iron or steel—										
Anchors and cables	603	435	226	202	118	3,37,311	2,32,391	1,79,663	1,00,237	51,221
Beams, pillars, channels, girders, and bridge- work	13,654	7,642	10,627	6,544	3,291	26,58,624	12,02,071	21,21,761	13,16,531	7,50,674
Bolts and nuts Fencing materials (including fencing wire)	965	1,177	853	911	450	2,36,226	2,33,026	2,17,851	2,62,329	1,27,259
Hoops and strips	665	590	680	643	339	1,11,414	79,479	1,01,506	84,228	42,974
Nails, rivets, and washers (exclud- ing wire nails)	2,068	1,782	1,209	1,175	1,345	6,20,332	4,95,682	5,44,856	3,35,028	4,17,476
Pipes and fittings, cast	3,745	1,325	984	643	168	7,79,753	4,55,443	2,73,156	2,07,910	83,166

TRADE AT CHIEF PORT
RANGOON

(190)

No. 12—continued
IMPORTS—continued

PRINCIPAL AND OTHER ARTICLES	QUANTITY					VALUE				
	1927-28	1928-29	1929-30	1930-31	1931-32	1927-28	1928-29	1929-30	1930-31	1931-32
BURMA—continued						R	R	R	R	R
RANGOON—continued										
Metals and Ores—continued										
Iron or steel—continued										
Rails, chairs, and fishplates (including those for railways) . Tons	17,759	8,827	2,150	1,102	275	21,28,312	5,26,425	5,46,290	2,10,680	43,237
Screws—										
Wood Screws . "	101	45	100	68	65	73,340	21,915	70,819	39,968	41,196
Metal thread Screws . "	10	2	1	3	..	8,057	2,669	1,404	2,992	735
Sheets and plates—										
Galvanised—										
Corrugated . "	21,684	15,504	12,214	12,049	5,857	65,81,258	46,08,766	33,32,350	32,57,176	12,53,944
Plain . "	8,939	2,005	1,945	1,430	1,005	10,20,125	4,57,365	4,11,627	3,12,416	1,00,500
Tinned—										
Tin plates . "	2,885	1,401	2,554	2,653	1,175	9,11,162	5,71,896	9,18,339	7,36,153	3,11,561
Other sorts . "	118	48,058	258
Not galvanised or tinned—										
Sheets up to 1/4" thick . "	4,613	3,101	2,846	3,317	938	6,56,752	4,64,904	4,53,465	4,75,526	1,35,671
Plates over 1/4" thick . "	3,272	4,482	3,202	2,361	719	4,14,441	5,99,051	4,27,133	3,88,104	91,941
Other sorts . "	12	3,044
 Tubes, pipes and fittings wrought . "	14,713	3,317	4,341	3,366	2,970	38,54,248	10,18,620	13,90,465	11,72,375	9,01,996
Wire nails . "	4,256	3,580	4,212	2,696	2,470	8,33,675	5,88,286	7,14,638	3,94,900	3,78,322
Wire rope—										
Black . . "	409	834	299	422	239	2,36,918	4,62,722	1,95,545	2,74,935	1,97,969
Galvanised . "	767	502	191	171	116	4,11,266	2,27,237	1,24,238	1,01,509	64,677
Wire, other than fencing wire . "	663	483	585	595	625	1,48,600	1,17,910	1,33,493	1,13,619	1,21,651
Other manufactures of iron or steel . "	2,171	1,757	1,551	1,434	1,017	6,37,646	5,72,891	5,31,832	6,35,968	3,35,768
Total of Iron or Steel . "	1,00,271	54,400	52,823	42,710	24,043	2,30,39,764	1,32,76,197	1,29,55,939	1,05,36,416	55,90,321
Lead—										
Unwrought . Cwts.	1,339	260	102	462	100	47,084	4,231	1,923	7,264	1,264
Wrought—										
Pipes, and tubes . "	1,203	469	558	826	262	33,197	10,375	11,966	15,498	3,009
Sheets . "	3,364	1,431	1,779	1,575	761	83,823	26,193	36,062	25,089	9,192
Other sorts . "	259	399	139	182	55	8,229	10,621	3,980	4,923	1,599
Total of Lead . "	6,665	2,659	2,578	3,045	1,178	1,72,333	51,425	53,936	52,779	15,964
Quicksilver Lbs.	8,095	9,118	7,485	8,465	6,787	27,501	35,339	30,184	34,412	28,377
Solder . Cwts.	1,978	1,302	979	1,173	589	2,12,966	1,14,637	90,040	65,004	31,558
Tin—										
Unwrought (blocks, ingots, bars, and slabs) . "	1,131	1,495	1,116	763	581	2,31,574	2,94,176	2,23,759	1,06,625	67,038
Wrought . "	16	19	29	6	1	3,336	3,364	2,413	1,260	95
Total of Tin . "	1,147	1,514	1,145	769	582	2,35,410	2,97,540	2,31,172	1,07,885	67,133
Zinc or Spelter—										
Unwrought . "	112	15,083	17,640	12,954	8,437	3,246	2,98,550	3,56,575	1,80,323	75,695
Wrought or manufactured . "	23,591	10,140	11,688	21,853	7,061	5,67,833	2,35,733	3,08,005	2,27,430	1,24,726
Other sorts . "	16	449
Total of Zinc or Spelter . "	23,703	25,223	29,344	24,807	15,548	5,71,079	5,34,333	3,65,029	4,07,753	2,00,421
Metals, unenumerated . "	1,792	1,639	2,013	2,595	1,023	2,00,322	1,91,833	2,00,224	2,74,407	1,53,717
Ores, unenumerated . Tons	125	..
Total of Metals . "	1,20,031	73,576	71,715	55,887	29,271	2,79,19,243	1,75,16,429	1,78,33,211	1,36,62,838	71,34,634
Total of Ores . "	5,597	2,08,861 (a)	125	..
Total of Metals and Ores . "	1,20,031	73,576	77,312	55,887	29,271	2,79,19,243	1,75,16,429	1,80,42,072	1,36,73,013	71,34,634

(a) Included Rs. 15 the value of 2 cwts. of "Lead Ore".

No. 12—continued

IMPORTS—continued

PRINCIPAL AND OTHER ARTICLES	QUANTITY					VALUE				
	1927-28	1928-29	1929-30	1930-31	1931-32	1927-28	1928-29	1929-30	1930-31	1931-32
<i>OPERA—continued</i>						R	R	R	R	R
<i>RAMBOON—continued</i>										
Oils—										
Animal Cwts. & Galls.	268=3,220	94=1,130	71=902	80=1,000	1,287=16,019	7,411	2,923	2,052	1,635	10,344
Essential—										
Synthetic Lbs. & Galls.	1,127=125	491=55	311=34	438=49	65=7	6,313	1,850	1,132	1,370	422
Natural—										
Peppermint "	2,293=251	2,458=274	3,581=397	233=33	310=90	19,696	19,650	23,785	1,504	4,077
Other sorts "	16,848=1,345	28,957=3,221	16,844=1,365	14,873=1,648	9,400=1,044	43,593	57,344	54,600	42,740	23,413
Total of Essential Oils "	20,238=2,221	31,906=3,550	20,736=2,297	15,594=1,730	10,275=1,141	75,085	78,844	79,517	45,614	27,922
Mineral—										
Fuel oils . Tons & Galls.	95,831=23,839,434	104,274=25,941,417	94,779=23,538,319	71,338=18,004,598	35,637=8,332,246	33,96,070	34,78,606	31,70,612	24,22,278	11,77,719
Kerosene—										
In tins Galls.	1,030,609	1,262,009	809,871	812,055	772,106	9,62,976	11,04,605	6,64,734	6,67,120	6,11,677
Lubricating oils "	443,480	595,097	420,513	579,839	372,194	9,13,820	11,82,274	7,99,930	11,23,925	7,95,013
White Oil (a) "	—	—	233,351	187,141	62,648	—	—	2,12,730	1,82,065	65,165
Other kinds "	666,988	596,698	85,762	65,220	44,706	7,27,774	5,98,143	1,63,774	1,13,116	87,306
Total of Mineral Oils "	25,980,511	28,395,216	25,138,616	19,648,653	10,133,900	59,90,640	63,58,623	50,01,930	45,08,505	27,36,371
Mineral Grease including petroleum jelly (d) lbs.	—	—	—	—	133,240	—	—	—	—	37,190
Vegetable, non-essential—										
Coconut Cwts. & Galls.	9,748=121,135	6,068=75,443	4,111=51,188	1,740=21,649	17,709=220,371	2,94,132	1,80,272	1,15,711	42,043	3,43,968
Linseed "	916=11,908	836=10,339	675=8,410	564=7,046	466=5,316	37,104	31,088	25,512	21,156	17,466
Other sorts "	1,101=13,394	1,296=16,151	1,237=15,397	933=11,703	1,027=12,771	39,386	53,127	47,091	32,301	26,036
Total of Vegetable Oils "	11,765=146,437	8,195=101,933	6,023=74,995	3,242=40,393	19,202=2,38,958	3,71,172	2,64,437	1,88,314	1,05,500	3,87,470
Total of Oils Galls.	26,132,389	28,501,379	25,216,310	19,591,790	10,404,332	64,44,303	67,04,332	52,72,468	46,51,254	32,03,797
Oil-cloth and floor-cloth Sq. Yds.	353,298	251,507	377,369	269,974	156,046	3,01,762	1,96,592	2,97,937	1,86,116	98,937
Opium Lbs.	60
Packing—Engine and Boiler—of all kinds, excluding asbestos Value	—	—	—	—	—	41,129	69,456	37,807	43,591	28,339
Paints and Painters' materials—										
Paints and Colours—										
Barytes Cwts.	1,002	..	41,379	51,711	4,943	25,358	..	1,09,994	1,36,612	13,222
Blue paint or Paris blue "	897	639	546	1,232	1,088	62,258	45,361	37,208	78,016	60,096
Enamels prepared (c) "	1,914	2,599	2,299	—	—	1,66,629	1,96,377	1,43,325	—	—
Graphite "	305	522	403	413	451	12,694	13,160	8,745	9,647	8,255
Red lead—										
Genuine, dry "	4,987	4,002	3,956	1,402	1,629	1,52,339	1,03,644	90,537	37,792	35,835
Reduced "	50	25	..	102	475	1,424	663	..	2,079	9,236
White lead—										
Genuine, dry "	949	524	776	295	194	29,054	15,279	24,277	19,230	5,714
Reduced "	36	2	..	3	33	1,142	64	..	91	922
Genuine, moist "	2,218	2,667	119	483	379	55,923	74,271	3,873	14,438	10,339
Reduced "	306	1,069	517	2,023	1,933	9,915	31,363	26,367	60,146	53,344
Zinc, white—										
Genuine, dry "	112	111	50	244	92	3,519	3,097	1,261	5,767	2,799
Reduced "	..	30	..	6	53	..	633	..	348	1,352
Genuine, moist "	5,069	4,744	3,998	3,779	2,710	2,23,747	1,70,334	1,44,462	1,30,241	90,269
Reduced "	60	197	165	333	105	2,003	4,200	6,443	8,033	1,931
Other sorts "	16,774	19,362	21,308	—	—	4,79,135	6,22,403	6,74,616	—	—
White, dry (b) "	—	—	—	109	22	—	—	—	2,134	335
Coloured, dry (b) "	—	—	—	3,609	1,554	—	—	—	37,537	39,166
White, moist (b) "	—	—	—	297	45	—	—	—	6,641	1,376
Coloured, moist (b) "	—	—	—	9,964	6,490	—	—	—	3,13,027	1,66,450

(a) Separately recorded from 1929-30.

(b) Separately recorded from 1930-31.
(d) Separately recorded from 1931-32.

(c) Shown under "Varnish" from 1930-31.

PRINCIPAL AND OTHER ARTICLES	QUANTITY					VALUE				
	1927-28	1928-29	1929-30	1930-31	1931-32	1927-28	1928-29	1929-30	1930-31	1931-32
BURMA—continued										
RANGOON—continued										
Paints and Painters' materials— <i>continued</i>										
Painters' materials (other than paints and colours)— <i>1</i>										
Turpentine—										
Genuine turpentine Cwts.	1,224	626	810	721	500	57,141	23,889	29,135	26,661	19,600
Turpentine substitute "	..	17	28	68	10	..	582	481	1,286	11
Varnish . "	3,414	3,099	3,026	—	—	1,54,547	1,33,634	1,32,659	—	—
Enamel (a) . "	—	—	—	2,051	1,160	—	—	—	1,38,229	73,41
Other kinds (a) . "	—	—	—	2,359	1,794	—	—	—	1,13,570	63,11
Other kinds . Value	—	—	—	—	—	139,706	44,584	30,581	37,371	25,20
Total of Paints and Painters' materials . "	—	—	—	—	—	14,81,579	14,84,023	14,04,010	12,18,951	6,82,51
Paper and Pasteboard—										
Paper—										
Packing paper Cwts.	27,924	17,901	30,604	21,780	11,656	4,97,817	2,82,497	4,68,419	3,15,492	1,81,51
Printing paper—										
News printing "	16,589	18,051	31,107	27,259	25,615	2,55,245	3,22,058	4,36,619	4,15,930	3,50,81
Other sorts . "	13,866	17,495	11,824	9,815	6,398	2,54,264	3,07,949	2,00,071	1,62,035	99,59
Writing paper in Ream	63,283=	44,393=	52,199=	46,791=	37,847=	3,19,118	2,02,606	2,42,578	2,13,214	1,52,31
Large Sheets Cwts.	11,432	7,471	9,301	8,509	6,915					
Note and letter paper and envelopes Cwts.	1,577	3,914	5,063	1,341	795	95,868	1,45,756	1,82,308	74,140	42,13
Envelopes imported separately "	1,608	1,268	1,235	1,176	1,642	84,755	65,711	56,916	58,120	75,84
Old newspapers in bales and bags "	142,836	121,825	172,424	162,047	134,288	9,02,307	6,99,313	3,74,658	7,32,331	5,72,43
Other kinds of paper "	7,399	16,640	13,000	12,661	13,978	2,68,058	4,63,160	3,73,655	3,29,975	3,10,47
Paper manufactures "	3,053	1,654	2,668	3,681	3,052	1,36,240	79,755	1,37,209	2,46,525	2,02,40
Pasteboard, millboard, and cardboard of all kinds—										
Straw boards . "	8,265	5,276	10,374	4,323	4,770	64,987	40,699	77,966	28,823	31,68
Other kinds . "	547	2,124	2,233	1,553	1,921	14,238	60,138	51,265	31,570	38,79
Manufactures of pasteboard, millboard and cardboard . "	547	205	218	454	459	21,489	10,987	19,199	24,104	22,51
Total value of Paper and pasteboard . "	235,648	218,824	290,146	254,399	211,489	29,14,186	26,80,623	31,80,850	26,32,257	20,39,521
Paraffin Wax Tons	21	110	191	271	80	4,604	53,563	64,718	87,203	24,800
Perfumery (not being perfumed spirit) Value	—	—	—	—	—	72,000	61,145	65,959	50,472	31,134
Pitch and Tar—										
Coal tar and pitch Cwts.	10,179	8,143	9,381	7,422	10,166	82,491	57,446	59,867	49,399	53,274
Stockholm tar and pitch . "	651	843	571	566	837	3,341	10,556	7,306	7,213	12,628
Total of Pitch and Tar . "	10,830	8,986	9,952	7,988	11,003	85,832	68,002	67,173	56,612	65,902
Plants, living, including bulbs and seeds for sowing . Value	—	—	—	—	—	8,565	19,234	17,346	21,100	20,046
Pollishes—										
Pollishes and compositions for application to leather . "	—	—	—	—	—	79,843	1,07,877	72,309	66,514	55,566
Pollishes and compositions for application to metals, etc. . "	—	—	—	—	—	31,240	38,855	34,518	21,374	35,521
Other sorts . "	—	—	—	—	—	29,456	38,970	33,815	23,375	27,654
Total of Pollishes etc. . "	—	—	—	—	—	1,40,039	1,85,708	1,40,142	1,16,263	1,18,741
Precious Stones and Pearls, uncut—										
Diamonds . "	—	—	—	—	—	2,31,303	14,53,349	13,65,396	2,93,756	26,279
Other Precious stones . "	—	—	—	—	—	19,80,770	1,80,155	99,769	1,48,076	1,23,544
Pearls . "	—	—	—	—	—	5,434	60	9,140	6,429	10
Total of Precious stones etc. . "	—	—	—	—	—	22,00,512	16,33,564	14,74,305	4,48,261	1,49,593
Printing and Lithographing machinery and materials (excluding paper)—										
Printing and lithographing presses . "	—	—	—	—	—	83,555	29,449	41,467	12,407	16,529
Printing type Cwts.	68	114	335	101	63	11,072	18,780	41,612	17,501	10,597
Printers and Lithographer's ink . Value	—	—	—	—	—	37,126	37,854	41,024	20,307	16,039
Other materials . "	—	—	—	—	—	9,056	37,374	84,494	38,973	31,683
Total of Printing, and Lithographing machinery . "	—	—	—	—	—	1,45,519	1,23,987	2,09,497	89,688	75,395

(a) Separately recorded from 1930-31.

No. 12—continued
IMPORTS—continued

PRINCIPAL AND OTHER ARTICLES	QUANTITY					VALUE				
	1927-28	1928-29	1929-30	1930-31	1931-32	1927-28	1928-29	1929-30	1930-31	1931-32
BURMA—continued RANGOON—continued Prints, Engravings and Pictures Value	—	—	—	—	—	R 22,454	R 17,704	R 12,612	R 20,549	R 34,536
Provisions and Oil- man's stores—										
Bacon and hams . . . Cwts.	1,956	2,141	1,761	1,942	1,617	2,23,972	2,40,145	2,03,443	2,11,236	1,41,255
Biscuits and cakes . . . "	29,395	39,143	30,510	22,202	14,546	26,23,252	25,04,988	22,18,994	16,48,964	10,48,898
Butter (including canned) "	1,199	924	1,132	937	909	2,30,675	1,85,532	2,21,707	1,62,620	1,50,915
Canned and bot- tled provi- sions (not specified else- where)—										
Canned or bottled fruits "	7,758	7,530	8,920	10,792	7,086	3,13,239	3,04,582	3,60,285	3,65,670	2,11,316
Tinned or canned fish Vegetable Products : vegetable ghee, vegetable fat, etc. "	83,988	63,119	71,208	49,008	13,282	27,95,742	16,59,785	19,72,510	12,10,905	3,68,830
Others "	6,559	8,868	7,453	12,223	10,101	2,89,416	3,77,304	2,91,447	4,74,093	3,70,842
Cheese (including canned) "	12,337	9,362	9,431	9,369	8,225	8,27,729	6,12,610	5,81,733	5,81,885	3,79,058
Cocoa and choco- late "	879	939	844	875	678	84,417	96,903	84,307	82,102	68,923
Confectionery "	1,030	1,449	676	917	752	1,81,357	2,25,245	71,569	1,03,641	82,090
Farinaceous and patent foods—	3,343	2,054	3,046	2,306	987	3,63,161	1,99,992	2,99,110	2,28,154	92,693
Farinaceous foods in bulk "	62,323	65,243	65,684	62,129	51,135	14,30,842	18,53,983	14,24,539	12,52,000	7,43,823
Milk foods for in- fants and invalids (wholly or mainly milk) "	3,682	3,742	2,942	2,313	2,114	3,03,762	7,40,359	6,36,295	6,53,390	4,43,803
Other sorts "	11,703	2,653	2,572	2,610	2,367	3,05,040	1,87,912	2,04,123	2,32,993	1,99,636
Isinglass "	473	77	377	199	138	98,256	17,049	87,131	46,610	31,244
Jams and jellies "	2,126	1,915	2,341	1,842	1,820	1,15,790	99,492	1,20,522	91,067	83,110
Lard "	2,242	1,438	640	637	352	1,02,213	63,726	23,460	29,315	14,531
Milk, condensed and preserved, including milk cream "	1,73,672	1,83,750	177,747	159,556	1,31,215	69,27,330	63,42,674	61,93,793	53,09,064	38,35,305
Pickles, chutnies, sauces, and con- diments "	1,381	1,319	1,577	1,390	1,651	96,620	1,43,346	1,19,338	1,33,461	1,20,485
Vinegar (excluding bottled vinegar) Gals.	3,294	3,007	1,715	793	905	5,547	3,261	2,246	1,437	1,237
Other sorts of pro- visions Cwts.	17,786	11,532	8,718	6,177	6,187	5,22,133	4,00,809	3,67,766	2,95,857	2,51,273
Total of Provi- sions, etc. Value	—	—	—	—	—	1,72,91,103	1,57,67,997	1,55,39,403	1,30,89,014	89,84,372
Railway plant and rolling stock— Carriages and parts thereof—										
By State Railway working under Company management "	—	—	—	—	—	3,99,149	—	—	—	—
By other Railways Wagons and parts thereof—	—	—	—	—	—	1,02,829	—	—	—	—
By State Railways working under Company management "	—	—	—	—	—	11,00,164	—	—	—	—
By other Railways or by Contractors or Merchants Locomotive engines and ten- ders and parts thereof—	—	—	—	—	—	1,42,117	—	—	—	—
By State Rail- ways work- ing under Com- pany manag- ement "	—	—	—	—	—	16,22,151	—	—	—	—
By other Rail- ways or by Contractors or Merchants "	—	—	—	—	—	5,022	—	—	—	—

TRADE AT CHIEF PORT
RANGOON

(194)

No. 12—continued
IMPORTS—continued

PRINCIPAL AND OTHER ARTICLES	QUANTITY					VALUE				
	1927-28	1928-29	1929-30	1930-31	1931-32	1927-28	1928-29	1929-30	1930-31	1931-32
BURMA—continued										
RANGOON—continued										
Railway Plant and Rolling Stock—contd.										
Materials for construction—										
Other kinds of Materials—										
(By State Railways Working under Company management) Tons	386	—	—	—	—	1,33,691	—	—	—	—
(By other Railways or by Contractors or by Merchants) "	17	—	—	—	—	5,431	—	—	—	—
Total of Railway Plant, etc. Value	—	—	—	—	—	85,10,554	—	—	—	—
Rubber—										
Raw Lbs.	151	683	1,050	2,601	2,508	361	491	948	1,002	840
Manufactures—										
Pneumatic motor covers, No.	45,319	49,109	49,144	28,458	28,453	14,21,469	17,58,501	20,44,605	12,63,170	10,00,278
Pneumatic motor tubes "	41,912	43,677	41,002	25,482	25,311	2,65,174	3,10,008	2,99,702	1,99,658	1,45,710
Pneumatic motor cycle tubes "	2,072	1,184	769	562	815	31,823	3,552	2,248	1,795	2,052
Pneumatic cycle covers "	37,707	33,145	50,402	42,012	60,338	93,691	75,798	1,11,794	97,470	1,18,648
Pneumatic cycle tubes "	34,751	42,376	58,230	50,223	50,676	36,650	44,659	47,057	43,408	36,089
Solid rubber tyres for motor vehicles "	1,428	904	553	479	205	1,15,565	63,930	49,523	27,508	12,330
Other manufactures (except apparel and boots and shoes) Value	—	—	—	—	—	3,10,097	3,52,460	3,05,474	2,88,825	2,32,120
Total of Rubber "	—	—	—	—	—	22,74,350	26,09,310	28,55,356	19,22,842	15,48,070
Salt Tons	99,046	80,834	94,072	88,570	49,041	26,66,246	20,26,933	23,86,370	21,05,088	9,30,935
Seeds—										
Oil seeds—										
Essential "	40	..	8	19,112	..	583	..	2
Non-essential "	80	34	..	14	317	21,696	7,830	284	3,915	8,704
Other than oil seeds "	92	124	66	65	55	49,236	56,295	40,210	28,333	24,177
Total of Seeds "	212	158	74	79	372	90,044	64,125	41,086	32,248	32,883
Smokers' requisites (excluding tobacco) Value	—	—	—	—	—	3,38,154	2,52,951	1,92,362	1,80,719	57,002
Soap—										
Household and laundry soap in bars or tablets Cwts.	109,306	87,519	93,889	85,344	77,595	34,36,772	27,58,894	29,75,356	23,14,865	16,14,564
Toilet soap "	2,728	2,843	2,055	1,839	1,826	3,06,134	2,92,068	2,63,710	2,15,041	1,68,842
Other sorts "	3,328	4,655	3,429	3,401	3,051	1,51,067	1,75,136	1,24,163	1,23,001	92,029
Total of Soap "	115,452	95,017	104,373	90,584	82,472	38,95,073	32,26,038	33,63,229	26,53,907	19,05,435

* Discontinued from 1928-29.

No. 12—continued
IMPORTS—continued

PRINCIPAL AND OTHER ARTICLES	QUANTITY					VALUE				
	1927-28	1928-29	1929-30	1930-31	1931-32	1927-28	1928-29	1929-30	1930-31	1931-32
BURMA—continued										
RANGOON—continued										
Spices—										
Betelnuts . . . Cwts.	45,676	62,244	80,163	77,584	90,512	9,60,590	10,41,385	13,14,139	11,84,276	10,24,515
Cloves . . . "	853	499	69	3	..	39,008	34,085	6,038	226	3
Nutmegs . . . "	1,148	1,208	1,299	868	1,012	56,719	50,957	63,751	36,401	31,169
Pepper . . . "	540	658	499	578	436	42,163	52,762	41,257	43,413	18,834
Other sorts . . . "	720	1,165	1,057	1,036	864	41,048	44,361	51,717	38,914	20,718
Total of Spices . . . "	48,937	65,769	83,087	80,066	92,824	11,39,528	12,23,420	14,76,902	13,03,123	10,95,239
Starch and Farina . . . "	1,078	1,834	1,891	1,001	754	17,296	24,787	24,136	21,635	10,221
Stationery (excluding paper)—										
Pencils (excluding Slate pencils) Dozens	398,848	335,210	318,466	282,146	162,773	1,57,485	1,31,483	1,40,556	1,10,748	57,763
Other sorts . Value	—	—	—	—	—	7,22,890	8,36,298	9,58,944	6,53,024	4,26,408
Total of Stationery . . . "	—	—	—	—	—	8,80,375	9,67,781	10,99,500	7,63,772	4,84,171
Stone and Marble—										
Stone and marble . Tons	619	256	115	133	174	66,183	50,757	27,353	34,061	30,942
Articles of stone and marble . . . "	230	352	94	78	73	47,887	32,439	25,332	38,468	63,838
Total of Stone and Marble . . . "	849	608	209	211	247	1,14,070	83,196	52,685	72,529	94,780
Sugar—										
Sugar, 16 Dutch Standard and above . . . "	46,051	40,465	41,683	—	—	94,57,290	73,30,399	69,61,761	—	—
Sugar, 23 Dutch Standard and above (a) . . . "	—	—	—	39,162	27,873	—	—	—	40,74,041	33,62,452
Sugar, below 23 Dutch Standard but not below 16 Dutch Standard (a) . . . "	—	—	—	220	278	—	—	—	57,879	55,844
Sugar, 15 Dutch Standard and below . . . "	3	—	8	856	—	2,661	24	..
Peet Sugar . . . "	..	150	228	150	1	..	33,701	39,770	26,702	210
Molasses . . . "	629	537	684	598	239	49,924	29,747	46,677	40,471	15,669
Total of Sugar . . . Tons	46,883	41,152	42,601	40,130	28,186	95,08,070	73,93,338	70,50,869	60,99,117	34,34,175
Tallow and Stearine . . . Cwts.	2,404	5,563	2,028	2,658	3,297	95,170	1,95,323	1,03,366	97,613	53,748
Tea—										
Black . . . Lbs	298,797	380,695	315,724	230,007	188,814	1,73,706	2,70,393	2,36,829	1,77,380	1,19,629
Green . . . "	7,064	16,830	15,827	12,183	20,466	8,359	19,795	18,147	13,281	19,175
Total of Tea . . . Lbs	240,861	377,725	331,551	248,190	209,280	1,82,065	2,90,688	2,54,976	1,90,661	1,38,804
Telegraphs, materials for construction and accessories (excluding electrical) . Value	—	—	—	—	—	1,043	19,100	1,33,163	2,697	186
Telephones, materials for construction and accessories (excluding electrical) . . . "	—	—	—	—	—	2,935	63,998	5,664	4,021	8,416

(a) Separately recorded from 1930-31.

TRADE AT CHIEF PORT
RANGOON

(196)

No. 12—continued

IMPORTS—continued

PRINCIPAL AND OTHER ARTICLES	QUANTITY					VALUE				
	1927-28	1928-29	1929-30	1930-31	1931-32	1927-28	1928-29	1929-30	1930-31	1931-32
BURMA—continued										
RANGOON—continued										
Textiles—										
Cotton—										
Raw . . . Tons	35	165	..
Waste . . Cwts.	..	2	7	20	4	0	208	100	586	0
Twist and Yarn—										
Grey (unbleached)										
Nos. 16 to 20 Lbs.	70,000	7,200	..	1,230	4,000	46,030	5,485	..	562	2,441
„ 26 to 30 „	6,000	8,200	147,760	5,752	5,684	1,03,051
„ 31 to 40 „	91,600	42,000	54,125	54,000	48,000	96,406	46,618	61,267	45,952	84,461
„ 41 to 50 „	..	10,000	13,562
„ 51 to 60 „	..	2,000	..	4,000	2,000	..	3,012	..	3,601	1,931
Two-folds (doubles) „	371,947	404,321	333,565	476,751	583,260	3,76,448	5,20,153	3,75,493	4,07,720	4,30,541
White (bleached)—										
Nos. 31 to 40 . . „	..	2,000	4,200	..	2,000	..	2,052	3,991	..	1,104
White bleached two-folds (doubles) „	97,535	110,557	85,900	104,415	153,200	1,25,278	1,59,903	1,28,522	1,07,509	1,45,371
Coloured—										
Nos. 1 to 20 . . „	380,600	193,146	201,208	177,054	182,400	5,26,536	2,51,712	2,62,581	1,94,043	1,67,654
„ 21 to 25 . . „	232,245	220,385	193,311	215,726	219,300	2,36,973	2,24,332	2,36,134	2,31,212	2,02,060
„ 26 to 30 . . „
„ 31 to 40 . . „	2,000	2,800	2,350	2,951
„ 41 to 50 . . „
Above No. 50 . . „	17,283	23,507
Two-folds (doubles) „	269,885	211,334	141,340	148,248	92,462	4,38,441	3,35,363	2,23,036	1,98,272	1,09,560
Mercerised cotton yarn two-folds (doubles) „	..	10,800	162,000	46,500	78,600	..	26,549	3,75,384	76,079	1,25,796
Total of Twist and Yarn . . „	1,582,145	1,221,543	1,184,549	1,236,124	1,518,482	19,21,969	16,51,692	16,72,110	12,70,634	18,23,977
Manufactures—										
Blankets . . Lbs.	2,052,592	1,485,420	1,648,430	2,170,800	1,400,984	17,83,533	14,10,394	12,64,706	12,92,885	7,88,520
Canvas Handkerchiefs and Shawls in the piece—										
Handkerchiefs No.	1,476,687	1,680,723	1,912,342	1,370,523	610,685	1,74,624	1,55,035	1,74,668	1,24,865	54,944
Shawls . . „	10,896	18,964	13,345	6,861	23,376	19,490	30,007	18,353	5,956	20,129
Hosiery—										
Stockings and socks Dozen pairs	69,025	71,334	62,486	63,336	30,125	1,49,497	1,50,674	1,10,999	1,10,818	50,387
Underwear Doz.	484,300	492,023	530,039	390,756	291,613	21,55,657	22,94,160	26,27,251	15,14,536	9,94,384
Others . . Value	—	—	—	—	—	50,107	38,367	41,872	3,303	5,819
Lace and patent net . . Yds.	530,531	245,796	331,333	402,663	250,347	1,37,302	1,59,494	1,30,513	1,03,011	1,11,796
Piece-goods—										
Grey unbleached—										
Plain Grey—										
Dhutis, Saris and Scarves „	110,500	186,212	30,000	39,236	7,867	25,554	47,396	7,095	7,314	1,136
Drills and Jeans . . „	368,427	656,200	565,325	187,344	86,873	90,466	1,87,595	1,44,638	46,226	23,786
Longcloth and Shirtings . . „	11,250,048	13,634,106	13,618,249	13,349,401	8,410,699	27,60,600	34,48,302	43,29,237	26,01,116	13,43,623
Sheetings . . „	3,721,950	1,558,183	1,400,422	867,029	5,045	8,21,633	3,72,395	3,19,037	1,78,567	597
Unspecified descriptions . . „	39,652	12,168	55,395	34,787	6,933	13,255	4,093	22,398	3,653	1,327
Total of Plain Grey . . „	15,435,577	16,046,874	20,669,391	14,977,797	8,517,417	37,11,508	40,55,681	48,22,450	28,41,876	18,70,974

No. 12—continued
IMPORTS—continued

PRINCIPAL AND OTHER ARTICLES	QUANTITY					VALUE				
	1927-28	1928-29	1929-30	1930-31	1931-32	1927-28	1928-29	1929-30	1930-31	1931-32
						R	R	R	R	R
BURMA—continued										
RANGOON—continued										
Textiles—continued										
Cotton—continued										
Manufactures—contd.										
Piece-goods—continued										
Grey (unbleached)—contd.										
Bordered										
Grey—										
Dhutis,										
Saris, and										
Scarves . Yds.	1,888,149	1,207,572	2,111,858	827,942	498,575	3,09,199	3,11,051	4,76,185	1,47,629	75,182
Unspecified										
descriptions	22,500	12,000	1,958	2,891	2,557	787
Total of Bordered										
Grey ..	1,888,149	1,207,572	2,134,358	839,942	498,533	3,09,199	3,11,051	4,73,576	1,50,186	75,919
Total of Grey										
(unbleached)										
Plain and										
Bordered . ..	16,868,726	17,254,446	22,808,744	15,817,739	9,015,950	40,20,707	43,66,732	53,01,026	29,92,062	14,46,893
White (bleached)										
Checks,										
Spots, and										
Stripes . ..	500,717	372,602	847,643	330,343	83,418	2,13,799	1,16,138	2,13,072	77,302	20,378
Dhutis,										
Saris, and										
Scarves . ..	219,380	74,840	244,257	185,921	..	61,841	29,346	72,809	39,224	..
Drills and										
Jeans . ..	768,226	872,346	734,860	612,609	641,131	3,13,571	3,18,153	2,58,213	1,52,814	1,19,712
Jaconets,										
Madapol-										
lams,										
Mulls,										
Cambrics,										
and Mus-										
lins . ..	2,295,577	3,285,065	4,364,862	3,459,391	2,099,312	9,99,217	15,90,464	22,50,211	15,01,887	7,54,688
Lawns . ..	6,675,886	6,973,348	9,962,643	4,954,988	6,925,613	35,07,391	32,32,705	46,67,224	19,91,098	21,50,350
Longcloth										
and shirt-										
ings . ..	15,489,569	14,910,272	17,543,632	17,043,921	23,028,284	52,33,124	46,36,890	52,97,297	40,10,324	38,64,479
Mulls . ..	5,718,243	5,658,139	6,003,575	2,779,492	2,775,001	16,45,302	15,46,278	16,66,292	6,52,417	5,89,421
Sheetings .										
Twills . ..	143,823	4,258	6,768	25,244	16,537	49,342	3,327	6,359	18,162	73,099
Unspecified										
descrip-										
tions . ..	1,120,493	845,173	234,539	237,202	51,613	3,27,955	1,91,315	67,248	47,114	10,985
Total of White										
(bleached) .	37,798,979	37,318,671	45,469,393	32,105,921	36,891,281	1,41,04,151	1,31,90,162	1,64,61,677	92,40,796	77,08,213
Coloured,										
printed, or										
dyed—										
Printed goods—										
Cambrics, includ-										
ing Madapol-										
lams, Mulls,										
and Jaconets .	2,398,068	2,059,356	1,259,195	935,390	192,141	7,96,175	7,19,086	5,54,247	3,64,742	73,307
Checks, Spots and										
Stripes . ..	526,770	608,378	578,594	273,492	227,518	2,25,473	3,25,415	2,45,220	99,602	93,271
Dhutis . . .	364,678	29,712	4,712	1,91,754	6,690	985
Drills and Jeans .	2,499,619	4,374,058	4,564,156	3,192,714	3,621,339	7,46,078	11,84,203	10,47,065	5,62,473	5,11,259
Flannel and Flan-										
nettes . . .	1,087,522	1,004,159	516,847	505,169	403,145	3,69,232	3,86,837	1,71,793	1,11,656	84,444
Lungs . . .	4,951,000	6,059,767	6,586,490	4,722,677	6,226,611	20,60,472	27,66,519	28,62,254	13,45,520	17,71,206
Prints and Chintz .	1,016,439	3,095,519	2,699,641	2,767,526	2,772,111	4,32,557	12,76,334	10,52,334	8,67,545	4,80,448
Saris and Scarves .	330,343	293,921	359,716	282,750	71,846	1,49,949	1,24,676	1,54,899	1,03,237	26,869
Sateens . . .	1,070,123	548,327	220,606	362,092	47,589	6,90,497	3,34,495	1,21,306	1,52,523	22,250
Shirtings . . .	3,058,206	2,914,862	4,145,201	4,894,726	6,085,523	8,81,913	9,56,215	10,52,346	9,34,103	10,07,490
Twills . . .	152,320	195,562	186,623	20,363	24,114	57,839	70,678	43,361	9,438	15,333
Woven Lungis and										
Sarongs . . .	5,993,455	4,838,697	4,605,397	1,594,251	1,407,972	33,04,594	23,98,357	23,95,229	7,18,031	4,96,943
Unspecified des-										
criptions . . .	2,553,373	1,270,541	305,595	215,839	187,201	10,28,478	3,91,710	98,801	1,50,754	1,17,074
Total Printed										
goods . . .	25,912,416	27,298,754	26,082,778	19,767,844	21,237,115	1,09,24,061	1,10,39,363	97,10,790	59,55,086	46,69,084

TRADE AT CHIEF PORT
RANGOON

(198)

No. 12—continued
IMPORTS—continued

PRINCIPAL AND OTHER ARTICLES	QUANTITY					VALUE				
	1927-28	1928-29	1929-30	1930-31	1931-32	1927-28	1928-29	1929-30	1930-31	1931-32
BURMA—continued						R	R	R	R	R
RANGOON—continued										
Textiles—continued										
Cotton manufactures—continued										
Piece-goods—continued										
Coloured, printed, or dyed—continued										
Dyed goods—										
Cambrics, including Madapollams, Muslins, Mulls, and Jaconets . Yds.	1,208,686	803,061	1,882,198	780,617	325,558	5,30,954	3,48,739	6,69,995	2,30,833	87,938
Checks, Spots and Stripes	3,378,714	3,782,714	3,961,012	1,502,820	505,658	15,17,005	19,20,388	15,91,114	5,56,037	1,58,745
Dhutis	84,980	12,610	35,704	15,868	23,295	20,850	2,691	6,750	2,490	3,494
Drills and Jeans	7,424,472	3,381,890	4,882,554	3,146,201	2,873,202	23,62,136	11,37,433	14,30,127	7,62,786	5,67,540
Flannel and Flannelettes	2,403,261	551,564	601,227	799,103	741,423	6,32,167	1,66,756	1,77,221	1,41,899	1,32,154
Italian cloth and Sateen	1,038,838	563,017	701,817	457,516	184,309	5,97,842	3,45,934	4,30,545	2,13,005	1,19,877
Lungis	50,305	47,532	31,571	..	116	31,089	27,149	15,164	..	39
Prints and Chintz	1,390,577	1,182,522	367,609	271,741	71,941	4,02,426	3,17,139	1,27,244	76,888	27,783
Shirtings	6,239,093	8,038,048	13,862,760	9,961,250	10,158,042	19,54,420	24,45,080	32,46,159	20,52,364	15,77,511
Twill Woven Lungis and Sarongs	693,176	606,945	2,363,388	1,800,692	1,646,944	3,43,652	3,17,669	10,98,644	7,26,964	4,68,641
Unspecified descriptions	459,580	215,811	114,079	45,850	34,514	2,55,801	1,13,382	47,940	18,728	14,605
Total of Dyed goods	13,414,703	7,196,197	1,948,088	3,269,664	1,174,654	44,67,393	24,94,103	7,26,100	9,33,760	4,24,530
Total of Dyed goods	37,771,385	26,331,911	30,702,067	22,650,828	17,339,753	1,31,16,235	96,31,458	95,67,003	57,18,702	36,72,857
Woven coloured goods—										
Cambrics, including Madapollams, Muslins, etc.	3,362	7,678	135,158	83,850	52,252	2,576	5,655	45,038	31,303	14,697
Checks, Spots, and Stripes	208,082	257,072	431,384	1,210,952	1,144,194	84,528	1,37,640	1,43,708	4,80,570	3,51,877
Coatings, trousers, including Cashmeres, etc.	637,285	780,242	855,114	1,69,623	522,385	4,37,984	4,52,418	4,94,571	1,32,095	1,45,348
Drills and Jeans	2,393,050	588,350	5,339,050	7,490,100	998,106	4,98,101	1,39,815	10,11,725	2,22,855	1,42,775
Flannel and Flannelettes	41,023	20,748	33,740	30,463	206,993	30,124	17,755	19,840	19,292	66,980
Lungis and Sarongs	3,881,114	3,483,329	3,018,994	3,382,106	6,377,953	10,84,956	13,38,675	36,03,242	31,13,132	16,95,341
Prints and Chintz	5,577,808	6,004,236	3,837,911	3,170,212	3,746,032	12,29,698	13,74,573	9,55,308	9,30,816	10,64,082
Shirtings	241,848	151,001	..	126,321	211,800	73,774	35,377	..	19,333	26,774
Twill	311,641	342,940	409,924	7,683	5,010	2,54,151	3,14,148	3,54,209	6,241	2,505
Velvet and velvet-ens	696,683	550,948	605,215	161,634	40,043	1,91,344	1,68,300	1,51,523	54,903	11,505
Unspecified descriptions
Total of Woven coloured goods	14,026,896	12,186,544	19,636,194	14,832,944	13,811,265	47,87,236	44,79,356	70,14,159	50,01,640	35,23,864
Total of Woven coloured, printed or dyed	77,710,697	65,867,209	76,401,039	56,651,616	52,888,133	2,88,27,532	2,52,00,177	2,62,91,952	1,66,74,327	1,17,96,705
Fents of all descriptions	58,015	38,567	43,476	39,754	27,396	29,517	17,358	32,658	13,143	4,154
Total of Piece-goods	132,431,417	120,473,898	144,717,652	104,616,030	98,822,760	4,69,81,907	4,27,74,429	4,80,87,308	2,89,20,828	2,10,45,965
Thread, sewing	459,203	301,430	369,920	324,847	271,370	10,00,490	14,48,806	16,85,783	12,33,372	10,27,344
Other sorts of manufactures . Value	5,42,466	6,70,959	7,57,497	6,99,384	3,56,539
Total value of Cotton goods (excluding Raw, Waste, and Twist and Yarn)	5,40,42,600	4,92,41,276	5,50,85,198	3,42,42,024	2,45,20,093
Total value of Cotton raw and cotton goods including Twist and Yarn	5,50,64,610	5,08,98,176	5,67,57,408	3,55,18,359	2,58,44,137
Flax—										
Twist and Yarn	1,240	680
Manufactures—										
Canvas . Yds.	132,478	138,361	58,647	83,467	58,438	1,58,945	1,36,766	53,345	79,805	45,768
Thread, sewing	14,576	12,167	9,778	10,710	6,729	22,372	35,041	19,515	19,302	10,807
Other sorts . Value	83,558	79,380	75,644	57,711	43,296
Total of Flax	2,69,870	2,51,187	1,53,504	1,56,818	1,00,557
Haberdaßery and Millinery—										
Lace and embroidery	7,85,491	4,45,951	4,02,374	3,96,549	2,15,059
Towels not in the piece . No.	3,870,561	2,476,639	4,045,779	2,822,365	2,934,308	13,14,742	8,05,586	12,41,259	3,69,789	5,98,639
Others Value	10,02,906	7,68,195	8,14,987	4,92,272	2,38,329
Total of Haberdaßery, etc.	30,53,139	20,10,732	24,58,620	17,58,610	10,52,027

No. 12—continued

IMPORTS—continued

PRINCIPAL AND OTHER ARTICLES	QUANTITY					VALUE				
	1927-28	1928-29	1929-30	1930-31	1931-32	1927-28	1928-29	1929-30	1930-31	1931-32
BUHMA—continued										
RANGOON—continued										
Textiles—continued										
Hemp—										
Raw . . . Cwts.	1,387	621	218	687	66	42,476	21,186	5,186	14,836	772
Manufactures (excluding cordage) . . . Value	—	—	—	—	—	72,182	1,00,876	7,813	7,141	6,164
Total of Hemp, raw, and manufactures . . .	—	—	—	—	—	1,14,658	1,21,512	12,449	21,977	6,926
Jute—										
Raw . . . Tons	2 (cwts)	10
Twist and yarn Lbs.	2,711	1,239	229	322	1,425	957	330	95	128	233
Manufactures—										
Canvas . . . Yds.	85,506	78,716	112,657	63,498	15,883	39,088	29,668	40,930	27,278	9,420
Gunny bags . . . No.	58,976	181,056	61,696	347,207	248,711	18,147	35,660	13,936	67,478	36,679
Other kinds . . . Value	—	—	—	—	—	40,827	48,510	37,022	58,299	28,846
Total of Jute manufactures (including twist and yarn) . . .	—	—	—	—	—	99,019	1,14,168	92,098	1,53,178	75,087
Silk—										
Raw . . . Lbs.	102,322	46,370	49,846	11,161	672	6,12,776	2,79,604	2,68,880	58,608	2,189
Waste . . . "	3,600	20	..	1,925	80	..
Silk yarn, nolls, and warps . . . "	52	..	15	477	..	168
Manufactures—										
Goods of silk mixed with other materials . . . Yds.	231,291	275,104	401,174	2,149,378	859,544	3,82,482	4,52,280	4,71,601	10,13,480	3,70,118
Silk piece-goods . . .	3,823,287	3,644,755	3,352,950	1,819,560	1,839,907	49,07,581	36,69,632	28,10,161	12,89,155	7,71,252
Other sorts . . . Lbs.	8,082	7,040	4,284	5,302	3,382	1,03,536	1,38,075	1,05,978	95,276	27,595
Total of Silk, raw and manufactures Value	—	—	—	—	—	60,08,726	45,24,541	36,05,778	24,51,547	11,71,154
Wool—										
Raw . . . Lbs.	12,107	..	2	..	50	49,092	..	8	..	64
Yarn and knitting wool * . . . "	97,326	61,724	3,40,262	2,15,068
Worsted yarn for weaving (a) . . . "	8,925	18,520	616	22,755	39,551	1,200
Knitting wool (a) . . . "	62,147	61,372	44,794	2,30,811	2,10,123	1,12,220
Manufactures—										
Blankets and rugs, other than floor rugs	711,680	379,746	414,696	451,237	262,139	8,76,148	4,61,450	4,44,662	4,62,091	2,05,375
Carpets and floor rugs, "	196,684	64,662	89,175	3,633	1,712	4,46,230	2,01,827	1,42,407	5,014	2,794
Hosiery . . . "	44,167	60,757	45,436	41,786	19,927	2,44,959	3,18,314	2,42,770	2,05,709	92,237
Piece-goods . . . Yds.	3,042,128	876,590	1,082,550	1,459,037	190,665	59,58,039	19,16,032	20,01,905	24,10,148	3,82,259
Shawls . . . No.	486,766	363,269	187,024	109,897	8,663	11,16,166	7,17,214	3,44,972	2,04,408	14,645
Other sorts . . . Lbs.	66,838	94,475	78,860	61,207	70,442	92,934	67,640	81,408	40,261	24,801
Total of Wool, raw and manufactures . . . Value	—	—	—	—	—	91,23,830	38,97,540	35,11,693	35,77,370	7,86,191
Artificial Silk—										
Artificial silk yarn . . . Lbs.	87,072	180,048	332,625	309,082	114,038	1,59,859	2,74,336	4,21,339	3,71,717	1,51,589
Piece-goods of cotton and artificial silk (b) Yds.	7,353,668	3,219,344	6,688,520	3,515,479	..	40,41,655	23,51,029	40,92,741	18,37,486	..
Piece-goods made entirely of artificial silk (c) . . . "	6,556,917	4,119,319	24,41,797	11,63,652
Piece-goods made of cotton and artificial silk (c) . . . "	691,830	741,631	3,02,381	2,55,986
Other sorts . . . Value	2,04,748	1,67,718	1,24,603	1,60,784	37,109
Total of Artificial Silk	53,66,262	27,93,078	46,38,743	51,14,015	16,08,336
Other Textiles—										
Manufactured . . . "	34,354	1,50,158	37,859	2,14,580	5,78,791
Tobacco—										
Unmanufactured . . . Lbs.	27,278	3,850
Manufactured—										
Cigarettes (d) Nos. & lbs.	1,242,283	960,915	496,827	82,166,758 232,399	31,601,330 77,657	50,70,368	39,09,651	21,05,920	9,56,625	3,57,978
Tobacco for pipes and cigarettes . . . "	42,108	29,287	27,724	29,552	17,670	2,02,847	1,58,659	1,57,209	1,46,067	82,800
Other sorts . . . "	13,786	1,374	1,829	1,613	1,070	71,550	4,943	3,971	7,178	2,569
Total of Tobacco . . .	1,298,127	991,576	552,658	233,564	96,397	53,44,765	40,73,253	22,70,950	11,09,870	4,43,347

(a) Separately recorded from 1929-30.

(b) Figures for 1930-31 are for five months (April to August).

(c) Separately recorded from 1st September 1930.

(d) Number in addition to lbs. recorded from 1930-31.

* New sub-heads introduced lately following:

TRADE AT CHIEF PORT
RANGOON

(200)

No. 12—continued

IMPORTS—continued

PRINCIPAL AND OTHER ARTICLES	QUANTITY					VALUE				
	1927-28	1928-29	1929-30	1930-31	1931-32	1927-28	1928-29	1929-30	1930-31	1931-32
BUKMA—continued						R	R	R	R	R
RANGOON—continued										
Toilet requisites (not specified elsewhere) Value	—	—	—	—	—	10,46,925	10,83,999	10,64,440	9,81,818	6,54,692
Toys and requisites for games and sports, including fishing tackle—										
Toys	—	—	—	—	—	2,80,556	2,66,912	2,76,112	3,22,721	1,15,050
Requisites for games and sports, excluding firearms, etc.—										
Playing cards	—	—	—	—	—	2,00,978	2,21,146	1,81,618	1,79,012	62,914
Other sorts	—	—	—	—	—	1,59,971	1,73,292	1,00,532	94,208	73,724
Total of Toys, etc.	—	—	—	—	—	6,41,500	6,61,350	5,07,552	5,95,936	2,57,597
Umbrellas and umbrella fittings—										
Umbrellas, complete, including parasols and sunshades No.	153,809	79,196	27,223	20,931	35,258	3,17,613	2,42,337	83,923	52,492	79,712
Umbrella fittings Value	—	—	—	—	—	10,05,643	7,39,576	6,94,315	4,97,474	2,41,359
Total of Umbrellas, etc.	—	—	—	—	—	13,23,256	9,81,913	7,78,238	5,49,966	3,19,971
Vehicles, excluding locomotives, etc., for Railways—										
Carriages and carts not mechanically propelled and parts thereof (excluding railway carriages, trucks, etc.)—										
Carriages and carts not mechanically propelled and parts thereof (excluding railway carriages, trucks, etc.) No.	2,439	2,370	1,633	2,363	2,336	3,52,890	3,97,317	2,24,710	2,96,921	2,62,003
Parts of carriages and carts (excluding rubber tyres) Value	—	—	—	—	—	1,05,321	97,883	57,137	46,474	54,949
Perambulators and children's go-carts No.	340	793	735	708	757	9,430	16,845	17,331	17,639	14,553
Parts of perambulators, and children's go-carts Value	—	—	—	—	—	1,773	100	181	..	216
Cycles (other than motor cycles) and parts thereof and accessories—										
Cycles imported entire or in sections No.	8,883	9,033	5,655	3,987	2,602	3,67,653	3,97,164	3,68,051	2,41,228	1,44,643
Parts of cycles and accessories (excluding rubber tyres) Value	—	—	—	—	—	2,64,032	2,30,366	3,66,806	2,29,714	1,49,319
Mechanically propelled vehicles (excluding railway locomotives and tractors)—										
Air craft No.	2	21,838
Parts of Aircraft Value	—	—	—	—	—	2,228	1,015	5,458	50	1,843
Carriages and parts for Railways*	—	—	—	—	—	—	3,69,551	7,57,360	19,690	..
Wagons and parts for railways*	—	—	—	—	—	—	6,04,952	2,01,048	1,65,095	18,493
Motor cars (including Taxi cabs) No.	1,452	1,706	1,133	1,055	409	29,74,739	34,56,973	24,61,931	22,22,380	3,43,604
Motor cycles (including Scooters)	203	103	102	92	36	1,20,020	55,228	59,809	49,039	12,987
Motor omnibuses, (motor vans and motor lorries) imported with bodies	90	56	16	..	1	3,01,503	2,34,530	79,550	..	3,200
Chassis	1,195	1,632	1,148	500	83	20,37,412	27,32,053	19,66,393	9,04,592	1,95,349
Parts of mechanically propelled vehicles and accessories other than of aircraft (excluding rubber tyres) Value	—	—	—	—	—	9,92,360	11,25,242	10,88,256	8,57,461	4,83,118
Ships, parts of (including launches and boats)	—	—	—	—	—	98,716	7,96,346	6,52,313	5,58,096	6,48,506
Total of Vehicles, etc.	—	—	—	—	—	76,23,580	1,05,65,072	83,03,334	56,08,939	28,05,435

* Recorded under "Railway plant, etc." prior to 1928-29.

No. 12—continued
IMPORTS—continued

PRINCIPAL AND OTHER ARTICLES	QUANTITY					VALUE				
	1927-28	1928-29	1929-30	1930-31	1931-32	1927-28	1928-29	1929-30	1930-31	1931-32
BURMA—continued						R	R	R	R	R
BANCOOK—continued										
Wax of all kinds . Cwts.	788	594	18	2,576	152	15,287	9,957	991	36,959	1,894
Wood and Timber— Deal and pine wood . Cable Tons	2,290	72	181	119	4	2,60,713	9,068	11,931	17,051	1,295
Ornamental wood— Sandal . Tons	85	79	80	52	59	37,969	32,952	33,648	23,676	20,180
Other kinds of wood and timber . Value	—	—	—	—	—	1,35,755	1,25,336	2,59,305	2,82,367	1,84,763
Manufactures of wood, other than furniture and cabinet ware . "	—	—	—	—	—	1,43,812	3,57,306	3,18,541	2,57,753	1,21,455
Total of Wood and Tim- ber . "	—	—	—	—	—	5,77,749	5,24,662	6,28,925	6,80,847	3,27,693
Articles imported by post . "	—	—	—	—	—	32,19,629	25,99,889	22,44,938	21,18,510	12,98,394
All other articles of merchandise—										
Unmanufactured . "	—	—	—	—	—	30,008	34,480	33,178	30,872	30,496
Manufactured . "	—	—	—	—	—	2,54,716	3,19,937	3,14,984	2,90,405	2,10,874
GRAND TOTAL . "	—	—	—	—	—	25,80,65,301	20,72,66,857	21,17,63,338	16,26,65,952	10,40,06,647

GOVERNMENT STORES

PRINCIPAL AND OTHER ARTICLES	QUANTITY					VALUE				
	1927-28	1928-29	1929-30	1930-31	1931-32	1927-28	1928-29	1929-30	1930-31	1931-32
Apparel (including drapery) . Value	—	—	—	—	—	R	R	R	R	R
Arms, Ammuni- tion, and Mil- itary Stores— Firearms, and parts thereof . "	—	—	—	—	—	64,091	37,238	15,658	43,378	34,005
Other sorts . "	—	—	—	—	—	21,748	7,823	8,548	430	9,301
Building and Engi- neering materials, other than of iron, steel or wood— Cement . Tons	9,013	10,073	8,570	8,572	3,927	4,10,549	4,80,582	3,97,108	4,05,221	1,91,826
Other sorts (in- cluding pipes of earthen- ware) . Value	—	—	—	—	—	500	4,090	475	3,235	4,093
Chemicals . "	—	—	—	—	—	44,268	55,336	35,984	39,707	28,646
Drugs . "	—	—	—	—	—	19,895	15,056	9,520	4,934	2,016
Medicines and Narcotics . "	—	—	—	—	—	8,177	16,172	22,194	21,249	16,774
Total Drugs, Medicines, and Narcotics . "	—	—	—	—	—	28,072	31,228	31,714	26,183	18,790
Glass and glass- ware . "	—	—	—	—	—	16,791	17,620	11,596	30,913	19,666
Hardware and cutlery, includ- ing agricultural implements and plated ware . "	—	—	—	—	—	1,05,580	1,47,074	1,64,237	2,40,647	67,397
Instruments, appa- ratus, and ap- pliances, and parts thereof . "	—	—	—	—	—	2,03,142	1,09,375	1,33,500	2,06,398	1,26,100
Machinery and mill- work— Locomotive En- gines and ten- ders Railway(a) . "	—	—	—	—	—	—	—	—	6,31,678	3,14,543
Steam engines and parts (other than locomotives) . "	—	—	—	—	—	4,44,535	2,38,640	78,050	1,03,538	74,593
Other sorts of machinery . "	—	—	—	—	—	3,13,143	2,07,392	2,27,550	4,77,401	1,18,861

(a) Separately recorded from 1st April 1930.

TRADE AT CHIEF PORT
RANGOON

(202)

No. 12—continued
IMPORTS—concluded

GOVERNMENT STORES—continued

PRINCIPAL AND OTHER ARTICLES	QUANTITY					VALUE				
	1927-28	1928-29	1929-30	1930-31	1931-32	1927-28	1928-29	1929-30	1930-31	1931-32
BURMA—continued										
RANGOON—continued										
Metals and ores—						R	R	R	R	R
Copper—										
Unwrought . . . Cwts.	100	100	4,254	5,063
Wrought . . . "	5	19	1	443	848	327	2,773	250	24,217	33,156
Iron— Pig . . . Tons	20	75	1,502	4,810
Manufactures "	141	100	77	38	125	20,286	19,248	12,657	7,096	15,463
Iron or steel—										
Anchors and cables . "	14	30	7	50	1	29,302	5,439	4,992	29,313	602
Balls or fishplates of steel or iron (b) . "	—	—	—	67	..	—	—	—	20,099	..
Sheets and plates (including gal- vanized and tinned plates) . "	442	637	305	349	684	96,720	1,26,279	61,661	71,163	1,07,721
Wire . . . "	21	33	5	6	15	16,178	21,340	1,060	2,063	7,047
Other manufactures of iron or steel . "	2,248	937	1,672	676	12,326	6,13,433	2,70,327	3,58,327	1,31,227	3,94,229
Iron—										
Unwrought (blocks, ingots, etc.) . Cwts.	20	20	20	180	170	4,402	3,218	3,065	24,831	27,970
Wroughts including plates, or sheet, etc. "	..	3	477
Metals and ores, unenumerated . "	658	505	911	1,595	733	28,720	20,470	31,936	23,225	12,904
Paper and Paste-board—										
Paper . . . "	290	511	491	537	297	14,670	29,634	22,668	23,806	10,841
Paste-board, Mill- board and Card- board of all kinds . "	325	..	489	392	787	4,633	..	3,308	6,018	3,695
Printing and litho- graphing materials (excluding paper) . Value	—	—	—	—	—	74,885	40,594	90,818	11,637	10,141
Stationery (ex- cluding paper) . "	—	—	—	—	—	42,037	23,961	23,731	35,058	51,221
Textiles—										
Cotton—										
Twist and yarn (a) . Lbs.	—	—	240	—	—	301
Manufactures . "	—	—	—	—	—	5,955	13,061	10,346	14,224	7,973
Flax—										
Canvas . . . Yds.	11,505	11,329	34,311	2,072	5,574	12,452	15,594	45,226	1,997	5,513
Other sorts . Value	—	—	—	—	—	73	5,132	354	632	2,770
Wool—										
Manufactures . . "	—	—	—	—	—	2,108	2,702	6,137	5,431	22,707
Vehicles, excluding Loco- motives, etc., for Rail- ways—										
Carriages and carts, etc., excluding Railway carriages . "	—	—	—	—	—	12,230	7,096	7,141	75,069	4,042
Carriages and parts for Railways (b) . "	—	—	—	—	—	—	—	—	1,72,579	2,16,745
Waggons and parts for Railways(b) . "	—	—	—	—	—	—	—	—	1,96,227	45,036
Ships, parts of (ex- cluding launches and boats) "	—	—	—	—	—	2,70,276	1,77,383	10,070	4,06,020	..
Other sorts . "	—	—	—	—	—	16,246	7,375	394	3,030	6,320
Total of Vehicles, etc. "	—	—	—	—	—	2,98,732	1,91,859	18,105	3,53,325	2,72,133
All other articles—										
Unmanufactured . "	—	—	—	—	—	42	6,304	2,102	2,099	157
Manufactured . "	—	—	—	—	—	1,22,616	96,376	1,13,386	1,36,456	99,973
GRAND TOTAL . "	—	—	—	—	—	30,57,631	22,38,919	19,35,735	36,97,913	26,52,950

(a) Recorded from 1929-30.
(b) Separately recorded from 1st April 1930.

No. 12—continued
EXPORTS

INDIAN MERCHANDISE

PRINCIPAL AND OTHER ARTICLES	QUANTITY					VALUE				
	1927-28	1928-29	1929-30	1930-31	1931-32	1927-28	1928-29	1929-30	1930-31	1931-32
BURMA—continued						R	R	R	R	R
RANGOON—continued										
Animals, living—										
Cattle No.	214	50	25,000	5,737
Other kinds . . . "	491	18	1,033	18	88	21,276	17,750	8,670	1,500	11,806
Total . . . "	705	18	1,033	18	138	46,276	17,750	8,670	1,500	17,543
Apparel (including drapery, uniforms, accoutrements, but excluding hosiery and boots and shoes) . . . Value	—	—	—	—	—	29,654	13,217	5,766	5,864	2,860
Art, works of . . . "	—	—	—	—	—	10,232	25,337	14,993	17,419	6,864
Bones for manufacturing purposes . . . Tons	32	202	550	152	..	1,807	24,794	36,750	9,514	..
Boots and shoes . . . Pairs	40,218	30,535	31,265	19,579	14,666	46,896	29,375	29,831	12,660	8,652
Building and Engineering Materials (other than of iron, steel or wood) . . . Value	—	—	—	—	—	312	49,376	30,491	6	..
Candles of all kinds . . . Lbs.	4,270,833	3,291,029	3,978,121	2,269,981	1,431,565	12,05,348	9,25,052	10,87,098	6,38,565	4,02,028
Chemicals and chemical preparations (excluding chemical manures and medicines) . . . Value	—	—	—	—	—	2,110	15	495	229	..
Coffee . . . Cwts.	..	527	22,520
Cordage and Rope of vegetable fibre (excluding jute and cotton) . . . "	20,268	17,071	13,462	11,974	13,178	4,77,816	3,76,636	2,93,407	2,60,074	2,49,464
Dyeing and Tanning substances—										
Cutch and gambier Cwts.	40,775	39,702	38,814	42,434	31,925	7,53,000	7,98,647	7,82,096	8,02,785	3,72,340
Other sorts . . . "	1,585	1,113	202	..	106	34,616	14,765	1,602	..	936
Total of Dyeing and Tanning substances . . . "	42,360	40,815	39,016	42,434	32,031	7,87,616	8,08,412	7,84,298	8,02,785	3,73,276
Fish (excluding canned fish)—										
Fish, dry, unsalted . . . "	683	2,244	1,412	100	503	41,305	1,14,071	66,866	5,000	16,254
" " salted . . . "	266	1,718	35	2	..	3,829	22,149	1,436	113	30
Fishmaws and sharkfins . . . "	1,136	1,193	977	1,203	1,074	1,90,763	1,89,810	1,21,624	1,89,044	90,020
Fish, wet salted (ngapi) . . . "	1	105	105	7	..	10
Total of Fish (excluding canned fish) . . . "	2,086	5,155	2,424	1,305	1,577	2,30,002	3,26,135	1,89,933	1,44,157	1,06,314
Fodder, bran, and pollards (excluding oil-cake)—										
Rice bran . . . Tons	207,039	211,403	210,011	207,463	220,064	94,26,121	1,11,60,275	92,91,926	49,77,591	54,02,798
Other sorts of bran and pollards . . . "	15,397	910	34	75	106	6,45,425	39,795	3,152	6,151	7,891
Other sorts of fodder . . . "	5,006	53	354	793	532	2,68,413	1,090	18,232	19,067	14,626
Total of Fodder, bran, and pollards (excluding oil-cake) . . . "	227,442	212,366	210,399	208,336	220,702	1,03,39,959	1,12,01,160	93,13,310	50,01,809	54,24,305
Fruits and Vegetables—										
Fresh fruits and vegetables—										
Fresh fruits . . . Value	—	—	—	—	—	5,447	3,286	2,341	200	399
Total of Fresh vegetables of all kinds . . . "	—	—	—	—	—	19,059	4,698	2,020	100	28,038
Total of Fresh Fruits and Vegetables . . . "	—	—	—	—	—	24,506	7,984	4,361	300	28,437
Fruits and vegetable dried, salted or preserved, all sorts Tons	680	1,761	580	660	233	1,04,479	2,71,073	85,205	1,02,257	29,211
Total of Fruits and Vegetables Value	—	—	—	—	—	1,28,985	2,79,662	89,566	1,02,557	57,648

TRADE AT CHIEF PORT
RANGOON

(204)

No. 12—continued

EXPORTS—continued

INDIAN MERCHANDISE—continued

PRINCIPAL AND OTHER ARTICLES	QUANTITY					VALUE				
	1927-28	1928-29	1929-30	1930-31	1931-32	1927-28	1928-29	1929-30	1930-31	1931-32
BURMA—continued										
RANGOON—continued										
Grain, Pulse, and Flour—										
Maize . . . Tons	..	66	335	..	5	..	6,418	21,550	..	400
Pulse—										
Beans . . . "	41,778	35,346	31,698	21,528	33,692	38,34,266	44,21,100	42,94,737	10,80,868	18,13,351
Gram . . . "	3,285	2,592	2,482	1,795	1,885	3,88,800	3,44,330	3,07,987	1,86,350	1,30,423
Other sorts . . . "	5,527	4,038	3,515	2,440	3,486	7,00,810	5,29,189	5,02,244	2,85,415	3,47,695
Total of Pulse . . . "	50,590	41,971	37,695	25,763	39,063	49,23,876	52,94,619	51,64,968	21,61,633	22,91,469
Rice in the husk . . . "	3,825	11,821	5,315	7,609	44,490	3,42,471	10,21,698	4,41,507	3,55,620	17,18,549
Rice not in the husk—										
Bolled rice . . . "	433,849	384,218	437,049	435,685	393,269	6,61,83,236	5,57,04,008	5,91,86,602	4,70,21,955	2,96,97,531
Cleaned rice . . . "	1,088,420	728,628	1,197,887	1,081,060	1,191,557	15,21,75,854	10,32,49,256	15,12,62,493	11,77,88,099	8,20,52,214
Broken cleaned rice . . . "	30,545	25,447	74,070	107,696	78,719	34,91,770	29,66,901	81,05,232	87,59,644	40,64,241
Other sorts . . . "	37,389	24,004	43,711	46,979	60,057	45,31,021	24,32,338	45,81,756	40,80,918	37,41,808
Total of Rice not in the husk . . . "	1,556,203	1,217,297	1,752,705	1,671,429	1,123,602	22,63,81,881	16,43,52,498	22,31,36,088	17,76,00,646	12,04,55,794
Wheat flour . . . "	..	2	6	188	325	..	535	1,530	23,157	36,565
Other sorts . . . "	3	429	856	35	121	674	43,414	88,359	2,694	6,308
Total of Grain, pulse, and flour . . . "	1,589,421	1,271,586	1,796,908	1,705,024	1,807,606	23,16,48,702	17,07,19,180	22,88,53,997	18,01,43,750	12,45,11,080
Hardware and cutlery including plated ware . . . Value	—	—	—	—	—	10,076	6,099	22,409	10,538	5,826
Hides and Skins, raw—										
Hides, raw—										
Buffalo hides { Tons	1,157	1,197	747	617	825	6,02,255	6,20,738	3,64,555	2,12,091	2,24,633
{ =No.	=57,486	=57,538	=31,814	=26,985	=35,400					
Cow hides { Tons	3,473	3,730	2,004	2,996	2,963	28,19,994	35,56,287	15,11,303	13,40,749	10,68,500
{ =No.	=547,838	=639,750	=350,344	=508,542	=534,711					
Cow Calf Skins { Tons	4	2,102
{ =No.	1,100					
Total of Hides, raw { Tons	4,630	4,927	2,751	3,613	3,792	34,28,249	41,76,975	18,75,918	15,56,840	12,85,235
{ =No.	=605,324	=697,338	=385,158	=535,527	=571,271					
Skins, raw { Tons	6	31	15	6,840	18,751	12,586	769	..
{ =No.	=6,401	=15,740	=10,917	=519	..					
Cuttings of hides and skins (raw) . . . Tons	65	68	81	49	44	23,495	18,398	18,215	14,887	6,380
Total of Hides and skins (raw) . . . "	4,701	5,026	2,847	3,662	3,836	34,58,593	42,00,119	19,06,749	15,74,496	12,91,615

No. 12—continued
EXPORTS—continued

INDIAN MERCHANDISE—continued

PRINCIPAL AND OTHER ARTICLES	QUANTITY					VALUE				
	1927-28	1928-29	1929-30	1930-31	1931-32	1927-28	1928-29	1929-30	1930-31	1931-32
BURMA—continued						R	R	R	R	R
RANGOON—continued										
Jadestones . . . Cwts.	1,961	2,688	2,137	1,475	2,502	3,02,440	5,82,471	4,86,156	2,18,522	3,52,264
Lac—										
Seed . . . "	3,500	6,845	5,862	2,343	..	3,36,097	6,72,856	5,41,133	2,35,978	..
Stick . . . "	532	6,929	69	768	6,689	43,400	5,14,736	3,567	26,586	1,15,253
Other kinds (excluding lac-dye) . . "	172	42	607	9	47	13,180	4,326	18,054	206	411
Total of Lac . . "	4,204	13,816	6,088	3,120	6,736	3,92,677	11,92,418	5,62,759	2,62,770	1,15,669
Leather—										
Hides, tanned or dressed—										
Cow hides { Tons { =No.	237 =40,957	219 =36,117	340 =50,515	215 =27,340	205 =31,355	4,81,780	4,87,274	6,34,680	2,61,910	2,55,140
Skins, tanned or dressed { Tons { =No.	2 =10,250	1 =6,255	9 =24,330	2 =6,399	..	10,325	7,450	26,118	5,150	..
Unwrought . . . Cwts.	2	95	50	1,140
Manufactures (excluding boots and shoes) . . . Value	—	—	—	—	—	1,183	1,190	1,260	175	330
Total of Leather . . "	—	—	—	—	—	4,93,293	4,95,914	6,62,008	2,67,265	2,56,610
Manures (excluding oil-cakes)—										
Bones—										
For manurial purposes . . . Tons	93	93	70	22	140	5,974	6,009	6,138	2,675	3,016
Bonemeal . . . "	681	404	330	150	335	65,320	1,11,552	23,550	10,000	20,574
Total of Bones . . "	774	497	400	172	525	71,194	1,17,561	34,688	12,675	23,590
Other kinds . . "	33	..	92	3,276	..	6,217
Total of Manures . . "	774	497	433	172	617	71,194	1,17,561	37,964	12,675	34,807
Metals and Ores—										
Copper—										
Ores . . . "	5
Wrought . . . Lbs.	6	56	66	12	50
Others . . . Cwts.	249,700	208,802	236,069	344,122	241,982	52,82,056	40,76,640	53,21,373	60,99,263	26,73,898
Total of copper . . Value	—	—	—	—	—	52,82,122	40,76,045	53,21,373	60,99,280	26,73,948

*Discontinued from 1931-32.

INDIAN MERCHANDISE—continued

PRINCIPAL AND OTHER ARTICLES	QUANTITY					VALUE				
	1927-28	1928-29	1929-30	1930-31	1931-32	1927-28	1928-29	1929-30	1930-31	1931-32
BURMA—continued										
RANGOON—continued										
Metals and Ores—contd:										
Iron or steel—										
Ore Tons	20
Pig "	40	969
Old for remanufacture "	2,450	337	1,251	20	1,786	53,800	7,270	28,118	200	18,602
Other manufactures of iron or steel . "	236	411	188	1	1	11,598	10,370	4,785	30	140
Total of Iron or Steel "	2,686	748	1,479	21	1,787	65,418	17,046	33,867	230	18,742
Lead—										
Pig Cwts.	1,250,479	1,448,647	1,455,772	4,405,618	1,294,030	2,14,04,244	2,15,35,985	2,44,51,479	2,16,07,919	1,73,28,447
Other sorts . . "	134,579	48,768	162,594	3,206	9,101	7,45,379	1,89,258	4,54,786	96,415	1,09,785
Total of Lead . . "	1,385,058	1,492,410	1,618,366	1,508,824	1,303,731	2,22,09,623	2,17,25,193	2,49,06,265	2,17,04,334	1,74,38,232
Tin—										
Ore Tons	10	81	23	12	5	28,818	64,800	38,985	15,187	5,545
Unwrought (Block), etc. Cwt.	2	150
Wolfram ore . . . Tons	1,016	11	676	2,602	3,073	34,44,650	20,600	11,98,536	46,54,016	54,33,736
Zinc or spelter, all sorts Cwts.	1,440,360	1,532,104	1,814,954	1,325,000	1,126,300	72,02,117	76,61,000	65,74,790	55,00,000	28,15,250
Metals, unenumerated "	20,496	32,996	71,299	65,084	60,239	2,72,731	3,06,245	7,30,408	6,33,262	7,10,043
Ores, unenumerated Tons	18	2,595	731	380	..	1,650	8,54,677	1,81,173	39,544	..
Total of Metals . . "	157,917	163,814	165,012	156,922	138,400	3,50,31,991	3,37,86,124	3,75,66,858	3,39,42,166	2,36,56,220
Total of Ores . . "	1,944	2,637	1,430	2,944	3,078	34,69,938	9,40,082	14,18,694	47,03,746	54,89,281
Total of Metals and Ores . . "	159,861	166,451	166,442	159,866	141,478	3,85,01,929	3,47,26,206	3,89,85,552	3,86,50,912	2,90,95,501
Oils—										
Essential . . . lb. and gals.	7,002=778	17,372=1,940	6,958=773	5,165	19,811	3,854
Mineral—										
Dangerous petroleum flashing below 76° F., (including Benzine, benzol, petrol, and other motor spirits) Gals.	488	92	350	115	..
Other kinds . . "	125,603	117,346	84,774	64,961	88,155	1,21,551	1,22,346	1,11,636	82,934	89,606
Total of Mineral oils "	125,603	117,346	85,262	65,053	88,155	1,21,551	1,22,346	1,11,636	83,049	89,606
Vegetable, non-essential—										
Cotton Seed . . . {										
Cwts.	5	5	1,099	140	116	27,983
Gals.	-68	-61	-24,877
Groundnut . . . {										
Cwts.	248	1,970	..	1	10
Gals.	-4,339	-29,939	-4	-12	-128	9,808	59,153	4	21	256
Other sorts . . . {										
Cwts.	1	16	9	37	84
Gals.	-16	-200	-113	-449	-1,034	40	500	1,205	1,084	632
Total of Vegetable, non-essential . . . {										
Cwts.	249	1,986	14	43	2,093	1,349	1,221	28,921
Gals.	-4,355	-30,139	-185	-522	-26,030	9,848	59,653
Total of Oils . . . Gals.	130,736	149,475	86,220	65,575	114,194	1,36,554	2,01,810	1,17,139	84,270	1,18,527
Oil-cakes—										
Cotton cake . . . Tons	4,758	3,110	2,987	7,449	2,868	4,50,124	2,91,525	2,90,530	5,79,640	1,57,756
Groundnut cake . . "	43,700	51,066	53,751	48,743	39,478	34,19,400	43,62,156	44,63,035	23,70,678	19,52,769
Others "	59	..	27	208	260	4,350	6	1,634	12,104	14,668
Total of Oil-cakes "	48,517	54,176	56,765	56,400	42,606	38,73,874	46,53,687	47,55,199	34,62,422	21,25,193
Paraffin wax . . . "	46,740	46,767	51,985	42,742	85,721	2,13,05,979	2,12,47,705	2,36,54,449	1,91,37,645	1,49,80,846
Provisions and oil-man's stores . . . Cwts.	3,260	944	227	66	315	67,177	21,468	20,918	4,035	9,914

No. 12—continued
EXPORTS—continued

INDIAN MERCHANDISE—continued

PRINCIPAL AND OTHER ARTICLES	QUANTITY					VALUE				
	1927-28	1928-29	1929-30	1930-31	1931-32	1927-28	1928-29	1929-30	1930-31	1931-32
BUERMA—continued						B	R	B	R	R
BANGOON—continued										
Railway plant and rolling-stock*										
Teak Keys . . . Tons	2,740	—	—	—	—	4,74,562	—	—	—	—
Rubber—										
Raw . . . Lbs.	4,705,002	4,964,404	5,108,848	4,477,471	3,075,625	44,31,041	28,80,007	24,04,668	13,92,023	1,80,777
Manufactures . . Value	—	—	—	—	—	250	..	200	..	67
Total of Rubber . . .	—	—	—	—	—	44,31,291	28,80,007	24,04,874	13,92,023	4,80,844
Seeds—										
Oil-seeds—										
Essential—										
Coriander . . . Tons	261	162	342	346	133	1,10,281	45,762	55,667	34,999	25,552
Other sorts . . . "	15	33
Non-essential—										
Groundnuts . . . "	..	1,198	77	..	27	..	1,87,741	13,820	30	4,507
Other sorts . . . "	242	300	112	14	93	27,607	17,092	11,316	2,138	11,931
Other than oil-seeds . . . "	614	365	1	1,60,556	1,06,228	5	155	60
Total of Seeds . . .	1,117	1,925	531	360	254	2,98,549	3,56,856	80,808	37,367	42,050
Shells and Cowries—										
Cowries	153	3,668
Shells—										
Shells (chanks, sankhli, etc.) . . . Cwts.	712	223	213	1,085	700	34,501	10,075	9,964	27,244	41,600
Tortoise shell . . . lbs.	25	1,200
Total value of Shells and Cowries . . . Cwts.	—	—	—	—	853	34,501	10,075	11,164	27,244	50,263
Spices—										
Chillies . . . "	6,577	4,429	6,018	3,189	3,410	1,96,998	82,078	1,51,050	81,347	49,650
Other sorts . . . "	52	170	463	10	5	1,795	2,611	4,741	615	403
Total of Spices . . .	6,629	4,608	6,466	3,149	3,415	1,98,793	84,689	1,55,791	81,962	50,053
Tea—black . . . Lbs.	50,818	14,456	29,809	13,185	12,393	23,510	15,702	13,714	8,438	7,517
Textiles—										
Cotton—										
Raw . . . } Tons } = Baice	11,344 =62,844	3,859 =49,633	9,966 =55,314	14,926 =83,557	5,197 =29,094	1,16,32,094	68,02,159	90,14,073	96,86,853	26,42,363
Waste Cwts.	1	2	(50 lbs.)	30	47	14
Twist and yarn . . . "	1,590	250
Manufactures . . Value	—	—	—	—	—	10,999	6,095	1,542	2,930	4,927
Total of Cotton, raw and manufactures (including twist and yarn)	—	—	—	—	—	1,16,43,093	68,08,254	90,16,004	96,89,830	26,46,400

* Discontinued from 1928-29.

TRADE AT CHIEF PORT
RANGOON

(208)

No. 12—continued
EXPORTS—continued

INDIAN MERCHANDISE—concluded

PRINCIPAL AND OTHER ARTICLES	QUANTITY					VALUE				
	1927-28	1928-29	1929-30	1930-31	1931-32	1927-28	1928-29	1929-30	1930-31	1931-32
BURMA—continued						R	R	R	R	R
RANGOON—continued										
Textiles—continued										
Wool—										
Raw . . . Lbs.	10,693	..	11,267	54,600	50,400	12,290	..	4,737	21,339	10,900
Manufactures . . Value	—	—	—	—	—	17,478	7,078	8,149	12,869	18,805
Total of Wool "	—	—	—	—	—	19,768	7,078	12,886	33,708	29,205
Other textiles—										
Raw . . . Cwts.	..	6	77	28	11	227	183	5,957	263	115
Manufactured . . Value	—	—	—	—	—	4,292	19,215	15,624	8,081	4,554
Total of Textiles . "	—	—	—	—	—	1,16,67,380	88,34,725	99,50,471	97,26,832	28,80,578
Tobacco—										
Unmanufactured . . Lbs.	5,129,358	4,723,239	3,971,608	2,437,218	3,618,584	11,75,155	12,06,405	12,16,788	6,07,714	5,42,153
Manufactured—										
Cigars . . "	80,710	69,771	88,976	67,637	33,311	81,280	75,067	80,092	70,920	40,067
Other sorts . "	124,700	80,914	33,803	20,152	4,386	68,187	48,737	16,500	14,140	1,285
Total of Tobacco "	5,334,768	4,873,924	4,092,386	2,525,007	3,656,281	13,24,622	13,30,209	13,13,975	6,92,774	5,83,494
Wax of all kinds, other than paraffin wax (excluding candles) . . Cwts.	13,387	436	12,342	14,414	3,260	3,17,051	9,869	2,60,404	3,22,102	63,326
Wood and timber—										
Teakwood . . . Cubic Tons	46,663	48,035	46,586	35,599	20,228	1,30,52,071	1,35,25,476	1,31,48,701	1,03,14,752	53,29,601
Teak logs (a) . . Tons.	—	2,665	3,090	2,807	2,647	—	4,89,066	5,27,162	4,90,628	4,44,420
Other kinds of Wood and timber . . Value	—	—	—	—	—	1,25,144	54,963	1,31,850	1,47,080	94,703
Manufactures of wood, other than furniture and cabinetwork . . "	—	—	—	—	—	7,384	1,733	30,598	3,431	2,224
Total of Wood and Timber . . "	—	—	—	—	—	1,31,85,099	1,40,71,237	1,38,38,251	1,09,46,169	58,71,003
Postal Articles . . "	—	—	—	—	—	11,24,355	12,00,938	32,81,117	50,18,182	61,20,584
All other articles of merchandise—										
Unmanufactured . . "	—	—	—	—	—	97,757	1,67,091	1,53,374	1,21,909	83,493
Manufactured . . "	—	—	—	—	—	1,29,575	72,906	63,098	57,326	52,712
GRAND TOTAL (EXCLUSIVE OF GOVERNMENT STORES) . . "	—	—	—	—	—	34,68,86,436	28,19,07,903	34,34,81,959	27,92,54,266	19,56,53,758

GOVERNMENT STORES

PRINCIPAL AND OTHER ARTICLES	QUANTITY					VALUE				
	1927-28	1928-29	1929-30	1930-31	1931-32	1927-28	1928-29	1929-30	1930-31	1931-32
Apparel (including drapery, uniforms, accoutrements but excluding hosiery) Value	—	—	—	—	—	17,613	20,508	24,328
All other articles—										
Unmanufactured . . "	—	—	—	—	—	5,616	612	1,59,081	1,94,164	416
Manufactured . . "	—	—	—	—	—	3,722	25,288	33,754	22,651	23,775
GRAND TOTAL "	—	—	—	—	—	9,338	25,895	2,11,348	2,37,323	48,519

(a) Recorded under "Railway plant, etc.," prior to 1928-29.

No. 12—continued.

EXPORTS—continued.

FOREIGN MERCHANDISE

PRINCIPAL AND OTHER ARTICLES	QUANTITY					VALUE				
	1927-28	1928-29	1929-30	1930-31	1931-32	1927-28	1928-29	1929-30	1930-31	1931-32
BURMA—continued										
RANGOON—continued										
Apparel (including drapery, uniforms, accoutrements, but excluding hosiery, boots and shoes) Value	—	—	—	—	—	49,751	97,746	32,413	35,001	35,847
Dyeing and tanning substances— Dyes obtained from coal tar— Aniline . . . Lbs.	17,998	200	..	2,380	..	35,978	400	..	610	..
Other sorts of dyeing and tanning substances . . . Cwts.	91	28	16,787	3,340
Total value of dyeing and tanning substances Value	—	—	—	—	—	54,765	4,340	..	610	..
Hardware, excluding cutlery and electro-plated ware . . . "	—	—	—	—	—	2,12,658	2,66,324	2,17,620	1,86,644	1,83,967
Instruments, apparatus, and parts thereof— Electrical . . . "	—	—	—	—	—	16,877	40,859	31,781	12,421	76,236
Musical . . . "	—	—	—	—	—	14,785	4,129	9,054	23,910	12,987
Photographic . . . "	—	—	—	—	—	53,652	49,707	76,351	1,43,692	71,467
Other kinds . . . "	—	—	—	—	—	23,094	22,754	23,016	27,577	24,970
Total of Instrument, apparatus and appliances . . . "	—	—	—	—	—	1,12,913	1,16,449	1,41,302	2,17,600	1,85,716
Jewellery (excluding imitation jewellery and precious stones and pearls, uncut), also plate of gold and silver— Jewellery . . . "	—	—	—	—	—	12,199	5,976	14,027	..	4,330
Plate of gold and silver . . . "	—	—	—	—	—	8,401	6,667	7,117	21,923	29,575
Total of Jewellery (excluding imitation jewellery, etc.) . . . "	—	—	—	—	—	20,600	12,643	21,144	21,923	34,455
Machinery and Millwork . . . "	—	—	—	—	—	90,638	1,19,634	84,814	91,802	51,336
Metals and Ores— Iron or steel— Tubes, pipes and fittings, wrought Tons	221	1	..	35,505	..	23	75	..
Other manufactures . . . "	512	189	1,204	15	2,893	26,740	11,343	33,738	7,654	30,927
Total of Iron or Steel . . . "	733	189	1,204	16	2,923	92,245	11,343	33,766	7,729	30,927
Metals unenumerated . . . Cwts.	16	91	3	420	467	1,515	4,722	716	37,922	55,714
Total of Metals . . . Tons	734	198	1,204	37	2,346	93,760	16,065	34,482	45,551	36,641
Ores unenumerated . . . "	—	11	30,600
Total of Metals and Ores . . . "	734	204	1,204	37	2,346	93,760	36,665	34,482	45,551	36,641
Oils . . . Gals.	3,647	2,095,912	1,120	95,502	13,439	6,231	1,39,476	5,026	18,038	4,051

TRADE AT CHIEF PORT
RANGOON

(210)

No. 12—concluded
EXPORTS—concluded

FOREIGN MERCHANDISE—continued

PRINCIPAL AND OTHER ARTICLES	QUANTITY					VALUE				
	1927-28	1928-29	1929-30	1930-31	1931-32	1927-28	1928-29	1929-30	1930-31	1931-32
BURMA—concluded						R	R	R	R	R
RANGOON—concluded										
Provisions and Oilman's stores (including fish and fruits and vegetables) and confectionary . Owts.	241	2,016	186	600	1,352	15,730	1,18,472	7,285	83,871	1,28,837
Rubber manufacture	2,692	828	10,174	44,889
Textiles—										
Cotton—										
Twist and yarn . Lbs.	100	2,700	..	900	..	74	3,648	..	1,300	..
Manufactures—										
Piecegoods—										
Grey (unbleached) Yards	40,920	40	1,728	8,077	15	1,141
White (bleached) ..	1,070	1,962	5,883	11,000	6,452	432	1,260	3,073	4,600	3,175
Coloured, printed, or dyed ..	16,012	25,305	12,916	78,208	66,245	16,286	11,595	5,948	34,183	24,407
Total of Piecegoods ..	58,002	27,307	20,527	89,208	72,697	24,795	12,870	10,162	38,783	27,582
Other sorts of manufactures . Value	—	—	—	—	—	13,601	4,394	3,940	6,510	10,161
Total of Cotton manufactures (including twist and yarn) ..	—	—	—	—	—	38,470	20,907	14,102	46,543	37,743
Wool—										
Raw . lbs.	5,040	5	1,400	5	..
Manufactures—										
Shawl . No.	4	13,548	287	24,158
Other Manufactures Value	—	—	—	—	—	34,343	15,295	4,843	9,233	15,585
Total Wool ..	—	—	—	—	—	34,636	39,388	6,243	9,238	15,585
Other Textiles manufactured ..	—	—	—	—	—	16,360	15,172	20,397	19,857	24,355
Total value of Textiles ..	—	—	—	—	—	89,465	75,467	40,742	75,638	77,988
Toys and requisites for games and sports, including fishing tackle (other than fire-arms) ..	—	—	—	—	—	3,776	2,666	23,700	2,941	1,009
Vehicles (including locomotives, etc., for Railways) Carriages, carts and parts thereof ..	—	—	—	—	—	1,15,018	1,00,326	1,14,993	1,41,733	83,166
Other kinds ..	—	—	—	—	—	11,815	1,00,095	800	3,350	610
Total of Vehicles, etc. ..	—	—	—	—	—	1,26,833	2,00,921	1,15,793	1,48,083	83,776
Wood and Timber ..	—	—	—	—	—	15,310	23,901	21,026	15,452	5,293
Postal Articles ..	—	—	—	—	—	77,305	17,040	9,064	5,988	8,034
All other articles of merchandise—										
Unmanufactured ..	—	—	—	—	—	6,012	22,057	12,133	210	2,980
Manufactured ..	—	—	—	—	—	1,21,005	1,01,029	98,013	1,07,240	93,923
GRAND TOTAL (EXCLUSIVE OF GOVERNMENT STORES) ..	—	—	—	—	—	10,96,752	13,52,330	5,70,235	10,16,274	10,28,477

GOVERNMENT STORES

PRINCIPAL AND OTHER ARTICLES	QUANTITY					VALUE				
	1927-28	1928-29	1929-30	1930-31	1931-32	1927-28	1928-29	1929-30	1930-31	1931-32
TOTAL VALUE ..	—	—	—	—	—	R	R	R	R	R
						3,407	16,250	4,620	806	13,254

IMPORTS AND EXPORTS

FROM AND TO EACH COUNTRY

ACCORDING TO THE COUNTRY OF CONSIGNMENT IN THE CASE OF IMPORTS, AND ACCORDING TO THE COUNTRY OF FINAL DESTINATION IN THE CASE OF EXPORTS, IN EACH OFFICIAL YEAR FROM 1927-28 TO 1931-32

UNITED KINGDOM

IMPORTS THEREFROM

ARTICLES	QUANTITY					VALUE				
	1927-28	1928-29	1929-30	1930-31	1931-32	1927-28	1928-29	1929-30	1930-31	1931-32
ANIMALS, LIVING—										
Horses No.	320	317	320	267	320	12,52,603	7,50,147	7,85,185	5,84,698	8,07,953
(Other kinds "	1,208	1,725	1,276	2,962	1,323	1,14,858	1,41,868	1,40,872	1,60,442	1,05,746
Total Animals, living "	1,534	2,042	1,602	3,229	1,652	13,67,469	8,92,015	8,76,007	7,45,140	9,13,699
APPAREL (excluding HOSIERY AND BOOTS AND SHOES)—										
Apparel (including drapery, uniforms, accoutrements) Value	—	—	—	—	—	48,95,949	48,38,019	40,93,794	22,31,967	16,74,571
Gold and silver thread "	—	—	—	—	—	11,520	26,157	4,846	2,636	1,032
Hats, caps, bonnets, and hatter's ware "	—	—	—	—	—	12,78,157	10,96,238	9,69,610	4,80,224	3,44,062
Lametta Lbs.	12,908	16,868	100	4,689	290	24,606	37,857	263	7,639	503
Second-hand clothing Value	—	—	—	—	—	7,86,084	6,38,089	5,54,821	2,17,120	1,93,818
Water-proofed clothing "	—	—	—	—	—	3,44,951	3,54,425	3,30,622	4,08,697	1,43,788
Total Apparel, etc. "	—	—	—	—	—	68,29,267	69,55,760	50,53,956	33,57,283	23,58,134
ARMS, AMMUNITION AND MILITARY STORES—										
Cartridge cases—										
Filled—										
Shotgun cartridge cases (a) No.	—	10,251,804	11,185,187	9,791,742	9,897,735	—	7,78,006	8,35,858	7,23,852	6,88,077
Rifle and other Cartridge cases (a) "	—	3,426,712	2,926,347	2,614,798	15,618,911	—	2,56,918	2,38,871	1,89,646	10,33,121
Total filled "	14,216,692	13,678,516	14,111,534	12,406,540	25,516,646	10,99,661	10,34,913	10,74,729	9,13,498	17,07,098
Empty "	805,277	615,324	700,030	583,363	529,193	32,390	24,421	25,485	21,210	17,453
Total Cartridge cases "	15,021,969	14,293,840	14,811,614	12,989,903	26,045,839	11,32,071	10,59,334	11,00,214	9,34,714	17,24,551
Explosives—										
Blasting-fuse—										
— Lbs.	465,966	444,331	461,475	405,215	294,208	5,64,939	5,28,758	4,71,176	4,47,644	2,90,231
— No. of coils	1,525,303	1,482,900	1,623,400	1,389,340	1,097,365	—	—	—	—	—
gelatine Lbs.	296,050	413,750	395,300	304,250	444,600	2,60,284	3,58,167	3,55,765	2,59,912	3,75,321
Dynamite "	391,250	413,800	486,550	337,000	155,000	3,21,309	3,39,071	4,43,087	2,63,700	1,12,186
Gelatine dynamite "	934,750	998,700	922,500	987,000	936,250	8,79,478	9,08,112	8,93,371	8,34,691	6,78,371
Other nitro-compound explosives "	105,000	83,000	70,000	70,000	..	61,626	54,847	41,093	41,093	..
Detonators No.	7,853,874	7,130,837	7,388,580	6,853,480	5,058,789	2,10,730	2,17,963	2,29,756	2,23,222	1,65,554
Others Lbs.	369,339	168,975	338,496	312,166	213,210	1,81,517	92,427	2,87,169	1,69,541	1,27,134
Total Explosives . Value	—	—	—	—	—	24,79,892	24,99,845	26,71,897	22,85,808	17,33,708
Firearms and parts thereof—										
Firearms No.	17,954	17,077	14,938	14,256	25,716	15,20,684	12,63,388	13,09,227	10,86,214	18,05,361
Parts of firearms Value	—	—	—	—	—	33,838	16,165	23,350	10,062	43,141
Total of Firearms, and parts thereof "	—	—	—	—	—	15,54,522	12,79,553	13,32,577	10,96,276	18,38,501
Gunpowder—										
Black Lbs.	56,250	54,100	48,755	43,600	55,400	65,246	58,262	54,195	42,646	45,687
Smokeless "	19,558	11,438	14,515	11,275	13,930	40,803	23,069	24,742	24,117	24,743
Others "	3,109	24,625	1,925	8,938	2,725	3,819	13,291	1,363	5,720	1,751
Other sorts of arms, etc. Value	—	—	—	—	—	2,62,535	2,21,547	1,54,029	1,35,216	2,25,551
Total Arms, ammunition, and military stores "	—	—	—	—	—	55,38,838	51,54,401	53,38,517	44,79,492	50,99,594
ART. WORKS OF, other than PICTURES "	—	—	—	—	—	81,390	1,66,077	27,924	85,130	94,238
ASBESTOS—										
Raw Cwts.	..	3	41	203
Asbestos packing Value	—	—	—	—	—	6,55,840	3,94,133	4,72,876	3,43,447	1,91,611
Other manufactures "	—	—	—	—	—	23,33,066	20,90,057	15,94,857	14,37,198	9,24,511
Total Asbestos "	—	—	—	—	—	29,88,907	24,84,372	21,67,733	17,80,645	11,16,122
BASKETS AND BASKETWARE "	—	—	—	—	—	12,702	7,336	5,236	8,708	4,011

(a) Separately recorded from 1928-29.

UNITED KINGDOM—continued

IMPORTS THEREFROM—continued

ARTICLES	QUANTITY					VALUE				
	1927-28	1928-29	1929-30	1930-31	1931-32	1927-28	1928-29	1929-30	1930-31	1931-32
BELTING FOR MACHINERY—						R	R	R	R	R
Of cotton . . . Value	—	—	—	—	—	18,55,789	10,89,828	12,17,128	8,12,218	4,59,825
„ leather . . . „	—	—	—	—	—	26,91,519	25,70,408	26,05,651	18,48,724	15,08,724
„ other materials (including coils) . . . „	—	—	—	—	—	27,97,293	28,99,147	28,84,186	19,72,052	12,82,874
Total Belting for Machinery . . . „	—	—	—	—	—	68,44,601	65,52,379	67,06,965	46,83,894	32,51,423
BOOKS, PRINTED, AND PRINTED MATTER (not being STATIONERY), including MAPS AND CHARTS . . . Wt.	26,088	27,379	31,445	26,442	23,938	53,00,872	55,88,080	60,95,660	51,51,446	43,59,261
BOOTS AND SHOES—										
All leather . . . Pairs	415,558	373,071	313,250	172,004	108,903	22,38,531	20,45,561	16,70,135	9,69,935	5,02,659
RUBBER SOLED—										
With canvas uppers (a) Pairs	—	157,400	193,288	28,205	19,861	—	5,19,457	3,40,775	59,829	18,297
With uppers of leather or other materials (b) „	—	—	—	—	730	—	—	—	—	1,631
All rubber (b) . . . „	—	—	—	—	8,434	—	—	—	—	8,689
„ other materials . . . „	401,818	171,896	127,773	43,774	15,321	6,06,081	3,24,505	2,17,492	85,301	39,533
Total Boots and Shoes . . . „	817,366	702,367	634,291	244,943	153,249	29,34,602	26,89,523	22,28,402	11,15,065	6,60,849
BRISTLES AND FIBRE FOR BRUSHES AND BROOMS . Cwts.	114	273	76	57	175	12,571	20,871	9,824	5,184	7,755
BRUSHES AND BROOMS—										
Brushes—										
Paint and varnish brushes . . . Dozens	36,719	31,218	36,371	22,698	19,180	2,73,371	2,23,355	2,35,765	1,54,519	1,14,427
Toilet brushes . . . „	9,778	6,402	6,777	4,347	7,547	42,651	41,040	51,608	36,190	47,608
Other brushes . . . „	32,077	39,971	33,488	27,366	23,870	2,54,797	2,67,757	2,31,217	1,90,177	1,41,614
Brooms . . . „	2,115	1,409	1,846	1,239	1,428	20,784	19,591	24,157	15,178	10,237
Total Brushes and Brooms . . . „	80,689	79,000	78,482	55,650	52,025	5,92,073	5,52,259	5,42,745	4,02,073	3,13,936
BUILDING AND ENGINEERING MATERIALS, other than IRON, STEEL, OR WOOD—										
Asphalt . . . Tons	2,116	2,351	1,972	1,536	496	3,37,130	3,32,714	2,44,551	1,78,051	55,126
Bricks—										
Bricks, other than fire bricks . . . Nos	334,970	44,302	84,712	17,003	18,124	1,43,711	22,341	27,899	3,981	4,020
Fire bricks . . . „	1,863,016	1,307,494	1,197,009	1,114,317	713,281	4,36,051	3,57,939	2,98,432	2,23,848	1,31,937
Cement—										
Portland . . . Tons	89,948	90,340	80,809	61,761	44,552	51,78,559	50,15,555	44,48,616	34,42,605	24,10,710
Other kinds . . . „	637	642	821	1,407	607	1,63,181	1,23,131	2,46,149	1,63,186	1,12,754
Chalk and lime (excluding French chalk) . . . Cwts.	21,202	33,834	28,743	19,938	26,488	43,066	65,765	53,176	42,340	43,229
Clay . . . „	28,250	28,932	26,536	24,330	16,567	81,753	76,338	73,634	61,059	43,466
Tiles . . . No.	4,896,702	4,198,570	5,442,776	2,379,818	2,424,475	4,87,325	5,45,922	5,31,607	3,01,855	2,44,196
Other kinds . . . Cwts.	38,297	32,901	41,931	26,030	21,132	6,02,426	5,32,449	5,72,414	4,08,733	3,63,270
Total Building and Engineering materials . . . Value	—	—	—	—	—	74,72,207	69,31,654	65,36,523	48,25,608	34,13,719
BUTTONS OF ALL SORTS—										
Metal . . . „	—	—	—	—	—	1,06,836	92,156	1,15,524	48,253	63,373
Other sorts . . . „	—	—	—	—	—	73,893	52,706	63,974	32,503	33,209
Total Buttons . . . „	—	—	—	—	—	1,80,779	1,44,862	1,79,498	81,156	97,582
CANDLES OF ALL KINDS . Lbs.	439,738	185,331	324,659	165,451	138,504	2,12,035	93,979	1,53,367	31,496	67,719
CHALK, FRENCH . Cwts.	789	731	2,527	792	671	17,749	10,707	15,909	8,230	6,256

(a) Separately recorded from 1928-29.
 (b) " " " 1931-32.

No. 13—continued

UNITED KINGDOM—continued

IMPORTS THEREFROM—continued

ARTICLES	QUANTITY					VALUE				
	1927-28	1928-29	1929-30	1930-31	1931-32	1927-28	1928-29	1929-30	1930-31	1931-32
CHEMICALS AND CHEMICAL PREPARATIONS (excluding CHEMICAL MANURES AND MEDICINES)—										
Acids—										
Acetic (pyroligneous acid) Cwts.	96	87	123	378	1,640	4,543	5,725	5,408	12,712	43,160
Carbolic "	1,322	865	601	545	496	50,253	30,509	46,785	25,238	19,758
Citric "	92	219	248	376	299	12,845	36,190	41,072	51,230	25,356
Nitric "	331	302	358	434	737	18,168	15,288	10,070	19,513	23,678
Oxalic "	85	397	30	564	10	2,049	9,496	700	13,648	449
Sulphuric "	2,197	237	548	314	404	44,383	8,906	8,875	10,431	6,865
Tartaric "	309	264	292	384	408	32,700	32,080	35,703	35,430	36,261
Other sorts "	1,260	1,305	2,520	1,747	1,439	51,037	51,620	38,254	58,784	49,771
Total Acids "	5,701	3,676	4,710	4,737	5,433	2,15,978	1,89,809	2,47,547	2,27,086	2,10,238
Alum "	52,373	43,462	41,235	22,435	23,545	3,23,061	2,69,887	2,66,441	1,45,062	1,48,912
Aluminous sulphates	41,765	36,843	34,014	27,207	18,505	1,42,817	1,27,232	1,17,316	80,261	60,005
Ammonia and salts thereof—										
Anhydrous "	287	257	349	1,051	1,392	24,020	31,939	1,11,242	1,27,985	1,42,611
Others "	19,783	24,760	21,984	16,895	19,354	4,89,725	5,29,193	4,68,003	3,54,884	4,12,175
Bleaching materials—										
Bleaching powder (calcium hypochlorate, chloride of lime) "	74,022	76,233	82,477	82,768	82,771	6,20,098	4,19,455	4,70,534	4,95,777	4,36,822
Other sorts "	223	5	601	2,857	2,180	3,600	170	9,403	1,29,379	53,097
Carbide of calcium "	259	203	70	897	138	2,320	1,321	1,431	10,748	3,104
Copperas (ferrous sulphate) "	550	3,130	1,938	904	876	4,156	14,138	10,513	4,991	5,661
Copper sulphate "	3,556	16,937	13,770	11,276	10,325	1,59,364	3,37,015	2,78,989	2,02,342	1,64,168
Disinfectants—										
Naphthalene "	231	537	379	149	144	3,303	7,543	5,985	2,647	2,281
Others "	26,109	26,320	22,322	24,241	25,637	6,61,352	6,52,201	5,75,218	5,21,235	4,10,679
Glycerine "	3,988	5,409	5,701	3,871	4,345	2,62,837	2,65,792	2,60,750	1,69,110	1,33,347
Lead Compounds—										
Acetate "	318	10	33	21	3	3,741	321	1,133	578	99
Litharge "	404	371	667	158	44	6,536	6,520	15,304	3,644	1,012
Others "	205	471	61	345	112	6,082	11,908	2,964	7,430	2,436
Total Lead compounds "	927	852	761	524	159	23,359	20,749	19,451	11,702	3,547
Magnesium compounds—										
Chloride "	1,173	3,122	2,138	1,563	1,470	10,773	32,025	21,027	19,212	19,117
Sulphate "	1,400	1,302	1,735	311	520	23,268	17,326	19,238	12,537	9,401
Others "	1,761	395	427	233	59	48,299	7,137	12,125	5,302	1,143
Total Magnesium Compounds "	4,334	4,819	4,300	2,112	2,049	82,345	56,478	52,440	37,041	29,666
Potassium compounds—										
Bichromate "	3,300	2,223	2,453	1,735	3,430	1,01,773	61,905	75,051	62,303	1,11,057
Chlorate "	657	1,336	7	365	1	12,076	21,572	286	7,010	54
Cyanide of potassium "	95	94	31	45	37	7,326	12,028	11,361	5,933	10,253
Other sorts "	1,787	1,168	1,139	632	558	1,12,245	1,24,015	1,06,907	1,41,232	1,34,247
Total Potassium Compounds "	6,348	4,721	3,630	2,807	4,076	2,33,925	2,19,520	1,93,605	2,06,468	2,45,611
Soda compounds—										
Bicarbonate of soda "	101,170	108,323	117,266	73,723	91,146	3,24,608	3,13,268	3,76,069	6,15,913	7,31,222
Bichromate of soda "	9,755	9,736	6,105	7,631	6,730	1,03,743	1,37,334	1,45,401	1,75,059	1,36,300
Borax (including boric acid) "	15,477	15,597	14,208	4,929	10,433	2,30,367	1,97,030	1,60,198	68,071	1,22,366
Caustic Soda (sodium hydroxide) "	161,054	153,849	169,463	162,151	213,104	13,09,172	17,23,925	13,32,307	21,10,903	25,55,343
Cyanide of sodium "	9,835	7,523	6,323	6,103	6,040	5,51,662	3,76,142	3,43,697	3,15,332	3,14,231
Soda sulphide "	11,100	13,716	26,029	4,330	21,434	39,237	1,30,974	1,39,007	36,434	1,57,613
Sodium carbonate (soda ash and soda crystal) "	953,722	932,091	1,076,999	620,005	347,522	54,03,141	56,01,627	63,66,124	56,41,925	50,91,113
Sodium Silicate "	34,307	41,370	35,605	35,103	23,959	2,63,162	3,29,355	2,37,021	2,74,609	1,91,595
Soda, other sorts "	7,005	14,136	3,223	5,336	3,537	1,62,691	1,37,123	1,99,644	1,60,662	2,44,130
Total Soda Compounds "	1,303,975	1,331,393	1,450,226	1,245,611	1,227,010	35,41,313	35,67,733	40,40,408	33,98,364	35,34,473
Sulphur (brimstone) "	1,635	206	7,949	3,427	51,772	10,367	2,453	49,122	21,300	2,25,314
Zinc compounds—										
Chloride "	15,399	10,403	20,571	17,671	27,029	2,39,937	1,43,013	2,56,784	2,00,735	2,33,261
Others "	73	165	721	20	461	1,333	3,036	10,131	1,073	5,537
Total Zinc Compounds "	15,472	10,568	21,292	17,691	27,490	2,41,270	1,46,049	2,66,915	2,01,808	2,38,798
Other sorts of Chemicals Value "						16,19,944	13,79,365	20,31,264	17,51,025	14,33,633
Total Chemicals and chemical preparations (excluding chemical manures and medicines) "						1,46,72,149	1,47,26,630	1,59,33,278	1,41,08,205	1,40,73,407

UNITED KINGDOM—continued

IMPORTS THEREFROM—continued

ARTICLES	QUANTITY					VALUE				
	1927-28	1928-29	1929-30	1930-31	1931-32	1927-28	1928-29	1929-30	1930-31	1931-32
CHINA CLAY . . . Cwts.	522,521	293,215	498,362	239,217	391,137	18,06,546	9,65,508	15,10,209	7,05,850	9,05,053
CHINESE AND JAPANESE WARE (including LAOQ- UENGD WARE, BUT ex- cluding BATHETWARE AND PORCELAIN) . . . Value	—	—	—	—	—	18,383	4,542	4,912	8,133	3,547
CLOCKS AND WATCHES AND PARTS THEREOF— Clocks and Time- pieces . . . No.	7,491	35,423	3,475	5,668	3,653	1,19,825	1,54,527	99,115	81,129	45,279
Watches . . . "	3,009	1,336	1,454	923	722	13,035	22,592	8,064	9,846	13,168
Parts of clocks and watches . . . Value	—	—	—	—	—	23,069	20,495	23,405	16,120	10,382
Total Clocks and Watches and parts thereof . . . "	—	—	—	—	—	1,55,979	1,97,614	1,30,584	1,07,095	73,829
COAL AND COKE— Coal . . . Tons	52,336	38,902	18,812	23,245	23,760	13,81,353	8,56,925	3,78,495	4,78,393	5,55,930
Coke . . . "	6,375	5,314	3,417	4,323	1,496	2,63,275	1,67,086	1,37,142	1,58,007	61,534
Total Coal and Coke . . . "	58,711	44,216	22,229	27,568	25,256	16,44,628	10,23,911	5,15,637	6,36,400	6,17,464
COFFEE OTHER THAN ROAS- TED OR GROUND . . . Cwts.	472	441	241	64	852	39,225	41,961	20,650	4,186	20,108
COIR UNMANUFACTURED . . . Wons	—	186	85	62	25	—	14,806	10,264	5,938	2,444
CORDAGE AND ROPE OF VEGETABLE FIBRE (ex- cluding JUTE AND COTTON) . . . "	6,330	8,467	10,316	9,684	5,853	4,37,468	4,21,233	5,03,760	4,95,521	2,88,093
CORK MANUFACTURES . . . "	1,749	1,208	826	1,103	1,948	1,11,291	90,834	64,039	74,025	81,141
CUTLERY— Pruning knives . . . Value	—	—	—	—	—	1,92,201	2,33,214	2,26,427	2,19,313	1,06,523
Other kinds . . . "	—	—	—	—	—	7,93,849	8,57,269	8,86,117	6,10,500	4,80,230
Total Cutlery . . . "	—	—	—	—	—	9,86,050	10,90,483	11,12,544	8,29,813	5,86,753
DRUGS AND MEDICINES (excluding CHEMICALS AND NARCOTICS)— Camphor . . . Lbs.	320	770	11,869	193	3,325	869	1,797	17,387	429	6,878
Cocaine . . . Ounces	398	503	483	246	277	8,649	10,335	7,289	5,424	6,219
Cod Liver oil . . . Lbs.	65,670	59,754	58,462	23,298	24,383	81,411	81,249	70,148	34,965	18,097
Morphia Preparations of opium and morphia . . . Value	797	1,355	834	395	747	19,448	22,830	21,343	13,310	14,036
Proprietary and patent medicines . . . "	—	—	—	—	—	83,746	85,801	75,441	50,626	55,227
Quinine Salts— Quinine sulphate or bisulphate . . . Lbs.	44,455	49,297	47,592	23,853	25,949	13,57,526	23,12,712	24,23,060	13,38,842	22,07,549
Quinine hydrochloride or dihydrochloride . . . "	9,164	9,682	9,321	5,833	5,023	2,97,306	3,05,975	3,25,424	1,88,124	1,89,523
Other sorts . . . "	5,080	5,313	6,593	3,046	2,330	1,40,520	1,39,454	1,63,343	65,786	65,360
Saccharin . . . "	1,037	890	3,133	3,233	6,529	17,325	16,510	30,417	24,054	41,202
Sarsaparilla and prepara- tions thereof . . . Value	—	—	—	—	—	15,985	15,377	20,681	19,912	17,003
Other sorts of drugs and medicines . . . "	—	—	—	—	—	54,49,053	48,55,990	53,44,340	35,88,724	34,47,280
Total Drugs and Medicines . . . "	—	—	—	—	—	84,22,922	88,97,983	95,29,214	64,37,125	66,67,156
DYING AND TANNING SUBSTANCES— Cochineal . . . Cwts.	75	403	146	122	102	22,477	1,32,993	33,552	27,170	10,921
Dyes obtained from coal tar— Alizarine— Dry not exceeding 40 per cent. (a) . . . Lbs.	—	—	—	0,720	—	—	—	—	2,990	—
Dry, over 70 per cent. but not exceeding 80 per cent. (a) . . . "	—	—	—	—	2,120	—	—	—	—	4,138
Moist, over 10 per cent. but not exceeding 16 per cent. (a) . . . "	—	—	—	8,960	34,755	—	—	—	3,601	26,204
Moist, over 16 per cent. but not exceeding 20 per cent. (a) . . . "	—	—	—	512,400	708,700	—	—	—	2,24,899	4,00,581
Moist over 20 per cent. (a) . . . "	—	—	—	195,661	112,420	—	—	—	1,41,666	1,19,854
Total of Alizarine . . . "	1,284,005	1,163,137	1,404,634	723,741	858,055	7,71,982	6,10,567	6,99,488	3,73,156	5,49,777
Aniline . . . "	357,063	507,930	939,514	821,045	1,314,932	7,41,353	8,54,322	13,98,112	11,61,010	15,58,410
Indigo Synthetic (b) . . . "	—	—	—	—	172,536	—	—	—	—	1,94,892
Others . . . "	5,218	8,226	21,166	11,720	99,932	3,946	7,223	20,426	14,782	1,78,890
Total Dyes obtained from Coal Tar . . . "	1,646,286	1,684,293	2,415,464	1,556,506	2,445,455	15,17,781	14,72,117	21,17,976	15,48,948	24,31,969

(a) Separately recorded from 1930-31.
(b) Recorded under this head from 1931-32.

No. 13—continued
 UNITED KINGDOM—continued
 IMPORTS THEREFROM—continued

ARTICLES	QUANTITY					VALUE				
	1927-28	1928-29	1929-30	1930-31	1931-32	1927-28	1928-29	1929-30	1930-31	1931-32
DYEING AND TANNING SUBSTANCES—continued						R	R	R	R	R
Indigo, Synthetic (a) . Cwts.	1	2	1	404	—	470	385	20	51,703	—
Other sorts (including lac dyes)	1,895	3,099	2,540	1,233	1,599	55,369	81,565	56,225	40,439	33,540
Total Dyeing and Tanning substances Value	—	—	—	—	—	15,96,097	16,87,060	22,07,803	16,63,260	25,31,430
EARthenWARE AND PORCELAIN—										
Earthenware—										
Pipes of earthenware . Cwts.	4,170	4,481	3,870	1,927	271	33,651	30,909	20,718	19,050	3,974
Sanitary Value	—	—	—	—	—	6,12,413	7,39,366	7,09,394	5,79,827	5,69,166
Other kinds	—	—	—	—	—	20,68,580	17,03,913	15,39,656	9,79,277	7,26,865
Porcelain—										
Electrical	—	—	—	—	—	68,105	54,923	70,912	47,254	32,883
Other kinds	—	—	—	—	—	2,47,706	2,97,423	2,17,076	1,73,762	97,487
Total Earthenware and Porcelain	—	—	—	—	—	30,30,455	28,26,564	25,67,656	17,99,770	14,30,330
ELECTROPLATED WARE	—	—	—	—	—	6,60,618	7,68,810	6,39,337	3,31,838	2,83,908
FIREWORKS Lbs.	30,321	26,944	37,239	152,568	40,215	37,233	29,374	32,990	47,826	37,991
FISH excluding CANNED FISH—										
Fish, dry, unsalted . Cwts.	462	490	78	245	7	3,374	17,169	5,327	1,235	331
Fish, wet, salted	38	11	—	3,194	—	2,845	558	—	27,436	—
Other sorts	1,025	2,037	1,965	2,136	2,058	67,756	1,14,560	1,34,310	1,22,364	1,02,689
Total of Fish (excluding canned Fish)	1,525	2,538	2,043	5,575	2,065	74,475	1,32,287	1,39,637	1,51,035	1,03,070
FRUITS AND VEGETABLES—										
Fresh fruits and vegetables—										
Fresh fruits Value	—	—	—	—	—	1,21,654	1,25,334	1,45,337	76,046	51,005
Fresh vegetables of all kinds	—	—	—	—	—	1,070	344	5,849	3,615	1,016
Total Fresh fruits and Vegetables	—	—	—	—	—	1,22,724	1,25,678	1,51,186	79,661	52,021
Fruits and vegetables : dried, salted, or preserved, not being canned or bottled—										
Almonds Tons	6	32	18	9	7	23,501	49,966	43,374	19,714	13,936
Currants and raisins	16	18	11	7	10	14,989	13,363	13,016	9,423	11,275
Dates	1	410	52	—	7	61	80,044	10,335	39	1,414
Other sorts	23	33	33	16	39	33,963	32,333	44,494	25,114	34,335
Total Fruits and vegetables : dried, salted, etc.	46	493	114	32	63	72,494	1,31,205	1,11,259	54,295	66,510
Total Fruits and Vegetables Value	—	—	—	—	—	1,95,218	3,00,333	2,62,445	1,33,956	1,19,531
FURNITURE AND CABINETWARE—										
Bedsteads	—	—	—	—	—	4,01,751	3,63,462	3,70,555	2,94,361	1,94,531
Furniture of wood (other than bedsteads)	—	—	—	—	—	3,61,896	3,25,562	3,57,232	3,67,243	1,93,345
Furniture of other materials (other than bedsteads)	—	—	—	—	—	5,36,679	6,06,929	6,52,234	5,06,436	4,26,390
Mouldings	—	—	—	—	—	13,927	9,942	11,267	7,376	23,943
Total Furniture and Cabinetware	—	—	—	—	—	13,14,243	13,10,395	14,00,388	11,75,416	8,38,709
GELATINE Cwts.	724	324	265	325	222	71,632	43,410	35,249	33,631	32,832
GLASS AND GLASSWARE—										
Bangles Value	—	—	—	—	—	1,497	4,029	47	10,441	4,065
Beads and false pearls . Cwt.	30	33	20	33	25	5,003	11,617	4,730	10,390	9,265
Bottles and phials—										
Sodawater bottles . Gross	17,743	26,753	29,353	13,303	16,123	4,26,335	5,49,137	7,15,397	4,44,330	3,33,037
Others	54,733	44,394	55,520	46,303	16,129	2,35,226	2,53,119	3,10,520	2,41,130	34,636
Funnels, globes, and glass parts of lamps . Value	—	—	—	—	—	57,409	31,363	40,313	36,541	32,143
Scientific glassware	—	—	—	—	—	37,005	46,510	34,535	37,633	30,177
Sheet and plate . Sq. Feet	2,035,306	1,392,359	1,121,323	837,072	912,721	3,50,237	5,70,733	5,02,665	3,59,010	3,30,393
Tableware (including decanters, etc.) . Value	—	—	—	—	—	64,493	79,419	91,536	36,226	63,771
Other glassware	—	—	—	—	—	5,33,927	5,20,531	5,15,271	4,05,703	3,77,035
Total Glass and Glassware	—	—	—	—	—	23,16,133	20,72,562	22,15,054	16,31,970	13,20,522
GLUE Cwts.	7,630	8,722	8,455	5,711	5,321	1,36,114	2,33,237	2,09,913	1,57,536	1,21,319

(a) Transferred to Coal tar dye from 1931-32.

UNITED KINGDOM—continued

IMPORTS THEREFROM—continued

ARTICLES	QUANTITY					VALUE				
	1927-28	1928-29	1929-30	1930-31	1931-32	1927-28	1928-29	1929-30	1930-31	1931-32
GRAIN, PULSE, AND FLOUR—										
Pulse Tons	10	32	31	16	3	4,301	8,642	18,638	4,546	936
Other sorts "	25	78	87	35	50	8,124	14,139	20,761	8,294	11,203
Total Grain, Pulse and Flour	35	105	168	51	53	12,425	22,831	39,394	12,840	12,139
GRAPHITE CRUCIBLES Cwts.	3,307	3,179	2,976	2,460	2,374	1,03,388	1,06,291	1,52,794	1,27,567	1,49,900
GUMS AND RESINS—										
Arabic "	199	1,003	499	2,447	189	6,619	29,610	14,698	64,042	4,383
Benjamin "	61	9	1	825	12	3,010	451	112	37,523	720
Dammer (Resins) "	3	4,379	4,024	..	356	72	34,163	31,342	..	10,324
Rosin "	609	2,032	503	1,132	601	15,284	20,124	7,655	12,322	5,771
Other sorts "	6,322	4,327	5,433	4,257	5,303	2,22,464	1,97,973	2,61,463	1,81,901	2,08,333
TOTAL GUMS AND RESINS	6,504	11,750	10,460	8,661	6,411	2,47,440	2,32,321	3,15,770	2,95,788	2,29,531
HAIR AND MANUFACTURES OF HAIR—										
Hair of all kinds "	80	153	112	95	55	9,922	12,895	12,407	15,541	4,919
Manufactures of hair, other than toilet requisites Value	—	—	—	—	—	17,107	18,651	20,530	59,166	3,074
Total Hair and manufactures of Hair	—	—	—	—	—	27,029	26,546	32,937	74,707	7,993
HARDWARE, excluding CUTLERY AND ELECTROPLATED WARE—										
Agricultural implements "	—	—	—	—	—	13,96,715	12,10,057	11,76,037	7,44,241	4,80,337
Buckets of tinned or galvanised iron "	—	—	—	—	—	1,34,332	1,47,543	1,53,694	1,13,143	44,670
Builders' hardware, etc. "	—	—	—	—	—	10,09,310	8,79,243	9,98,437	12,23,373	3,09,059
Domestic "	—	—	—	—	—	4,36,660	3,66,214	3,42,264	2,71,013	2,44,299
Enamelled ironware "	—	—	—	—	—	2,58,159	2,18,391	1,82,299	1,34,243	1,06,794
Gas mantles "	—	—	—	—	—	1,54,413	98,999	1,36,493	68,351	36,533
Implements and tools, other than agricultural implements, etc. "	—	—	—	—	—	44,04,335	41,70,059	38,08,601	23,74,476	17,04,202
Lamps, metal No.	48,641	45,263	35,351	24,636	13,495	2,57,247	2,02,194	1,49,084	1,21,513	80,335
Parts of lamps other than glass Value	—	—	—	—	—	2,07,942	1,68,965	1,97,437	1,06,277	80,045
Safes and strong boxes of metal No.	2,317	670	553	1,452	537	1,03,337	67,530	75,727	32,332	23,114
Stoves "	32,043	23,072	39,561	33,231	23,962	1,28,234	1,22,503	1,23,314	99,181	1,09,303
Other sorts Value	—	—	—	—	—	1,19,74,085	1,12,05,630	1,06,92,978	78,05,283	58,90,485
Total Hardware, excluding Cutlery and Electroplated ware	—	—	—	—	—	2,06,34,274	1,83,72,933	1,80,41,865	1,31,49,431	96,15,327
HIDES AND SKINS, RAW—										
Hides, raw { Tons	..	13	16	6	34	968	24,306	16,508	13,332	1,16,942
Hides, raw { =No.	—36	—4,701	—2,478	—3,241	—5,995					
Skins { Tons	15	6	17	10	4	59,325	44,475	1,00,927	51,021	30,599
Skins { =No.	—26,077	—33,235	—32,943	—51,193	—24,300					
Total Hides and Skins, Raw { Tons	5	19	33	16	38	60,793	69,231	1,17,433	70,258	1,47,532
Total Hides and Skins, Raw { =No.	—26,113	—37,936	—35,421	—54,434	—30,295					
Tons Cwts.	354	703	694	529	416	92,723	1,08,343	85,371	43,244	41,372
INSTRUMENTS, APPARATUS, AND APPLIANCES, AND PARTS THEREOF—										
Electrical, including telegraph and telephone apparatus not being machinery—										
Electric fans and parts thereof Value	—	—	—	—	—	16,34,337	23,66,772	18,86,423	14,43,642	10,50,305
Electric wires and cables—										
Rubber, insulated "	—	—	—	—	—	31,25,083	35,58,253	34,70,598	27,69,733	17,77,369
Insulations, other than rubber "	—	—	—	—	—	31,25,214	26,07,398	40,39,944	33,53,459	19,74,327
Telegraph and telephone wires and cables "	—	—	—	—	—	56,941	1,66,054	71,314	2,03,454	54,544
Bare copper wire (Electrolytic), etc. Cwts.	—	—	—	31,640	13,331	17,07,221	23,30,932	21,37,493	15,14,499	5,29,129
Telegraph and telephone instruments and apparatus Value	—	—	—	—	—	4,92,486	4,63,931	4,84,091	4,30,635	4,33,444

*Quantity recorded from 1930-31.

No. 13—continued
 UNITED KINGDOM—continued
 IMPORTS THEREFROM—continued

ARTICLES	QUANTITY					VALUE				
	1927-28	1928-29	1929-30	1930-31	1931-32	1927-28	1928-29	1929-30	1930-31	1931-32
INSTRUMENTS, APPARATUS, AND APPLIANCES, AND PARTS THEREOF—continued										
Electrical, including telegraph and telephone apparatus not being machinery—continued										
Electric lamps and parts thereof—										
Electric glow lamps (a) No.	1,041,915	990,412	—	—	—	6,75,750	7,07,114	—	—	—
Gasfilled electric bulbs	—	—	—	—	558,017	—	—	—	—	7,21,101
Vacuum electric bulbs	—	—	—	—	836,470	—	—	—	—	5,02,697
Electric bulbs for automobiles.	—	—	—	—	8,822	—	—	—	—	5,444
Electric bulbs for torches	—	—	—	—	8,629	—	—	—	—	2,016
Wireless valves	—	—	—	—	5,091	—	—	—	—	27,284
Flash lights including torch lights, pocket lamps, etc.	—	—	18,974	21,087	—	—	—	19,798	35,894	—
Automobile lighting lamps	—	—	9 10,273	5,632	—	—	—	9,576	2,870	—
Standard lighting lamps	—	—	1,202,834	1,277,071	—	—	—	8,54,908	8,82,665	—
Other sorts	—	—	2 5,187	7,945	—	—	—	58,057	29,091	—
Parts and accessories of Electric lamps	62,499	14,094	—	—	25,422	1,13,710	1,00,874	—	—	58,960
Batteries	—	—	—	—	—	29,200	39,255	1,63,827	1,42,667	69,793
Carbons, electric (including furnace electrodes)	—	—	—	—	—	1,32,028	1,88,795	1,80,497	2,32,348	1,99,610
Accumulators (including parts)	—	—	—	—	—	1,00,845	1,14,311	2,72,375	2,12,205	2,16,837
Condensers, electric	—	—	—	—	—	19,31,076	15,82,747	18,23,439	11,61,712	6,16,341
Electric bell apparatus (not telegraphic or telephonic)	—	—	—	—	—	23,787	25,103	1,700	4,400	4,940
Electric lighting accessories and fittings (including switches)	—	—	—	—	—	1,954	3,066	4,433	3,714	1,678
Electrical instruments (other than telegraphic and telephonic)—	—	—	—	—	—	—	—	—	—	—
Motors	—	—	—	—	—	5,09,692	5,92,039	6,91,870	4,52,349	3,35,118
Others	—	—	—	—	—	2,03,007	3,09,385	1,21,167	1,21,521	73,596
Electro-medical apparatus (including X-Ray apparatus)	—	—	—	—	—	62,586	1,16,184	1,05,972	41,791	68,382
Switch boards (other than telegraph and telephone)	—	—	—	—	—	4,88,374	4,21,940	2,52,837	3,06,989	2,42,990
Electrical goods and apparatus not enumerated	—	—	—	—	—	23,16,113	23,91,316	33,16,724	29,72,285	21,89,164
Total Electrical instruments, including Telegraph and Telephone Apparatus not being machinery	—	—	—	—	—	1,85,15,544	1,93,99,447	2,15,14,638	1,74,02,281	1,15,23,266
Pianos and Piano-players complete No.	93	95	55	49	32	69,439	74,484	43,570	30,856	14,177
Talking machines and accessories—										
Talking machines	7,776	8,299	12,468	10,092	9,613	2,82,734	3,17,119	4,89,897	4,11,862	3,24,584
Records	66,220	249,324	553,289	439,920	359,349	69,778	1,65,325	6,18,624	5,63,194	3,38,688
Accessories	—	—	—	—	—	4,27,266	3,07,975	5,71,524	2,50,533	3,70,977
Other sorts, including parts of musical instruments	—	—	—	—	—	3,09,784	2,79,460	2,47,717	2,53,324	1,95,731
Total Instruments, Musical	—	—	—	—	—	11,59,043	11,44,863	19,71,332	15,09,269	12,44,155
Optical	—	—	—	—	—	1,45,260	1,81,506	1,00,866	97,608	84,403
Photographic—										
Cinematograph films—										
Raw Length in feet	3,403,396	3,030,752	4,850,429	4,885,596	3,150,500	1,52,518	1,88,650	1,80,620	2,03,549	1,23,645
Exposed	12,264,482	2,022,330	1,704,695	1,385,592	895,656	3,45,475	2,59,281	2,53,683	2,81,079	176,903
TOTAL CINEMATOGRAPH FILMS	5,667,878	5,103,082	6,555,124	6,271,188	4,046,156	4,97,993	3,97,931	4,34,303	4,84,628	3,05,547
Photographic, other than cinematograph films	—	—	—	—	—	12,38,538	14,12,385	12,86,131	11,71,620	12,29,135
Scientific and philosophical	—	—	—	—	—	15,44,398	15,12,343	12,76,305	10,26,718	8,82,374
Surgical	—	—	—	—	—	14,79,575	13,21,855	13,22,220	9,81,430	7,64,743
Wireless apparatus	—	—	—	—	—	10,60,461	8,99,400	3,99,763	4,96,976	6,63,455
Other kinds	—	—	—	—	—	17,04,639	20,61,870	20,33,995	23,83,331	16,24,101
Total Instruments, Apparatus, and Appliances, and parts thereof	—	—	—	—	—	2,73,35,501	2,88,81,610	3,03,29,662	2,55,04,411	1,83,26,069
IVORY—										
Unmanufactured Lbs.	113,066	101,737	78,889	84,383	79,240	8,88,717	3,74,213	5,88,845	5,76,994	5,50,795
Manufactured Value	—	—	—	—	—	29,855	4,588	4,692	679	5,224
Total Ivory	—	—	—	—	—	9,12,572	3,78,751	5,93,537	5,77,673	5,56,019

(a) Discontinued from 1929-30, for new heads see below.

UNITED KINGDOM—continued

IMPORTS THEREFROM—continued

ARTICLES	QUANTITY					VALUE				
	1927-28	1928-29	1929-30	1930-31	1931-32	1927-28	1928-29	1929-30	1930-31	1931-32
JEWELLERY, ALSO PLATE OF GOLD AND SILVER—										
Jewellery Value	—	—	—	—	—	6,58,806	6,89,994	17,12,129	32,84,439	12,93,232
Plate of gold and silver	—	—	—	—	—	4,44,297	4,44,777	4,47,643	3,98,019	3,65,452
Total Jewellery, also plate of gold and silver	—	—	—	—	—	11,02,903	11,14,771	21,59,772	36,77,458	16,58,684
LEATHER—										
Hides, tanned or dressed	17 =5,204	31 =13,278	54 =14,476	10 =3,450	4 =5,632	1,75,914	2,12,432	2,04,805	59,093	46,547
Skins, tanned or dressed	11 =32,766	17 =69,374	17 =69,685	11 =36,295	9 =27,932					
Total Hides and Skins, tanned or dressed	28 =38,080	48 =73,152	71 =84,161	21 =39,745	13 =33,594	2,96,599	3,34,732	4,13,027	1,69,244	1,34,549
Unwrought Cwts.	1,615	1,124	2,699	2,409	3,412					
Leather cloth including artificial leather	156,464	146,952	227,040	117,565	235,158	2,44,347	2,42,131	3,77,838	1,76,236	2,50,848
Manufactures (excluding boots and shoes and belting for machinery)—										
Bags and trunks	282	295	245	149	120	92,080	1,04,197	83,813	44,953	63,370
Pickers	4,056	4,049	3,743	2,721	2,425	3,19,761	7,35,073	6,93,415	3,69,964	3,76,571
Picking bands and straps	2,909	2,284	2,780	1,730	1,936	7,23,182	6,03,202	6,75,231	4,29,734	4,26,100
Roller skins	752	659	633	1,166	719	8,54,764	6,28,964	7,33,865	6,94,024	6,80,106
Saddlery and harness	639	300	170	139	123	1,32,042	1,30,390	79,623	68,466	51,330
Other sorts	9,065	13,403	16,037	6,493	6,516	8,12,994	8,51,275	8,50,042	4,19,932	3,38,390
Total Leather manufactures	17,703	20,995	23,608	12,443	11,839	34,34,303	30,53,701	31,20,994	20,27,078	19,35,867
Total Leather Value	—	—	—	—	—	44,57,028	39,93,323	41,99,788	25,48,913	25,06,742
LIQUORS, INCLUDING DEWATERED AND PERFUMED SPIRITS—										
Ale, beer and porter—										
Ale and beer—										
In bottle Lq. Gals.	1,141,007	1,118,486	1,352,024	1,213,279	1,024,822	31,27,978	31,76,327	35,76,516	34,73,283	26,20,316
„ bulk	1,555,816	1,525,476	1,600,620	1,627,220	1,322,339	23,16,896	23,27,235	24,92,794	22,72,049	17,95,736
Stout and porter—										
In bottle	188,747	140,440	177,161	140,373	109,261	8,51,070	5,98,173	7,56,054	5,81,071	4,44,200
„ bulk	29,513	20,730	27,679	35,998	16,302	44,367	28,236	39,609	42,322	20,645
Cider and other fermented liquors	12,508	11,325	11,717	8,087	7,050	74,596	71,398	66,145	45,585	38,901
Spirit—										
Brandy	10,973	7,373	8,333	6,753	2,121	2,13,312	1,70,304	2,26,942	1,33,195	72,647
Gin	98,666	101,037	107,375	116,355	74,703	9,50,057	9,28,236	9,72,741	10,60,110	6,68,094
Liqueurs	3,675	3,731	4,225	3,475	5,047	96,170	98,392	1,09,241	84,432	74,245
Rum	5,292	6,032	4,674	4,482	3,870	47,947	51,697	40,255	33,525	42,902
Whisky	535,691	539,321	539,914	509,276	314,320	91,50,642	91,32,260	92,15,230	87,40,030	52,70,300
Spirit, present in drugs, medicines, or chemicals	64,709	66,477	67,930	46,421	46,358	18,40,704	18,28,503	20,83,294	13,38,121	14,06,143
Spirit, perfumed	4,913	5,119	4,930	3,165	2,544	5,01,293	5,30,425	4,64,313	3,04,686	2,26,192
Other sorts	19,446	20,443	22,651	18,293	14,157	3,06,376	3,69,221	9,43,790	7,14,156	5,47,014
Total Spirit	748,370	752,583	760,532	708,220	463,125	1,36,07,001	1,36,04,043	1,40,61,306	1,25,13,255	83,07,537

No. 13—continued

UNITED KINGDOM—continued

IMPORTS THEREFROM—continued

ARTICLES	QUANTITY					VALUE				
	1927-28	1928-29	1929-30	1930-31	1931-32	1927-28	1928-29	1929-30	1930-31	1931-32
						£	£	£	£	£
LIQUORS, including DENATURATED AND PERFUMED SPIRITS—continued										
Wines—										
Champagne and other sparkling wines Liq. Gals.	5,049	4,975	4,478	1,010	1,322	1,42,630	1,16,476	1,07,145	43,167	37,912
Port	29,145	23,158	23,148	19,392	12,720	4,23,096	3,88,556	3,39,180	2,59,342	1,04,862
Still red wines, other than Port	18,560	15,649	14,864	12,842	8,820	1,68,329	1,85,327	1,32,080	1,16,667	66,212
Sherry, Madeira, and Marsala	23,201	21,231	22,459	20,076	15,754	3,39,253	3,16,854	3,45,506	3,39,877	2,40,597
Still white wines, other than Sherry, Madeira, and Marsala	1,050	1,157	990	501	340	11,975	13,067	11,933	5,835	4,173
Other sorts, including Vermouth, etc.	10,516	11,416	11,818	8,923	5,431	98,253	1,03,070	1,06,866	82,508	51,679
Total Wines	87,521	82,586	80,767	63,849	44,387	11,83,536	10,72,350	10,43,310	8,47,398	5,74,435
Total Liquors	3,758,482	3,652,126	4,001,390	3,796,524	2,987,836	2,12,05,444	2,08,77,762	2,20,35,734	1,97,74,961	1,38,01,770
LOCOMOTIVE AND MILLWORK—										
Prime-movers (other than electrical)—										
Locomotives (including those for Railways)—										
Oil Engines . . No.	75	50	28	28	28	2,30,426	2,97,144	1,55,176	1,34,727	1,56,587
Parts of Oil engines Value	—	—	—	—	—	68,491	40,982	48,564	23,307	51,664
Steam Engines . . No.	206	114	129	82	38	15,20,300	12,30,908	9,80,488	6,04,835	4,51,052
Parts of steam engines Value	—	—	—	—	—	7,83,700	7,32,430	7,72,900	5,00,090	3,76,184
Railway locomotive engines and tenders and parts (a)	—	—	—	—	—	—	81,23,893	1,45,63,871	94,62,486	40,53,435
Others	—	—	—	—	—	80,929	79,847	1,32,629	73,229	14,146
Other than locomotives—										
Gas Engines . . No.	41	32	45	33	9	1,00,932	68,875	1,24,666	1,50,520	28,723
Parts of gas engines Value	—	—	—	—	—	39,290	35,258	47,585	65,806	62,323
Oil Engines . . No.	3,612	4,079	4,626	2,520	1,413	79,16,040	84,49,006	85,05,700	55,81,983	31,17,094
Parts of Oil engines Value	—	—	—	—	—	15,76,309	15,66,503	17,32,806	12,96,487	8,47,899
Steam Engines . . No.	324	294	212	119	62	30,78,184	33,46,570	16,78,703	9,44,191	5,31,512
Parts of steam engines Value	—	—	—	—	—	26,43,714	16,08,619	33,11,596	12,95,437	6,19,425
Others	—	—	—	—	—	49,378	3,31,962	1,68,904	11,00,468	5,29,060
Total Prime-movers (other than Electrical)	—	—	—	—	—	1,81,30,693	2,59,11,992	3,22,68,837	2,13,33,321	1,07,39,199
Electrical machinery of all kinds, not including Instruments, apparatus, and appliances, and parts hereof—										
Control and Switch Gear	—	—	—	—	—	31,24,441	26,03,026	32,45,678	38,54,546	39,91,866
Generators, alternators, and dynamos	—	—	—	—	—	34,44,851	37,45,521	38,81,796	38,08,979	34,89,466
Motors	—	—	—	—	—	23,66,937	31,14,618	35,09,853	34,83,401	22,62,713
Transformers	—	—	—	—	—	9,40,980	7,30,647	11,87,341	11,31,804	7,01,654
Turbo-generating sets	—	—	—	—	—	1,53,140	1,73,229	5,37,534	2,34,332	2,57,531
Other kinds	—	—	—	—	—	61,17,183	81,71,933	59,54,332	56,39,397	63,03,997
Total Electrical machinery, etc.	—	—	—	—	—	1,66,47,637	1,85,33,982	1,83,16,584	1,81,63,459	1,50,07,176
Machinery, not being prime-movers or electrical machinery—										
Aerated water making machinery	—	—	—	—	—	1,04,475	97,307	83,632	91,490	58,902
Agricultural machinery—										
Agricultural tractors and parts	—	—	—	—	—	1,31,541	73,278	1,53,801	69,372	22,979
Ploughs and parts	—	—	—	—	—	79,557	47,371	79,140	47,590	74,196
Other sorts	—	—	—	—	—	3,79,293	2,85,238	2,57,170	85,285	69,160
Boilers	—	—	—	—	—	1,04,30,068	1,07,30,377	1,03,97,570	55,28,210	47,18,144
Rack and shoe manufacturing machinery	—	—	—	—	—	27,452	11,270	3,619	16,732	3,731
Leather tanning and curing machinery	—	—	—	—	—	39,057	52,503	79,113	82,391	43,077
Metal working machinery (including machine tools)	—	—	—	—	—	32,29,333	23,49,449	24,15,930	21,96,148	13,84,647

(a) Recorded under "Railway plant and rolling stock" prior to 1928-29.

UNITED KINGDOM—continued

IMPORTS THEREFROM—continued

ARTICLES	QUANTITY					VALUE				
	1927-28	1928-29	1929-30	1930-31	1931-32	1927-28	1928-29	1929-30	1930-31	1931-32
MACHINERY AND MILLWORK—continued						R	R	R	R	R
Machinery not being prime-movers or electrical machinery—continued										
Mining machinery—										
Coal Value	—	—	—	—	—	5,01,474	5,27,432	4,97,152	6,02,730	1,84,504
Other sorts	—	—	—	—	—	62,63,602	33,96,239	16,62,232	35,84,516	37,10,223
Total Mining machinery	—	—	—	—	—	67,65,076	39,23,671	21,59,384	41,87,246	38,94,727
Oil crushing and refining machinery	—	—	—	—	—	56,07,551	24,15,376	23,75,974	24,40,530	13,03,239
Paper mill machinery	—	—	—	—	—	9,09,306	28,03,414	6,67,625	6,70,347	5,83,340
Refrigerating machinery	—	—	—	—	—	3,45,761	4,53,345	2,39,908	5,42,835	1,05,829
Rice and flour mill machinery	—	—	—	—	—	6,43,898	6,84,973	11,51,146	14,47,363	5,20,107
Saw mill and wood-working machinery	—	—	—	—	—	7,49,437	5,14,464	6,16,841	3,83,253	2,27,447
Sewing and knitting machines and parts thereof—										
Sewing and knitting machines . No.	55,033	53,402	48,963	37,053	32,346	58,03,362	56,76,017	54,79,613	40,01,354	34,73,724
Parts of sewing and knitting machines and accessories Value	—	—	—	—	—	16,80,461	11,14,729	12,20,030	4,13,232	3,13,237
Sugar machinery	—	—	—	—	—	7,25,956	16,30,437	8,49,343	10,82,336	26,22,991
Tea machinery	—	—	—	—	—	34,45,517	33,87,654	27,65,301	14,90,966	9,76,331
Textile machinery—										
Cotton—										
Bleaching and dyeing machinery	—	—	—	—	—	2,53,307	2,65,535	2,03,065	31,691	2,32,926
Printing machinery	—	—	—	—	—	9,352	25,216	7,520	64,070	19,163
Spinning machinery	—	—	—	—	—	96,54,430	1,13,56,430	1,15,59,933	1,05,21,633	97,51,310
Weaving machinery	—	—	—	—	—	67,83,675	63,35,354	57,14,526	47,62,060	60,15,923
Other sorts	—	—	—	—	—	17,33,777	17,06,074	15,43,405	8,33,324	7,15,853
Total Cotton machinery	—	—	—	—	—	1,84,40,041	1,97,78,663	1,90,28,499	1,62,63,633	1,67,35,177
Jute	—	—	—	—	—	91,70,130	1,23,03,005	1,41,80,349	79,75,044	31,55,574
Shuttles (excluding those for sewing machines)	—	—	—	—	—	8,03,960	6,39,371	3,13,903	6,55,731	6,65,617
Wool machinery	—	—	—	—	—	1,61,633	2,03,453	1,47,763	1,10,370	1,07,133
Other sorts	—	—	—	—	—	3,25,665	6,75,074	10,12,036	11,44,633	7,12,499
Total Textile machinery	—	—	—	—	—	2,39,01,429	3,41,10,073	3,51,32,555	2,61,50,075	2,13,76,005
Typewriters—										
Typewriters . No.	1,007	1,069	1,203	1,040	244	2,17,159	2,25,929	1,93,017	1,73,309	1,31,342
Parts and accessories . Value	—	—	—	—	—	51,316	57,600	65,914	59,729	34,994
Other sorts of machinery excluding printing machinery	—	—	—	—	—	2,02,82,220	2,32,99,937	1,93,13,636	1,35,53,512	92,23,291
Total Machinery and Millwork	—	—	—	—	—	12,53,37,560	14,09,41,444	13,63,23,393	10,72,13,246	7,73,13,410
MANURES—										
Nitrogenous—										
Nitrate of Soda Tons	74	5	447	14,701	60	..	903	57,016
Sulphate of Ammonia	2,101	14,296	20,727	19,163	16,143	3,55,401	22,84,205	30,23,191	25,64,133	13,73,174
Potassic—										
Muriate of potash	11	103	..	202	..	1,403	12,397	..	23,795	16
Phosphatic—										
Superphosphate	—	—	—	—	103	—	—	—	—	6,370
Others	313	1,060	1,933	7,137	30	34,655	65,343	1,19,332	3,95,173	2,334
Other kinds of manures	567	2	12	349	233	33,377	434	1,959	21,143	34,961
Total Manures	3,066	15,461	22,737	26,361	16,964	4,39,542	23,62,939	31,45,032	35,05,162	19,74,371

No. 13—continued

UNITED KINGDOM—continued

IMPORTS THEREFROM—continued

ARTICLES	QUANTITY					VALUE				
	1927-28	1928-29	1929-30	1930-31	1931-32	1927-28	1928-29	1929-30	1930-31	1931-32
MATCHES—										
Safety .Gross of boxes	1,724	1,620	3,508	3,656	2,823	4,663	4,602	8,408	8,849	8,176
Other sorts	170	59	78	36	1	2,513	1,565	1,708	2,259	305
Total Matches	1,894	1,679	3,586	3,692	2,824	7,176	6,257	10,116	11,107	8,481
METALS AND ORES—										
Aluminium—										
Unwrought (Ingots, blocks, bars) .Cwts.	552	188	281	851	16	35,678	13,191	18,981	55,880	1,266
Wrought—										
Circles	50,635	37,848	41,731	22,780	8,600	44,52,580	32,23,194	35,99,523	18,48,192	6,34,877
Sheets	1,473	1,081	849	534	309	1,37,567	1,07,782	67,142	42,288	24,336
Other manufactures ..	1,847	2,444	2,326	1,922	882	1,28,451	2,27,287	2,93,078	1,85,602	86,406
Total Aluminium	54,507	41,306	45,187	26,087	9,807	47,57,276	85,71,454	39,78,724	21,32,072	7,60,885
Antifriction metal	4,815	5,501	7,283	4,385	3,673	3,66,720	3,94,731	4,63,427	2,52,257	1,98,316
Brass, Bronze, and similar alloys and manufactures thereof—										
Unwrought	1,392	316	888	739	383	63,323	15,430	30,041	41,110	12,986
Wrought—										
Mixed or yellow metal, for sheathing ..	168,831	152,857	82,491	42,174	71,834	75,05,888	70,72,152	43,18,045	19,20,093	26,39,821
Rods	3,273	4,809	3,809	5,101	2,785	1,62,019	2,27,035	2,06,390	2,10,653	95,164
Sheets	3,312	4,084	2,535	3,370	2,964	1,49,186	1,91,266	1,40,604	1,81,042	1,09,305
Tubes	573	412	271	291	87	47,860	36,485	26,349	27,573	7,808
Wire	954	581	1,242	230	211	59,673	40,878	79,449	16,221	11,939
Other sorts	12,131	10,924	9,777	5,155	4,166	9,28,087	8,25,386	8,01,800	4,20,008	4,33,148
Total Brass, etc.	189,966	173,933	100,573	57,120	82,430	89,21,536	84,08,582	56,02,810	28,16,799	33,08,171
Copper—										
Old, for re-manufacture	140	499	559	148	60	4,289	21,121	29,385	5,487	2,382
Unwrought—										
Tiles, ingots, cakes, bricks, and slabs ..	21,089	14,300	12,275	2,623	2,960	9,39,159	7,31,757	7,36,088	4,53,441	1,20,505
Other sorts	—	—	—	2	—	—	—	45	456	—
Wrought—										
Braziers	6	256	751	1	—	477	11,800	46,684	41	—
Rods	3,050	2,462	4,786	3,304	13,409	2,05,276	1,39,738	3,28,857	2,04,902	5,20,124
Sheets	61,430	69,852	22,032	35,683	44,465	30,00,385	36,76,602	14,43,119	19,46,475	19,04,185
Tubes	1,837	684	1,044	668	1,045	1,29,330	60,174	95,200	52,827	58,831
Wire, excluding wire of telegraph and telephone ..	811	387	357	449	1,077	57,176	23,120	27,181	29,529	84,398
Other manufactures ..	2,266	3,785	3,264	3,550	4,283	1,96,983	2,60,931	2,88,988	2,51,954	1,78,448
Total Copper (excluding ore)	91,229	92,225	45,064	52,373	67,299	45,33,575	49,25,252	29,95,908	29,55,112	23,68,823
Ferro Alloys * .. Tons	—	—	—	186	86	—	—	—	40,222	19,464
German-silver (including nickel alloy) .. Cwts.	2,520	3,309	3,401	2,213	2,173	2,14,388	2,76,229	2,72,894	1,72,921	1,56,498
Iron—										
Pig .. Tons	4,068	2,373	2,997	3,082	331	3,25,866	1,85,870	2,19,245	2,24,999	26,713
Manufactures—										
Angle and tee, bolt and rod ..	102	98	205	443	71	19,415	18,013	36,295	95,184	12,057
Bars and channel	1,865	1,593	1,723	999	430	5,31,101	4,06,664	4,49,565	2,53,031	1,17,231
Rice-bowls	405	258	254	148	107	1,71,914	95,281	91,069	54,394	39,847
Total Iron (excluding ore)	6,440	4,322	4,879	4,672	939	10,48,297	7,05,828	7,93,174	6,27,608	1,95,848
Steel—										
Angle and tee	23,032	28,959	20,657	10,569	4,522	27,10,320	34,98,329	25,70,715	13,32,911	5,74,738
Spring Bars (other than cast steel) ..	1,612	317	23	287	573	2,68,362	51,453	5,992	44,216	83,008
Total	23,015	46,616	32,296	20,408	10,998	30,19,899	62,41,798	47,64,486	20,54,579	15,73,728
Cast—										
Tool steel—										
High speed	252	323	282	201	128	2,93,365	2,35,330	3,15,812	2,11,783	1,19,783
Carbon	337	232	297	202	175	1,24,413	98,913	1,38,186	79,978	73,733
Cast steel bars	235	398	267	238	123	2,36,105	3,37,497	1,18,186	83,084	68,558
Other cast steel	220	264	186	44	53	1,70,653	1,16,281	57,566	20,573	13,486
Ingots, blooms, billets, and slabs ..	3,915	1,286	1,350	1,434	938	3,65,482	1,68,946	1,37,674	1,95,721	1,21,764
Total Steel	52,668	473,395	55,308	33,383	17,560	77,89,049	1,07,94,045	81,58,917	59,22,345	26,18,748

* Separately recorded from 1930-31.

UNITED KINGDOM—continued

IMPORTS THEREFROM—continued

ARTICLES	QUANTITY					VALUE				
	1927-28	1928-29	1929-30	1930-31	1931-32	1927-28	1928-29	1929-30	1930-31	1931-32
						£	£	£	£	£
METALS AND ORES—continued										
Iron or Steel—										
Anchors and cables . Tons	1,835	1,087	1,337	859	509	9,20,226	5,24,532	6,27,071	3,76,616	2,22,588
Beams, channels, pillars, girders and bridge-work	69,274	67,608	51,482	36,863	14,021	98,79,165	1,00,74,086	79,12,496	62,27,844	22,05,647
Bolts and nuts	3,796	5,443	3,659	2,572	2,101	14,67,836	20,92,004	14,22,826	9,69,735	7,02,181
Fencing materials (including fencing wire)	1,145	1,521	1,285	992	545	4,39,761	5,05,918	4,60,392	3,32,141	1,95,865
Hoops and strips	15,178	17,013	16,228	12,228	10,680	24,62,786	25,68,569	24,55,730	17,27,654	13,08,376
Nails, rivets, and washers (excluding wire nails)	6,627	6,451	6,398	4,618	3,347	17,39,050	17,15,211	17,07,453	11,58,008	8,58,643
Ord. for re-manufacture	883	416	269	1,162	892	36,020	17,605	9,896	35,595	29,296
Pipes and fittings, cast	6,433	4,446	4,297	2,458	1,554	10,27,432	13,13,304	12,17,759	9,00,363	5,98,301
Rails, chairs, and fish-plates (including those for railways)	104,884	40,862	17,080	8,827	3,025	1,24,93,907	52,85,208	25,68,804	6,99,961	7,31,447
Screws—										
Wood	361	356	333	234	266	2,83,973	2,32,035	2,35,446	1,64,532	1,77,506
Metal thread	472	530	348	77	158	3,51,731	3,36,380	2,06,493	53,286	81,194
Total Screws	833	886	681	311	424	6,35,704	5,68,365	4,41,939	2,17,818	2,58,700
Sheets and plates—										
Galvanised—										
Corrugated	275,036	265,603	181,681	81,904	47,430	6,66,67,064	5,77,04,889	3,93,87,139	1,68,50,497	91,33,453
Plain	22,650	20,443	18,614	9,469	7,509	57,79,866	49,04,573	43,78,685	20,60,100	15,16,207
Tinned—										
Tinplates	16,407	14,621	21,770	8,430	7,419	52,93,360	45,39,114	67,90,265	25,30,179	19,31,465
Other sorts	1,013	192	73	22	8	3,83,317	62,411	50,745	12,853	4,866
Not galvanised or tinned—										
Plates over ½" thick	24,056	29,308	25,333	11,159	4,938	32,89,652	33,58,164	31,26,067	15,57,332	6,77,976
Sheets up to ½" thick	18,469	23,942	19,216	14,520	11,596	30,41,998	33,01,542	30,43,359	21,33,763	16,49,471
Other sorts	1,371	1,081	658	261	106	2,86,800	1,74,675	1,03,289	41,714	18,737
Total not galvanised or tinned	44,396	54,331	45,207	25,940	16,640	66,16,450	73,34,381	62,72,715	37,33,309	23,46,134
Total Sheets and plates	359,502	355,190	287,350	125,765	79,006	8,47,42,357	7,50,45,368	5,68,79,549	2,47,36,938	1,49,32,175
Sleepers and keys of steel or iron for Railways†	—	16,639	10,396	2,256	4,775	—	23,92,686	15,09,362	4,82,266	7,35,848
Tubes, pipes, and fittings, wrought	28,583	16,655	17,867	17,012	11,635	84,94,733	51,12,313	57,75,430	52,80,914	36,87,114
Wire other than fencing wire	1,255	1,341	1,175	956	326	3,47,888	4,22,091	3,88,706	2,33,148	2,57,241
Wire nails	829	433	419	195	179	80,258	94,369	87,163	43,179	34,761
Wire rope—										
Black	2,071	2,169	1,772	1,702	1,416	12,43,768	12,01,101	10,02,000	9,60,603	8,04,948
Galvanised	1,839	1,424	1,126	957	649	11,33,640	8,30,745	7,20,368	5,52,342	3,78,372
Other manufactures of iron or steel	27,441	27,133	22,170	16,394	10,098	83,51,773	92,91,397	76,92,153	68,35,311	32,31,244
Total Iron or Steel	625,908	566,817	425,591	231,115	145,632	13,63,98,319	11,90,05,377	9,28,77,352	5,13,33,939	3,11,52,247
Lead—										
Unwrought—										
Ore	27	11	9	15	..	13,097	4,906	4,259	5,604	..
Pig Cwts.	1,925	601	941	929	3,089	37,150	10,760	17,325	14,311	36,127
Other sorts	1,400	323	68	165	203	39,680	6,950	455	2,317	2,111
Wrought—										
Sheets, pipes, and tubes—										
Sheets	10,447	5,957	6,214	5,910	9,268	2,44,304	1,15,595	1,22,444	95,676	1,10,042
Pipes and tubes	3,342	2,195	3,296	2,743	3,033	1,00,690	59,351	94,342	77,014	76,298
Sheets for tea chests	4,378	4,014	3,879	2,431	861	1,54,041	1,05,264	94,588	62,137	22,816
Other sorts	5,452	3,176	2,665	3,107	1,233	1,56,205	89,806	90,691	90,622	89,606
Total Lead (excluding ore)	27,944	16,266	17,063	15,200	17,737	7,32,160	3,37,726	4,19,845	3,42,077	2,06,000
Quicksilver Lbs.	20,741	51,321	43,371	43,883	48,011	73,565	2,10,749	1,82,890	1,98,734	1,90,553
Solder Cwts.	6,460	5,048	7,123	8,233	5,704	6,87,112	4,43,942	5,81,813	4,63,484	2,95,931
Tin—										
Unwrought (blocks, ingots, bars, and slabs)	1,015	1,033	1,557	1,084	725	1,95,064	1,65,624	2,26,900	1,10,370	62,209
Wrought (including plates or sheets, not being tinned iron)	22	40	60	260	132	4,879	6,980	9,025	6,200	9,811
Total Tin	1,037	1,073	1,617	1,344	857	1,99,943	1,72,604	2,35,925	1,17,070	72,020
Zinc or spelter—										
Unwrought	84,533	79,737	51,626	34,431	58,791	15,36,868	13,23,449	9,23,236	3,99,030	5,72,777
Wrought or manufactured	17,502	6,836	8,886	4,330	4,037	4,57,017	1,97,966	2,47,097	1,22,714	87,831
Other sorts	47	46	195	156	193	672	443	5,337	2,375	2,627
Total zinc or spelter	102,082	86,619	60,707	39,417	63,041	19,94,557	15,21,858	11,81,270	5,25,019	6,63,235

† Recorded under Railway plant and Rolling Stock Prior to 1928-29.

No. 13—continued

UNITED KINGDOM—continued

IMPORTS THEREFROM—continued

(ARTICLES)	QUANTITY					VALUE				
	1927-28	1928-29	1929-30	1930-31	1931-32	1927-28	1928-29	1929-30	1930-31	1931-32
METALS AND ORES—concluded						R	R	R	R	R
Metals, unenumerated . Cwts.	18,094	11,816	15,326	15,517	11,411	7,78,582	7,68,098	9,32,919	8,52,296	5,88,608
Ores, unenumerated . Tons	15	6	29	8	77	625	5,442	2,326	2,993	17,099
Total Metals (excluding ores)	709,708	671,412	500,965	280,499	177,445	16,84,93,085	15,15,85,475	11,86,77,868	6,78,47,865	4,33,21,387
Total Ores	42	17	38	23	77	13,722	10,948	6,585	8,597	17,099
Total Metals and Ores	709,750	671,429	501,003	280,522	177,522	16,85,06,807	15,15,95,823	11,86,84,453	6,78,55,962	4,33,38,486
MICA—										
In-Blocks . . . Cwts.	509	7	59	410	124	45,435	8,855	11,463	64,572	17,405
In Splittings	45	5	5	166	144	4,761	942	1,633	11,194	9,988
Total Mica	554	12	64	576	268	50,196	4,797	13,096	75,766	27,393
OILS—										
Animal—										
Fish oil . . . Gals.	212,136	199,909	161,172	277,482	102,508	3,75,568	3,45,668	2,73,098	4,08,037	1,83,605
Other kinds	9,772	15,816	5,932	643	2,222	19,599	34,043	16,328	2,376	5,190
Essential—										
Synthetic	58	97	244	41	66	1,989	7,874	14,130	3,251	2,330
Natural—										
Eucalyptus	737	531	686	223	542	23,132	15,308	17,343	5,203	13,832
Lemon	1,280	997	1,309	1,143	944	59,086	46,206	81,075	45,662	28,060
Peppermint	57	303	185	116	15	2,900	19,132	12,320	5,265	1,048
Othersorts	4,269	4,531	6,028	3,468	3,577	1,74,410	1,69,094	2,32,054	1,22,780	1,27,321
Total Essential oils	6,401	6,459	8,452	4,991	5,144	2,61,626	2,57,614	3,57,922	1,82,111	1,78,891
Mineral—										
Fuel oils	16,943	169	..	132,234	191,395	3,621	222	..	24,573	34,770
Kerosene	1,956,900	60	20	145	9	5,81,000	30	10	104	4
Lubricating oils— Batching oils	17,669	..	49,127	2,457	..	23,203	..	92,204	3,604	..
Other Lubricating oils	761,204	840,367	1,277,117	1,183,276	1,514,518	18,83,771	13,21,376	24,09,990	19,87,067	26,70,959
Paints, solutions and compositions, dangerous flashing below 76°F.	3,485	14,617	8,016	5,804	5,320	13,725	95,942	80,237	54,091	46,113
Other kinds	308,625	320,391	377,823	277,801	99,485	5,63,817	5,51,190	6,30,927	4,88,039	1,69,897
Total Mineral oils	3,064,826	1,175,604	1,712,103	1,551,717	1,810,727	25,60,227	19,08,760	32,13,418	25,57,478	29,21,743
Mineral grease including petroleum jelly* . Lbs.	909,445	2,15,939
Turkey Red Oil* . Gals.	2	10
Vegetable, non-essential—										
Cocconut	9,317	6,733	..	7,151	2,857	26,001	17,554	..	20,293	6,717
Groundnut	357	465	969	1,203
Linseed	251,200	230,934	203,922	156,152	172,117	9,02,713	7,91,168	7,44,709	5,32,770	4,81,167
Other sorts	23,536	7,735	14,764	16,622	36,078	1,06,365	28,788	45,423	40,940	42,025
Total Oils, vegetable, non-essential	239,053	245,859	219,151	179,925	211,052	10,35,079	8,38,478	7,91,430	5,94,003	5,30,809
Total Oils . Value	42,60,999	34,74,563	46,57,196	37,44,005	39,81,187
OIL-CLOTH AND FLOOR CLOTH . Sq. Yards	497,726	457,888	493,272	234,768	237,325	4,97,152	5,23,497	5,73,524	2,74,143	2,23,843
PACKING-ENGINE AND BOILER—OF ALL KINDS, ETC. . Value	3,85,989	3,60,095	3,01,947	3,36,200	2,17,659
PAINTS AND PAINTERS' MATERIALS—										
Paints and Colours— Barytes . . . Cwts.	20,212	12,443	688	369	321	65,035	33,385	3,363	2,111	1,215
Blue paint or Paris blue	966	353	1,377	4,912	6,675	63,863	26,937	90,981	2,19,920	2,72,476
Enamels, prepared (a)	11,931	8,659	8,349	3,32,586	6,53,321	6,10,980
Graphite	2,180	4,003	2,901	3,518	2,035	77,232	96,221	77,716	80,004	51,353
Red lead— Genuine, dry	17,184	14,910	13,323	10,113	5,706	4,20,150	3,51,022	4,19,308	2,26,937	1,11,652
Reduced,	209	144	181	281	509	5,083	3,508	3,522	6,283	10,099

(a) Recorded under "Varnishes" from 1930-31.
* Separately shown from 1931-32.

UNITED KINGDOM—continued

IMPORTS THEREFROM—continued

ARTICLES	QUANTITY					VALUE				
	1927-28	1928-29	1929-30	1930-31	1931-32	1927-28	1928-29	1929-30	1930-31	1931-32
PAINTS AND PAINTERS' MATERIALS—continued										
Paints and Colours—continued										
White lead—										
Genuine, dry . . . Cwts.	7,164	4,972	6,944	4,327	2,483	2,22,401	1,85,756	2,41,405	1,20,570	69,06
Reduced, " . . . "	146	42	83	69	37	3,740	910	642	1,732	1,07
Genuine, moist . . . "	21,493	8,881	2,881	3,121	2,090	5,52,377	2,45,344	37,521	91,748	56,29
Reduced, " . . . "	785	1,351	950	2,341	1,947	21,018	37,832	29,183	66,044	53,55
Lithopone, dry (a) . . . "	—	—	—	652	985	—	—	—	8,614	11,94
Zinc white—										
Genuine, dry . . . "	2,587	2,061	4,421	3,367	7,957	91,539	66,061	1,42,098	1,78,649	1,48,18
Reduced, " . . . "	598	175	1,161	803	303	10,459	1,988	19,208	13,056	5,66
Genuine, moist . . . "	31,961	29,061	28,817	20,086	19,472	11,47,092	9,89,126	8,01,205	6,63,131	5,73,20
Reduced, " . . . "	6,378	6,129	5,019	6,511	4,687	1,46,029	1,39,324	1,15,711	1,37,672	91,29
Other sorts (b) . . . "	168,228	189,131	173,383	—	—	47,05,511	51,20,452	48,38,241	—	—
White, dry . . . "	—	—	—	12,784	13,868	—	—	—	1,04,887	75,59
Coloured " . . . "	—	—	—	32,323	30,771	—	—	—	10,45,404	8,85,27
White, moist . . . "	—	—	—	11,233	7,960	—	—	—	2,70,752	1,98,66
Coloured " . . . "	—	—	—	67,232	56,075	—	—	—	21,82,917	16,66,01
Total Paints and Colours (d) . . . "	291,972	231,820	251,023	188,937	163,836	84,26,210	79,06,996	74,76,609	54,13,631	42,83,42
Painters' materials, etc.—										
Turpentine—										
Genuine turpentine . . . "	3,451	2,348	2,659	2,258	1,437	1,60,838	90,782	1,05,547	81,290	54,37
Turpentine substitute . . . "	2,591	2,003	2,532	2,079	2,139	58,966	39,910	44,356	39,159	36,30
Total Turpentine . . . "	6,042	4,351	5,191	4,337	3,576	2,14,804	1,30,692	1,49,903	1,20,449	90,77
Varnish (b) . . . "	35,014	28,786	31,331	—	—	19,84,219	17,35,638	18,06,202	—	—
Enamels (c) . . . "	—	—	—	4,490	2,621	—	—	—	2,51,626	1,44,80
Laquers (c) . . . "	—	—	—	386	46	—	—	—	22,595	4,01
Other kinds (c) . . . "	—	—	—	23,664	19,591	—	—	—	11,70,775	9,89,80
Other kinds of Painter's materials . . . Value	—	—	—	—	—	5,94,121	6,28,320	5,65,095	4,48,580	3,82,34
Total Painters' materials, etc. (c)	—	—	—	—	—	27,93,144	24,95,210	25,21,200	20,14,025	16,11,73
Total Paints and Painters' Materials . . . "	—	—	—	—	—	1,12,19,354	1,04,02,206	99,97,809	74,27,656	58,95,16
PAPER AND PASTEBOARD—										
Paper—										
Packing paper . . . Cwts.	22,170	16,936	15,309	16,972	20,199	5,74,521	4,67,766	4,13,616	4,11,816	4,48,33
Printing paper—										
News printing . . . "	26,708	13,921	9,340	10,920	6,550	3,05,341	1,83,394	1,28,957	1,41,860	79,17
Other sorts . . . "	75,502	101,927	88,180	65,769	43,373	17,81,673	22,43,883	19,65,814	14,89,746	9,55,05
Writing paper and envelopes—										
Writing paper in large sheets . . . "	53,383	62,032	61,512	41,330	28,439	20,25,997	21,03,095	20,65,963	15,32,758	10,43,60
Note and letter paper and envelopes . . . "	7,655	7,434	8,890	5,567	5,585	5,62,901	4,51,476	4,94,021	3,36,495	2,99,13
Envelopes imported separately . . . "	9,203	9,107	8,782	7,583	7,995	6,02,167	5,89,278	5,56,973	4,61,622	4,07,37
Old newspaper in bales and bags . . . "	506,982	662,339	822,230	650,205	665,940	23,19,089	34,31,304	41,73,223	29,42,275	27,46,16
Other kinds of paper . . . "	12,034	15,065	16,196	9,707	12,135	9,95,975	10,87,921	9,14,771	6,90,125	6,43,47
Paper manufactures . . . "	6,835	8,023	9,570	6,659	7,619	5,96,825	5,55,102	6,13,953	5,74,750	5,11,61
Total Paper . . . "	723,922	897,333	1,039,999	816,202	797,800	1,02,64,489	1,11,63,219	1,13,32,296	85,80,447	71,93,93
Pasteboard, millboard, and cardboard of all kinds—										
Strawboards . . . "	1,334	2,393	2,405	687	230	14,516	29,190	22,092	7,520	3,144
Other kinds . . . "	24,107	46,526	34,155	11,700	12,651	4,84,400	8,44,822	5,44,050	2,59,880	2,41,93
Manufactures of pasteboard, millboard and cardboard . . . "	4,210	7,057	10,317	2,088	3,277	1,95,234	2,86,304	2,88,158	96,819	1,25,41
Total pasteboard, millboard and cardboard of all kinds . . . "	30,151	56,481	46,877	14,475	16,208	6,94,150	11,60,316	8,54,800	3,55,219	3,70,502
Total Paper and Pasteboard . . . "	756,073	953,814	1,086,876	830,677	814,008	1,09,58,639	1,23,23,535	1,21,86,596	89,35,666	75,64,432
PAPER-MAKING MATERIALS—										
Pulp of wood . . . Cwts.	3,732	5,994	3,511	9,112	32,441	49,871	30,279	46,397	96,931	2,46,683
PARAFFIN WAX . . . Tons	41	50	23	73	3	11,990	34,359	15,390	40,164	2,421
PERFUMERY not being										
PERFUMED SPIRITS . . . Value	—	—	—	—	—	22,746	30,296	21,469	19,697	14,308
TAR AND PITCH—										
Coal tar and pitch . . . Cwts.	29,364	26,581	35,271	19,750	33,345	2,23,112	1,85,768	1,92,809	1,22,385	1,66,364
Stockholm tar and pitch . . . "	3,324	2,639	3,211	1,844	2,070	48,789	37,045	48,820	26,752	29,938
BULBS, LIVING (including										
BULBS AND SEEDS FOR SOWING) . . . Value	—	—	—	—	—	43,049	25,461	41,474	51,354	22,225

(a) Separately recorded from 1930-31.

(b) Sub-divided under the heads immediately following from 1930-31.

(c) Transferred from "Paints and Colours" from 1930-31.

(d) Figures prior to 1930-31 include "Enamels".

(e) " " " " exclude " "

No. 13—continued

UNITED KINGDOM—continued

IMPORTS THEREFROM—continued

ARTICLES	QUANTITY					VALUE				
	1927-28	1928-29	1929-30	1930-31	1931-32	1927-28	1928-29	1929-30	1930-31	1931-32
POLISHES—						R	R	R	R	R
Polishes and compositions for application to leather	—	—	—	—	—	14,00,466	16,76,555	17,05,524	12,51,194	11,88,243
Polishes and compositions for application to metals, etc.	—	—	—	—	—	4,86,651	4,53,714	4,35,821	4,02,691	4,17,243
Wood polish	—	—	—	—	—	71,992	69,242	73,475	57,256	46,416
Other sorts	—	—	—	—	—	1,83,268	1,62,636	2,17,575	2,47,317	1,48,495
Total Polishes	—	—	—	—	—	21,42,377	22,62,147	24,22,395	19,58,458	18,15,397
PRECIOUS STONES AND PEARLS, UNSET—										
Precious stones, unset—										
Diamonds	—	—	—	—	—	10,91,455	9,77,520	9,60,576	1,13,415	1,47,724
Other precious stones	—	—	—	—	—	2,90,078	6,308	51,727	81,053	57,820
Pearls	—	—	—	—	—	2,071	27	4,857
Total Precious stones and Pearls, unset	—	—	—	—	—	13,83,599	9,83,855	10,17,160	1,94,468	2,04,944
PRINTING AND LITHOGRAPHING MACHINERY AND MATERIALS (excluding PAPER)—										
Printing and lithographing presses	—	—	—	—	—	11,17,239	12,59,263	13,28,589	7,46,995	6,21,510
Printing type	832	1,116	621	691	379	1,58,300	2,54,085	1,29,519	1,22,048	69,317
Printers' and lithographers' ink	—	—	—	—	—	7,87,522	7,08,156	6,47,774	4,58,221	4,06,872
Other materials	—	—	—	—	—	3,84,282	4,77,774	4,66,322	3,70,064	3,48,188
Total Printing and lithographing machinery and materials, etc.	—	—	—	—	—	24,47,318	26,99,278	25,71,204	10,99,123	14,45,882
PRINTS, ENGRAVINGS, AND PICTURES—										
Photographs and picture post cards	—	—	—	—	—	97,513	23,052	10,260	20,764	17,387
Others	—	—	—	—	—	88,051	99,244	2,21,573	58,890	3,80,499
Total Prints, Engravings and Pictures	—	—	—	—	—	1,85,564	1,22,296	2,40,833	79,654	3,48,086
PROVISIONS AND OILMAN'S STORES—										
Bacon and hams	14,315	14,359	12,027	12,138	9,611	16,43,435	15,38,554	14,45,980	12,80,049	8,26,415
Biscuits and cakes	48,631	45,683	46,941	34,407	27,117	51,32,585	46,89,838	47,27,432	34,96,983	26,73,739
Butter (including canned)	217	304	731	830	1,542	32,404	49,786	1,22,335	1,52,411	2,23,389
Canned and bottled provisions, etc.—										
Canned or bottled fruits	1,462	1,858	2,218	1,928	1,486	1,27,579	1,37,274	1,45,448	1,25,186	95,631
Tinned or canned fish	4,520	4,701	4,942	4,667	3,249	3,61,042	3,32,987	3,62,221	3,38,384	2,43,538
Vegetable products	8,996	2,172	559	773	641	2,95,152	92,929	20,181	29,043	26,664
Others	60,572	63,896	67,725	61,389	59,159	42,14,677	43,51,081	45,79,389	30,88,722	39,23,718
Cheese (including canned)	2,434	2,381	2,121	1,838	1,869	2,75,178	2,33,761	2,42,653	2,08,231	1,68,639
Cocoa and chocolate	2,300	2,979	2,234	2,127	2,206	2,03,515	3,08,546	2,03,536	1,99,173	1,95,177
Confectionary	21,222	20,349	20,538	16,505	13,181	21,45,127	20,37,191	19,32,101	15,38,026	12,31,397
Farinaceous and patent foods—										
Farinaceous foods in bulk	205	741	57	74	501	3,603	12,035	3,501	2,607	5,902
Milk foods for infants, etc.	13,741	15,800	17,355	11,686	10,041	27,40,311	29,78,595	33,20,430	23,18,385	19,79,016
Other sorts	24,816	25,929	25,645	19,026	17,148	15,33,878	16,48,748	12,23,055	15,72,314	14,51,719
Isinglass	19	21	13	23	10	6,268	6,503	4,638	5,917	3,776
Jams and jellies	9,060	10,189	11,913	9,913	6,451	4,33,991	5,27,512	5,96,320	4,54,982	2,95,235
Lard	339	344	160	343	248	23,333	23,172	13,882	21,162	13,523
Milk, condensed and preserved (including milk cream)	60,700	43,359	52,374	53,691	19,737	31,71,639	23,10,788	27,97,666	25,71,322	9,45,348
Pickles, chutnies, sauces, and condiments	3,927	4,602	4,095	3,045	3,026	4,07,635	4,33,862	4,35,539	3,23,747	3,27,987
Vinegar (excluding bottled vinegar)	10,456	17,670	13,494	13,110	17,627	16,202	25,912	17,348	16,266	20,773
Other sorts of provisions	—	—	—	—	—	5,85,370	6,56,620	7,17,548	7,95,640	7,74,565
Total Provisions and Oilman's stores	—	—	—	—	—	2,34,07,724	2,25,45,644	2,35,11,049	1,94,35,850	1,51,20,690
RAILWAY PLANT AND BOILING-STOCK—										
Carriages and parts thereof	—	—	—	—	—	1,53,61,052	—	—	—	—
Wagons and parts thereof	—	—	—	—	—	51,60,324	—	—	—	—
Locomotive engines and tenders and parts thereof	—	—	—	—	—	83,69,886	—	—	—	—

* Discontinued from 1928-29, and shown under respective articles they are made of.

UNITED KINGDOM—continued

IMPORTS THEREFROM—continued

ARTICLES	QUANTITY					VALUE				
	1927-28	1928-29	1929-30	1930-31	1931-32	1927-28	1928-29	1929-30	1930-31	1931-32
RAILWAY PLANT AND ROLLING-STOCK—continued										
Materials for construction—										
Bridge-work Tons	—	—	—	—	—	—	—	—	—	—
Sleepers and keys of steel or iron	35,001	—	—	—	—	58,90,705	—	—	—	—
Sleepers of wood	119	—	—	—	—	99,514	—	—	—	—
Other sorts	5,888	—	—	—	—	27,62,889	—	—	—	—
Total Railway plant and rolling-stock Value	—	—	—	—	—	8,71,44,420	—	—	—	—
RUBBER—										
Raw Lbs.	2,439	508	826	..	8	3,237	617	1,222	..	9
Manufactures—										
Pneumatic motor covers No.	115,521	117,855	182,448	81,184	87,109	47,55,889	45,48,102	59,36,576	37,03,086	30,78,390
Pneumatic tubes	174,835	147,218	181,185	106,534	92,646	12,52,155	10,61,377	12,98,091	7,68,385	5,07,117
Pneumatic motor cycle covers	8,444	9,727	10,980	3,138	4,615	1,15,986	85,123	78,491	47,243	61,408
Pneumatic motor cycle tubes	20,391	12,555	7,181	6,156	7,732	44,515	30,329	20,230	18,187	19,287
Pneumatic cycle covers	849,910	417,700	844,232	629,504	9,56,274	7,18,457	7,06,650	14,21,461	10,40,243	14,56,607
Pneumatic cycle tubes	419,333	519,944	775,894	537,109	377,700	5,36,709	6,54,954	8,49,214	5,40,439	7,76,333
Solid rubber tyres for motor vehicles	5,486	4,292	2,415	2,255	1,800	6,61,550	4,81,325	2,53,894	2,24,505	1,60,372
Other manufactures (except apparel and boots and shoes) Value	—	—	—	—	—	14,73,775	13,26,533	12,92,414	10,17,087	8,65,524
Total Rubber, raw and manufactures	—	—	—	—	—	95,62,273	89,80,010	1,11,46,143	78,59,725	69,34,137
SALT Tons	81,225	69,092	83,094	41,597	25,553	26,92,897	19,53,432	19,49,321	8,86,174	5,66,419
SEEDS—										
Oil seeds—										
Essential	47	11	22	..	5	29,062	7,758	7,763	189	2,307
Non-essential	20	1	7,689	3,143	106	130	340
Other than oilseeds	45	57	55	28	37	1,05,920	1,13,663	99,489	1,30,082	1,20,680
Total Seeds	112	69	77	28	42	1,42,671	1,24,564	1,07,353	1,30,351	1,23,327
SMOKERS' REQUISITES (excluding TOBACCO) Value	—	—	—	—	—	2,82,792	1,31,564	1,94,086	1,23,194	72,921
SOAP—										
Household and laundry dry soap in bars or tablets Gwts.	342,992	312,601	345,008	261,951	232,337	1,06,80,191	95,24,737	1,02,55,520	70,69,222	51,05,089
Toilet soap	32,825	35,939	33,150	23,726	23,616	38,63,062	33,58,817	39,45,787	23,66,278	21,37,004
Other sorts	12,378	13,592	10,471	9,908	6,810	4,36,462	5,01,717	3,80,169	3,47,031	2,62,079
Total Soap	388,195	362,132	388,629	295,485	262,763	1,47,29,715	1,33,85,271	1,45,81,476	97,82,531	75,04,772
SPECIMENS ILLUSTRATIVE OF NATURAL SCIENCES Value	—	—	—	—	—	12,049	20,334	28,130	11,885	17,856
SPICES—										
Botanute Gwts.	..	228	..	2	4,425	..	72	..
Cloves	3,457	1,949	181	60	757	33,729	20,139	5,568	950	8,728
Pepper	231	3	20	617	38	19,058	377	1,828	51,963	5,502
Other sorts	489	195	4	27	19	12,372	2,743	306	4,677	1,204
Total Spices	4,177	2,375	205	706	814	65,159	27,684	7,702	57,662	15,432
STARCH AND FARINA—										
Starch	1,447	2,208	2,216	2,321	1,433	39,733	49,632	53,253	43,850	33,577
Farina and potato flour	787	240	20	2,310	870	10,326	3,624	1,048	20,072	7,640
Sago flour (s)	—	—	1,320	1,146	2,633	—	—	14,976	10,733	16,316
Total Starch and Farina	2,234	2,448	3,556	6,777	4,936	50,059	53,256	69,277	79,655	56,533
STATIONERY (excluding PAPER)—										
Pencils (excluding slate pencils) doz.	214,517	234,274	195,481	166,320	37,356	1,48,871	1,44,899	1,30,725	1,02,673	65,968
Other sorts Value	—	—	—	—	—	51,12,063	52,62,683	54,21,903	42,73,525	35,29,070
Total Stationery, etc.	—	—	—	—	—	52,61,834	55,09,587	55,52,718	43,76,198	35,95,038

(a) Separately shown from 1929-30.

No. 13—continued

UNITED KINGDOM—continued

IMPORTS THEREFROM—continued

ARTICLES	QUANTITY					VALUE				
	1927-28	1928-29	1929-30	1930-31	1931-32	1927-28	1928-29	1929-30	1930-31	1931-32
KNIVES AND WHIPS . Value	—	—	—	—	—	R 39,984	R 23,841	R 31,450	R 18,901	R 19,115
STONE AND MARBLE— Stone and marble . Tons	1,472	1,249	978	34	48	1,46,009	1,90,253	20,648	10,096	9,927
Articles of stone and marble . "	187	101	196	125	49	45,884	42,514	47,482	61,457	41,631
Total Stone and Marble . "	1,659	1,350	1,174	159	97	1,92,478	2,32,767	68,130	71,553	51,258
SUGAR—										
Beet sugar . . . Tons	1	3,337	45,069	7,175	19,189	342	6,81,071	77,79,716	7,63,202	22,75,815
Sugar, 16 Dutch stand- ard and above (a) . "	366	1,414	14,188	—	—	1,50,997	3,23,530	25,38,944	—	—
Sugar, 23 Dutch stand- ard and above . "	—	—	—	1,235	3,687	—	—	—	2,32,333	5,22,077
Sugar, below 23 Dutch standard but not be- low 16 D. S. . "	—	—	—	18	8	—	—	—	9,067	5,803
Sugar, 15 Dutch standard and below . "	—	9	1	7	66	2,277	5,517	1,657	2,987	12,331
Other sorts . . . "	—	—	—	—	—	13	4	—	3	—
Total Sugar . . . "	367	4,810	59,258	8,435	22,950	1,55,629	10,10,122	1,03,20,317	10,13,592	28,16,526
TALLOW AND STEARINE—										
Grease (excluding mineral grease) . . . Cwts.	5,226	4,108	6,367	4,656	4,946	1,05,503	71,197	1,14,044	73,878	58,935
Other sorts . . . "	14,450	10,932	15,559	12,597	5,574	4,25,206	3,69,320	5,19,490	3,70,791	1,36,383
Total Tallow and Stearine . . "	19,676	15,040	21,926	17,253	10,520	5,31,709	4,40,517	6,33,534	4,44,669	1,95,318
TEA, BLACK . . . Lbs.	252,517	413,130	6,181	9,139	7,282	2,46,423	2,97,640	6,829	3,616	6,060
GREEN . . . "	34,466	2,005	59,383	3,345	2,435	34,490	1,408	3,323	3,477	2,048
Total Tea . . . "	286,983	415,135	56,564	17,484	9,717	2,80,913	2,99,048	15,652	17,093	9,008
TEA-CHESTS, ENTIRE OR IN SECTIONS—										
Of Iron or Steel or other metal . . . Value	—	—	—	—	—	1,32,086	95,872	1,78,404	2,81,386	3,67,486
Wood . . . "	—	—	—	—	—	59,49,318	54,97,962	62,32,937	45,45,959	34,37,209
Total Tea-chests, etc. . . "	—	—	—	—	—	60,81,404	55,93,834	63,06,341	47,77,345	38,04,695
ENDORAPHS, MATERIALS FOR CONSTRUCTION AND ACCESSORIES (excluding ELECTRICAL) . . . "	—	—	—	—	—	28,192	25,667	1,57,516	4,142	561
TELEPHONES, MATERIALS FOR CONSTRUCTION AND ACCESSORIES (excluding ELECTRICAL) . . . "	—	—	—	—	—	2,22,423	1,91,654	1,38,102	1,14,731	65,192
TEXTILES—										
COTTON—										
Raw . . . Tons	661	911	345	2,470	510	7,57,911	11,76,661	4,64,164	27,41,660	4,16,344
Waste . . . Cwts.	31	1,512	7	20	15	1,195	30,848	131	637	397
Twist and yarn—										
Grey (unbleached)—										
Nos. 1 to 10 . . . Lbs.	5	1,700	1,250	—	—	7	3,245	2,090	—	—
" 11 to 15 . . . "	13,320	20,137	—	12,399	8,012	15,325	16,115	—	13,267	4,805
" 16 to 20 . . . "	664,996	721,127	692,726	195,311	68,539	5,81,774	9,70,469	8,92,704	2,02,574	64,535
" 21 to 25 . . . "	153,460	134,903	80,833	29,311	3,390	2,18,955	1,54,648	1,07,552	33,342	3,747
" 26 to 30 . . . "	244,972	136,703	312,486	204,308	320,704	2,44,416	1,55,508	3,70,492	1,43,425	1,39,484
" 31 to 40 . . . "	3,352,472	3,216,740	2,788,379	333,619	1,223,730	33,27,159	37,64,379	30,12,331	7,34,310	3,44,668
" 41 to 50 . . . "	1,065,365	1,065,458	1,015,549	335,509	265,691	14,29,322	15,13,018	12,39,801	4,31,100	2,42,952
" 51 to 60 . . . "	3,405,757	4,532,312	4,045,469	1,671,268	2,941,117	51,64,744	79,41,323	59,64,316	19,67,477	29,14,105
" 61 to 100 . . . "	1,676,220	2,039,336	1,917,745	333,343	1,143,499	31,21,697	43,10,321	34,73,231	12,04,733	14,07,033
Above No. 100 . . . "	115,576	139,300	162,710	114,237	32,207	2,39,051	4,66,725	4,78,660	2,92,373	64,745
Two-folds (doubles) . . . "	1,306,380	2,062,456	1,176,093	308,545	1,124,278	23,18,325	44,80,001	13,64,655	11,21,623	13,94,739
Total of Grey . . . "	11,999,523	15,021,232	12,144,741	5,143,337	7,131,657	1,70,05,315	2,28,76,252	1,74,66,232	61,99,734	71,29,949

(a) Sub-divided under the heads immediately following from 1930-31.

UNITED KINGDOM—continued

IMPORTS THEREFROM—continued

ARTICLES	QUANTITY					VALUE				
	1927-28	1928-29	1929-30	1930-31	1931-32	1927-28	1928-29	1929-30	1930-31	1931-32
TEXTILES—continued										
COTTON—continued:										
Twist and yarn—continued										
White bleached—										
Nos. 1 to 20 . Lbs.	4,598	908	808	990	6,346	6,398	1,590	797	984	4,686
„ 21 to 25 . „	24,223	8,207	12,051	5,431	3,080	37,456	12,476	18,509	8,577	3,469
„ 26 to 30 . „	54,911	37,517	45,802	6,352	26,081	73,171	41,898	67,830	9,640	29,802
„ 31 to 40 . „	1,171,872	1,164,500	1,556,102	926,739	1,010,819	14,18,230	14,81,695	19,56,152	9,27,906	8,24,138
„ 41 to 50 . „	9,250	9,823	..	600	3,300	22,452	13,204	..	975	2,913
Above No. 50 . „	1,037,337	1,118,597	1,389,509	824,254	596,526	21,05,884	22,43,572	24,49,230	12,41,643	7,24,671
Two-folds (doubles) . „	1,549,831	2,284,959	1,791,244	1,781,422	1,548,155	27,54,985	38,62,115	24,95,302	20,44,425	14,02,581
Total of White (bleached) . „	8,852,022	4,614,516	4,695,314	3,515,788	3,194,307	64,18,576	71,56,550	69,87,670	42,34,130	30,82,101
Coloured—										
Nos. 1 to 20 . „	398,560	272,593	216,878	184,635	185,012	5,51,042	3,52,632	2,38,437	2,01,295	1,70,177
„ 21 to 25 . „	237,226	222,770	197,188	216,328	219,800	2,94,761	2,87,947	2,38,871	2,31,994	2,02,06
„ 26 to 30 . „	112,588	35,830	23,652	5,157	15,079	1,30,502	43,838	33,257	7,558	17,594
„ 31 to 40 . „	2,646,893	1,738,929	1,661,759	565,954	440,512	34,32,640	25,30,352	22,76,830	6,93,256	4,68,78
„ 41 to 50 . „	73,777	49,011	66,835	53,550	27,860	97,243	72,010	89,634	31,502	23,31
Above No. 50 . „	350,970	275,104	314,837	207,076	193,936	3,97,720	6,31,308	6,69,250	3,90,651	2,90,06
Two-folds (doubles) . „	551,193	499,421	481,050	383,421	231,618	9,53,953	8,30,566	7,98,652	4,83,140	3,03,36
Total of Coloured . „	4,381,212	3,063,658	2,961,999	1,571,119	1,313,817	64,07,861	47,99,153	43,69,931	20,94,396	14,30,36
Mercerised Cotton yarn—										
Nos. 1 to 20 . „	538	5,100	..	1,722	4,554	..
„ 21 to 25 . „	900	1,947
„ 26 to 30 . „	16	12,900	900	19	17,610	641
„ 31 to 40 . „	1,500	5,661	1,681	6,841
„ 41 to 50 . „	..	2,000	2,976
Above No. 50 . „	2,433	1,886	..	46	..	3,970	3,413	..	137	..
Two-folds (doubles) . „	286,665	322,743	283,209	63,799	248,996	10,54,951	7,33,332	7,11,415	1,03,944	4,49,024
Total Mercerised Cotton yarn . „	290,752	339,529	283,209	75,445	255,557	10,67,609	7,62,336	7,11,415	1,10,266	4,56,511
Unspecified descriptions of Twist and Yarn . „	36,132	25,273	21,629	9,174	17,198	49,206	16,091	36,176	19,202	22,914
Total Twist and Yarn . „	20,559,641	23,094,208	20,111,892	10,314,913	11,912,546	3,09,49,067	3,56,10,332	2,95,91,474	1,26,55,723	1,21,31,913
Manufactures—										
Blankets	39,669	59,627	20,708	10,291	2,303	23,239	34,546	17,407	9,513	2,324
Canvas Yards	564,245	620,406	449,306	323,370	246,275	4,92,172	6,43,852	5,07,576	4,13,622	2,47,037
Handkerchiefs and shawls in the piece—										
Handkerchiefs No.	7,264,778	5,922,363	3,903,881	3,114,395	1,512,155	11,03,283	10,16,598	12,23,550	3,18,426	2,17,256
Shawls . „	203,606	151,671	92,974	32,916	679	3,32,145	3,45,435	1,67,572	59,237	1,822
Total Handkerchiefs and shawls in the piece . „	7,468,384	6,074,034	3,996,855	3,147,311	1,512,834	14,35,428	13,62,033	13,96,122	3,77,663	2,18,038
Hosiery—										
Stockings and socks Dozen Pairs	12,969	5,647	10,398	5,891	3,348	60,115	35,647	44,015	32,631	25,492
Underwear Dozen	11,302	4,386	2,212	1,432	1,362	53,316	45,462	29,966	15,457	13,513
Other sorts Value	—	—	—	—	—	59,337	35,313	45,574	19,507	13,797
Total Hosiery] . „	—	—	—	—	—	1,77,768	1,16,422	1,18,555	47,595	52,807
Lace and patent net . Yards	1,022,137	756,966	790,787	437,093	783,967	6,49,129	4,81,322	4,55,032	2,72,179	3,92,573

No. 13—continued

UNITED KINGDOM—continued

IMPORTS THEREFROM—continued

ARTICLES	QUANTITY					VALUE				
	1927-28	1928-29	1929-30	1930-31	1931-32	1927-28	1928-29	1929-30	1930-31	1931-32
						£	£	£	£	£
<i>TEXTILE—continued</i>										
<i>COTTON—continued</i>										
<i>Manufactures—continued</i>										
<i>Piece-goods—</i>										
<i>Grey (unbleached)—</i>										
Plain grey—										
Chadars . . . Yards	12,000	12,434	3,400	5,601
Dhotis, Saris and Scarves . . . "	320,778	254,778	8,494	50,040	185,290	96,526	78,664	1,704	9,800	26,777
Drills and Jeans . . . "	267,994	321,097	316,842	71,698	49,473	91,718	1,06,116	94,369	21,208	12,857
Flannel and Flannellettes . . . "	..	12,000	2,084	22,455	4,000	..	4,459	1,170	6,121	1,846
Jaconets, including Madapollams, Mulls and Cambrics . . . "	78,891,912	78,502,467	52,640,048	19,189,189	23,530,224	1,81,66,007	1,83,25,170	1,13,83,076	36,78,001	34,95,014
Longcloth and Shirtings . . . "	76,868,522	48,859,958	21,155,949	5,074,614	3,850,449	1,85,59,323	1,21,33,015	50,61,728	10,50,524	3,90,284
Sheetings . . . "	45,795	13,069	1,498	1,873	75	24,120	11,338	950	2,107	84
T. Cloth and Domestic . . . "	229,051	64,588	40,068	3,730	7,020	65,333	17,984	18,526	1,084	203
Unspecified descriptions . . . "	446,518	1,250,861	1,881,417	1,025,816	1,687,333	1,26,038	2,76,861	4,18,017	1,79,025	2,08,489
Total Plain Grey . . . "	157,082,570	123,791,247	76,046,174	25,439,410	33,907,764	3,71,32,400	3,09,59,456	1,69,70,540	49,42,868	41,35,354
<i>Bordered Grey—</i>										
Chadars . . . "	737,426	1,065,258	925,459	274,780	5,457	2,01,649	2,89,370	2,53,528	56,787	847
Dhotis, Saris and Scarves . . . "	493,307,495	451,644,703	448,490,958	117,534,234	30,764,145	11,80,93,613	10,65,42,308	10,03,62,117	2,31,12,458	54,17,040
Jaconets, including Madapollams, Mulls and Cambrics . . . "	..	83,340	23,400	46,122	8,623	8,069	13,796	..
Unspecified descriptions . . . "	33,505	33,585	24,043	2,100	1,958	11,534	10,213	4,454	2,478	737
Total Bordered Grey . . . "	494,073,426	452,826,836	444,463,865	117,857,236	30,771,560	11,83,06,796	10,68,50,024	10,06,29,168	2,31,85,517	54,18,624
Total Grey (unbleached), Plain and Bordered . . . "	651,160,996	581,618,133	520,515,039	143,296,706	59,079,324	15,54,39,256	13,78,09,480	11,75,99,708	2,81,28,385	95,53,978
<i>White (bleached)—</i>										
Chadars . . . "	282,671	76,493	52,351	84,656	..	66,335	25,463	12,096	14,684	..
Checks, Spots and Stripes . . . "	12,016,415	10,555,796	7,927,453	2,934,469	3,535,945	36,70,622	33,93,469	22,35,746	7,94,461	8,01,353
Dhotis, Saris and Scarves . . . "	71,581,315	43,124,050	45,468,275	15,401,566	1,880,237	1,01,10,058	1,30,29,924	2,31,59,505	34,14,416	4,38,114
Drills and Jeans . . . "	4,231,266	3,817,939	4,449,851	1,638,636	2,009,352	25,08,306	23,04,492	25,29,522	8,66,009	8,00,039
Flannel and Flannellettes . . . "	18,404	2,141	2,388	1,502	2,526	7,718	3,174	3,366	2,673	3,622
Jaconets, Madapollams, Cambrics and Mulls . . . "	8,446,979	7,695,965	7,668,488	2,732,424	3,327,108	35,45,427	31,08,371	23,51,531	8,37,672	8,31,765
Lawns . . . "	7,764,004	7,939,553	10,850,346	6,396,095	7,218,842	33,84,115	35,37,495	49,42,517	21,03,352	22,08,047
Longcloth and Shirtings . . . "	102,338,757	111,874,415	87,570,133	49,936,437	37,772,084	3,19,01,778	3,39,23,353	2,08,44,114	1,39,20,788	94,24,431
Mulls . . . "	203,044,268	242,805,332	202,908,340	123,968,493	139,714,070	5,12,69,950	5,93,30,436	5,09,37,771	2,42,50,825	2,33,09,449
Nainsooks . . . "	89,358,375	73,909,641	49,991,206	19,418,204	7,324,737	1,76,47,610	1,51,30,319	1,00,05,113	34,02,318	11,11,602
Sheetings . . . "	244,316	58,103	109,121	61,233	52,537	1,31,779	56,327	93,305	59,297	45,220
T. Cloth and Domestic . . . "	184	29,253	5,913	..	358	43	10,948	3,641	..	122
Twills . . . "	14,733,172	17,532,155	16,361,280	7,163,120	2,377,591	59,25,316	66,09,430	58,30,799	21,86,233	8,06,268
Unspecified descriptions . . . "	7,143,214	5,940,621	2,591,159	1,173,068	1,380,943	23,30,207	16,35,663	7,29,036	3,39,941	3,62,926
Total White (bleached) . . . "	525,763,340	525,361,457	435,947,709	229,956,908	207,945,939	14,19,94,309	14,23,36,364	12,02,58,362	5,22,93,634	4,02,02,008

UNITED KINGDOM—continued

IMPORTS THEREFROM—continued

ARTICLES	QUANTITY					VALUE				
	1927-28	1928-29	1929-30	1930-31	1931-32	1927-28	1928-29	1929-30	1930-31	1931-32
TEXTILES—continued										
COTTON—continued										
manufactures—continued										
Piece-goods—continued										
Coloured, printed or dyed—										
Printed goods—										
Cambries, <i>including</i> Madapolams, Muslins, Mulls and Jaconets . Yards	22,809,772	19,570,909	14,299,995	5,026,839	3,057,044	64,84,821	53,99,684	41,32,807	13,59,575	6,65,621
Checks, spots and stripes	1,123,058	1,265,582	955,836	293,052	389,305	4,52,015	5,13,511	3,72,112	1,29,804	1,57,904
Dhuties	78,058	23,312	4,712	32,283	6,192	935
Drills and Jeans	19,374,185	10,831,157	7,144,150	6,190,506	4,704,845	60,12,730	34,20,038	21,69,372	14,41,139	11,45,303
Flannel and Flannelities	200,994	168,414	107,616	20,081	13,652	36,852	75,145	30,523	6,520	3,932
Lungis	4,618,555	5,045,889	5,622,239	3,994,282	3,748,354	19,65,896	23,33,663	24,48,036	16,06,773	12,48,243
Prints and Chintz	65,114,232	67,490,992	50,163,652	27,735,054	13,366,661	1,91,20,853	1,33,63,371	1,39,58,154	63,11,762	23,74,408
Saris and Scarves	29,839,505	29,849,038	26,307,624	14,050,173	7,353,919	1,05,45,361	1,09,56,211	92,94,131	33,10,222	17,36,082
Sateens	5,417,115	4,224,010	3,609,176	1,326,683	837,677	25,10,344	20,72,258	11,51,794	4,64,906	2,55,394
Shirtings	25,485,439	25,276,625	17,319,247	10,176,976	15,373,043	33,33,641	74,43,784	49,01,658	26,41,203	36,04,713
Twill	8,299,409	6,672,903	3,376,004	1,145,121	950,679	27,24,173	20,44,010	3,51,763	2,39,552	1,97,783
Woven Lungis and Sarongs	1,343,032	1,456,359	1,143,831	326,341	173,119	6,74,276	6,85,124	5,36,310	1,53,444	77,952
Unspecified descriptions	5,497,743	3,223,960	1,503,304	604,164	403,274	19,94,951	11,07,159	4,70,951	2,12,993	1,03,903
Total Printed goods	139,301,097	175,104,197	130,557,335	70,339,172	50,376,472	6,03,93,246	5,44,25,143	4,03,18,051	1,33,77,393	1,21,25,313
Dyed goods—										
Cambries, <i>including</i> Madapolams, Muslins, Mulls and Jaconets . yards	20,640,332	22,061,224	19,473,564	11,068,437	12,560,762	60,84,579	63,35,047	56,41,094	26,12,456	26,77,549
Ghadams	67,536	6,043	32,670	1,057
Checks, spots and stripes	8,295,743	9,251,356	10,419,025	4,062,770	1,751,192	46,93,994	51,50,327	47,24,949	15,34,673	5,93,976
Dhuties	115,769	33,240	243,637	39,194	69,127	32,422	25,627	62,363	10,039	14,124
Drills and Jeans	2,675,604	3,075,217	2,760,585	2,535,196	2,134,127	13,67,694	14,55,767	14,27,353	11,61,159	7,31,129
Flannel and Flannelities	47,303	149,703	222,425	17,768	263,631	17,921	50,704	74,344	3,060	55,357
Italian cloth and sateens	23,726,710	27,017,473	16,311,073	9,029,577	10,764,390	1,01,14,043	1,10,79,493	62,14,321	31,43,609	31,74,654
Lungis	69,457	115,532	67,479	..	119,333	36,774	61,071	32,136	..	34,043
Prints and Chintz	820,073	174,070	4,220,929	1,665,504	2,441,346	3,06,242	30,797	12,97,359	5,34,433	5,17,541
Saris and Scarves	2,706,324	2,633,162	3,345,410	2,533,734	322,433	11,35,410	9,39,656	12,07,235	7,37,364	2,05,197
Shirtings	30,366,413	25,339,972	30,749,652	12,335,224	3,551,634	76,71,296	67,99,643	72,37,765	27,96,300	16,53,995
Twill	11,336,550	14,331,307	11,100,652	6,663,551	3,671,656	43,62,397	61,76,990	44,16,793	24,01,301	20,91,439
Woven Lungis and Sarongs	243,753	355,232	247,334	67,043	107,465	1,23,752	1,52,351	1,99,333	26,492	35,735
Unspecified descriptions	15,214,926	10,639,410	7,302,226	3,173,570	6,934,332	60,13,743	40,73,706	26,15,361	33,35,537	29,49,197
Total Dyed goods	116,332,553	116,334,001	106,274,031	53,796,673	55,197,573	4,24,97,947	4,24,33,235	3,51,01,431	1,34,03,113	1,47,23,901

No. 13—continued

UNITED KINGDOM—continued

IMPORTS THEREFROM—continued

ARTICLES	QUANTITY					VALUE				
	1927-28	1928-29	1929-30	1930-31	1931-32	1927-28	1928-29	1929-30	1930-31	1931-32
TEXTILES—continued										
COMMON—concluded										
Manufactures—concluded										
Piece-goods—concluded										
Coloured, printed or dyed—continued										
Woven coloured goods—										
Cambrics, including Madapollams, Mulls, and Jaconets . Yards	2,344,199	1,902,354	1,357,718	430,008	125,457	9,97,505	7,45,152	4,19,498	1,45,007	35,564
Chadars	1,785	39	..	14,029	..	1,156	238	..	1,695	..
Checks, spots and Stripes	5,057,585	7,335,309	9,294,608	4,728,951	1,077,724	33,97,637	42,47,979	45,65,344	19,77,644	3,72,062
Coatings and Trouserings, including Cashmeres, Serges and Tweeds	4,899,711	4,733,516	2,908,371	1,019,015	760,562	26,82,990	31,47,668	18,66,549	6,27,681	3,87,572
Dhutis	302,232	189,022	478,170	103,361	25,110	1,07,783	82,105	1,49,917	33,700	6,151
Drills and Jeans	2,122,757	691,352	1,149,052	227,341	44,043	6,09,128	2,20,244	3,46,925	59,739	9,412
Flannel and Flannellets	249,802	453,330	380,453	402,744	121,696	93,326	1,65,975	1,89,119	1,19,823	37,324
Lungis and Sarongs	2,278,088	2,267,238	5,235,936	2,026,757	179,090	10,20,374	10,04,544	22,62,641	7,64,918	72,763
Prints and Chintz	10,054	27,400	130,708	2,031	6,123	4,282	11,961	42,693	2,020	13,046
Saris and Scarves	4,916,536	3,211,368	1,660,185	1,454,204	194,333	15,34,258	10,12,312	4,94,829	3,70,412	49,303
Shirtings	4,943,181	8,635,638	7,542,021	4,491,427	1,272,046	22,68,914	41,70,430	32,62,727	18,53,267	4,91,320
Twills	1,554,367	933,651	668,170	180,474	44,409	6,39,167	3,54,049	2,14,017	62,923	19,425
Velvet and Velveteens	1,080,130	1,023,582	700,335	264,495	190,343	9,03,345	8,66,746	5,61,929	1,33,998	1,40,468
Unspecified descriptions	15,662,311	12,754,941	10,233,091	2,610,052	155,884	82,54,068	68,88,301	52,48,745	13,67,446	55,805
Total Woven Coloured goods	45,627,238	44,163,235	41,788,863	17,954,684	4,196,635	2,25,14,426	2,30,17,090	1,96,24,923	74,75,268	10,71,145
Total Coloured, Printed or Dyed goods	352,210,938	335,606,433	278,620,230	147,640,729	110,270,875	12,59,05,819	11,99,30,432	9,50,44,455	4,47,61,270	2,35,35,949
FIBRES—										
Fents not more than 9 yards in length (e)	—	—	—	1,993,324	5,849,427	—	—	—	4,27,440	11,42,035
Others (e)	—	—	—	554,997	652,202	—	—	—	1,23,920	1,59,032
Total of Fents	12,085,149	13,506,107	12,456,293	2,548,321	6,501,629	40,84,302	42,25,563	38,38,075	5,51,360	13,01,147
Kope Ebs.	306,038	320,353	1,035,344	734,885	765,881	9,70,523	10,09,532	12,45,173	7,76,979	6,34,188
Thread, sewing	1,940,565	1,786,262	1,999,751	1,649,128	1,633,791	67,27,678	61,69,413	69,17,775	52,54,588	47,25,094
Towels in the piece . Yards	9,443	2,305	4,000	400	1,138	12,425	1,626	3,748	582	440
Other sorts of manufactures Ebs.	444,843	513,658	553,995	446,204	379,556	9,34,395	11,41,308	12,02,199	8,73,433	6,75,949
Total Cotton Manufactures (including twist and yarn) Value	—	—	—	—	—	46,97,35,310	45,08,73,325	37,79,94,661	14,64,37,593	9,37,74,355
FLAX—										
Twist and yarn Ebs.	13,510	18,010	10,304	16,480	34,637	7,539	17,653	3,967	20,205	27,726
Manufactures—										
Canvas Yards	1,687,573	1,531,637	1,446,782	1,060,445	956,608	21,44,164	18,22,620	17,41,365	10,83,965	7,31,617
Piece-goods	537,323	309,925	616,407	227,073	532,533	3,54,366	4,45,194	3,24,982	1,43,695	2,53,453
Thread, sewing Ebs.	72,409	78,504	100,459	83,392	135,412	1,78,225	1,99,420	2,13,449	1,56,463	1,93,779
Other sorts	482,573	523,622	555,506	406,100	244,695	3,81,170	9,43,068	9,51,131	3,58,010	4,17,797
Total Flax manufactures (including twist and yarn) Value	—	—	—	—	—	35,65,434	34,23,953	32,34,964	20,67,341	16,79,369

(e) Separately recorded from 1930-31.

UNITED KINGDOM—continued

IMPORTS THEREFROM—continued

ARTICLES	QUANTITY					VALUE				
	1927-28	1928-29	1929-30	1930-31	1931-32	1927-28	1928-29	1929-30	1930-31	1931-32
TEXTILES—continued										
Haberdaehery and Millinery— Lace and Embroidery Value	—	—	—	—	—	£	£	£	£	£
Towels not in the piece No.	113,954	204,808	143,801	90,855	80,256	38,805	87,708	87,680	76,978	35,478
Other sorts . . . Value	—	—	—	—	—	25,63,775	23,75,228	21,83,024	14,55,588	10,84,490
Total Haberdaehery and Millinery . . . "	—	—	—	—	—	30,09,067	27,32,237	26,25,614	18,45,581	13,50,965
HEMP—										
Raw . . . Cwts.	158	7	896	..	248	4,714	558	21,160	..	3,534
Manufactures (excluding cordage)— Cloth . . . Yards	2,784	2,051	..	904	..	3,835	925	..	1,044	..
Other sorts . . . Value	—	—	—	—	—	75,054	66,449	38,241	34,608	10,959
Total Hemp manufac- tures etc. . . "	—	—	—	—	—	78,889	67,374	38,241	35,647	10,959
JUTE—										
Twist and yarn . . Lbs.	66,188	54,475	11,507	22,965	10,714	18,948	13,139	4,226	7,212	5,115
Manufactures— Canvas . . . Yards	232,384	325,907	346,718	137,404	57,827	2,40,384	2,00,664	1,91,360	1,13,939	47,082
Gunny bags . . . No.	27,304	17,032	644,466	108,109	23,161	12,468	9,140	2,16,125	37,726	5,655
Gunny cloth . . . Yards	43,067	890,116	23,214	65,714	19,439	20,452	94,179	12,684	11,697	3,902
Rope and twine . . Cwts.	979	2,052	722	358	252	49,170	1,08,662	45,296	25,004	19,641
Other kinds . . . "	3,867	3,904	5,083	2,193	2,180	1,42,544	1,78,677	2,03,224	1,23,176	73,539
Total Jute (including Twist and Yarn) . Value	—	—	—	—	—	4,24,416	6,04,461	6,72,915	3,23,754	1,55,234
SILK—										
Raw . . . Lbs.	10	4,057	1	66	26,645	1
Silk yarn, holls, and warps . . . "	2,125	27,958	18,518	31,413	62,013	14,478	1,32,723	81,463	1,30,602	1,70,051
Manufactures— Goods of silk mixed with other materials Yards	226,363	213,132	232,503	192,449	185,152	3,46,157	3,78,116	3,76,624	3,25,360	2,31,517
Piece-goods . . . "	128,151	92,221	43,694	26,607	147,516	2,53,151	3,46,246	1,06,507	68,445	1,68,566
Thread for sewing . Lbs.	11,273	11,755	11,382	5,590	5,851	1,58,367	1,71,435	1,54,301	84,486	80,383
Other sorts . . . "	5,004	6,203	17,274	8,557	8,587	65,275	79,008	97,982	59,748	52,841
Total Silk manufactures (including Silk yarn, etc.) Value	—	—	—	—	—	8,37,428	11,07,528	8,16,377	6,63,641	6,98,357
WOOL—										
Raw . . . Lbs.	1,605,296	1,248,832	1,218,914	419,779	973,512	21,86,430	19,33,341	16,59,380	4,93,015	3,71,470
Yarn and knitting wool (a) . . . "	578,499	493,166	—	—	—	11,40,634	10,16,472	—	—	—
Worsted yarn for weaving . . . "	—	—	309,470	194,930	152,021	—	—	6,39,103	2,98,427	1,91,568
Knitting wool . . . "	—	—	178,854	157,761	199,129	—	—	4,02,859	3,27,506	3,43,836
Manufactures— Blankets and rugs other than floor rugs . . "	266,237	278,994	141,117	66,629	59,017	2,72,366	4,20,331	2,07,181	1,28,278	85,775
Brails "	7,987	1,727	3,654	2,535	627	15,739	5,836	15,194	6,952	2,176
Carpets and floor rugs . "	280,850	209,178	134,220	76,681	75,581	8,71,729	6,06,345	3,41,824	2,42,012	2,00,027
Hosiery "	377,891	367,624	338,301	170,154	124,666	17,49,920	17,34,670	16,61,551	7,76,646	5,57,810
Piece-goods . . . Yards	7,125,281	5,469,845	3,732,331	2,040,433	1,311,889	1,62,15,930	1,21,70,444	90,79,568	47,70,543	24,77,685
Shawls No.	175,497	110,917	73,101	14,147	2,504	6,47,191	4,19,534	2,75,394	74,944	12,018
Other sorts . . . Lbs.	89,817	144,120	151,373	99,043	191,993	1,42,009	1,48,106	2,89,512	1,06,488	1,82,097
Total Wool Manufactures (including yarn and knitting wool) . . Value	—	—	—	—	—	2,10,56,018	1,85,21,788	1,28,12,186	67,31,796	40,52,092
ARTIFICIAL SILK—										
Artificial Silk yarn . Lbs.	2,277,215	1,635,520	1,426,767	1,005,860	999,066	46,83,724	30,51,629	19,52,094	11,07,842	10,57,889
Piece-goods of cotton and arti- ficial silk . . . Yards	14,262,632	12,619,126	7,226,764	2,403,605	—	90,07,419	64,12,239	41,55,343	12,74,419	—
Piece-goods made enti- rely of artificial silk (b) . . . "	—	—	—	94,710	409,838	—	—	—	88,495	3,06,387
Piece-goods of cotton and artificial silk (b) . "	—	—	—	658,999	1,236,354	—	—	—	3,50,605	6,53,585
Other sorts . . . Value	—	—	—	—	—	2,38,083	2,73,176	4,82,760	2,17,204	3,70,432
OTHER TEXTILES— manufactured . . . Value	—	—	—	—	—	46,324	90,449	52,460	1,38,664	1,75,132

(a) Separately shown under the head immediately following from September, 1932.
(b) Separately recorded from September, 1930.

No. 13—continued
 UNITED KINGDOM—continued
 IMPORTS THEREFROM—continued

ARTICLES	QUANTITY					VALUE				
	1927-28	1928-29	1929-30	1930-31	1931-32	1927-28	1928-29	1929-30	1930-31	1931-32
TOBACCO—						R	R	R	R	R
Unmanufactured . Lbs.	84,887	21,155	24,734	16,557	140,507	79,582	56,698	61,176	83,739	308,998
Manufactured—										
Cigars . { No. (a) Lbs.	2,620	1,990	1,667	133,488 1,721	50,996 740	37,429	25,377	28,102	22,799	11,961
Cigarettes . { No. (a) Lbs.	5,564,082	4,924,101	5,257,579	1,157,014,925 2,840,434	481,360,793 1,180,650	2,38,22,768	1,99,52,724	2,11,75,566	1,17,94,574	48,54,530
Tobacco for pipes and Cigarettes	236,215	195,949	199,554	166,672	115,126	14,41,761	12,20,888	12,42,524	9,96,075	787,858
Other sorts	26,706	24,257	26,654	30,920	40,991	1,41,507	1,18,829	1,31,832	1,51,298	1,05,042
Total Tobacco	5,868,960	5,167,458	5,510,188	3,056,304	1,498,028	2,55,23,042	2,12,74,516	2,26,40,200	1,39,97,528	61,54,279
TOILET REQUISITES (NOT SPECIFIED ELSEWHERE) Value	—	—	—	—	—	24,82,134	25,88,916	27,90,337	19,36,684	18,13,247
TOYS AND REQUISITES FOR GAMES AND SPORTS (including FISHING TACKLE—										
Toys	—	—	—	—	—	6,43,342	7,69,876	7,45,854	5,20,296	4,48,264
Requisites for games and sports (excluding Firearms, etc.)—										
Playing cards	—	—	—	—	—	99,061	84,872	88,627	86,177	1,11,164
Other sorts	—	—	—	—	—	7,91,398	7,95,356	6,97,807	6,13,604	5,05,862
Total Toys and requisites for games and sports, etc.	—	—	—	—	—	15,38,801	16,49,604	15,30,288	12,20,077	10,65,290
UMBRELLAS AND UMBRELLA FITTINGS—										
Umbrellas, complete including parasols and sunshades No.	173,000	211,031	92,365	40,119	33,599	5,26,140	6,10,891	2,55,307	1,15,938	95,386
Umbrella fittings . Value	—	—	—	—	—	10,98,814	9,50,997	8,68,013	4,56,831	5,04,337
VEHICLES, excluding LOCOMOTIVES, ETC., FOR RAILWAYS—										
Carriages and carts not mechanically propelled and parts thereof (excluding Railway carriages, trucks, etc.)—										
Carriages and carts not mechanically propelled (excluding Railway carriages, trucks, etc.) No.	1,355	899	1,060	473	199	2,55,517	1,66,762	1,34,553	2,13,071	22,123
Parts of carriages and carts (excluding rubber tyres) . Value	—	—	—	—	—	4,25,540	3,48,840	3,25,604	2,16,209	1,84,997
Perambulators and children's go-carts No.	7,228	9,589	7,544	5,081	5,860	2,18,107	2,77,757	2,23,584	1,31,246	1,35,861
Parts of perambulators and children's go-carts Value	—	—	—	—	—	5,839	4,677	9,684	12,435	31,299
Total Carriages and Carts, etc.	—	—	—	—	—	9,05,003	7,98,036	7,48,375	5,73,051	3,74,270
Cycles (other than motor cycles) and parts thereof and accessories—										
Cycles imported entire or in sections No.	136,675	161,021	140,138	49,270	46,780	61,61,868	67,46,616	58,33,205	20,21,227	16,98,348
Parts of cycles and accessories (excluding rubber tyres) Value	—	—	—	—	—	38,99,468	39,81,606	38,29,294	27,40,619	26,84,777
Total of Cycles, etc.	—	—	—	—	—	1,00,61,556	1,07,28,122	96,62,499	47,61,846	43,83,125

(a) Quantity recorded in number from 1930-31.

No. 13—continued
 UNITED KINGDOM—continued
 IMPORTS THEREFROM—continued

ARTICLES	QUANTITY					VALUE				
	1927-28	1928-29	1929-30	1930-31	1931-32	1927-28	1928-29	1929-30	1930-31	1931-32
VEHICLES, excluding LOCOMOTIVES, ETC., FOR RAILWAYS—continued.						£	£	£	£	£
Mechanically propelled vehicles (excluding railway locomotives and tractors)—										
Aircraft No.	8	11	18	10	15	28,942	1,10,123	1,72,804	2,00,708	1,37,935
Parts of aircraft . . . Value	—	—	—	—	—	44,153	75,369	64,414	1,29,749	86,499
Carriages and parts for Railways* . . . "	—	—	—	—	—	—	92,84,284	96,19,104	65,40,888	86,81,934
Wagons and parts for Railways* . . . "	—	—	—	—	—	—	40,10,683	55,02,953	42,96,989	15,05,759
Motor cars (including taxicabs) . . . No.	3,600	3,645	3,758	2,885	2,178	1,02,54,925	97,54,256	96,54,232	71,03,499	50,85,969
Motor cycles (including scooters) . . . "	1,964	1,611	1,842	1,395	808	11,09,308	9,23,947	10,42,831	7,53,649	3,89,816
Motor omnibuses, motor vans, and motor lorries—										
Imported with bodies . . . "	102	55	57	30	32	6,54,728	3,43,673	2,80,340	3,67,024	1,70,838
Chassis "	345	418	341	228	403	16,19,451	17,06,591	14,63,122	11,57,664	12,72,402
Tram Cars "	3	86,332
Parts of Mechanically propelled vehicles and accessories, other than of aircraft (excluding rubber tyres) . . . Value	—	—	—	—	—	32,82,138	33,76,324	32,15,465	24,16,470	23,48,054
Total Mechanically propelled vehicles, etc. . . "	—	—	—	—	—	1,69,93,645	2,95,94,190	3,11,14,324	2,29,80,035	1,45,06,118
ships, parts of . . . "	—	—	—	—	—	15,83,973	18,99,686	10,04,433	12,39,178	9,29,304
Total Vehicles, etc. . . "	—	—	—	—	—	2,95,48,957	4,30,20,034	4,25,24,681	2,95,54,130	2,02,02,817
WAX OF ALL KINDS, other than PARAFFIN WAX (excluding CANDLES) . . . Cwts.	884	539	612	656	342	24,397	19,919	30,089	37,633	12,475
WOOD AND TIMBER—										
Deal and pine wood Cub. Tons	276	118	325	111	175	20,440	23,939	42,365	17,527	20,247
Other kinds of wood and timber . . . Value	—	—	—	—	—	2,25,620	1,33,921	1,06,602	89,849	1,17,611
Manufactures of wood . . . "	—	—	—	—	—	6,42,544	6,63,083	6,51,039	5,07,284	3,66,577
Total Wood and Timber . . . "	—	—	—	—	—	8,88,604	8,25,943	8,00,006	6,14,660	5,04,435
POSTAL ARTICLES NOT SPECIFIED . . . "	—	—	—	—	—	2,55,48,852	2,62,74,718	2,57,38,586	2,17,93,679	1,88,59,034
ALL OTHER ARTICLES OF MERCHANDISE . . . "	—	—	—	—	—	13,69,847	16,24,641	12,90,133	10,25,992	8,23,857
GRAND TOTAL . . . "	—	—	—	—	—	119,21,01,021	118,24,42,969	108,10,30,146	61,28,70,742	44,81,43,521

GOVERNMENT STORES

ARTICLES	QUANTITY					VALUE				
	1927-28	1928-29	1929-30	1930-31	1931-32	1927-28	1928-29	1929-30	1930-31	1931-32
APPAREL (including DRAPERY, UNIFORMS, ACCOUTREMENTS, BUT excluding HOSIERY AND BOOTS AND SHOES) . . . Value	—	—	—	—	—	9,37,473	11,82,299	9,02,119	9,51,377	7,77,207
ARMS, AMMUNITION, AND MILITARY STORES—										
Firearms and parts thereof . . . "	—	—	—	—	—	15,32,795	48,43,974	20,06,488	13,38,832	6,80,623
Other stores . . . "	—	—	—	—	—	16,36,019	13,73,402	17,97,540	23,41,754	16,23,153

* Recorded under "Railway plant and rolling stock" prior to 1929-29.

No. 13—continued

UNITED KINGDOM—continued

IMPORTS THEREFROM—continued

GOVERNMENT STORES—continued

ARTICLES	QUANTITY					VALUE				
	1927-28	1928-29	1929-30	1930-31	1931-32	1927-28	1928-29	1929-30	1930-31	1931-32
BOOKS, PRINTED, AND PRINTED MATTER (not being STATIONERY) including MAPS AND CHARTS . . . Value	—	—	—	—	—	2,04,018	2,98,475	3,90,976	5,70,034	8,01,010
BUILDING AND ENGI- NEERING MATERIALS other than OF IRON; STEEL OR WOOD—										
Bricks and tiles— Fire bricks . . . No.	65,684	181,585	18,068	1,849	1,832	21,888	25,570	27,721	981	3,322
Tiles	60,000	39	24	864	8,672	4,859	46	47	563	6,849
Cement Tons	8,514	9,918	8,571	8,578	3,027	8,84,145	4,59,847	3,97,436	4,05,677	1,02,004
Other sorts Value	—	—	—	—	—	5,607	32,970	18,213	5,913	13,641
Total Building and Engineering materials	—	—	—	—	—	4,15,909	5,17,033	4,38,417	4,18,134	2,14,816
CHEMICALS	—	—	—	—	—	5,45,082	7,30,440	7,00,140	7,22,508	5,89,070
COAL AND COKE Tons	—	287	109	51	13,885	8,388	1,833	..
DRUGS, MEDICINES AND NARCOTICS—										
Drugs—										
Quinine salts— Quinine hydrochloride or dihydrochloride Lbs.	36	85	50	49	185	1,786	2,938	1,878	1,252	2,497
Others	27	47	27	54	186	802	1,804	841	1,516	4,568
Other sorts Value	—	—	—	—	—	1,25,898	48,218	69,965	54,799	60,472
Medicines and Narcotics	—	—	—	—	—	2,52,291	2,78,461	2,53,878	2,81,995	4,00,896
Total Drugs, Medicines and Narcotics	—	—	—	—	—	3,80,722	3,26,471	3,26,552	3,39,562	4,74,433
EARTHENWARE AND PORCELAIN—										
Earthenware (in- cluding pipes) Value	—	—	—	—	—	84,429	80,900	76,507	34,083	81,447
Porcelain	—	—	—	—	—	20,178	51,626	22,814	10,098	9,828
Total Earthenware and Porcelain (including pipes of earthenware)	—	—	—	—	—	54,602	1,32,526	99,321	44,181	41,275
GLASS AND GLASSWARE—										
Bottles and phials Gross	2,752	2,659	2,971	3,482	3,864	86,381	69,538	82,314	95,815	1,05,486
Other glassware Value	—	—	—	—	—	2,18,497	2,10,205	2,16,526	2,14,137	1,35,984
Total Glass and Glass- ware	—	—	—	—	—	3,04,878	2,79,738	2,98,840	3,09,952	2,41,470
HARDWARE AND CUT- LERY, including AGRICULTURAL IM- PLEMENTS AND PLATED WARE	—	—	—	—	—	22,44,368	18,92,265	18,96,211	18,53,665	10,04,420
INSTRUMENTS, APPARATUS, AND APPLIANCES AND PARTS THEREOF—										
Musical Value	—	—	—	—	—	40,639	47,715	13,146	16,705	15,136
Photographic	—	—	—	—	—	78,561	1,55,802	2,27,569	1,54,064	1,97,515
Other kinds	—	—	—	—	—	45,17,479	58,47,898	36,51,188	30,59,700	22,63,428
Total Instruments, Appa- ratus and Appliances and parts thereof	—	—	—	—	—	46,31,679	60,50,410	38,91,858	32,30,469	24,76,074
LEATHERS—										
Unwrought Cwts.	298	325	36	54	11	47,847	67,451	20,136	24,716	7,321
Manufactures— Saddlery and harness Value	—	—	—	—	—	859	130	3,434	461	..
Other sorts (excluding boots and shoes)	—	—	—	—	—	39,658	32,055	39,588	48,728	15,088
Total Leather	—	—	—	—	—	88,369	99,636	63,108	68,905	22,369
LIQUORS Gals.	524	446	144	1,914	102	9,601	5,894	2,217	4,026	2,781
MACHINERY AND MILL- WORK—										
Locomotive Engines and tenders and parts thereof for Railways* Value	—	—	—	—	—	—	1,07,05,496	1,10,23,465	1,38,04,448	37,06,524
Steam-engines and parts (other than locomotives)	—	—	—	—	—	6,42,806	7,70,868	1,89,775	2,29,375	95,564
Other sorts of machi- nery	—	—	—	—	—	92,51,989	2,12,98,208	1,17,37,718	41,98,077	32,01,818
Total Machinery and Millwork	—	—	—	—	—	98,94,795	3,27,69,562	2,29,50,953	1,82,31,895	70,98,806
METALS AND ORES—										
Brass, Bronze, and similar alloys, and manufactures thereof, wrought Cwts.	1,394	474	504	153	25	92,978	34,236	38,986	15,380	5,808
Copper— Unwrought	102	101	302	4,360	5,124	13,968
Wrought	7,871	4,039	3,071	1,299	579	3,71,274	2,47,625	2,12,065	89,684	32,453
Total Copper	7,973	4,140	3,071	1,299	881	3,75,634	2,52,749	2,12,065	89,684	46,436

* Recorded under "Railway plant and rolling stock" prior to 1923-24

UNITED KINGDOM—continued

IMPORTS THEREFROM—continued

GOVERNMENT STORES—continued

ARTICLES	QUANTITY					VALUE				
	1927-28	1928-29	1929-30	1930-31	1931-32	1927-28	1928-29	1929-30	1930-31	1931-32
METALS AND ORES—continued										
Iron—										
Pig Tons	7,017	3,280	1,773	..	10	5,28,956	2,26,490	1,35,264	..	1,286
Manufactures—										
Angle, bolt, and rod ..	148	49	127	22	107	29,264	5,824	19,202	3,894	12,200
Bars and channels ..	139	158	31	1	29	33,077	40,115	9,792	454	4,573
Total Iron	7,304	3,487	1,931	23	146	5,86,297	2,71,929	1,64,258	4,348	18,058
Steel—										
Bars and channels	966	1,124	1,930	1,356	2,206	1,67,468	1,76,515	2,65,779	1,65,104	2,56,055
Cast	95	508	9	3	8	33,742	88,729	10,787	3,237	6,395
Total Steel	1,061	1,702	1,939	1,359	2,214	2,01,210	2,60,244	2,76,566	1,68,341	2,62,450
Iron or Steel—										
Anchor and cables ..	127	48	22	68	9	94,378	12,929	11,729	36,955	3,938
Hoops and strips	22	46	39	46	6	4,058	11,377	10,149	10,457	1,892
Nails, screws, rivets and washers	198	285	105	30	81	48,940	68,433	27,629	25,605	30,717
Rolls and fish plates of steel or iron	31,128	4,106	2,036	211	8	42,50,546	6,64,411	2,53,038	44,411	1,306
Sheets and plates (including galvanised and tinned plates)	1,909	1,414	1,303	968	539	5,11,749	3,60,986	2,28,874	1,87,756	1,01,330
Sleepers and Keys steel or iron for Railway (a)	—	561	356	87	..	—	1,30,091	2,82,702	35,374	..
Wire	108	622	192	26	25	50,384	1,68,065	50,132	14,717	15,509
Other manufactures of iron or steel	12,484	16,779	9,781	4,604	3,883	32,02,617	46,86,857	25,10,923	16,70,072	12,09,239
Total Iron or Steel	45,901	23,311	14,384	6,040	4,501	81,62,672	60,98,149	33,80,176	20,25,377	13,64,076
Lead—										
Pig Cwts.	10	80	139	806
Wrought—										
Sheets, pipes and tubes,	649	481	542	248	45	14,757	3,025	12,382	5,195	1,070
Other sorts	20	14	32	506	21	579	348	943	6,392	995
Total Lead	669	445	574	764	146	15,336	3,373	13,325	11,726	2,371
Tin—										
Unwrought (blocks, ingots, bars and slabs)	91	20	143	1,001	..	3,752	3,318	21,568	94,335	..
Wrought (including plates or sheets not being tinned iron)	101	36	71	..	108	12,153	4,111	6,567	13
Total Tin	91	121	179	1,072	..	3,860	15,371	25,679	1,00,902	13
Zinc or spelter, wrought or manufactured	1,205	299	358	290	25	33,945	3,598	7,935	7,095	393
Metals and Ores, unenumerated	2,841	1,817	2,232	2,536	1,041	2,36,996	95,898	1,05,815	93,034	42,776
Total Metals and Ores Tons	55,035	29,365	19,550	7,728	6,987	97,68,923	70,45,547	42,24,805	25,15,887	17,42,681
PAPER AND PASTEBOARD—										
Paper—										
Printing paper Cwts.	3,295	3,112	9,670	9,595	5,310	2,39,089	9,21,229	11,67,769	11,46,166	7,10,311
Writing paper and envelopes	10,477	10,329	9,138	7,902	3,740	7,81,035	8,31,917	5,89,459	4,31,520	2,65,020
Other kinds of paper	3,855	6,716	3,606	1,749	7,058	3,29,391	2,96,587	3,75,158	2,43,937	1,90,698
Pasteboard, millboard, and cardboard of all kinds	12,617	15,427	29,609	27,036	12,638	2,30,030	2,79,408	4,62,810	4,27,379	1,89,844
Total Paper and Pasteboard	30,244	40,784	52,118	46,282	29,246	15,79,545	23,29,141	25,95,226	22,49,052	13,56,132
PAINTING AND LITHOGRAPHING MATERIALS (excluding PAPER) Value										
	—	—	—	—	—	8,05,817	4,10,225	4,20,876	3,17,028	1,00,650

(a) Recorded under "Railway plant and rolling stock" prior to 1928-29.

No. 13—continued

UNITED KINGDOM—continued

IMPORTS THEREFROM—concluded

GOVERNMENT STORES—concluded

ARTICLES	QUANTITY					VALUE				
	1927-28	1928-29	1929-30	1930-31	1931-32	1927-28	1928-29	1929-30	1930-31	1931-32
RAILWAY PLANT AND ROLLING-STOCK—(a)						B	B	B	B	B
Carriages and parts thereof . . . Value	—	—	—	—	—	1,58,38,068	—	—	—	—
Wagons and parts thereof . . .	—	—	—	—	—	34,24,288	—	—	—	—
Locomotive engines and tenders and parts thereof . . .	—	—	—	—	—	50,00,884	—	—	—	—
Materials for construction—										
Sleepers and keys of steel or iron . . . Tons	2,920	—	—	—	—	4,25,581	—	—	—	—
Other sorts . . .	3,003	—	—	—	—	6,56,084	—	—	—	—
Total Materials for construction . . .	5,923	—	—	—	—	10,81,665	—	—	—	—
Total Railway Plant and Rolling-stock Value	—	—	—	—	—	2,53,44,835	—	—	—	—
STATIONERY (excluding PAPER) . . .	—	—	—	—	—	23,64,435	3,65,136	4,83,986	3,32,264	3,03,372
TELEGRAPHS, MATERIALS FOR CONSTRUCTION OF . . .	—	—	—	—	—	36,341	22,974	4,769	67	3,054
TEXTILES—										
Cotton manufactures—										
Hosiery . . . Value	—	—	—	—	—	21,309	1,545
Piece-goods—										
Grey (unbleached) . Yards	13,624	507	8,971	6,550	4,069	9,292	255	6,708	3,677	2,420
White (bleached) . . .	209,954	15,821	36,682	47,678	115,560	74,665	7,256	14,467	8,987	19,113
Coloured, printed, or dyed . . .	2,153,113	1,616,882	866,964	1,333,818	163,311	7,51,525	6,11,031	3,17,658	3,85,788	66,806
Other sorts of manufactures . . . Value	—	—	—	—	—	4,23,156	2,75,024	1,33,739	1,90,879	2,70,154
Total Cotton manufactures . . .	—	—	—	—	—	12,79,947	8,93,566	4,77,620	5,80,281	3,59,543
Flax—										
Manufactures—										
Canvas . . . Yards	380,703	275,760	247,675	334,977	126,046	5,32,726	4,90,427	3,76,941	4,77,734	81,238
Piece-goods . . .	186,786	73,679	125,613	140,273	25,294	1,25,102	42,626	89,172	82,856	11,651
Other sorts (including bags and sacks) Value	—	—	—	—	—	1,07,778	1,37,067	56,497	69,872	52,420
Total Flax manufactures (including Twist and Yarn) . . .	—	—	—	—	—	3,15,606	6,70,120	5,22,580	6,30,462	1,45,364
Wool—										
Manufactures—										
Hosiery . . . Lbs.	122	9,530	415	..	100	314	22,288	1,570	..	1,230
Piece-goods . . . Yards	1,518,538	604,200	830,207	336,613	513,209	32,35,674	11,09,498	11,38,596	4,79,060	6,70,870
Other sorts . . . Lbs.	35,947	21,563	30,105	23,174	3,746	72,419	55,508	1,14,764	78,104	22,441
Total Wool manufactures Value	—	—	—	—	—	33,08,407	11,87,294	13,04,930	5,57,164	6,94,541
VEHICLES excluding LOCOMOTIVES, ETC., FOR RAILWAYS—										
Carriages and carts (excluding railway carriages) and parts thereof . . .	—	—	—	—	—	1,49,231	32,311	21,357	1,05,102	8,970
Carriages and parts for Railways (b) . . .	—	—	—	—	—	—	16,26,394	16,80,864	13,63,206	6,03,738
Wagons and parts for Railways (b) . . .	—	—	—	—	—	—	9,55,134	8,88,766	5,23,338	63,316
Ships, parts of (including launches and boats) . . .	—	—	—	—	—	2,71,133	1,77,338	10,307	4,03,231	10,212
Other kinds . . .	—	—	—	—	—	45,03,266	72,63,665	1,24,20,823	2,27,60,873	93,51,314
Total Vehicles . . .	—	—	—	—	—	49,23,635	1,00,44,353	1,50,22,117	2,51,53,700	1,00,33,100
ALL OTHER ARTICLES—										
Unmanufactured . . .	—	—	—	—	—	46,984	2,22,667	5,06,629	60,036	3,54,598
Manufactured . . .	—	—	—	—	—	17,37,998	13,34,033	13,25,640	17,13,270	10,03,576
GRAND TOTAL . . .	—	—	—	—	—	7,57,37,363	7,50,31,970	6,36,47,311	6,48,45,225	3,17,05,741

(a) Discontinued from 1928-29.
(b) Recorded under "Railway plant and rolling stock" prior to 1928-29.

No. 13—continued
 UNITED KINGDOM—continued
 EXPORTS THERETO

INDIAN MERCHANDISE

ARTICLES	QUANTITY					VALUE				
	1927-28	1928-29	1929-30	1930-31	1931-32	1927-28	1928-29	1929-30	1930-31	1931-32
ANIMALS, LIVING—										
Horses No.	1	2	8	..	1	R 1,000	R 2,700	R 11,500	R ..	R 300
Other kinds "	5,029	2,889	4,440	6,229	24,148	23,129	23,198	35,960	36,144	21,189
Total Animals, living "	5,030	2,841	4,448	6,229	24,149	23,129	25,898	47,460	36,144	21,489
APPAREL (including DRA- PERY, UNIFORMS, ACCOU- TREMENTS, BUT exclud- ing HOSIERY AND BOOTS AND SHOES) Value	—	—	—	—	—	2,42,658	1,30,490	1,46,667	1,37,441	51,696
ART, WORKS OF "	—	—	—	—	—	81,689	79,122	41,828	1,53,760	80,192
BOOKS, PRINTED, AND PRINTED MATTER (NOT BEING STATIONERY), including MAPS AND CHARTS Cwts.	376	446	417	404	863	86,038	66,126	1,09,816	82,917	74,249
Boots and Shoes Pair	1,022	2,615	1,457	611	864	3,907	2,502	3,385	1,136	6,216
BRISTLES "	3,371	3,063	2,505	2,150	2,522	14,91,589	13,59,135	12,98,805	9,82,466	10,54,227
Bones for manufacturing purposes Tons	422	548	260	..	369	58,603	69,945	32,212	36	36,640
BUILDING AND ENGINEER- ING MATERIALS, other than of IRON, STEEL, OR WOOD Value	—	—	—	—	—	1,03,878	77,222	80,315	74,040	86,071
CANDLES OF ALL KINDS Lbs.	268,016	2	75,377	4
CASHEM Cwts.	1,941	615	577	659	56	85,223	24,212	16,850	15,660	701
CHEMICALS AND CHEMICAL PRE- PARATIONS (excluding CHE- MICAL MANURES AND MEDI- CINES)—										
Potassium Compounds— Saltpetre Cwts.	15,462	14,082	27,614	22,540	24,699	1,82,011	1,70,690	3,04,978	2,23,450	1,89,286
Other sorts of chemicals Value	—	—	—	—	—	1,90,812	1,42,616	1,38,150	1,23,552	3,13,021
Total Chemicals, etc. "	—	—	—	—	—	3,72,823	3,13,306	4,43,128	3,52,002	5,02,307
COAL AND COKE Tons	396	190	19,550	8,978	11,955	6,388	2,169	2,17,328	75,520	1,05,892
COFFEE Cwts.	75,286	40,777	68,536	78,488	44,059	66,93,212	39,68,176	54,11,895	52,18,541	27,94,838
COIL—										
Unmanufactured Tons	139	190	108	67	48	40,213	57,234	33,114	22,215	10,615
Manufactured (excluding rope) "	5,389	5,146	5,162	4,687	5,850	17,64,120	19,26,894	18,94,412	18,22,284	20,10,174
CORDAGE AND ROPE OF VEGETABLE FIBRE (ex- cluding JUTE AND COT- TON) Cwts.	1,252	942	2,237	1,785	1,762	22,232	10,507	30,848	23,535	24,440
DRUGS AND MEDICINES (ex- cluding CHEMICALS AND NARCOTICS)—										
Cinchona bark Lbs.	173,520	138,104	74,533	88,781	84,588	90,002	90,874	37,778	34,131	31,707
Nuxvomica Cwts.	17,122	5,216	2,970	4,459	4,751	1,21,121	45,611	25,938	29,533	29,391
Senna "	3,444	5,478	7,162	5,539	4,452	1,53,722	1,07,986	1,55,403	1,21,227	92,965
Other sorts of drugs and medicines Value	—	—	—	—	—	2,37,658	2,74,717	2,34,382	3,03,045	77,697
Total Drugs and Medicines "	—	—	—	—	—	6,02,503	5,19,188	4,53,501	5,46,936	2,31,760
DYEING AND TANNING SUBSTANCES—										
Outch and Gambier Cwts.	28,115	29,433	28,845	29,869	18,174	4,98,903	5,60,360	5,60,885	5,56,605	2,17,616
Indigo "	452	245	215	135	182	1,26,005	58,830	58,507	36,980	49,900
Myrobalans "	699,942	534,839	513,839	637,363	691,411	46,73,947	35,80,633	33,69,266	38,39,705	37,75,751
Myrobalan extracts "	28,502	26,693	10,185	1,108	1,245	3,93,734	4,09,597	1,33,791	13,956	14,371
Turmeric "	8,157	8,582	9,989	7,044	7,737	1,32,262	1,66,533	1,69,485	1,21,447	1,06,833
Other sorts "	4,307	3,248	3,936	2,207	1,755	33,489	25,006	33,322	23,625	3,369
Total Dyeing and Tan- ning substances "	769,975	602,990	567,009	677,311	720,504	58,63,339	48,00,959	43,30,256	46,92,318	41,72,840
EARTHENWARE AND PORCE- LAIN Value	—	—	—	—	—	5,003	6,532	1,919	888	2,450
FIBRE FOR BRUSHES AND BROOMS Tons	1,158	669	868	776	984	4,37,129	2,33,943	3,39,374	3,01,639	3,51,653
FISH (excluding CANNED FISH)—										
Fish jaws and sharkfins Cwts.	1,070	1,246	1,220	1,677	845	2,38,777	3,13,778	2,69,377	3,04,270	1,29,481
Other sorts "	137	118	150	24	35	4,597	4,160	1,481	1,128	999
Total Fish (excluding canned fish) "	1,207	1,364	1,370	1,701	880	2,38,374	3,17,938	2,72,708	3,05,398	1,30,480

No. 13—continued

UNITED KINGDOM—continued

EXPORTS THERE TO—continued

INDIAN MERCHANDISE—continued

ARTICLES	QUANTITY					VALUE				
	1927-28	1928-29	1929-30	1930-31	1931-32	1927-28	1928-29	1929-30	1930-31	1931-32
FODDER, BRAN, AND POLLARDS (excluding OIL-CAKE)						R	R	R	R	R
Rice bran . . . Tons	176,094	191,784	186,891	166,140	181,635	81,07,480	1,04,82,195	85,11,561	46,00,457	48,15,411
Other sorts of bran and pollards . . . "	8,258	1,633	4	4,90,144	1,55,223	373	25	..
Other sorts of fodder . . . "	4,018	6	951	301	654	2,37,077	525	39,172	4,245	16,340
Total Fodder, Bran, and Pollards (excluding oilcake) . . . "	188,370	193,378	187,846	166,441	182,289	88,44,801	1,06,37,948	85,51,108	46,04,727	48,31,751
FRUITS AND VEGETABLES										
Fresh fruits and vegetables . . . Value	—	—	—	—	—	7,958	9,404	6,947	6,941	7,188
Fruits and vegetables: dried, salted, or preserved, all sorts . . . Tons	279	183	524	556	238	1,98,750	1,80,188	4,05,931	2,00,837	1,20,883
Total Fruits and Vegetables Value	—	—	—	—	—	2,06,708	1,89,592	4,12,878	2,07,778	1,87,071
FURNITURE AND CABINETWARE . . . "	—	—	—	—	—	1,11,737	1,00,011	1,18,410	88,502	93,734
GRAIN, PULSE, AND FLOUR										
Barley . . . Tons	33,412	26,632	4,850	893	21,697	40,02,957	31,76,236	5,79,452	74,379	13,02,149
Jowar and bajra . . . "	951	16	6	62,764
Maize . . . "	5,908	449	316	6,67,090	48,235	19,942
Pulse										
Beans . . . "	8,997	5,639	6,660	4,043	7,166	7,51,784	7,05,888	11,41,786	2,94,854	3,05,789
Gram . . . "	100	201	..	70	..	12,754	24,190	1	7,104	772
Lentils . . . "	9,931	9,294	8,118	7,700	3,492	14,38,684	15,99,378	18,95,962	9,02,808	3,46,250
Other sorts . . . "	14,582	10,725	6,914	7,071	6,226	18,23,980	14,20,122	10,06,589	7,09,802	4,62,104
Total Pulse . . . "	38,599	25,859	21,693	18,884	16,884	40,22,152	37,49,578	35,44,238	19,13,568	12,05,005
Rice, not in the husk										
Boiled rice . . . "	2,599	3,884	2,789	3,770	2,954	5,35,386	6,35,166	4,35,704	5,50,518	2,34,485
Cleaned rice . . . "	38,476	22,631	18,443	28,598	26,564	51,70,239	33,64,110	24,69,249	32,60,245	24,48,977
Broken cleaned rice . . . "	13,608	8,812	18,355	25,347	21,187	15,52,318	9,56,682	21,06,682	23,21,148	12,11,623
Other sorts . . . "	161	120	100	82	..	19,277	7,419
Total Rice, not in the husk . . . "	49,683	35,327	39,537	57,876	50,825	72,58,043	49,56,040	50,10,535	61,51,183	39,52,509
Rice flour and ground rice . . . "	422	361	..	10	..	77,850	68,990	..	1,890	..
Wheat . . . "	251,053	76,418	6,904	175,283	10,775	3,66,16,047	1,10,80,559	9,74,960	1,70,67,539	10,07,890
Wheat flour . . . "	624	..	2	1	..	1,09,631	127	556	260	109
Other sorts . . . "	103	232	108	111	165	15,462	31,451	12,319	15,271	15,773
Total Grain, Pulse, and Flour . . . "	874,800	165,478	78,470	253,058	107,297	5,27,69,232	2,31,06,211	1,01,42,058	2,52,24,087	75,46,199
GUMS AND RESINS . . . Gwts.	16,006	25,402	31,833	0,033	2,308	2,09,672	4,32,677	4,48,776	1,29,330	38,325
HARDWARE AND CUTLERY, including PLATED WARE . . . Value	—	—	—	—	—	57,393	84,912	61,418	44,712	13,900
HIDES AND SKINS, RAW										
Hides, raw—										
Buffalo hides { Tons 379 498 220 437 326						5,42,747	2,30,676	1,38,643	2,07,624	85,992
{ =No. =74,460 =35,095 =19,547 =42,173 =20,308										
Cow " { Tons 2,845 1,183 599 1,142 1,032						27,97,077	13,95,905	4,28,526	5,22,618	3,63,054
{ =No. =364,290 =160,306 =75,191 =140,017 =136,767										
Buffalo calf skins { Tons 18 11 20 25 6						14,837	12,303	15,941	15,912	3,156
{ =No. =5,465 =3,410 =5,880 =7,300 =1,500										
Cow calf skins { Tons 24 7						32,890	11,399	391
{ =No. =11,000 =3,020										
Other hides { Tons 4 7 2 37 5						1,295	2,734	462	20,204	800
{ =No. =329 =510 =100 =2,688 =500										
Total Hides, raw { Tons 3,770 1,706 841 1,641 1,370						33,59,446	17,08,017	5,83,572	7,65,758	4,58,393
{ =No. =455,544 =202,341 =100,518 =192,178 =159,362										

No. 13—continued
 UNITED KINGDOM—continued
 EXPORTS THERE TO—continued

INDIAN MERCHANDISE—continued.

ARTICLES	QUANTITY					VALUE									
	1927-28	1928-29	1929-30	1930-31	1931-32	1927-28	1928-29	1929-30	1930-31	1931-					
HIDES AND SKINS, RAW—contd.						R	R	R	R	R					
Skins, raw—															
Goatskins	{ Tons 896 =No. =1,318,299	{ Tons 631 =No. =984,216	{ Tons 553 =No. =1,078,066	{ Tons 1,002 =No. =1,568,157	{ Tons 2,437 =No. =3,541,827	} 28,90,563	} 18,25,823	} 19,73,566	} 27,00,255	} 43,75,					
Sheep skins	{ Tons 22 =No. =19,299	{ Tons 52 =No. =69,712	{ Tons 29 =No. =35,931	{ Tons 20 =No. =48,909	{ Tons 33 =No. =121,230										
Other skins	{ Tons 80 =No. =519,337	{ Tons 19 =No. =94,370	{ Tons 95 =No. =534,618	{ Tons 58 =No. =331,707	{ Tons 35 =No. =123,936										
Totalskins, raw	{ Tons 998 =No. =1,852,435	{ Tons 702 =No. =1,148,298	{ Tons 677 =No. =1,648,615	{ Tons 1,080 =No. =1,948,773	{ Tons 2,505 =No. =3,787,043	} 33,25,245	} 22,42,554	} 30,54,964	} 31,98,501	} 46,54,					
Total Hides and Skins, raw (excluding cuttings of Hides and Skins) Tons	4,768	2,408	1,518	2,721	3,875						67,14,601	39,45,571	36,38,536	39,59,259	51,07,
Cuttings of hides and skins (raw)	597	924	577	881	230						1,04,327	1,51,518	1,09,804	1,83,145	18,
HORNS, TIPS AND PIECES OF HORN Cwts.	13,598	15,911	13,020	6,586	5,247	3,29,747	3,78,230	3,19,963	1,23,611	60,					
INSTRUMENTS, APPARATUS, AND APPLIANCES, AND PARTS THEREOF Value	—	—	—	—	—	6,917	39,195	79,590	18,751	3,					
IVORY—															
Unmanufactured Lbs.	459	491	183	1,407	2,335	3,364	2,275	321	4,070	1,					
Manufactured Value	—	—	—	—	—	1,773	1,608	2,226	1,541						
JEWELLERY (excluding Imitation Jewellery and Precious Stones and Pearls, Onyx), also Plate of Gold and Silver—															
Jewellery	—	—	—	—	—	21,848	6,564	16,659	12,575	9,					
Plate of gold and silver	—	—	—	—	—	47,470	31,475	26,231	29,288	18,					
Total Jewellery, also Plate of gold and silver	—	—	—	—	—	69,318	38,039	42,890	41,853	28,					
KAPOK Cwts.	8,974	10,046	4,057	3,408	3,105	5,09,996	4,15,552	1,92,275	1,37,709	1,17,2					
LAC—															
Burton	11,609	14,717	14,787	15,779	12,583	18,03,754	20,08,859	18,31,347	11,08,864	6,39,9					
Seed	4,088	6,873	7,788	9,765	9,597	4,94,303	7,72,049	7,89,416	4,96,229	3,48,0					
Shell	117,611	135,234	120,319	95,835	83,032	1,63,18,747	1,78,90,751	1,31,12,024	53,61,496	34,85,3					
Stick	1,277	3,835	983	608	624	1,32,752	3,01,772	76,250	30,205	20,9					
Other kinds (excluding lacdye)	148	459	1,130	1,491	160	3,059	19,338	43,770	33,814	1,70					
Total Lac	134,728	161,218	145,005	123,473	105,996	1,97,58,115	2,04,92,399	1,58,51,307	70,30,608	44,96,70					
LACQUERED WARE (OF INDIAN MANUFACTURE) Value	—	—	—	—	—	7,771	13,143	9,170	10,143	4,00					
LEATHER—															
Hides, tanned or dressed—															
Buffalo hides	{ Tons 1,030 =No. =236,769	{ Tons 1,244 =No. =271,730	{ Tons 978 =No. =214,709	{ Tons 599 =No. =149,322	{ Tons 546 =No. =127,650	} 20,32,498	} 26,31,551	} 19,15,691	} 10,98,359	} 9,40,50					
Cow hides	{ Tons 12,408 =No. =3,953,680	{ Tons 13,171 =No. =3,891,070	{ Tons 10,788 =No. =3,676,841	{ Tons 9,616 =No. =3,214,291	{ Tons 8,689 =No. =2,922,271										
Buffalo calf skins	{ Tons 449 =No. =555,474	{ Tons 392 =No. =453,843	{ Tons 359 =No. =401,721	{ Tons 351 =No. =389,589	{ Tons 306 =No. =342,371										
Cow calf skins	{ Tons 818 =No. =1,273,999	{ Tons 693 =No. =1,044,060	{ Tons 652 =No. =959,229	{ Tons 516 =No. =729,171	{ Tons 450 =No. =538,994	} 33,17,491	} 29,22,401	} 25,27,331	} 15,30,923	} 12,34,05					
Other hides	{ Tons .. =No. ..	{ Tons .. =No. ..	{ Tons .. =No. =145	{ Tons .. =No. ..	{ Tons 2 =No. =281										
Total Hides, tanned or dressed	{ Tons 14,705 =No. =6,020,022	{ Tons 14,500 =No. =5,660,703	{ Tons 12,777 =No. =5,252,645	{ Tons 11,032 =No. =4,432,373	{ Tons 9,993 =No. =3,962,067						} 3,35,24,510	} 3,93,30,314	} 3,09,74,307	} 2,51,47,135	} 2,08,23,9

No. 13—continued

UNITED KINGDOM—continued

EXPORTS THERE TO—continued

INDIAN MERCHANDISE—continued

ARTICLES	QUANTITY					VALUE				
	1927-28	1928-29	1929-30	1930-31	1931-32	1927-28	1928-29	1929-30	1930-31	1931-32
LEATHER—continued										
Skins, tanned or dressed—						R	R	R	R	R
Goat skins	Tons 8,667	3,259	2,897	2,988	2,496	2,44,87,357	2,27,41,893	2,05,72,609	1,70,59,501	1,56,78,805
	=No. =11,178,255	=10,521,564	=9,540,358	=8,281,748	=8,445,266					
Sheep skins	Tons 2,702	2,844	2,555	2,357	2,180	1,72,38,155	1,53,95,261	1,59,14,215	1,40,97,647	1,04,96,243
	=No. =10,673,629	=8,769,552	=9,767,171	=9,138,229	=7,900,449					
Other skins	Tons 53	50	100	62	94	12,89,692	10,90,413	22,44,143	11,21,633	13,04,300
	=No. =655,274	=697,401	=1,434,170	=878,763	=1,519,523					
Total skins, tanned or dressed	Tons 6,422	5,653	5,552	5,405	4,770	4,30,15,204	3,92,17,567	3,87,30,967	3,22,78,681	2,76,79,354
	=No. =22,507,158	=19,988,517	=20,791,699	=18,298,770	=17,865,238					
Total Hides and skins, tanned or dressed	Tons 21,127	20,163	18,329	16,437	14,763	8,15,39,714	7,85,47,831	6,97,05,774	5,74,25,816	4,85,03,350
	=No. =28,527,180	=25,649,225	=26,044,344	=22,781,143	=21,797,305					
Unwrought	Cwts. 626	954	829	1,083	386	3,42,805	3,76,426	2,39,601	4,76,034	2,37,906
Manufactures (excluding boots and shoes)	Value					2,376	7,438	5,046	4,983	5,375
Total Leather						8,18,85,395	7,89,31,745	6,99,50,421	5,79,06,823	4,87,46,721
MACHINERY AND MILLWORK						9,263	18,186	11,457	5,263	16,195
MANURES—										
Bones for manurial purposes	Tons				71	100				6,183
Bonemeal	3,569	2,138	3,894	4,065	4,547	3,33,058	1,74,713	2,92,297	2,96,236	2,17,027
Fish manures and guano	16	13	40			1,710	1,928	5,396		
Hornmeal		1,071	344	346	388		1,10,011	33,399	86,305	40,964
Other kinds	12	259	182	549	71,507	8,100	24,110	23,985	86,866	80,223
Total Manures	3,597	3,476	4,460	4,960	6,511	3,42,963	3,10,760	3,54,977	3,69,359	3,44,402
Mats and Matting (except coir and rubber)	Sq. Yds. 4,293	1,502	19,942	16,504	68,948	4,679	2,464	4,588	9,048	11,855
METALS AND ORES—										
Brass, Bronze, and similar alloys and manufactures thereof	Cwts. 890	1,163	2,715	475	215	1,45,921	1,41,776	1,94,036	90,116	51,384
Chromite (chrome iron ore)	Tons 1,715	1,500	1,600	2,454	3,799	64,275	45,000	50,510	88,625	1,36,472
Copper (excluding ore)	Cwts. 1	3	119	776	6,856	226	400	2,910	10,326	42,905
Ferro Manganese	Tons 1,500					45,000				
Iron or Steel (excluding ore)	21,062	5,522	71,335	98,953	78,539	9,52,093	2,48,676	33,40,646	33,48,691	29,15,832
Lead	Cwts. 472,720	757,485	931,478	1,152,953	790,820	80,15,104	1,13,32,558	1,54,80,120	1,66,66,965	1,05,19,266
Manganese ore	Tons 234,223	166,940	292,377	114,010	53,843	63,19,520	47,60,027	86,64,816	34,22,893	16,06,032
Feruginous Manganese ore	8,250					2,47,500				300
Tin ore	88	268	1,123	659	121	87,148	5,91,045	26,74,216	11,97,316	1,16,382
Tin unwrought	Cwts. 4,016	2,155	4,293	1,913	43,584	2,46,755	1,07,768	1,35,317	59,933	1,84,062
Wolfram ore	Tons 2,064	416	1,247	3,204	3,351	35,42,474	3,23,367	19,61,166	52,46,991	56,15,946
Zinc or spelter	Cwts. 343		1,244	1		1,717		7,960	50	
Other ores	Tons 2,820	2,297	2,141	1,464	1,440	76,998	4,16,311	2,16,536	80,214	40,180
Other metals, excluding ores	Cwts. 6,197	19,587	11,296	1,616	105	14,831	1,65,733	2,74,975	74,545	57,942
Total Metals and Ores	Tons 295,880	215,963	417,380	278,631	133,222	1,97,59,562	1,31,33,179	3,30,08,103	3,07,87,157	2,12,23,703
MICA—										
In blocks	Cwts. 8,440	6,914	8,967	8,247	5,189	19,38,025	18,25,254	21,33,195	15,05,472	9,23,163
„ splittings	29,709	33,669	33,170	26,026	19,073	22,78,513	24,66,111	21,21,247	19,57,566	12,32,033
Total Mica	38,149	40,583	42,137	34,273	24,262	42,61,538	42,91,365	42,59,442	34,63,038	21,55,196
OILS—										
Essential—										
Clitronella oil	Gals. 778	1,929	267			5,155	18,911	2,700		
Ginger grass oil	140	346	355	183	230	6,750	15,261	17,275	7,500	10,500
Lemon grass oil	12,841	14,943	13,490	4,986	11,113	2,26,931	2,47,241	1,83,030	63,181	1,08,798

UNITED KINGDOM—continued

EXPORTS THERETO—continued

INDIAN MERCHANDISE—continued

ARTICLES	QUANTITY					VALUE				
	1927-28	1928-29	1929-30	1930-31	1931-32	1927-28	1928-29	1929-30	1930-31	1931-32
OILS—continued										
Essential—continued										
Palma rosa oil . Gals.	1,067	578	1,023	295	831	62,443	35,295	56,500	14,550	37,781
Sandalwood oil	6,359	5,492	5,065	1,084	4,542	9,18,639	8,09,191	7,54,359	1,68,606	7,00,741
Thymol oil	199	16,408
Other sorts	1	104	1	45	4,881	505	..
Total Essential Oils	21,384	23,289	20,804	6,549	16,711	12,36,376	11,25,944	10,18,795	2,54,342	8,55,821
Mineral—										
Petroleum, Dangerous, ashing below 76° F., including Petrol, Benzine and Benzol . . . Gals.	488	..	256	350	..	28
Other kinds	672	3,568	1,311	396	1,471	463	12,698	2,710	1,119	4,811
Vegetable, non-essential—										
Castor	264,486	336,763	318,126	309,174	685,376	5,67,631	7,81,953	6,87,285	6,30,637	10,93,85
Coconut	31,425	17,405	14,881	13,146	11,467	82,736	41,783	34,560	27,634	18,211
Cottonseed	24,377	27,98
Groundnut	10	24	9,307	280,112	..	20	90	10,649	3,72,63
Mustard or rape	3,546	2,973	3,779	3,712	4,095	10,832	9,184	11,962	11,988	12,34
Other sorts	16,551	1,722	1,206	1,325	1,965	35,309	14,473	12,713	10,187	10,54
Total Vegetable, non-essential	316,008	358,873	338,016	337,164	1,007,892	6,96,508	8,47,413	7,46,610	6,91,090	15,35,571
Total Oils	338,064	385,730	360,110	344,109	1,026,394	19,33,347	19,86,055	17,68,465	9,46,551	23,96,050
OIL CAKES—										
Cotton seed cake . Tons	2,515	1,274	1,937	1,119	668	2,45,532	1,15,447	1,94,530	90,381	36,756
Groundnut cake	56,268	66,060	76,525	98,095	68,778	50,29,669	67,54,371	77,80,722	69,09,004	44,03,911
Linseed cake	33,692	31,309	32,947	17,611	33,567	43,28,977	41,62,725	38,97,288	20,64,431	27,70,934
Rape and sesamum cake	181	308	412	339	..	22,559	39,642	43,307	23,976	..
Others	1,732	676	220	929	620	1,72,907	83,592	21,472	63,597	39,300
Total Oil cakes	94,838	100,127	112,091	113,993	103,633	1,03,99,644	1,11,55,777	1,19,22,819	91,50,389	72,50,991
PAINTS AND PAINTERS' MATERIALS—										
Paints and colours . Cwts.	7,804	10,337	10,609	5,040	11,137	88,105	1,00,488	91,488	42,194	1,04,281
Painters' materials . Value	—	—	—	—	—	5,04,542	7,37,984	2,69,376	1,80,971	99,431
Total Paints and Painters' materials	—	—	—	—	—	6,82,647	8,38,472	3,60,869	2,23,165	2,03,712
PAPER MAKING MATERIALS Cwts.	4,182	4,653	3,839	2,742	3,143	77,209	1,06,508	86,665	44,502	41,538
PARAFFIN WAX . Tons	15,133	12,380	22,439	9,933	16,840	69,01,030	57,18,981	1,12,40,370	47,41,141	76,11,321
PERFUMERY (not being perfumed spirits) including MUSK . Value	—	—	—	—	—	13,931	1,190	1,444	10,355	1,437
PLANTS, LIVING (including BULBS)	—	—	—	—	—	8,965	3,964	10,147	11,247	13,271
PRINTING AND LITHOGRA- PHING MATERIALS (ex- cluding PAPER)	—	—	—	—	—	10,190	3,950	1,707	..	1,000

No. 13—continued

UNITED KINGDOM—continued

EXPORTS THERETO—continued

INDIAN MERCHANDISE—continued

ARTICLES	QUANTITY					VALUE				
	1927-28	1928-29	1929-30	1930-31	1931-32	1927-28	1928-29	1929-30	1930-31	1931-32
PROVISIONS AND OILMAN'S STORES—						R	R	R	R	R
Ghl Cwts.	1,643	1,336	1,556	2,085	1,523	1,66,449	1,48,518	1,63,651	2,24,540	1,58,714
Pickles, chutnies, and condiments . . . %	17,622	16,760	16,043	15,147	16,843	5,49,571	5,21,418	5,42,760	4,60,220	4,98,390
Other sorts of provisions ..	1,584	2,020	802	1,405	1,290	1,19,719	88,470	84,294	41,664	85,341
Total Provisions and oilman's stores "	20,849	20,106	18,401	18,637	19,656	3,35,739	7,53,406	7,70,705	7,26,438	7,42,445
RAILWAY PLANT AND ROLLING-STOCK*										
Teak Keys (a) . . . Tons	2,740	—	—	—	..	4,74,562	—	—	—	—
RUBBER—										
Raw Lbs.	12,414,502	9,663,163	11,841,728	11,614,886	7,315,201	1,25,24,450	74,62,528	87,29,018	69,31,304	20,85,140
Manufactures . . . Value	—	—	—	—	—	7,550	2,244	56	14,617	..
SEEDS—										
Oil-seeds—										
Essential Tons	837	581	428	343	356	2,02,001	1,50,581	1,69,847	76,070	67,427
Non-essential—										
Castor "	32,540	27,052	24,672	19,556	23,237	71,22,601	55,04,461	49,60,766	33,22,734	38,63,890
Cotton "	148,733	119,868	56,797	40,538	10,745	1,40,61,514	1,22,18,163	53,69,626	21,83,123	5,20,412
Groundnuts "	25,414	47,952	53,240	47,159	77,933	63,88,948	1,20,81,207	1,24,36,847	71,52,358	1,14,71,366
Linseed "	57,451	18,072	79,536	57,605	14,133	1,12,17,044	37,22,895	1,80,94,269	1,24,03,582	16,46,682
Mowra or mowra . . . "	400	150	..	100	..	61,375	24,035	..	10,014	..
Mustard "	30	10	..	405	..	8,759	2,648
Niger "	338	214	239	471	336	79,954	50,775	47,498	74,948	42,082
Poppy "	25	5	12	9,000	1,272	3,750	25	..
Rape "	12,266	28,722	7,840	10,623	14,443	26,50,593	61,83,743	16,25,406	14,85,818	19,02,270
Sesamum (til or jinilli) ..	272	6,478	3,458	65,078	15,85,928	8,04,922
Other sorts "	1,619	205	350	123	190	2,34,408	28,506	46,818	21,439	20,985
Other than oil-seeds . . . "	197	122	65	11	5	30,010	21,407	17,581	8,620	1,596
Total Seeds "	280,092	249,421	226,632	176,604	141,338	4,20,73,426	4,15,76,378	4,35,77,330	2,67,52,400	1,90,39,148
SHELLS AND COWRIES . Value	—	—	—	—	—	1,38,982	1,21,265	1,18,457	1,05,256	98,532
SPECIMENS ILLUSTRATIVE OF NATURAL SCIENCE . "	—	—	—	—	—	45,637	26,621	25,027	33,170	15,912
SPICES—										
Cardamoms Cwts.	1,627	827	1,782	1,290	780	4,64,048	2,48,488	4,31,039	2,37,104	1,63,428
Chillies "	575	1,235	210	134	81	17,946	33,643	7,172	4,312	2,047
Cinnamon "	40	118	78	18	74	2,400	9,225	6,600	1,501	5,219
Ginger "	8,595	1,092	4,651	5,078	5,434	2,75,089	55,035	1,90,639	1,50,365	1,15,102
Pepper "	36,397	17,630	21,984	14,194	9,512	31,32,066	16,70,318	19,66,063	6,86,190	3,87,359
Other sorts "	557	483	4	51	10	23,607	15,044	350	4,406	397
Total Spices "	47,791	21,383	28,739	20,765	15,891	39,16,038	20,31,758	26,01,918	10,83,277	6,53,552
STATIONERY (including PAPER) . Value	—	—	—	—	—	2,408	2,636	5,362	3,340	4,897

* Discontinued from 1928-29.
(a) Shown under wood and timber from 1928-29.

UNITED KINGDOM—continued

EXPORTS THERETO—continued

INDIAN MERCHANDISE—continued

ARTICLES	QUANTITY					VALUE				
	1927-28	1928-29	1929-30	1930-31	1931-32	1927-28	1928-29	1929-30	1930-31	1931-32
STONE AND MARBLE . Tons	10	5	2	665	4,218	4,000	640	120	18,265	1,07,135
SUGAR— Molasses (including Palmyra and Cane Jaggery) . . . "	100	155	1	15,770	24,413	152	1	5
Other sorts . . . "	1	1	613	350	7
Total Sugar . . . "	101	156	1	16,383	24,763	159	1	5
Tallow and Stearins (including grease and animal fat) . . . Cwts.	..	9	144	151	184	..	390	5,690	5,277	4,942
TEA— Black . . . Lbs.	306,142,708	298,421,576	316,895,650	297,931,211	290,590,797	28,37,46,313	22,32,57,123	22,16,62,770	10,89,79,338	16,39,73,449
Green . . . "	943,539	439,064	465,244	938,040	603,174	6,61,833	2,76,692	2,71,216	4,78,737	3,10,423
Total Tea . . . "	307,086,247	298,860,640	317,360,894	298,869,251	291,193,941	28,44,08,146	22,35,33,815	22,19,33,986	19,94,58,125	16,92,83,872
TEA WASTE, FOR THE MANU- FACTURE OF CAFFEINE . . . "	219,152	35,502	14,022	369,245	493,814	31,495	4,500	1,318	31,445	40,332
TAXILES— Cotton— Raw . . . Tons	28,600	43,059	43,265	50,148	29,723	2,88,62,436	4,42,61,118	4,31,41,033	3,00,07,346	1,53,94,568
Waste . . . Cwts.	36,260	32,907	49,411	54,271	93,557	11,28,061	13,09,279	15,13,121	12,07,325	16,35,521
Twist and yarn . . . Lbs.	355,346	262,323	155,686	219,046	151,350	2,23,567	1,59,717	36,231	97,922	45,976
Manufactures— Canvas Handkerchiefs and shawls in the piece . . . Yards	..	1,411	7,297
Piece-goods . . . Yards	3,295,505	2,796,374	4,410,372	2,181,595	2,340,344	35,01,017	26,51,050	40,41,328	18,39,325	16,23,972
Other sorts of manu- factures . . . Value	57,599	34,529	69,512	27,346	47,142
Total Cotton manufactures (including twist and yarn) . . . "	38,00,740	28,70,764	42,22,262	19,85,362	17,21,938
Haberdaashery and Millinery . . . Value	2,36,338	3,25,703	3,25,208	1,06,516	35,068
Hemp (chiefly spun)— Raw . . . Cwts.	77,178	62,155	72,799	33,449	32,305	15,19,573	9,69,772	11,94,132	4,71,052	3,56,500
Jute— Raw . . . Tons	222,072	201,333	164,751	107,909	154,417	7,63,06,746	7,57,02,944	5,56,05,712	2,23,30,399	3,11,09,496
Twist and yarn . . . Lbs.	6,720	50,771	298,411	62,037	49,951	1,374	13,389	63,437	12,790	7,649
Manufactures— Sacking Gunny bags . . . No.	24,009,420	25,919,350	29,416,676	19,189,376	18,936,039	1,26,01,604	1,36,11,230	1,22,62,001	67,04,067	56,12,433
Hessian . . . "	21,212,730	18,684,110	23,629,600	20,393,990	28,513,790	74,67,679	69,94,695	73,10,904	53,94,545	57,30,627
Total Gunny bags . . . "	46,121,200	44,603,960	53,046,276	40,074,366	47,501,829	2,00,69,483	2,06,05,925	2,00,72,965	1,20,98,612	1,13,73,060
Sacking Gunny cloth . . . Yards	3,793,016	5,359,053	5,587,902	2,613,507	3,238,339	7,71,335	11,05,421	13,02,359	4,76,021	4,67,790
Hessian . . . "	27,443,400	23,317,041	33,005,420	37,573,750	53,936,740	55,70,540	53,56,517	1,02,49,725	54,52,563	65,65,100
Total Gunny cloth . . . "	31,146,416	29,176,094	38,593,322	40,187,257	62,175,129	63,48,875	64,61,938	1,14,52,584	59,34,589	70,32,890
Rope and twine . . . Cwts.	643	630	500	123	501	35,450	22,047	17,249	6,920	8,350
Other sorts . . . Value	48,315	1,35,230	1,29,542	1,26,470	2,17,001
Total Jute manufactures (including twist and yarn) . . . "	2,65,03,407	2,72,39,029	3,17,35,777	1,81,79,331	1,86,39,540
Silk— Raw . . . Lbs.	105,349	120,973	195,063	91,521	22,735	5,08,034	7,34,343	12,08,013	1,63,301	38,721
Manufactures— Silk piece-goods . . . Yards	9,631	15,246	10,331	3,509	32	15,723	26,354	20,135	5,455	42
Other sorts . . . Value	341	315	70	243
Total Silk manufactures . . . "	15,723	26,695	20,450	5,525	290
Wool— Raw . . . Lbs.	43,847,056	45,554,957	40,094,790	26,669,273	35,340,350	3,31,28,490	3,94,05,190	3,52,28,469	2,27,35,471	2,49,54,265

No. 13—continued

UNITED KINGDOM—continued

EXPORTS THERETO—continued

INDIAN MERCHANDISE—concluded

ARTICLES	QUANTITY					VALUE				
	1927-28	1928-29	1929-30	1930-31	1931-32	1927-28	1928-29	1929-30	1930-31	1931-32
TEXTILES—continued										
Wool—continued						R	R	R	R	R
Manufactures—										
Carpets and rugs . . Lbs.	3,151,801	2,886,866	2,603,282	2,718,770	3,537,109	47,86,357	46,17,420	38,24,915	38,28,535	40,62,194
Piece goods . . . Yards	566	4,309	449	120	..	1,459	5,000	940	600	..
Other sorts . . . Value	—	—	—	—	—	52,622	68,098	48,638	20,231	27,193
Total Woollen manufactures ..	—	—	—	—	—	48,40,338	46,90,518	38,74,488	38,49,366	40,89,387
Other textiles—										
Raw Cwts.	646	150	98	10,180	2,520	1,443
Manufactured . . . Value	—	—	—	—	—	800	33,940	233	75	840
TOBACCO—										
Unmanufactured . . . Lbs.	7,606,845	11,589,552	10,558,008	9,955,617	10,625,568	26,16,032	46,77,021	41,34,135	37,80,882	39,20,669
Manufactured—										
Cigars "	53,418	37,340	52,487	45,440	24,375	63,315	58,685	59,751	64,311	32,359
Other sorts "	14,750	20,362	..	82	129	5,562	10,660	..	100	128
Total Tobacco "	7,675,011	11,647,263	10,610,440	10,001,148	10,650,072	26,84,909	47,46,366	41,93,886	38,45,293	39,53,056
TOYS AND REQUISITES FOR GAMES AND SPORTS, including FISHING TACKLE (other than FIREARMS) Value	—	—	—	—	—	52,958	60,320	84,527	46,947	68,037
VEHICLES (excluding LOCOMOTIVES, ENGS. FOR RAILWAYS) "	—	—	—	—	—	326	14	6,633	11,398	20
WAX OF ALL KINDS, other than PARAFFIN WAX (excluding CANDLES) Cwts.	1,017	398	2,920	381	383	92,553	42,395	87,196	32,904	27,353
WOOD AND TIMBER—										
Teak wood Cubic Tons	24,274	28,639	31,164	22,313	12,821	71,44,224	86,08,460	92,45,452	65,78,606	34,25,522
Teak keys (a) Tons	—	2,665	3,067	2,941	2,677	—	4,89,066	5,38,862	5,04,276	4,50,030
Bandal "	25	40	28	50	89	34,408	67,965	41,107	78,590	1,25,636
Other kinds of wood and timber Value	—	—	—	—	—	1,73,862	1,49,789	2,45,881	2,24,904	1,72,221
Manufactures of wood, other than furniture and cabinetware "	—	—	—	—	—	24,085	36,181	19,212	30,056	68,384
Total Wood and Timber ..	—	—	—	—	—	78,76,574	93,46,411	1,01,25,514	74,11,631	42,38,343
POSTAL ARTICLES "	—	—	—	—	—	76,60,193	67,99,813	64,50,341	53,55,294	51,00,136
ALL OTHER ARTICLES OF MERCHANDISE "	—	—	—	—	—	7,87,033	7,00,152	6,49,269	5,17,409	4,46,582
GRAND TOTAL "	—	—	—	—	—	77,87,44,427	69,04,32,078	68,55,04,756	51,77,33,261	42,87,59,075

(a) Recorded under " Railway plant and rolling stock " prior to 1928-29.

UNITED KINGDOM—continued
EXPORTS THERE TO—continued

FOREIGN MERCHANDISE

ARTICLES	QUANTITY					VALUE				
	1927-28	1928-29	1929-30	1930-31	1931-32	1927-28	1928-29	1929-30	1930-31	1931-32
ANIMALS, LIVING . . . No.	77	68	81	76	115	£ 1,94,525	£ 1,19,615	£ 1,14,695	£ 86,455	£ 1,04,265
APPAREL (including DRAPERY, UNIFORMS, ACCOUTREMENTS, but excluding HOSIERY AND BOOTS AND SHOES) . Value	—	—	—	—	—	3,77,356	4,87,898	4,67,621	4,99,945	4,40,315
ARMS, AMMUNITION, AND MILITARY STORES—										
Firearms, and parts thereof . . . "	—	—	—	—	—	98,938	1,01,230	1,21,016	1,20,796	1,00,455
Other sorts . . . "	—	—	—	—	—	2,102	3,379	10,675	1,793	5,338
Total Arms, Ammunition, and Military Stores . . "	—	—	—	—	—	1,01,000	1,04,609	1,31,691	1,22,589	1,05,793
ART, WORKS OF (other than pictures) . . "	—	—	—	—	—	21,784	42,163	92,231	17,182	13,351
BOOKS, PRINTED, AND PRINTED MATTER (not being STATIONERY), including MAPS AND CHARTS . . . Cwts.	751	1,030	873	1,278	871	1,72,177	2,44,069	2,01,061	3,43,270	1,78,017
BOOTS AND SHOES . . . Pairs	5,642	624	849	2,089	11,339	12,011	7,092	6,144	11,883	12,266
BUILDING AND ENGINEERING MATERIALS other than OF IRON, STEEL OR WOOD . . . Value	—	—	—	—	—	80	2,567	4,343	13,513	3,016
CANES AND RATTANS . . . Cwts.	5	596	945	300	13,135	13,455
CHEMICALS AND CHEMICAL PREPARATIONS (excluding CHEMICAL MANURES AND MEDICINES) . . Value	—	—	—	—	—	18,595	10,362	9,395	4,982	15,199
CHINESE AND JAPANESE WARE (including LACQUERED WARE, but excluding MARBLEWARE AND PORCELAIN) . . "	—	—	—	—	—	27,094	37,032	27,078	31,980	51,402
CLOCKS AND WATCHES AND PARTS THEREOF . . "	—	—	—	—	—	12,537	3,938	6,132	4,521	4,797
COAL AND COKE . . . Tons	12,578	4,520	3,495	4,138	3,401	2,69,021	1,00,747	1,69,205	80,805	90,737
CORDAGE AND ROPE OF VMGIZABLE FIBRE (excluding JUTE AND COTTON) . . Cwts.	..	283	429	14	593	..	2,353	4,676	1,775	5,575
CUTLERY . . . Value	—	—	—	—	—	14,057	13,621	24,548	22,838	32,597
DRUGS AND MEDICINES (excluding CHEMICALS AND NARCOTICS)—										
Quinine salts . . . Lbs.	550	185	151	505	700	1,100	3,800	5,080	7,517	1,158
Other sorts . . . Value	—	—	—	—	—	43,520	23,483	26,738	23,200	3,439
Total Drugs and Medicines . . . "	—	—	—	—	—	44,620	32,283	31,818	30,717	9,647
DYEING AND TANNING SUBSTANCES—										
Allurine . . . Ebs.	230	..	10,825	150	..	3,016
Aniline . . . "	11,508	16,063	3,343	17,740	77	22,533	37,751	11,859	31,945	156
Other sorts . . . Value	—	—	—	—	—	1,400	5,825	810	1,402	22
Total Dyeing and Tanning substances . . "	—	—	—	—	—	24,133	43,576	20,685	33,347	178
EARTHENWARE AND PORCELAIN . . . "	—	—	—	—	—	27,010	31,393	61,921	45,150	34,602
ELECTROPLATED WARE . . "	—	—	—	—	—	22,364	22,205	41,313	35,984	26,002
FISH (excluding CANNED FISH)—										
Fishmaws and sharkfins Cwts.	205	105	223	253	371	43,850	21,000	51,800	55,300	51,945
FRUITS AND VEGETABLES . . Value	—	—	—	—	—	1,79,751	2,11,230	1,21,353	1,71,323	4,47,926

No. 13—continued
 UNITED KINGDOM—continued

EXPORTS THERETO—continued

FOREIGN MERCHANDISE—continued

ARTICLES	QUANTITY					VALUE				
	1927-28	1928-29	1929-30	1930-31	1931-32	1927-28	1928-29	1929-30	1930-31	1931-32
FURNITURE AND CABINET- WARE Value	—	—	—	—	—	£	£	£	£	£
GLASS AND GLASSWARE GRAIN PULVER AND FLOUR— Wheat Tons	4,195	..	1,966	63,104	49,492	29,910	96,817	2,27,914
GUMS AND RESINS— Arabic Cwts.	101	..	28	86	..	2,842	..	840	3,897	..
Olibanum or frankincense ..	161	160	586	582	..	6,026	6,250	19,958	19,614	..
Other sorts "	1,546	2,138	1,104	277	524	1,33,559	1,29,192	57,455	26,520	43,357
Total Gums and Resins . . "	1,808	2,283	1,718	945	524	1,43,026	1,35,442	78,251	50,021	43,357
HARDWARE (excluding CUTLERY AND ELECTRO- PLATED WARE) Value	—	—	—	—	—	4,81,710	6,54,538	7,09,320	4,96,876	5,39,894
HIDES AND SKINS, RAW— Skins, raw { Tons =No. =1,527,065	415	313	202	200	334	1,89,83,520	1,49,72,681	1,08,69,015	99,68,579	80,09,124
Hides raw { Tons =No. =1,816,645	5,400					
INSTRUMENTS, APPARATUS, AND APPLIANCES, AND PARTS THEREOF— Electrical Value	—	—	—	—	—	1,58,876	1,23,865	2,91,019	1,26,314	1,08,226
Musical— Talking machines and accessories "	—	—	—	—	—	8,695	6,758	20,881	1,45,269	91,007
Other sorts "	—	—	—	—	—	34,576	18,875	21,948	21,911	51,243
Total Musical Instruments . "	—	—	—	—	—	43,271	25,633	42,829	1,67,180	1,42,250
Optical "	—	—	—	—	—	2,735	3,540	1,604	8,637	1,085
Photographic "	—	—	—	—	—	1,29,651	12,696	23,321	31,820	42,653
Other kinds "	—	—	—	—	—	92,627	1,55,111	93,054	1,34,501	1,68,416
Total Instruments, Ap- paratus, and Appliances . . "	—	—	—	—	—	4,26,960	3,20,845	4,51,827	4,68,452	4,62,828
IVORY, UNMANUFACTURED Lbs.	3,772	3,744	2,652	1,051	78	27,349	27,993	17,927	6,085	358
" MANUFACTURED Value	—	—	—	—	—	1,585	..	6,585	161	582
Total Ivory	—	—	—	—	—	28,934	27,993	24,462	6,246	940
JEWELLERY (excluding IMITATION JEWELLERY AND PRECIOUS STONES AND PEARLS, UNSET), ALSO PLATE OF GOLD AND SILVER— Jewellery "	—	—	—	—	—	28,451	14,684	39,711	45,035	40,314
Plate of gold and silver . . "	—	—	—	—	—	1,49,544	99,793	1,50,832	2,39,064	2,31,927
Total Jewellery, also plate of gold and silver "	—	—	—	—	—	1,77,995	1,14,477	1,90,543	2,84,099	2,72,241
LEATHER— Hides and skins, tan- ned or dressed— Hides, tanned or dressed { Tons =No. =1	..	1	77	1,36,948	4,16,540	2,23,424	3,87,647	8,650
Skins, tanned or dressed { Tons =No. =25,809	8	7	9	25	1					
Unwrought Cwts.	5	4	8	17	8	3,448	989	2,793	3,062	3,096
Manufactures (exclud- ing boots and shoes) Value	—	—	—	—	—	39,641	33,504	88,989	45,719	39,031
Total Leather "	—	—	—	—	—	1,80,032	4,53,883	3,20,116	4,37,428	54,277
LIQUORS— Ale, Beer and Porter . Gals.	978	2,048	1,387	1,740	732	2,197	3,419	3,796	5,540	2,172
Brandy "	206	..	98	6	..	2,256	8	1,780
Whisky "	103	165	107	671	137	6,834	8,428	3,038	17,401	3,243
Wines "	67	29	67	80	314	1,440	280	1,500	7,896	5,982
Other sorts of Liquors . . "	225	35	64	231	124	7,887	972	1,164	3,399	775
Total Liquors "	1,483	2,274	1,831	2,722	1,405	18,504	9,099	11,754	34,144	13,952

UNITED KINGDOM—continued

EXPORTS THERE TO—continued

FOREIGN MERCHANDISE—continued

ARTICLES	QUANTITY					VALUE				
	1927-28	1928-29	1929-30	1930-31	1931-32	1927-28	1928-29	1929-30	1930-31	1931-32
MACHINERY AND MILLWORK—						£	£	£	£	£
Prime-movers (other than electrical) Value	—	—	—	—	—	27,545	37,515	1,51,147	65,494	9,431
Electrical machinery of all kinds " "	—	—	—	—	—	66,355	81,242	41,813	88,096	52,67
Other sorts of machinery " "	—	—	—	—	—	6,58,318	6,64,696	5,91,095	7,01,010	8,97,17
Total Machinery and Millwork " "	—	—	—	—	—	7,52,218	7,83,453	7,84,055	8,54,600	9,59,28
LATHES { Gross of boxes	..	5,200	9,152
METALS AND ORES—										
Brass, Bronze, and similar alloys and manufactures thereof, wrought Cwts.	3,982	684	3,731	225	54	1,17,711	40,219	1,45,574	12,094	10,53
Copper " "	1	24	249	14	8	62	1,180	13,600	760	46
Iron or Steel Tons	860	1,213	182	384	392	2,59,211	1,72,047	68,193	1,12,701	1,07,80
Lead Cwts.	40	106	..	7	..	700	3,568	10	800	5
Tin " "	..	261	12,387
Others Tons	144	246	98	63	36	1,04,731	1,76,939	71,127	87,997	27,12
Total Metals and Ores	1,203	1,518	474	459	431	4,82,415	4,06,338	2,98,504	1,64,352	1,45,97
OILS—										
Essential Gals.	8	2	241	145	..	425	300	2,750	3,253	..
Mineral " "	2,202,433	1,193,654	2,298,605	865,880	147,876	4,35,405	2,59,515	4,55,147	1,77,245	33,04
Vegetable, non-essential " "	4	120	33	12	15	16	400	38	14	5
Other kinds of oils " "	12	6
Total Oils	2,202,445	1,193,776	2,298,874	865,937	147,903	4,35,936	2,60,215	4,57,935	1,80,512	33,163
PAINTS AND COLOURS Cwts.	422	832	573	4,741	3,689	22,845	33,048	17,335	67,256	53,552
PAPER AND PAPERBOARD Value	—	—	—	—	—	5,431	10,454	928	1,230	1,26
PERFUMERY NOT BEING PERFUMED SPIRIT " "	—	—	—	—	—	12,895	847	1,598	3,198	230
PRINTING AND LITHOGRAPHING MACHINERY AND MATERIALS (excluding PAPER) " "	—	—	—	—	—	38,718	23,433	98,025	56,755	1,02,481
PRINTS, ENGRAVINGS, AND PICTURES " "	—	—	—	—	—	27,932	15,269	40,195	50,469	37,685
PROVISIONS AND OILMAN'S STORES (excluding FISH AND FRUITS AND VEGETABLES) Cwts.	319	599	519	811	1,185	35,998	1,20,095	88,181	1,36,183	1,99,082
RAILWAY PLANT AND ROLLING-STOCK* Value	—	—	—	—	—	49,861	—	—	—	—
RUBBER RAW AND MANUFACTURES " "	—	—	—	—	—	11,460	65,075	42,598	2,83,859	2,04,135
SHELLS AND COWRIES " "	—	—	—	—	—	71,326	99,447	60,507	23,340	1,797
SOAP Cwts.	46	107	70	51	80	2,618	5,396	2,765	2,354	3,118
SPICES " "	106	30	..	1	..	6,640	900	15	50	10
STATIONERY (excluding paper) Value	—	—	—	—	—	12,133	35,890	21,455	19,264	5,840
SUGAR—										
Sugar, 16 Dutch standard and above* Tons	201	—	—	40,173	—	—
TEXTILES—										
Cotton—										
Raw " "	1,653	270	565	21	27	26,50,757	3,75,204	7,66,434	24,303	24,525

* Discontinued from 1930-31.

No. 13—continued
UNITED KINGDOM—concluded
EXPORTS THERE TO—concluded

FOREIGN MERCHANDISE—concluded

ARTICLES	QUANTITY					VALUE				
	1927-28	1928-29	1929-30	1930-31	1931-32	1927-28	1928-29	1929-30	1930-31	1931-32
TEXTILES—continued										
Cotton—continued										
Twist and yarn . . . Lbs.	5,012	2,800	1,429	1,088	1,446	8,081	3,853	2,849	2,930	1,348
Manufactures—										
Hosiery . . . Value	—	—	—	—	—	630	675	980	2,395	635
Piece goods—										
Grey (unbleached) Yards	8,557	353	8,755	11,755	6,305	2,392	107	1,827	2,859	1,985
White (bleached) "	5,298	4,973	10,332	12,015	21,012	1,766	4,610	5,694	9,294	7,448
Coloured, printed, or dyed . "	37,895	38,094	65,195	83,053	1,074	15,897	20,588	30,561	39,858	785
Fents of all descriptions . "	7,325	8,130	14,038	5,260	..	5,060	2,455	2,375	1,301	..
Total Piecegoods . "	59,575	51,553	98,320	112,083	28,481	24,915	28,760	40,957	52,337	10,163
Thread, sewing . . . Lbs.	1,084	..	14,862	1,840	..	15,050
Other sorts of manufactures . . . Value	—	—	—	—	—	14,532	3,400	847	7,695	8,632
Total Cotton manufactures (including Twist and Yarn) . . . "	—	—	—	—	—	50,848	36,778	60,132	65,387	20,772
Flax—										
Manufactures . . . "	—	—	—	—	—	17,950	8,198	10,766	7,959	8,292
Haberdashery and Millinery . . . "	—	—	—	—	—	63,326	63,920	70,999	1,02,147	1,19,193
Silk—										
Manufactures . . . "	—	—	—	—	—	68,388	49,194	70,019	29,468	88,355
Wool—										
Raw . . . Lbs.	7,419,706	6,181,682	4,304,334	2,556,698	3,596,383	54,57,854	54,41,858	38,86,265	17,74,845	17,69,532
Manufactures—										
Piece goods . . . Yards	1,868	6,120	5,278	4,710	239	11,405	18,441	16,839	8,751	1,066
Other sorts . . . Value	—	—	—	—	—	51,76,963	50,57,720	37,31,810	17,32,072	21,87,361
Total Woolen manufactures . "	—	—	—	—	—	51,88,378	50,76,161	37,48,649	17,40,828	21,98,447
Other textiles—										
Manufactured . . . "	—	—	—	—	—	5,536	75,676	18,729	70,983	14,095
TOBACCO—										
Unmanufactured . . . Lbs.	3,120	18,844	2,750	13,477
Manufactured . . . "	10,972	6,690	15,414	4,499	7,193	31,588	40,261	43,265	18,524	28,100
TOYS AND REQUISITES FOR GAMES AND SPORTS (including FISHING TACKLE) other than FIRE-ARMS . . . Value	—	—	—	—	—	29,496	30,928	18,614	52,485	18,963
UMBRELLAS complete (including parasols and sun shades) . . . No.	12	..	4,260	3	4	30	..	7,400	44	35
VEHICLES (excluding LOCOMOTIVES, ETC., FOR RAILWAYS)—										
Carriages and Carts (including Railway carriages) and parts thereof . . . Value	—	—	—	—	—	2,06,190	2,26,400	1,74,291	2,77,477	2,77,814
Ships, parts of (including Launches and boats) . . . "	—	—	—	—	—	800	2,460	18,857	6,200	19,570
Other sorts . . . "	—	—	—	—	—	3,61,640	4,89,992	4,22,118	3,70,280	8,51,272
WOOD AND TIMBER—										
Manufactures of wood (other than furniture and cabinware) . . . "	—	—	—	—	—	4,87,430	11,45,684	6,96,190	8,67,353	7,69,209
Other kinds of wood and timber . . . "	—	—	—	—	—	500	2,260	15,150	15,067	605
Total Wood and Timber . . . "	—	—	—	—	—	4,87,930	11,69,594	7,11,340	8,82,420	7,69,814
POSTAL ARTICLES . . . "	—	—	—	—	—	7,338	5,898	36,477	3,811	1,19,657
ALL OTHER ARTICLES OF MERCHANDISE . . . "	—	—	—	—	—	1,21,065	1,67,284	1,36,806	1,38,315	1,62,054
GRAND TOTAL . . . "	—	—	—	—	—	3,88,59,104	3,32,42,505	2,62,29,180	2,09,23,413	1,92,40,931
GRAND TOTAL OF INDIAN AND FOREIGN MERCHANDISE . . . "	—	—	—	—	—	31,76,03,531	72,36,41,723	69,17,98,986	63,86,57,474	44,80,00,006

No. 13—continued

RUSSIA
IMPORTS THEREFROM

ARTICLES	QUANTITY					VALUE				
	1927-28	1928-29	1929-30	1930-31	1931-32	1927-28	1928-29	1929-30	1930-31	1931-32
CHEMICAL AND CHEMICAL PREPARATIONS— Soda Compounds . Cwts.	16,800	92,892	1,20,046	6,00,048
Machinery and Mill work . Value	—	—	—	—	—	..	5,418	..	20,419	40
OILS— Mineral— Kerosene (in bulk) Gals.	3,846,776	15,307,604	8,477,498	11,172,084	..	22,58,654	82,57,991	41,56,527	56,04,220	..
Other kinds . "	264	..	12	530	..	85
PAPER AND PASTE-BOARD— Paper— Packaging paper . Cwts.	145	1,388	453	202	181	1,678	22,845	5,176	8,250	3,100
SEEDS, ESSENTIAL . Tons	5	37	15	8,102	20,950	2,160
SUGAR— Sugar 23 Dutch Standard and above* . "	—	—	—	..	19,608	20,54,174
Best sugar . Tons	11,882	42,579	68,431	23,82,585	44,77,306	66,30,867
TEA-CHESTS, ENTIRE OR IN SECTIONS— Of wood . Value	—	—	—	—	—	87,713	1,00,348	1,09,689	42,995	27,055
WOOD AND TIMBER— Manufacture of wood other than furniture and cabinet ware . "	—	—	—	—	—	28,428	..	41,351	1,860	10,251
Other kinds of wood and timber . "	—	—	—	—	—	90,276	68,677	1,43,421	65,739	22,088
ALL OTHER ARTICLES OF MERCHANDISE . "	—	—	—	—	—	2,154	25,439	18,611	12,509	21,836
GRAND TOTAL . "	—	—	—	—	—	48,52,016	84,87,218	45,67,962	1,08,74,794	94,61,619

EXPORTS THERETO

INDIAN MERCHANDISE

ARTICLES	QUANTITY					VALUE				
	1927-28	1928-29	1929-30	1930-31	1931-32	1927-28	1928-29	1929-30	1930-31	1931-32
DYEING AND TANNING SUBSTANCES— Myrobalans . . Cwt	2,250	18,250	..
Other Sorts . Value	—	—	—	—	—	3,412	1,925	8,390	2,730	..
GRAIN, PULSE, AND FLOUR— Rice, not in the husk— Cleansed Rice . Tons	404	27	3,750	4,800	2,959	60,271	4,757	4,31,667	5,16,640	1,26,014
GUMS AND RESINS . Cwts.	278	7,450	..
HIDES AND SKINS, RAW . Tons	44	26	4	7	..	43,272	18,975	4,268	4,689	..
METALS AND ORES— Manganese ore . Tons	7,490	4,715	560	1,250	60,654
Seeds "	2	206	3,000	2,24,405
SPICES "	80	468	525	175	12	8,150	45,272	26,453	16,093	8,024
TEA, BLACK . Lbs.	6,332,862	4,138,702	5,298,614	6,243,748	8,458,351	34,23,757	23,71,548	27,40,177	35,32,176	16,39,350
TEXTILES— Cotton— Twist and Yarn . Lbs.	..	12,000	97,600	17,200	9,750	74,680	12,900	..
Hemp, raw . . . Cwts.	791	944	1,189	906	277	15,800	15,855	23,250	13,750	3,060
Jute, raw . . . Tons	499	1,815	3,011	1,65,982	4,00,566	5,20,423
" Manufactures— Gunny bags . No.	2,627,900	10,000	837,600	2,971,200	10,830,400	13,88,400	6,000	3,29,720	8,12,366	30,25,435
Rope and Twine . Cwts.	..	733	1,650	13,500	29,250
ALL OTHER ARTICLES OF MERCHANDISE . Value	—	—	—	—	—	8,000	3,180	38,000	464	4,969
GRAND TOTAL . "	—	—	—	—	—	49,51,062	24,90,742	39,92,489	53,42,463	55,47,580

FOREIGN MERCHANDISE

ARTICLES	QUANTITY					VALUE				
	1927-28	1928-29	1929-30	1930-31	1931-32	1927-28	1928-29	1929-30	1930-31	1931-32
Apparel (excluding hosiery and boots and shoes) . Value	—	—	—	—	—	6,750
Spices Cwts.	23	70	187	85	..	596	1,400	10,060	1,425	..
Tobacco— Unmanufactured . Lbs.	1,021	5,654
All other articles of Merchandise . Value	—	—	—	—	—	18	4,744	11,860	4,740	..
GRAND TOTAL . "	—	—	—	—	—	614	6,144	34,333	6,165	..
GRAND TOTAL OF INDIAN AND FOREIGN MERCHANDISE Value	—	—	—	—	—	49,51,076	24,90,886	40,20,822	53,48,633	55,47,580

* Separately recorded from 1930-31.

No. 13—continued
FINLAND
IMPORTS THEREFROM

ARTICLES	QUANTITY					VALUE				
	1927-28	1928-29	1929-30	1930-31	1931-32	1927-28	1928-29	1929-30	1930-31	1931-32
ROBBINS										
CHEMICALS AND CHEMICAL PREPARATIONS—										
Potassium Compounds—										
Chlorate	8,908	5,388	1,01,209	1,24,718
Other sorts	68,837	27,463
TOTAL CHEMICALS, ETC.									2,25,046	1,52,170
FURNITURE AND CABINET WARE										
METALS AND ORNS—										
Iron or Steel—										
Manufactures—										
Nails, rivets and washers, excluding wire nails	1	..	1	32	49	307	40	304	9,728	18,467
PAPER AND PASTEBOARD—										
Paper—										
Packing paper	4,068	5,180	7,219	4,031	3,038	74,928	71,537	80,501	51,011	35,835
Printing paper—										
News printing	5,458	7,018	24,514	18,649	19,659	79,040	81,416	3,23,126	2,01,620	2,21,077
Other sorts	3,036	5,376	10,050	11,959	11,543	42,060	71,587	1,42,574	1,40,180	1,31,055
Writing paper and envelopes										
Writing paper in large sheets	269	398	385	1,523	4,231	6,058	8,253	7,459	27,987	72,057
Other kinds of paper	497	449	192	246	513	8,677	6,134	2,414	3,373	10,253
Paper manufactures	..	368	484	126	29	..	3,307	5,003	1,008	1,369
Total Paper	14,223	18,789	42,844	36,534	39,018	2,10,761	2,42,204	5,61,077	4,85,288	4,73,145
Pasteboard, Millboard and Cardboard of all kinds	291	1,494	1,676	2,743	823	3,375	14,058	16,784	30,838	6,816
Total Paper and Pasteboard	14,514	20,283	44,520	39,277	39,841	2,14,136	2,56,262	5,77,861	6,16,116	4,79,962
PAPER MAKING MATERIALS—										
Pulp of wood	202	24,528	25,983	55,164	38,538	1,647	2,26,531	2,50,775	4,99,187	3,29,828
PROVISIONS AND OILMAN'S STORES										
Milk, condensed and preserved including milk cream	1,700	39,139
TEA-CHAMBERS, ENFIRE OR IN SECTIONS—										
Of wood										
WOOD AND TIMBER—										
Manufactures of wood other than furniture and cabinetware										
Other kinds of wood and timber										
POSTAL ARTICLES NOT SPECIFIED										
ALL OTHER ARTICLES OF MERCHANDISE										
						4
						2,480	5,422	4,323	9,108	6,245
GRAND TOTAL						3,98,206	6,45,420	11,14,448	16,63,435	13,93,777

EXPORTS THERETO

INDIAN MERCHANDISE

ARTICLES	QUANTITY					VALUE				
	1927-28	1928-29	1929-30	1930-31	1931-32	1927-28	1928-29	1929-30	1930-31	1931-32
DYEING AND TANNING SUBSTANCES—										
Myrobalan extracts	200	761	..	3,608	9,703	..
GRAIN, PULSES AND FLOUR—										
Rice, not in the husk—										
Cleaned rice	..	320	515	..	4,250	..	42,142	69,171	..	2,97,546
Other sorts	2,500	1,64,705
HIDES AND SKINS, RAW—										
Hides, raw—										
Buffalo hides	9	23	7	42	3	6,666	22,175	7,486	38,920	2,320
—No.	—1,575	—2,595	—1,235	—6,505	—700					
Cow hides	1,023	764	490	474	392	9,96,265	7,57,091	5,42,337	3,76,265	2,48,535
—No.	—195,875	—149,950	—90,825	—92,673	—82,710					
Calf skins—										
Cow calf skins	..	9	3	14,235	3,750
—No.	..	—3,400	—1,000					
Other skins	2	..	1	2,656	..	2,000
—No.	—2,500	..	—1,000					
Total Hides and Skins, raw	1,034	796	501	516	395	10,05,587	7,93,501	5,55,523	4,15,525	2,50,855
—No.	—199,950	—155,945	—94,060	—99,173	—83,410					
LAC	45	7	32	103	..	6,033	1,100	5,520	6,168	..
OILCAKES	244	28,852
SPICES	48	98	111	80	..	11,066	29,900	33,423	16,224	..
TEXTILES—										
Cotton piecegoods, grey—										
Drills and Jeans	10,019	7,201
Hemp, raw	262	6,500
Jute, raw	45	7,440	..
TOBACCO—										
Unmanufactured	50,000	75,791	..	32,523	36,848	13,963	28,355	..	2,376	4,500
ALL OTHER ARTICLES OF MERCHANDISE										
						..	50	4,000
GRAND TOTAL						10,66,847	8,94,948	7,04,190	4,57,430	7,21,606

FINLAND—continued

EXPORTS THERETO—continued

FOREIGN MERCHANDISE										
ARTICLES	QUANTITY					VALUE				
	1927-28	1928-29	1929-30	1930-31	1931-32	1927-28	1928-29	1929-30	1930-31	1931-32
TOTAL VALUE	—	—	—	—	—	R	R	R	R	R
GRAND TOTAL OF INDIAN AND FOREIGN MERCHANDISE Value	—	—	—	—	—	10,40,347	8,94,948	7,05,240	4,61,183	7,21,70

ESTHONIA

IMPORTS THEREFROM

ARTICLES	QUANTITY					VALUE				
	1927-28	1928-29	1929-30	1930-31	1931-32	1927-28	1928-29	1929-30	1930-31	1931-32
FURNITURE AND CABINET WARE—						R	R	R	R	R
Furniture of wood (other than bedsteads) Value	—	—	—	—	—	6,512	17,699	29,694	16,184	25,00
HARDWARE (excluding CUTLERY AND ELECTRO-PLATED WARE)	—	—	—	—	—	1,12,014	1,15,028	1,04,566	1,20,221	65,91
METALS AND ORBS—										
Iron or Steel—										
Manufactures—										
Nails, rivets, washers excluding wire nails Tons	36	29	33	37	17	25,048	21,528	26,852	31,438	15,51
Wire nails	29	34	42	48	23	6,291	7,188	8,111	9,196	4,51
Total Iron or Steel	65	63	75	85	40	31,339	28,716	34,963	40,634	20,01
PAPER AND PASTEBOARD—										
Paper—										
Printing paper—										
News printing Cwts.	166	371	9,235	6,451	1,505	1,860	5,483	1,18,191	77,589	16,00
Other sorts	—	2,791	2,365	2,104	611	—	40,298	35,394	27,915	6,41
Total of Printing paper	166	3,162	11,600	8,555	2,116	1,860	45,781	1,53,585	1,05,504	22,41
Writing paper in large sheets	—	—	3,093	187	4	—	—	61,436	3,824	22
Paper manufactures	—	—	240	104	51	—	—	13,154	3,044	1,34
Other kinds of paper	80	176	434	638	163	1,487	3,143	5,974	10,057	2,63
Total Paper and pasteboard	246	3,338	15,417	9,484	2,334	3,347	48,924	2,34,149	1,22,429	26,74
TEA CHESTS, ENTIRE, OR IN SECTIONS Value	—	—	—	—	—	6,55,299	6,04,774	7,18,314	8,90,615	5,89,90
WOOD AND TIMBER—										
Other kinds of wood & timber	—	—	—	—	—	6,475	1,38,482	11,445	9,310	78,11
Manufactures of wood, other than furniture and cabinet ware	—	—	—	—	—	83,271	1,06,858	1,16,315	1,11,262	44,79
AL. OTHER ARTICLES OF MERCHANDISE	—	—	—	—	—	628	411	—	2,270	5,41
GRAND TOTAL	—	—	—	—	—	8,98,880	10,60,892	12,49,446	13,12,925	8,46,01

EXPORTS THERETO

INDIAN MERCHANDISE

ARTICLES	QUANTITY					VALUE				
	1927-28	1928-29	1929-30	1930-31	1931-32	1927-28	1928-29	1929-30	1930-31	1931-32
HIDES AND SKINS, RAW—						R	R	R	R	R
Hides, raw—										
Cow hides	3	1	9	—	—	2,437	1,242	9,465	—	—
All other Articles of merchandise	650	250	1,350	—	—	—	—	—	—	2,00
GRAND TOTAL Value	—	—	—	—	—	2,437	1,242	9,465	—	2,00

FOREIGN MERCHANDISE

No. 13—continued
LATVIA
IMPORTS THEREFROM

ARTICLES	QUANTITY					VALUE				
	1927-28	1928-29	1929-30	1930-31	1931-32	1927-28	1928-29	1929-30	1930-31	1931-32
OILS—						R	R	R	R	R
Mineral oils . . . Gals.	18,000	111,047	60,595	14,181	1,25,022	67,856
PAPER AND PASTEBOARD—										
Packing paper . . . Cwts.	8,687	1,802	2,259	498	236	1,32,302	20,626	33,801	7,165	3,802
Printing paper . . . "	980	619	774	2,729	441	10,628	7,008	10,653	37,002	6,315
TEA CRISTS—										
Of wood . . . Value	—	—	—	—	—	21,232
WOOD AND TIMBER . . . "	—	—	—	—	—	30,520	2,25,610	3,01,438	2,90,421	1,86,776
ALL OTHER ARTICLES OF MERCHANDISE . . . "	—	—	—	—	—	4,610	16,198	4,827	12,838	11,011
TOTAL VALUE . . . "	—	—	—	—	—	1,92,191	3,94,459	4,38,862	3,46,921	2,07,404

EXPORTS THERETO

INDIAN MERCHANDISE

ARTICLES	QUANTITY					VALUE				
	1927-28	1928-29	1929-30	1930-31	1931-32	1927-28	1928-29	1929-30	1930-31	1931-32
HIDES AND SKINS—						R	R	R	R	R
Hides, raw
Cow hides { Tons =No.	..	2 =500	5,766
METALS AND ORES . . . Tons	146	6,524
SEEDS—										
Groundnuts . . . "	..	404	1,42,000
HEMP—										
Raw . . . Cwts.	..	487	7,950
ALL OTHER ARTICLES OF MERCHANDISE . . . Value	—	—	—	—	—	885
TOTAL VALUE . . . "	—	—	—	—	—	..	1,62,716	7,859

FOREIGN MERCHANDISE

Nil.

LITHUANIA

IMPORTS THEREFROM

ARTICLES	QUANTITY					VALUE				
	1927-28	1928-29	1929-30	1930-31	1931-32	1927-28	1928-29	1929-30	1930-31	1931-32
WOOD AND TIMBER . . . Value	—	—	—	—	—	65,051	2,23,446
GRAND TOTAL . . . "	—	—	—	—	—	65,051	2,23,446

EXPORTS THERETO—INDIAN MERCHANDISE

Nil.

FOREIGN MERCHANDISE

Nil.

No. 13—continued

GEORGIA

IMPORTS THEREFROM

ARTICLES	QUANTITY					VALUE				
	1927-28	1928-29	1929-30	1930-31	1931-32	1927-28	1928-29	1929-30	1930-31	1931-32
DYEING AND TANNING SUBSTANCES—						R	R	R	R	R
Dyes obtained from Coal tar—										
Aniline . . . lbs.	15,596	21,795
FRUITS AND VEGETABLES, DRIED, SALTED OR PRESERVED—										
Almonds . . . Tons	104	9	1,51,704	14,220	..
OILS—										
Mineral—										
Kerosene (in bulk) . . Gals.	15,654,571	27,495,456	20,786,624	22,049,237	24,020,825	80,54,026	1,50,39,846	1,06,99,260	1,21,85,621	1,12,86,874
STARCH AND FARINA—										
Farina and potato flour Cwts.	4,501	57,131
ALL OTHER ARTICLES OF MERCHANDISE . . Value	—	—	—	—	—	11,693	932	2,234	2,234	552
TOTAL VALUE ..	—	—	—	—	—	81,44,645	1,50,40,778	1,08,53,198	1,21,52,075	1,12,86,426

EXPORTS THERETO

INDIAN MERCHANDISE

ARTICLES	QUANTITY					VALUE				
	1927-28	1928-29	1929-30	1930-31	1931-32	1927-28	1928-29	1929-30	1930-31	1931-32
DYEING AND TANNING SUBSTANCES—						R	R	R	R	R
Turmeric . . . Cwts.	161	176	31	505	167	2,006	3,091	932	8,059	4,092
SEEDS, TEA . . . Tons	26	94	123	395	178	50,037	1,44,830	1,82,525	5,38,825	1,96,620
SPICES—										
Cardamom . . . Cwts.	..	46	2	3	14,844	450	450	..
Pepper . . . "	95	45	22	208	82	8,476	2,550	1,125	8,704	3,480
Ginger . . . "	84	31	42	449	54	1,953	937	1,275	18,712	1,582
Other sorts . . . "	30	1,315
TOTAL SPICES . . "	179	122	66	660	166	10,429	18,331	2,850	22,956	6,377
TEA—										
Tea, black . . . Lbs.	1,480,476	1,725,242	2,044,828	2,190,578	1,818,542	11,64,000	14,26,870	15,78,194	14,81,221	9,01,315
TEXTILES—										
Cotton—										
Twist and Yarn . . . "	..	17,600	..	39,200	46,800	..	10,500	..	21,000	28,525
Jute—										
Manufactures—										
Gunny bags . . . No.	..	7,500	3,403
ALL OTHER ARTICLES OF MERCHANDISE Value	—	—	—	—	—	6,058	12,680	340	1,000	24
GRAND TOTAL ..	—	—	—	—	—	12,32,430	16,10,755	17,64,831	20,73,061	11,51,963

FOREIGN MERCHANDISE

ARTICLES	QUANTITY					VALUE				
	1927-28	1928-29	1929-30	1930-31	1931-32	1927-28	1928-29	1929-30	1930-31	1931-32
TOTAL VALUE .	—	—	—	—	—	R	R	R	R	R
GRAND TOTAL OF INDIAN AND FOREIGN MERCHANDISE . . Value	—	—	—	—	—	..	2,555	..	1,305	625
	—	—	—	—	—	12,32,430	16,22,310	17,64,831	20,74,306	11,32,578

No. 13—continued

SWEDEN

IMPORTS THEREFROM

ARTICLES	QUANTITY					VALUE				
	1927-28	1928-29	1929-30	1930-31	1931-32	1927-28	1928-29	1929-30	1930-31	1931-32
BOBBINS . . . Value	—	—	—	—	—	R 7,058	R 11,002	R 4,474	R 5,874	R 2,962
BOOKS, PRINTED AND PRINTED MATTER not being STATIONERY including MAPS AND CHARTS. . . Cwts.	130	27	34	24	36	15,522	2,984	3,331	1,999	3,445
BUILDING AND ENGINEERING MATERIALS other than OF IRON, STEEL OR WOOD . . . Value	—	—	—	—	—	6,439	11,232	7,184	5,940	3,366
CHEMICALS AND CHEMICAL PREPARATIONS (excluding CHEMICAL MANURES AND MEDICINES)—										
Acids . . . Cwts.	..	2,629	4,725	2,252	..	30	43,622	67,454	27,717	..
Aluminous Sulphate . . "	..	9,814	7,377	11,341	9,407	..	33,693	28,401	34,770	30,051
Carbide of calcium . . "	2,734	1,827	3,178	3,003	990	41,367	27,507	52,392	50,660	14,834
Potassium compounds—										
Bichromate . . "	633	140	14	12	..	13,653	4,239	444	359	..
Chlorate . . "	8,991	6,733	25,076	6,455	12,455	1,64,895	1,19,751	4,37,306	1,17,516	2,88,897
Other sorts of chemicals . . Value	—	—	—	—	—	65,216	35,448	1,01,207	98,305	85,016
Total Chemicals and Chemical preparations, etc. . . "	—	—	—	—	—	2,85,161	2,64,260	6,87,304	3,27,884	4,18,841
GLASS AND GLASSWARE—										
Bottles and phials . Gross	8,567	9,046	8,577	9,926	4,061	1,18,488	1,16,324	1,18,224	1,33,611	59,503
Other glassware . . "	—	—	—	—	—	16,303	15,757	11,379	8,097	3,760
Total Glass and Glassware . . "	—	—	—	—	—	1,34,791	1,32,081	1,29,603	1,41,708	63,272
GLUE . . . Cwts.	661	414	520	481	260	30,528	15,164	20,328	19,403	11,948
HARDWARE, excluding CUTLERY AND ELECTRO-PLATEWARE—										
Builder's hardware such as locks, hinges, door bolts, etc. . Value	—	—	—	—	—	4,27,118	4,43,094	4,71,176	5,42,680	4,97,833
Domestic hardware other than enamelled ironware . . "	—	—	—	—	—	47,729	61,317	65,756	62,011	70,508
Gas mantles . . "	—	—	—	—	—	3,637	5,084	17,339	17,542	14,304
Implements and tools, other than agricultural implements and machine tools . . "	—	—	—	—	—	75,875	84,320	78,715	90,211	93,373
Lamps, metal . . No.	4,840	7,571	6,724	2,692	9,283	31,800	33,522	33,153	20,908	48,030
.. parts of . Value	—	—	—	—	—	23,279	14,098	5,731	11,013	12,808
Safes and strong box of metals . . Nos.	..	2,632	3,200	11,445	12,311
Stoves . . "	173,904	162,623	187,908	103,372	67,837	7,04,571	6,62,224	7,44,918	8,77,919	2,87,397
Other sorts . . Value	—	—	—	—	—	2,47,801	2,27,110	2,36,162	1,92,962	2,34,007
Total Hardware, excluding Cutlery, etc. . . "	—	—	—	—	—	15,61,310	16,47,214	16,66,255	13,15,546	12,20,350

No. 13—continued
 SWEDEN—continued
 IMPORTS THEREFROM—continued

ARTICLES	QUANTITY					VALUE				
	1927-28	1928-29	1929-30	1930-31	1931-32	1927-28	1928-29	1929-30	1930-31	1931-32
INSTRUMENTS, APPARATUS, AND APPLIANCES AND PARTS THEREOF—										
Electrical, etc.—										
Electric wires and cables Value	—	—	—	—	—	1,472	98	17,275	8,800	23,113
Telegraph and telephone instruments and apparatus	—	—	—	—	—	57,720	14,119	11,441	4,374	11,320
Switch Boards	—	—	—	—	—	..	15,420	5,850	11	2,487
Electrical goods and apparatus not enumerated	—	—	—	—	—	16,040	3,868	6,560	31,180	5,315
Total Electrical Instruments	—	—	—	—	—	75,232	33,505	40,626	44,805	42,085
Other kinds	—	—	—	—	—	9,520	6,871	29,302	12,123	14,784
Total Instruments, Apparatus, and Appliances, etc.	—	—	—	—	—	84,752	40,376	69,928	56,408	56,869
MACHINERY AND MILLWORK—										
Prime-movers (other than electrical)—										
Locomotives (excluding those for railways)—										
Oil engines No.	14	2	..	1	..	33,672	3,815	..	4,648	..
Railway locomotive engines and parts thereof Value	—	—	—	—	—	—	40,704	..	24,978	79,272
Other than Locomotives—										
Oil Engines No.	73	94	53	54	24	2,19,489	1,64,883	1,45,579	1,13,133	14,415
Parts of Oil Engines Value	—	—	—	—	—	41,301	32,443	29,893	27,157	21,885
Steam Engines No.	2	9	5	..	1	3,721	17,069	18,857	..	10,708
Electrical machinery of all kinds, etc.—										
Control and Switch-gear Value	—	—	—	—	—	1,290	12,373	23,236	15,508	67,431
Generators, alternators and dynamos	—	—	—	—	—	43,903	37,788	27,334	3,133	1,65,394
Motors	—	—	—	—	—	9,449	53,540	41,742	78,009	59,811
Transformers	—	—	—	—	—	13,771	22,166	1,01,304	29,237	17,360
Turbo-generating sets	—	—	—	—	—	12,800	1,09,910	..	2,908	..
Others	—	—	—	—	—	2,053	16,445	54,232	17,331	33,561
Machinery not being prime-movers or electrical machinery—										
Boilers	—	—	—	—	—	..	4,103	777	97	69,573
Metal working machinery, including machine tools	—	—	—	—	—	22,430	51,363	8,127	2,913	213
Paper Mill machinery	—	—	—	—	—	3,269	5,173	3,610	11,026	13,525
Rice and flour mill machinery	—	—	—	—	—	93	11,655	2,040	165	..
Textile machinery—										
Jute machinery	—	—	—	—	—	3,557	4,727	27,910	23,047	11,112
Other sorts of machinery	—	—	—	—	—	5,72,892	10,11,073	24,10,008	9,13,117	56,337
Total Machinery and Millwork	—	—	—	—	—	10,33,310	16,05,233	23,95,709	12,67,352	8,21,637
MATCHES—										
Safety Gross of boxes	1,907,270	915,115	693,250	292,220	92,395	20,78,072	10,03,223	7,39,139	2,09,036	63,307
Other sorts	1,027,853	428,450	192,699	67,500	8,750	11,70,033	5,01,536	2,39,453	83,699	11,562
Total Matches	2,935,123	1,343,565	885,949	359,720	101,145	32,48,110	15,04,759	9,78,592	3,52,735	74,869

† Recorded under " Railway plant and rolling stock " prior to 1928-29.

No. 13—continued
 SWEDEN—continued
 IMPORTS THEREFROM—continued

ARTICLES	QUANTITY					VALUE				
	1927-28	1928-29	1929-30	1930-31	1931-32	1927-28	1928-29	1929-30	1930-31	1931-32
METALS AND ORNS—						R	R	R	R	R
Brass, Bronze and similar alloys and manufactures thereof Uwts.	44	52	41	14	123	6,357	6,180	5,633	3,439	14,502
Copper—										
Unwrought—										
Tiles ingots, cakes bricks and slabs "	1,900	79,968
Iron—										
Bars and channels Tons	1,008	1,042	554	508	465	2,43,962	2,61,053	1,42,115	1,31,505	1,14,106
Other sorts "	7	9	21	1	..	1,470	1,724	4,300	365	..
Total Iron "	1,015	1,051	575	509	465	2,45,441	2,62,782	1,46,424	1,31,870	1,14,106
Steel—										
Bars (other than cast steel) "	741	859	850	561	662	2,33,520	2,67,420	2,61,040	1,55,540	1,37,563
Cast—										
Tool steel—										
Carbon "	13	20	12	6	4	6,323	9,377	5,656	2,733	2,103
Cast steel bars "	30	24	15	9,044	10,090	4,640
Other cast steel "	161	120	111	3	13	73,478	55,073	50,743	1,181	5,073
Others "	..	9	7	..	770	456	217	5,769
Total Steel "	945	1,032	988	570	686	3,27,370	3,42,780	3,23,435	1,59,032	2,00,613
Iron or Steel—										
Nails, rivets and washers (excluding wire nails) "	1,534	1,176	861	1,056	1,937	3,03,981	6,41,162	5,39,443	5,42,351	3,48,972
Wood screws "	38	23	40	179	333	20,019	15,053	24,200	1,04,250	2,13,512
Metal thread screws "	12	20	32	16	17	5,469	14,219	20,089	11,836	11,217
Total Screws "	50	54	72	195	350	25,488	29,272	45,108	1,16,136	2,24,729
Tubes, pipes and fittings wrought "	12	53	13	6	6	6,316	35,299	7,947	3,155	2,706
Wire nails "	1	17	12	266	73	..	7,127	3,261
Other manufactures "	29	32	21	16	13	9,190	14,330	7,317	3,165	7,301
Total Iron or Steel "	1,620	1,320	967	1,290	2,323	3,45,741	7,20,636	6,50,405	6,77,434	10,36,969
Zinc or Spelter—										
Wrought or manufactured Cwts.	735	909	..	22,634	6,366	..
Others "	10	..	290	403	332	2,998	..
Total Metals (excluding ores) Tons	3,723	3,406	2,532	2,425	3,430	15,27,351	13,32,731	11,26,220	9,81,739	14,16,090
ORNS—										
Mineral Gals.	..	392	9,075	342	22	..	2,023	16,639	1,140	43
PAINTS AND PAINTERS' MATERIALS—										
Paints and colours Cwts.	751	669	1,533	1,237	974	9,291	6,729	14,731	13,221	10,167
Painters' materials (other than paints and colours)—										
Turpentine—										
Genuine turpentine "	1,695	3,363	2,937	366	425	76,019	94,645	77,317	13,426	9,159
PAPER AND PASTEBOARD—										
Paper—										
Packing paper "	91,991	67,540	106,424	103,092	90,640	17,27,026	11,71,753	13,60,650	17,17,429	13,44,737
Printing paper—										
News printing "	13,233	21,266	33,253	24,333	43,479	2,04,180	2,55,232	4,21,316	3,07,405	4,53,073
Other sorts "	9,143	9,954	16,733	10,331	13,026	1,75,255	1,37,364	3,55,275	2,01,751	2,15,774
Writing paper and envelopes—										
Writing paper in large sheets "	3,513	9,731	9,233	9,437	3,621	1,73,037	2,03,691	1,93,754	2,00,711	1,71,406
Envelopes imported separately "	1,121	763	2,139	1,247	1,375	41,214	23,653	63,740	35,363	36,479
Other kinds of paper "	2,391	13,330	27,730	16,763	20,104	79,306	2,33,952	5,54,195	3,17,712	3,91,432
Paper manufactures "	4,312	5,375	5,203	3,532	1,510	1,37,516	2,04,141	2,02,163	1,39,352	33,127
Total Paper "	136,769	123,964	200,780	171,490	177,761	25,72,533	23,54,341	36,56,533	29,20,523	26,96,033

No. 13—continued
SWEDEN—continued

IMPORTS THEREFROM—concluded

ARTICLES	QUANTITY					VALUE				
	1927-28	1928-29	1929-30	1930-31	1931-32	1927-28	1928-29	1929-30	1930-31	1931-32
PAPER AND PASTEBOARD—contd.										
Pasteboard, Millboard and Cardboard of all kinds . Owts.	11,973	6,542	11,033	4,651	9,814	1,76,912	91,125	1,68,513	67,206	1,39,852
Manufactures of pasteboard "	3,326	322	749	327	..	55,038	6,501	12,618	6,521	20
Total Pasteboard "	15,299	6,864	11,782	4,978	9,814	2,31,950	97,626	1,81,131	73,727	1,39,872
Total Paper and Pasteboard ;	152,068	135,828	212,562	176,468	187,575	23,04,583	24,52,467	38,37,729	29,94,350	28,35,955
PAPER-MAKING MATERIALS—										
Pulp of wood Owts.	49,701	100,639	147,046	171,158	120,529	5,03,834	10,39,749	18,30,126	15,23,118	10,29,454
PITCH AND TAR—										
Stockholm tar and pitch "	1,193	866	864	890	917	14,088	8,945	12,173	11,638	8,761
PROVISIONS AND OILMAN'S STORES including FISH AND FRUITS AND VEGETABLES CANNED OR BOTTLED . Value	—	—	—	—	—	19,857	2,758	2,408	18,041	4,757
RAILWAY PLANT AND ROLLING STOCK†—										
Locomotive engines and tenders and parts thereof "	—	—	—	—	—	57,993	—	—	—	—
STATIONERY (excluding PAPER) "	—	—	—	—	—	104,589	1,75,024	3,76,249	3,61,806	2,66,430
TRUCKS, ENTIRE OR IN SECTIONS "	—	—	—	—	—	11,117	11,701	30,345	6,891	5,984
TELEPHONE, MATERIALS FOR CONSTRUCTION AND ACCESSORIES (excluding ELECTRICAL) "	—	—	—	—	—	1,462	2,334	1,528	11,497	606
VEHICLES, excluding LOCOMOTIVES, ETC., FOR RAILWAYS—										
Carriages and carts not mechanically propelled (excluding railway carriages, trucks, etc.) Value	—	—	—	—	—	1,344	6,296	101	3,034	2,519
Other kinds of vehicles "	—	—	—	—	—	2,009	45,895	26,963	20,507	42,237
Total Vehicles, excluding locomotives, etc., for railways "	—	—	—	—	—	3,353	51,891	27,064	23,541	44,756
WOOD AND TIMBER—										
Deal and pine wood Cubic Tons	3,820	1,694	1,160	1,337	1,268	4,48,843	1,93,196	1,45,579	1,55,948	1,36,607
Other kinds of wood and timber Value	—	—	—	—	—	3,78,214	3,16,272	3,59,891	27,192	1,55,691
Manufactures of wood, other than furniture and cabinetware "	—	—	—	—	—	94,470	1,95,501	1,23,485	60,892	59,356
POSTAL ARTICLES NOT SPECIFIED "	—	—	—	—	—	5,923	2,632	40	29	973
ALL OTHER ARTICLES OF MERCHANDISE "	—	—	—	—	—	27,650	55,363	48,430	61,084	54,463
GRAND TOTAL "	—	—	—	—	—	1,25,00,041	1,10,84,766	1,39,98,271	97,75,022	87,86,346

† Discontinued from 1928-29.

No. 13—continued
SWEDEN—concluded

EXPORTS THERETO

INDIAN MERCHANDISE

ARTICLES	QUANTITY					VALUE				
	1927-28	1928-29	1929-30	1930-31	1931-32	1927-28	1928-29	1929-30	1930-31	1931-32
COFFEE . . . Cwts.	279	377	1	37	250	R 24,502	R 30,685	R 80	R 2,812	R 13,250
COIL, manufactured (excluding rope) . . . Tons	87	42	5	16	51	18,522	13,740	1,680	5,556	12,035
DYEING AND TANNING SUBSTANCES—										
Myrobalsam . . . Cwts.	3,000	..	4,000	700	2,900	27,000	..	36,000	6,300	21,100
Myrobalsam extracts . . . "	5,007	722	500	540	108	73,434	9,219	6,376	6,885	1,077
FODDER, BRAN AND POLLARDS Tons	..	300	17,890
GRAIN, PULSE, AND FLOUR—										
Rice, not in the husk—										
Cleaned rice . . . "	1,100	4,000	7,712	8,851	2,000	1,56,440	5,88,000	9,23,019	7,63,937	1,56,805
Other sorts . . . "	2,900	4,77,650	..	25
Total Rice, not in the husk . . . "	4,000	4,000	7,712	8,851	2,000	6,34,090	5,88,000	9,23,044	7,63,937	1,56,805
Other sorts . . . "	96
Total Grain, Pulse, and Flour . . . "	4,000	4,000	7,712	8,851	2,000	6,34,090	5,88,096	9,23,044	7,63,937	1,56,805
HIDES AND SKINS, RAW—										
Hides, raw . . . { Tons	964	1,054	1,090	991	543	8,98,923	9,87,677	11,51,371	8,50,413	3,54,278
.. No.	—147,580	—145,835	—153,800	—139,838	—37,525					
Skins, raw . . . { Tons	4	26	44	69	34	7,463	38,000	69,110	1,01,073	35,708
.. No.	—6,750	—42,000	—69,734	—103,761	—55,600					
LAC—										
Button Cwts.	20	124	167	169	60	3,780	18,975	21,585	12,498	3,298
Shell "	2,883	3,176	3,010	4,969	2,822	4,51,091	4,25,738	3,55,520	2,99,154	1,30,620
METALS AND ORES—										
Brass, wrought . . . "	33	47	33	25	3	6,557	9,154	6,744	3,524	950
Chromite (chrome iron ore) Tons	100	592	4,200	20,171
Iron or Steel—										
Pig "	3,907	3,493	3,280	4,881	1,383	1,75,032	1,56,654	1,50,334	1,80,033	48,550
Manganese ore . . . "	1,000	800	300	2,500	..	34,250	8,000	8,200	75,000	..
MICA Cwts.	56	40	7,050	1,125
OIL CAKES Tons	..	1,276	609	1,388	1,394	..	1,35,892	56,977	1,33,643	94,833
SEEDS—										
Essential "	..	16	12,735
Non-essential—										
Groundnuts "	2,002	2,000	4,712	4,09,900	2,34,950	3,06,375
SPICES Cwts.	1,544	890	1,678	2,314	2,129	3,75,956	2,60,757	4,38,627	4,39,132	3,62,489
TEA, Black Lbs.	184	7,236	11,737	7,580	21,029	225	5,660	9,108	6,759	10,520
TEXTILES—										
Cotton, raw Tons	69	273	429	357	245	68,365	2,55,330	3,49,370	2,31,569	1,12,715
.. waste Cwts.	..	969	1,990	4,843	2,919	..	33,577	71,466	1,09,970	62,085
Hemp, raw "	3,250	6,694	6,790	5,026	5,790	50,990	1,12,020	1,02,466	63,680	68,590
Jute—										
Raw Tons	222	90	397	369	691	75,388	30,000	1,26,336	75,715	1,23,391
Manufactures—										
Gunny bags No.	25,000	29,000	65,000	10,000	27,215	13,450
Gunny cloth Yds.	170,000	26,037
WOOL, manufactures . . . Value	1,920	8,266	..	2,233	3,972
WOOD AND TIMBER—										
Teak wood Cubic Tons	..	73	35	41	30	..	22,200	10,500	12,450	8,000
ALL OTHER ARTICLES OF MERCHANDISE . . . Value	17,835	10,404	53,262	15,716	19,121
GRAND TOTAL . . . "	29,59,982	32,10,690	45,05,253	36,88,165	20,80,440

FOREIGN MERCHANDISE

ARTICLES	QUANTITY					VALUE				
	1927-28	1928-29	1929-30	1930-31	1931-32	1927-28	1928-29	1929-30	1930-31	1931-32
APPAREL (including DRAPERY, UNIFORMS, ACCOUTREMENTS BUT excluding HOSIERY AND BOOTS AND SHOES) . . . Value	R 2,700	R 2,355	R 7,050	R 15,700	R 6,540
HARDWARE (excluding CUTLERY AND ELECTROPLATED WARE) Value	668	1,322	..	445	1,445
MACHINERY AND MILLWORK . . . "	600	38,659	7,550	7,533	16,718
WOOLLEN MANUFACTURES . . . "	100	2,765	1,680	..	24,470
ALL OTHER ARTICLES OF MERCHANDISE . . . "	3,864	3,866	2,588	11,811	6,278
GRAND TOTAL . . . "	7,930	46,467	13,719	35,439	55,451
GRAND TOTAL OF INDIAN AND FOREIGN MERCHANDISE . . . "	29,87,892	32,57,157	45,24,972	37,23,654	21,36,891

No. 13—continued
NORWAY
IMPORTS THEREFROM

ARTICLES	QUANTITY					VALUE				
	1927-28	1928-29	1929-30	1930-31	1931-32	1927-28	1928-29	1929-30	1930-31	1931-32
BOBBINS . . . Value	—	—	—	—	—	R	R	R	R	R
BUILDING AND ENGINEERING MATERIALS, other than OF IRON, STEEL OR WOOD—						12,391	605	5
Cement . . . Tons	161	748	695	560	243	7,850	34,134	28,888	28,526	13,0
CHEMICALS AND CHEMICAL PREPARATIONS (excluding CHEMICAL MANURES AND MEDICINES)—										
Nitric Acid . . . Cwts.	3,273	63,9
Carbide of Calcium . . "	35,276	26,669	35,387	24,570	8,695	5,50,344	4,19,896	5,32,155	4,10,437	1,44,6
Other sorts of Chemicals Value	—	—	—	—	—	25,093	2,331	21,701	9,316	1,6
Total Chemicals and Chemical preparations, etc. . . "	—	—	—	—	—	5,75,487	4,22,227	5,53,856	4,28,753	2,10,1
DRUGS AND MEDICINES . . "	—	—	—	—	—	477	18,255	1,25,042	76,646	1,13,8
FURNITURE AND CABINETWARE—										
Mouldings . . . "	—	—	—	—	—	..	2,646	11,613	20,002	26,7
GLASS AND GLASSWARE—										
Bottles and phials . . Gross	592	798	6,370	11,391	..	106	..
Other glassware . . Value	—	—	—	—	—	9,536	3,800	1,515	..	3
Total Glass and Glassware . . "	—	—	—	—	—	15,906	15,191	1,515	106	3
HARDWARE, excluding OUTLETRY AND ELECTROPLATED WARE . . "	—	—	—	—	—	81,046	1,02,652	91,610	81,750	68,8
INSTRUMENTS, APPARATUS, ETC., . . "	—	—	—	—	—	3,094	1,467	1,016	13,381	2,31
MACHINERY AND MILLWORK . . . "	—	—	—	—	—	4,030	56,795	23,074	16,282	3,24
MANURES . . . Tons	..	25	196	229	313	..	3,096	25,698	30,314	40,36
MATCHES . . . Gross of boxes	87,793	81,639
METALS AND ORES—										
Aluminium—										
Unwrought—										
Ingots, blocks, bars, etc. . Cwts.	40	20	2,386	1,372
Wrought—										
Circles . . . "	299	23,039	..
Copper ore . . . Tons	5,597	2,06,346
Ferro-alloys (a) . . "	297	230	77,722	67,06
Iron—										
Pig . . . "	549	6	1,45,860	1,625
Steel . . . "	2	17	6	1	1	266	7,196	1,889	73	12
Iron or steel—										
Nails, rivets, and washers (excluding wire nails) . . "	2,316	2,026	2,259	1,758	1,083	9,56,709	9,04,760	7,71,704	5,49,975	3,36,59
Others . . . Cwts.	880	120	1,000	..	14	15,245	3,185	12,437	23	1,84
Total Metals and Ores . . Tons	3,413	2,656	7,912	2,066	1,368	11,20,966	9,18,138	9,94,936	6,50,835	4,05,62
OILS—										
Animal—										
Fish oil . . . Gals.	..	13,024	12,500	55,237	58,491	..	30,513	20,219	1,04,574	55,54
PAPER AND PASTEBOARD—										
Paper—										
Packing paper . . . "	16,306	9,245	10,195	18,039	3,247	3,25,900	2,09,226	2,05,631	2,34,469	1,18,70
News printing . . . "	145,544	121,591	202,622	204,394	117,367	17,35,412	14,20,609	26,14,215	24,23,315	13,53,971
Other sorts . . . "	27,943	76,391	56,087	36,911	13,262	3,34,082	9,18,699	7,97,107	5,37,247	1,58,96
Writing paper in large sheets . . "	32,534	43,956	65,174	35,033	27,316	7,61,505	9,65,466	14,05,860	7,56,950	6,07,360
Note and letter paper and envelopes . . "	81	591	439	..	79	1,962	13,901	11,210	..	1,557
Other kinds of paper . . "	7,216	8,939	3,532	11,861	11,777	1,53,339	1,86,553	2,11,060	2,33,036	2,60,534
Paper manufactures . . "	116	5	1	..	45	3,231	635	15	..	761
Total Paper . . . "	229,740	260,768	343,100	301,733	173,093	34,16,121	37,15,139	52,45,098	42,33,017	25,07,916
Pasteboard, Millboard and Cardboard of all kinds . . "	656	1,134	2,392	2,542	3,936	12,367	22,307	44,327	49,634	66,631
Manufactures of Pasteboard, Millboard and Cardboard . . . "	113	..	89	22	..	1,840	..	1,649	514	..
Total Paper and Pasteboard . . "	230,509	261,902	345,581	304,352	182,079	34,30,223	37,37,440	52,91,074	42,88,165	25,74,547
PAPER-MAKING MATERIALS—										
Pulp of wood . . . "	269,373	213,303	267,995	174,616	100,796	27,57,997	19,78,667	24,30,645	16,34,110	8,75,711

(a) Separately recorded from 1930-31.

No. 13—continued

NORWAY—continued
IMPORTS THEREFROM—continued

ARTICLES	QUANTITY					VALUE				
	1927-28	1928-29	1929-30	1930-31	1931-32	1927-28	1928-29	1929-30	1930-31	1931-32
PROVISIONS AND OILMAN'S STORES (including FISH AND FRUITS AND VEGETABLES, CANNED OR BOTTLED)—						R	R	R	R	R
Canned and bottled provisions—										
Tinned or Canned Fish . Cwts.	1,508	673	468	835	421	60,559	35,624	34,051	66,565	25,077
Others " "	388	204	168	233	116	26,148	12,858	10,844	18,123	6,032
Milk, condensed and preserved, including milk cream " "	—	—	—	—	—	—	—	—	—	—
Other sorts of Provisions . Value	2,670	4,722	5,863	14,972	5,404	1,91,479	2,75,259	3,92,850	8,53,197	1,98,540
						795	16,474	17,792	45,527	19,267
Total Provisions and Oilman's stores "	—	—	—	—	—	2,84,976	3,40,215	4,61,637	9,83,412	3,46,966
STONE AND MARBLE . Tons	723	..	15	54,447	..	3,080
TALLOW AND STEARINE . Cwts.	1,209	980	468	35,386	27,218	11,395
TOYS AND REQUISITES FOR GAMES AND SPORTS, including FISHING TACKLE . Value	—	—	—	—	—	1,68,535	1,14,593	1,16,482	93,769	96,731
WOOD AND TIMBER—										
Timber other than Railway Sleepers—										
Deal and pine wood . Cubic Tons	292	286	376	112	25	35,292	34,000	21,200	13,545	2,797
Other kinds of wood and timber . Value	—	—	—	—	—	4,213	1,552	..
Manufactures of wood, other than Furniture and Cabinet Ware "	—	—	—	—	—	2,894	1,660	1,040	4,023	3,816
Total Wood and Timber "	—	—	—	—	—	42,399	35,660	22,240	19,120	6,613
POSTAL ARTICLES NOT SPECIFIED ALL OTHER ARTICLES OF MERCHANDISE "	—	—	—	—	—	459	3,211	142	..	1
	—	—	—	—	—	24,595	59,443	15,008	31,303	3,914
GRAND TOTAL "	—	—	—	—	—	87,01,958	78,98,062	1,02,91,648	85,52,054	48,47,410

EXPORTS THERETO

INDIAN MERCHANDISE

ARTICLES	QUANTITY					VALUE				
	1927-28	1928-29	1929-30	1930-31	1931-32	1927-28	1928-29	1929-30	1930-31	1931-32
COFFEE Cwts.	16,021	13,665	12,263	15,297	16,909	12,11,545	10,96,705	9,48,989	9,56,071	946,462
COIR, MANUFACTURED (excluding ROPE) . Tons	162	118	147	89	114	47,862	33,774	47,295	24,690	27,680
Dyeing and Tanning Substances . Cwts.	..	253	..	1,700	680	..	4,802	..	15,300	9,297
FIBRE FOR BRUSHES AND BROOMS . Tons	20	30	25	30	26	8,220	12,210	10,605	12,540	10,810
FODDER, BRAN AND POLLARDS "	550	1,687	450	1,539	2,667	18,662	87,461	14,720	31,271	82,162
GRAIN, PULSE AND FLOUR—										
Rice, not in the husk "	..	250	475	600	84,247	92,921	74,596	..
HIDES AND SKINS, RAW—										
Hides, raw { Tons 363 487 740 541 563 } 3,56,781 4,88,884 7,85,213 4,25,489 3,31,141										
	{ =No. =56,225 =68,230 =100,795 =74,758 =75,493 }									
Skins, raw { Tons .. 6 } .. 7,500										
	{ =No. .. =10,000 }									
LAC—										
Shell Cwts.	184	550	503	600	526	28,441	77,405	57,134	40,690	46,070
METAL AND ORES—										
Iron or steel—										
Pig Tons	356	212	463	363	90	16,039	9,142	21,849	13,379	3,153
Chromite (chrome iron ore) "	..	300	..	4,260	12,000	..	1,27,770	..
Manganese ore "	470	567	2,300	5,000	3,500	11,975	17,018	50,300	1,75,000	98,000
OIL CAKE—										
Linseed Cake "	..	75	25	9,000	2,720
SEEDS—										
Groundnuts Tons	3,969	9,514	4,989	9,19,898	14,69,070	9,01,849
Rape "	160	316	600	1,000	800	29,652	65,221	1,36,000	1,88,000	1,04,000
SPICES Cwts.	308	464	495	566	208	82,482	1,07,643	1,10,594	1,17,258	31,869
TEXTILES—										
Cotton, raw Tons	43	5	..	25	80	35,850	5,250	..	14,450	16,150
" Waste Cwts.	921	628	19,460	14,680
Hemp, raw "	161	..	200	812	105	3,850	..	3,500	10,000	1,200
Jute—										
Raw Tons	748	424	310	624	400	2,49,388	1,51,356	96,414	1,32,005	99,860
Manufactures—										
Gunny bags No.	906,100	280,700	807,000	1,878,400	1,895,500	3,79,375	1,36,292	2,01,987	5,80,814	4,85,155
" cloth Yards	2,166,000	2,157,500	2,402,100	5,765,200	6,539,450	5,98,485	5,77,325	5,64,945	12,92,725	12,73,880
Wool—										
Carpets and rugs Lbs.	8,717	5,550	2,148	17,151	8,260	2,812
TOBACCO—										
Unmanufactured "	..	39,944	..	137	14,979	..	73	..
ALL OTHER ARTICLES OF MERCHANDISE . Value	—	—	—	—	—	5,492	17,965	8,915	3,816	9,047
GRAND TOTAL "	—	—	—	—	—	30,97,900	29,75,045	41,79,949	57,23,907	44,30,247

NORWAY
DENMARK

No. 13—continued
NORWAY—concluded
EXPORTS THEREOF—continued

FOREIGN MERCHANDISE

ARTICLES	QUANTITY					VALUE				
	1927-28	1928-29	1929-30	1930-31	1931-32	1927-28	1928-29	1929-30	1930-31	1931-32
						R	R	R	R	R
GRAND TOTAL Value	—	—	—	—	—	1,773	3,293	8,830	1,350	2,450
GRAND TOTAL OF INDIAN AND FOREIGN MERCHANDISE	—	—	—	—	—	39,99,673	29,78,383	41,85,779	57,25,257	44,32,697

DENMARK

IMPORTS THEREFROM

ARTICLES	QUANTITY					VALUE				
	1927-28	1928-29	1929-30	1930-31	1931-32	1927-28	1928-29	1929-30	1930-31	1931-32
BUILDING AND ENGINEERING MATERIALS, other than OF IRON, STEEL, OR WOOD—						R	R	R	R	R
Cement Tons	225	1,077	2,886	1,388	2,137	12,360	46,500	1,12,194	58,546	86,600
Other kinds Value	—	—	—	—	—	..	9,238	878	8,101	4,868
Total Building and Engineering materials	—	—	—	—	—	12,360	55,738	1,13,072	61,647	90,968
HARDWARE, excluding CUTLERY AND ELECTROPLATED WARE	—	—	—	—	—	6,174	40,687	17,102	19,106	42,641
INSTRUMENTS, APPARATUS, AND APPLIANCES AND PARTS THEREOF—										
Electrical, including telegraph and telephone apparatus, not being machinery	—	—	—	—	—	4,675	11,736	10,029	10,010	31,623
Other kinds	—	—	—	—	—	4,086	2,112	3,028	7,576	6,219
Total Instruments, etc.	—	—	—	—	—	8,761	13,848	13,057	17,586	37,842
LIQUORS including DENATURED AND PERFUMED SPIRITS—										
Ale, beer and porter Gals.	8,606	17,700	4,291	14,705	24,536	23,378	53,253	10,989	37,215	61,586
Spirit	1,267	1,839	1,009	1,153	370	26,854	23,746	20,447	23,425	7,765
MACHINERY AND MILLWORK—										
Prime-movers other than electrical Value	—	—	—	—	—	174	44,515	2,556	23,974	8,893
Electrical—										
Motors	—	—	—	—	—	..	64,528	20,837	703	3,903
Others	—	—	—	—	—	4,047	..	14,829	5,382	11,029
Total Electrical machinery	—	—	—	—	—	4,047	64,528	35,716	6,585	14,932
Machinery not being prime-movers or electrical machinery—										
Metalworking machinery	—	—	—	—	—	22,063	117	6,034	14,246	12,319
Refrigerating machinery	—	—	—	—	—	19,300	12,334	7,793	2,558	5,376
Rice and flour mill machinery	—	—	—	—	—	5,124	25,725	46,168	40,653	32,956
Other sorts of machinery	—	—	—	—	—	3,08,798	9,99,133	5,34,663	1,10,639	1,37,600
Total Machinery and Millwork	—	—	—	—	—	3,59,606	11,46,352	6,32,935	1,93,655	2,12,076

No. 13—continued
DENMARK—continued
IMPORTS THEREFROM—continued

ARTICLES	QUANTITY					VALUE				
	1927-28	1928-29	1929-30	1930-31	1931-32	1927-28	1928-29	1929-30	1930-31	1931-32
METALS AND ORES—						R	R	R	R	R
Steel—										
Angle and tee Tons	209	25,609
Bars "	729	1	88,244	115
Cast "	119	16,918
Total Steel "	938	1	119	1,18,758	115	16,918
Iron or Steel—										
Bolts and nuts "	..	5	1	17	2,670	1,488	4,076	600
Bails, chairs and fishplates "	597	54,716
Wire Nails "	..	252	183	39,581	23,359
Other manufactures of iron or steel "	8	4	8	17	29	1,790	2,509	5,778	8,509	11,940
Total of Iron or Steel "	600	261	142	34	29	56,506	44,760	30,615	12,585	12,540
Other metals "	2	..	1	..	802	2,559	..	594
Total Metals (excluding Ores) "	1,538	262	144	34	149	1,70,259	45,177	33,174	12,585	30,047
OILS—										
Animal—										
Fish Oil Gallons	4,804	13,689	11,669	24,138
Paper and Paste board Cwts.	133	170	215	120	754	3,008	2,583	4,504	2,266	11,174
PROVISIONS AND OILMAN'S STORES (including FISH AND FRUITS AND VEGETABLES, CANNED OR BOTTLED)—										
Bacon and hams Cwts.	17	31	169	227	408	2,067	4,386	22,578	28,596	41,034
Butter (including canned) "	610	335	446	300	260	1,31,125	74,121	89,304	58,326	45,705
Vegetable Products "	761	55	2,086	7,170	11,773	33,800	2,061	78,005	2,67,276	4,17,965
Milk, condensed and preserved including milk cream "	12,667	11,490	4,666	8,649	9,563	3,54,241	3,36,651	1,80,725	2,95,932	2,47,656
Other sorts of provisions Value	—	—	—	—	—	3,633	4,512	2,796	67,213	4,23,089
Total Provisions and Oilman's stores "	—	—	—	—	—	5,24,766	4,21,781	3,78,403	7,17,343	12,25,440
RAILWAY PLANT AND ROLLING STOCK—										
Carriages and parts thereof "	—	—	—	—	—	23,935	—	—	—	—
Wagons and parts thereof "	—	—	—	—	—	22,240	—	—	—	—
Locomotive engines and tenders and parts thereof "	—	—	—	—	—	—	—	—	—	—
Sleepers and keys of steel or iron Tons	1,184	—	—	—	—	1,26,120	—	—	—	—
Total Railway Plant Value	—	—	—	—	—	1,72,345	—	—	—	—
SOAP—										
Toilet soap Cwts.	275	107	255	186	542	14,110	5,901	14,252	6,609	18,160
Stationery excluding Papers "	—	—	—	..	—	83	1,368	544	396	44,922
POSTAL ARTICLES NOT SPECIFIED "	—	—	—	—	—	772	134	53	2	4
ALL OTHER ARTICLES OF MERCHANDISE "	—	—	—	—	—	19,516	15,818	15,543	10,437	27,610
GRAND TOTAL "	—	—	—	—	—	13,41,895	13,31,279	12,49,075	11,18,931	18,34,432

No. 13—continued
DENMARK—continued

EXPORTS THEREOF

INDIAN MERCHANDISE

ARTICLES	QUANTITY					VALUE				
	1927-28	1928-29	1929-30	1930-31	1931-32	1927-28	1928-29	1929-30	1930-31	1931-32
COFFEE Cwts.	3,206	1,710	..	811	1,804	2,60,874	1,31,863	..	52,785	81,800
COKE, MANUFACTURED (excluding BOPM) Tons	68	21	46	43	49	23,208	6,576	17,537	10,740	11,607
DYEING AND TANNING SUBSTANCES—										
Myrobalan extracts Cwts.	1,087	200	764	1,002	800	21,980	2,551	9,750	12,700	2,997
Other sorts "	99	957	378	406	478	1,498	12,280	11,526	6,895	8,288
FIBRE FOR BRUSHES AND BROOMS Tons	94	45	38	75	110	39,620	18,006	18,200	34,532	50,024
Fruits and vegetables Value	1,250	831	6,118
HIDES AND SKINS, RAW—										
Hides, Raw—										
Buffalo hides { Tons	2	12	4	3	..	2,100	8,598	3,150	2,250	..
Buffalo hides { =No.	=400	=960	=320	=300	..					
Cow hides { Tons	4	14	6	3,187	9,555	6,644
Cow hides { =No.	=500	=1,332	=1,150					
KAPOK Cwts.	..	299	235	470	582	..	11,628	11,150	17,203	17,881
LAC—										
Shell "	216	577	994	1,812	1,099	32,046	78,998	1,13,244	1,07,087	49,861
METALS AND ORES—										
Brass, Bronze, and similar alloys, wrought "	81	94	80	28	17	5,449	10,680	4,200	3,582	2,518
OILS—										
Vegetable non-essential castor gals.	1,120	1,120	12,320	2,150	1,974	17,296
OIL CAKES—										
Groundnut cake Tons	250	11,250
Cotton cake "	3,800	1,000	3,87,500	55,000
SEEDS—										
Non-essential—										
Groundnuts "	..	10	2,718	900	4,133	..	3,603	5,57,661	1,72,020	5,47,550
Poppy "	68	15	..	7	..	21,541	5,250	..	1,940	..
Other sorts "	2
Total Seeds, non-essential "	68	25	2,718	907	4,133	21,541	8,855	5,57,661	1,73,960	5,47,550
SPICES Cwts.	799	374	548	947	847	1,51,531	88,592	1,21,346	1,56,022	40,684
TEA, BLACK Lbs.	5,627	5,550	8,728	8,835	4,998	6,917	7,254	8,868	9,659	6,015
TEXTILES—										
Cotton, raw Tons	39	10	30	79	5	41,745	7,680	23,780	48,844	2,362
" waste Cwts.	115	1,848	2,390	27,918
Hemp (chiefly sann), raw "	7,377	3,658	6,621	10,421	7,924	1,23,879	68,125	1,03,574	1,31,661	94,488
JUTE—										
Raw Tons	49	511	15,500	61,470
Manufactures—										
Gunny bags No.	195,000	65,200	1,650,118	985,200	370,800	77,450	30,712	5,20,826	2,98,395	86,540
" cloth Yds.	..	30,500	40,000	749,000	1,019,500	..	9,749	13,475	1,12,845	1,58,236
Wool—										
Carpets and rugs Lbs.	10,290	..	3,136	12,058	..	3,271
TOBACCO UNMANUFACTURED "	..	34,348	..	26,100	29,820	..	11,890	..	5,898	11,845
WOOD AND TIMBER—										
Timber, other than Railway Sleepers—										
Teak wood Cubic Tons	..	32	..	112	39	..	10,080	..	33,457	11,700
ALL OTHER ARTICLES OF MERCHANDISE Value	6,277	10,967	9,652	8,711	14,128
GRAND TOTAL "	8,31,160	5,44,969	15,70,214	15,80,421	13,89,184

No. 13—continued
DENMARK—concluded
EXPORTS THERE TO—continued

FOREIGN MERCHANDISE

ARTICLES	QUANTITY					VALUE				
	1927-28	1928-29	1929-30	1930-31	1931-32	1927-28	1928-29	1929-30	1930-31	1931-32
FRUITS AND VEGETABLES Value	—	—	—	—	—	R 13,000	" 11,230	R ..	R ..	R ..
INSTRUMENTS, APPARATUS AND APPLIANCES AND PARTS THEREOF	—	—	—	—	—	3,375	12,355	..	12,000	500
MACHINERY AND MILLWORK	—	—	—	—	—	3,100	24,150	12,100	4,472	3,078
ALL OTHER ARTICLES OF MERCHANDISE	—	—	—	—	—	1,316	7,470	1,909	6,940	3,178
GRAND TOTAL	—	—	—	—	—	20,791	55,255	14,009	28,421	6,756
GRAND TOTAL OF INDIAN AND FOREIGN MER- CHANDISE	—	—	—	—	—	8,51,971	6,00,214	15,84,223	16,03,842	13,89,880

POLAND (including Dantzig)
IMPORTS THEREFROM

ARTICLES	QUANTITY					VALUE				
	1927-28	1928-29	1929-30	1930-31	1931-32	1927-28	1928-29	1929-30	1930-31	1931-32
EARTHENWARE AND PORCE- LAIN Value	—	—	—	—	—	R 14,932	R 756	R 673	R 115	R ..
FURNITURE AND CABINETWARE— Furniture of wood	—	—	—	—	—	18,787	12,888	13,958	21,200	28,209
Mouldings	—	—	—	—	—	50,450	1,02,434	35,871	46,744	21,542
HARDWARE excluding CUT- LERY AND ELECTROPLAT- ED WARE— Enamelled ironware	—	—	—	—	—	23,041	59,481	5,666	1,879	..
MACHINERY AND MILLWORK— Electrical Machinery	—	—	—	—	—	..	19,133	.. 873	..	15,959
Cotton Machinery	—	—	—	—	—	1,318
METALS AND ORES— Iron or Steel— Bolts and nuts. Tons	—	—	—	90	—	23,488	2
Tubes, pipes and fit- tings, wrought. "	80	1,796	1,704	5,762	1,384	10,902	3,47,357	4,03,365	16,94,687	3,55,729
Zinc or Spelter Cwts.	887	160	4,123	3,274	4,896	24,093	1,983	1,03,188	50,704	59,592
SUGAR— Sugar, 16 Dutch Standard and above Tons	440	—	—	60,412	—	—
Beet Sugar	2,864	1,580	12,992	22	..	3,11,850	1,90,308	15,85,127
TEXTILES— Cotton— Twist and yarn	..	19,900	25,506
Manufactures— Piecegoods— Coloured, printed or dyed Yards	9,508	..	40,807	13,001	1,965	6,839	..	37,041	5,488	1,035
Silk— Yarn, nolls and warps Lbs.	4,180	15,735	..
Wool— Manufactures— Yarns and knitting wool(a)	52,531	38,794	..	—	—	2,27,089	1,72,600	..	—	—
Worsted yarn for weaving	66,921	2,10,336	253,558	2,08,337	4,45,220	3,96,110
Knitting wool	3,367	26,533	75,120	11,066	42,049	1,17,438
Piecegoods Yards	1,009	3,309	30,402	26,180	18,576	2,308	23,501	75,054	34,547	26,010
Artificial Silk— Artificial silk yarn	6,000	2,000	10,040	1,818
WOOD AND TIMBER Value	—	—	—	—	—	50,682	1,02,219	1,84,780	3,12,392	2,55,406
ALL OTHER ARTICLES OF MER- CHANDISE	—	—	—	—	—	11,200	20,388	55,862	42,643	17,319
GRAND TOTAL	—	—	—	—	—	5,23,432	8,88,249	14,47,029	31,42,125	28,32,798

EXPORTS THERE TO

INDIAN MERCHANDISE

ARTICLES	QUANTITY					VALUE				
	1927-28	1928-29	1929-30	1930-31	1931-32	1927-28	1928-29	1929-30	1930-31	1931-32
GRAIN, PULSES AND FLOUR— Rice not in the husk Tons	11,200	12,450	10,000	40,581	74,288	R 13,27,915	R 14,69,513	R 11,39,672	R 35,42,810	R 49,21,970
HIDES AND SKINS, RAW { Ton and No.}	..	1,500	2,125	13,250	1,250	..	11,594	6,725	13,758	3,354
LAO SHELL Cwts.	211	1,255	998	1,350	1,249	31,488	1,61,894	1,19,349	83,147	53,013
TEA, BLACK Lbs.	45,676	99,280	53,150	85,696	67,208	51,103	1,08,393	58,016	90,533	82,125
ALL OTHER ARTICLES OF MER- CHANDISE Value	—	—	—	—	—	365	..	9,500
GRAND TOTAL	—	—	—	—	—	14,10,506	17,51,283	13,18,617	37,30,246	50,49,969

FOREIGN MERCHANDISE
NIL.

(a) Shown under separate heads from 1929-30.

GERMANY

IMPORTS THEREFROM

ARTICLES	QUANTITY					VALUE				
	1927-28	1928-29	1929-30	1930-31	1931-32	1927-28	1928-29	1929-30	1930-31	1931-32
ANIMALS, LIVING . . . No.	1,069	393	440	333	372	R 18,246	R 24,776	R 14,050	R 33,409	R 13,701
APPAREL (excluding HOSIERY AND BOOTS AND SHOES)— Apparel (including drapery, uniforms; accoutrements) . . . Value	—	—	—	—	—	11,73,302	10,41,541	8,49,811	6,24,587	2,05,941
Gold and silver thread . . . "	—	—	—	—	—	6,34,833	6,48,266	5,25,646	3,56,713	2,45,786
Hats, caps, bonnets and hatter's ware . . . "	—	—	—	—	—	1,52,695	1,31,371	54,028	58,028	47,615
Lametta Lbs.	291,097	238,054	178,238	139,599	147,475	5,10,596	3,82,031	2,77,632	1,98,915	1,89,122
Second-hand clothing . . . Value	—	—	—	—	—	137	2,053	10	115	337
Water-proofed clothing . . . "	—	—	—	—	—	3,582	—	4,423	14,388	713
Total Apparel, etc. . . "	—	—	—	—	—	24,75,255	22,00,762	17,12,150	12,52,796	6,89,514
ARMS, AMMUNITION, AND MILITARY STORES— Cartridge cases— Filled— Shotgun Cartridges (b) . . . No.	—	1,168,175	924,674	695,925	628,700	—	80,088	65,947	47,533	42,303
Rifle and other cartridges (b) . . . "	—	595,603	782,530	435,211	3,358,855	—	40,918	59,889	29,885	58,001
Total Filled . . . "	1,766,585	1,763,778	1,707,204	1,131,136	3,937,555	1,22,778	1,21,006	1,25,836	77,468	1,00,311
Empty "	435,000	570,582	342,325	443,307	281,925	13,873	17,768	9,005	12,932	7,683
Total Cartridge cases . . . "	2,201,585	2,334,360	2,049,529	1,574,443	4,269,480	1,36,656	1,38,774	1,34,841	90,100	1,08,503
Explosives— Blasting fuse Lbs.	118,952	88,882	89,343	132,024	158,035	1,49,177	43,280	62,474	77,101	86,121
Firearms and parts thereof— No. of coils	343,928	249,420	313,800	444,200	515,080	—	—	—	—	—
Firearms No.	5,956	3,367	3,643	2,722	4,915	3,11,585	2,10,353	2,58,871	1,58,755	2,65,324
Parts of firearms . . . Value	—	—	—	—	—	1,086	2,537	1,780	1,185	2,112
Total Firearms and parts thereof . . . "	—	—	—	—	—	3,12,671	2,12,890	2,60,651	1,59,940	2,67,435
Other sorts "	—	—	—	—	—	19,442	14,454	14,042	12,855	13,021
Total Arms, Ammunition; and Military stores . . . "	—	—	—	—	—	6,17,946	4,09,398	4,72,008	3,39,396	4,75,101
ART, WORKS OF, other than PICTURES . . . "	—	—	—	—	—	14,740	12,558	6,771	15,452	7,801
ASBESTOS— Asbestos Packing . . . Value	—	—	—	—	—	9,195	17,373	25,176	1,15,879	27,403
Other Manufactures . . . "	—	—	—	—	—	42,754	65,095	83,250	1,83,443	90,105
Total Asbestos . . . "	—	—	—	—	—	51,949	82,468	1,08,426	2,99,322	1,17,511
BELTING FOR MACHINERY— Of cotton "	—	—	—	—	—	56,831	57,705	68,888	43,210	49,677
Of leather "	—	—	—	—	—	48,079	37,046	63,024	35,612	55,984
Of other materials (excluding colr) . . . "	—	—	—	—	—	3,32,568	3,65,566	3,21,366	2,82,074	2,69,878
Total Belting for machinery . . . "	—	—	—	—	—	4,32,473	4,60,317	4,53,278	3,60,896	3,75,541
BOBBING "	—	—	—	—	—	1,55,964	39,332	40,985	1,95,837	2,74,308
BOOKS, PRINTED, AND PRINTED MATTER (not being STATIONERY), including MAPS AND CHARTS Cwts.	2,934	1,993	2,372	2,184	1,493	2,05,163	1,53,709	1,30,265	1,56,527	1,78,333
BOOTS AND SHOES— All leather Pairs	6,529	15,274	12,335	4,986	7,211	45,873	79,303	86,924	39,141	38,978
Rubber soled— With Canvas uppers (b) . . . "	—	435,803	472,921	177,669	54,189	—	5,61,353	5,57,939	1,59,924	30,149
With uppers of leather or other material (a) . . . "	—	—	—	—	541	—	—	—	—	446
All Rubber (a) "	—	—	—	—	720	—	—	—	—	316
Of other materials "	201,350	46,216	66,471	21,014	1,271	3,30,759	87,278	82,013	20,290	4,276
Total Boots and Shoes . . . "	208,388	497,293	551,727	203,669	63,932	3,76,632	7,28,434	7,27,476	2,19,355	74,165
BRUSHES AND BROOMS— Brushes— Paint and varnish brushes Dozs.	40,096	25,124	38,142	34,797	31,764	47,903	54,231	60,568	60,268	63,934
Toilet brushes "	50,919	64,229	81,128	73,815	60,361	1,06,423	1,41,446	1,52,768	1,36,929	1,17,490
Other brushes and brooms . . . "	47,227	51,639	55,751	38,743	23,131	88,518	1,22,462	1,00,562	70,959	50,997
Total Brushes and Brooms . . . "	138,242	140,992	175,021	152,355	115,256	2,42,849	3,18,139	3,13,798	2,68,156	2,32,421
BUILDING AND ENGINEERING MATERIALS, other than OF IRON, STEEL, OR WOOD— Asphalt Tons	7	197	59	27	514	957	12,303	3,422	2,547	45,205
Cement— Portland "	5,055	4,765	4,932	3,077	1,253	2,33,767	2,19,799	2,19,305	1,45,900	55,504
Other kinds "	295	100	156	6	20	19,535	11,632	22,814	2,835	3,751
Tiles No.	850,433	1,075,070	1,447,766	966,752	612,991	93,150	99,722	1,47,125	85,237	47,197
Other kinds Value	—	—	—	—	—	13,733	14,192	16,436	13,426	65,392
Total Building and Engineering materials . . . "	—	—	—	—	—	3,60,256	3,57,698	4,09,192	2,55,054	2,17,056

(a) Separately shown from 1931-32.

No. 13—continued
GERMANY—continued
IMPORTS THEREFROM—continued

ARTICLES	QUANTITY					VALUE				
	1927-28	1928-29	1929-30	1930-31	1931-32	1927-28	1928-29	1929-30	1930-31	1931-32
BUTTONS OF ALL SORTS—										
Metal Value	—	—	—	—	—	R -	R	R	R	R
Other sorts "	—	—	—	—	—	4,94,722	5,75,863	4,18,188	2,16,757	2,13,608
Total of Buttons of all sorts "	—	—	—	—	—	2,33,677	1,39,678	1,53,731	1,06,089	50,308
						7,28,399	7,15,541	5,71,919	3,22,846	2,70,006
CANDLES OF ALL KINDS . Lbs.	42,599	24,954	50,746	19,308	41,227	15,022	8,766	19,053	8,762	5,308
CHEMICALS AND CHEMICAL PREPARATIONS (excluding CHEMICAL MANURES AND MEDICINES)—										
Acids—										
Acetic (Pyroligneous) . Cwts.	1,565	2,024	1,303	1,960	1,618	68,953	70,208	53,416	63,833	44,332
Nitric "	38	657	1,766	3,955	6,690	3,366	16,964	39,418	77,839	1,22,387
Oxalic "	1,786	1,272	1,562	1,536	559	40,369	29,648	33,414	36,668	14,708
Sulphuric "	816	2,065	1,384	1,233	227	13,795	27,655	18,328	17,316	6,804
Tartaric "	96	748	410	337	544	7,805	53,746	40,987	20,541	44,443
Other sorts "	1,413	1,654	2,337	2,337	2,248	69,510	71,645	99,073	1,10,993	1,10,075
Total Acids "	5,709	8,420	8,857	11,408	11,881	1,93,768	2,69,866	2,89,036	3,30,190	3,43,734
Alum "	1,650	4,616	1,853	1,206	1,781	16,334	48,974	21,030	11,104	20,772
Aluminous sulphates . "	6,868	7,965	20,772	16,798	16,378	36,788	33,782	96,753	71,870	68,621
Ammonia and Salts thereof—										
Anhydrous "	387	609	278	560	485	38,075	67,214	24,770	57,248	48,052
Other sorts "	6,234	5,241	9,658	7,128	10,956	1,62,446	1,17,807	1,91,038	1,75,129	2,38,237
Total Ammonia and salts thereof "	6,621	5,850	9,936	7,688	11,441	2,00,521	1,85,021	2,15,808	2,32,377	2,86,289
Arsenic and its oxides "	488	463	186	232	390	10,237	9,381	3,324	4,311	7,298
Bleaching powder (calcium hypochlorate, chloride of lime) "	20,909	11,871	16,264	25,251	36,004	2,21,367	1,39,992	2,24,038	3,20,791	4,25,000
Carbide of calcium "	1,249	1,340	2,659	16,189	20,043	36,090	9	..
Coppers (ferrous sulphate) "	692	99	6	210	215	3,307	519	418	1,217	3,725
Copper sulphate "	5,610	3,273	7,791	5,292	5,328	1,00,140	61,339	1,58,357	1,11,701	93,879
Disinfectants—										
Naphthalene "	5,505	4,012	3,359	4,360	1,929	89,140	57,061	47,664	50,205	19,696
Others "	46	53	250	286	151	2,990	1,844	6,686	5,880	3,067
Total Disinfectants "	5,551	4,065	3,609	4,646	2,080	92,130	58,905	54,290	56,085	22,763
Glycerine "	148	92	414	2,007	2,375	9,125	4,514	19,146	80,676	85,087
Lead compounds—										
Acetate "	5,323	3,524	3,024	2,164	2,094	1,80,020	1,10,826	84,720	58,376	53,999
Others "	310	109	160	72	1	3,864	3,002	3,920	1,858	30
Total Lead compounds "	5,633	3,633	3,184	2,236	2,095	1,83,884	1,13,828	88,640	60,234	54,029
Magnesium compounds—										
Chloride "	38,978	26,240	33,410	30,760	30,513	1,47,668	83,015	1,11,272	87,002	89,221
Sulphate "	62,124	37,317	58,263	43,769	16,064	1,77,906	1,11,724	1,88,051	1,50,973	57,020
Others "	204	123	38	405	364	2,776	2,127	812	3,699	2,941
Total Magnesium compounds "	101,306	63,680	91,711	74,934	46,941	3,28,350	1,96,866	3,00,135	2,41,674	1,49,182
Potassium compounds—										
Bichromate "	1,762	3,085	2,269	2,297	2,062	44,547	79,162	66,661	63,813	1,09,790
Chlorate "	11,780	15,709	16,889	19,189	12,502	2,10,430	2,81,390	3,23,646	3,40,736	2,99,548
Cyanide of Potassium "	28	264	11	16	34	3,614	13,776	1,581	2,198	3,492
Other sorts "	5,312	7,089	7,245	9,086	4,129	1,72,621	1,88,096	1,64,722	2,01,284	1,11,567
Total Potassium compounds "	18,882	26,147	26,414	30,588	19,627	4,31,212	5,62,424	5,56,560	6,18,031	4,94,392
Soda compounds—										
Bicarbonate of soda (sodium bicarbonate) "	781	61	44	2,941	706	7,104	510	1,302	26,230	5,918
Bichromate of soda "	1,651	5,217	1,944	2,712	4,137	32,237	97,069	47,064	64,604	1,17,977
Borax (including boric acid) "	704	858	958	1,210	991	16,432	17,019	12,453	17,623	14,941
Caustic soda (Sodium hydroxide) "	1,758	3,874	7,015	21,493	23,846	19,781	49,899	1,01,343	2,82,499	3,25,171
Cyanide of sodium "	..	3,500	3,750	1,000	900	1	1,65,294	1,77,427	44,206	[41,080]
Sodium silicate "	1,261	4	418	739	2,262	9,069	462	3,006	5,978	19,007
Soda sulphide "	19,335	16,295	10,898	16,683	8,841	1,47,596	1,04,052	85,026	1,36,626	65,127
Sodium Carbonate (soda ash and soda crystals) "	9,424	496	281	9,351	13,460	55,156	3,891	2,163	65,071	92,695
Other sorts "	10,155	12,937	9,182	12,093	13,503	4,41,469	2,65,114	1,16,921	1,30,638	1,42,071
Total Soda compounds "	51,064	43,242	34,300	68,227	63,646	7,28,935	7,03,319	5,46,925	7,73,525	8,23,753

No. 13—continued
GERMANY—continued

IMPORTS THEREFROM—continued

ARTICLES	QUANTITY					VALUE				
	1927-28	1928-29	1929-30	1930-31	1931-32	1927-28	1928-29	1929-30	1930-31	1931-32
CHEMICALS AND CHEMICAL PREPARATIONS (excluding CHEMICAL MANURES, ETC)— <i>contd.</i>						R	R	R	R	R
Sulphur (Brimstone) . Cwts.	71,487	89,062	23,867	54,243	21,412	3,70,171	4,42,007	1,27,888	2,54,393	1,11,601
Zinc compounds—										
Chloride	10,226	9,013	4,303	3,630	6,243	1,42,130	77,806	54,875	41,590	73,826
Others	68	112	56	3,005	7,988	2,153	2,457	1,628	19,757	36,677
Total Zinc compounds . . .	10,294	9,125	4,359	6,701	13,331	1,44,283	80,263	56,503	61,347	1,10,503
Other sorts of chemicals . . .	—	—	—	—	—	26,14,791	12,12,031	15,79,390	15,57,159	15,54,544
Total Chemicals and Chemical preparations . . .	—	—	—	—	—	56,80,627	41,40,374	43,76,781	47,37,094	46,55,153
CHINA CLAY Cwts.	4,248	200	..	10	21	16,775	795	1	50	143
CLOCKS AND WATCHES, AND PARTS THEREOF—										
Clocks and time-pieces . . . No.	164,085	198,140	217,938	194,097	161,476	4,79,772	6,60,440	6,52,854	5,19,170	4,11,441
Watches	11,908	16,185	4,086	2,951	5,324	24,515	34,059	7,445	8,052	16,200
Parts of clocks and watches . . . Value	—	—	—	—	—	3,786	5,433	1,990	2,303	3,115
Total Clocks and Watches and parts thereof	—	—	—	—	—	5,08,073	7,06,932	6,63,289	5,29,525	4,30,754
COAL AND COKE Tons.	..	310	..	410	804	19	3,180	..	12,550	26,161
CORDAGE AND ROPE OF VEGETABLE FIBRE (excluding JUTE AND COTTON) . Cwts.	785	368	348	596	939	78,411	24,314	72,784	43,934	46,999
CORK MANUFACTURES	72	221	65	52	169	9,073	17,589	6,566	8,141	12,611
CUTLERY Value	—	—	—	—	—	26,40,240	22,24,291	26,80,302	15,71,552	18,22,661
DRUGS AND MEDICINES (excluding CHEMICALS AND NARCOTICS)—										
Aloes Cwts.	842	778	1,115	724	440	21,185	19,367	28,331	17,685	11,441
Camphor Lbs.	490,577	549,294	570,494	727,032	567,616	8,32,157	8,04,516	8,61,186	10,23,016	7,99,721
Codliver Oil	805	7,503	16,212	9,072	15,033	260	4,752	8,085	3,234	5,601
Morphia and preparations of opium and morphia . . . Value	—	—	—	—	—	12,503	11,174	9,352	17,491	14,191
Proprietary and patent medicines	—	—	—	—	—	7,02,358	5,44,215	7,41,807	7,86,897	8,23,371
Quinine salts—										
Quinine sulphate or bisulphate Lbs.	24,685	29,479	29,031	32,011	33,680	4,81,763	3,92,435	5,63,418	6,15,345	7,12,771
Quinine hydrochloride or dihydrochloride	2,153	2,445	3,218	5,298	4,205	59,227	56,148	86,232	1,27,524	1,21,531
Other sorts	9,067	17,482	7,205	8,116	12,372	1,69,308	1,34,051	1,89,258	1,98,681	2,48,611
Total Quinine Salts	35,905	49,406	40,444	45,325	50,257	7,10,798	5,82,634	8,38,908	9,41,550	10,82,922
Saccharin	5,647	8,886	7,054	3,509	4,103	16,588	26,110	27,111	13,822	17,861
Other sorts of drugs and medicines Value	—	—	—	—	—	22,75,599	16,51,838	15,45,186	20,08,231	15,16,351
Total Drugs and Medicines	—	—	—	—	—	45,71,398	30,44,706	40,60,360	43,12,579	42,76,531
DYEING AND TANNING SUBSTANCES—										
Dyes obtained from coal tar—										
Alizarine (a) Lbs.	3,000,788	3,660,039	3,584,571	—	—	19,37,353	19,30,733	18,00,430	—	—
Alizarine Dry not exceeding 40 per cent.	—	—	—	10,980	10,230	—	—	—	13,393	13,646
Alizarine Dry others	—	—	—	10,426	4,480	—	—	—	20,316	11,510
Alizarine, Moist over 10 per cent but not exceeding 15 per cent.	—	—	—	—	—	—	—	—	—	—
Alizarine, Moist over 15 per cent. but not exceeding 20 per cent.	—	—	—	285,470	245,616	—	—	—	93,778	1,06,200
Alizarine, Moist over 20 per cent.	—	—	—	1,582,313	1,700,368	—	—	—	6,81,451	7,96,413
Alizarine, Moist over 20 per cent.	—	—	—	500,404	398,014	—	—	—	3,65,708	3,49,371
Total Alizarine	—	—	—	2,869,593	2,353,708	—	—	—	11,20,140	12,77,141
Aniline	9,905,045	9,720,174	9,171,076	9,494,354	9,590,490	1,15,98,446	1,30,27,851	1,01,71,854	1,27,76,298	1,36,02,496
Others	95,071	166,538	405,759	444,615	590,531	2,38,721	5,27,182	8,33,809	9,58,497	12,08,451
Indigo, synthetic	7,168	559,976	10,62,933	7,18,943
Total Dyes obtained from Coal tar	12,100,854	13,546,751	13,161,406	12,315,780	13,094,755	1,38,24,520	1,55,35,816	1,23,10,893	1,59,77,668	1,69,55,031
Other sorts (including lac-dye) Value	—	—	—	—	—	1,32,823	49,561	41,548	1,23,291	1,81,241
Total Dyeing and Tanning substances	—	—	—	—	—	1,39,57,343	1,55,85,377	1,23,52,441	1,61,00,159	1,71,36,281
PORCELAIN AND POTTERY—										
Earthenware—										
Sanitary ware Value	—	—	—	—	—	12,337	16,000	11,639	35,478	139,731
Other kinds	—	—	—	—	—	8,31,193	2,40,371	2,41,503	1,40,133	1,02,051
Total Earthenware	—	—	—	—	—	8,43,530	2,57,061	2,53,142	1,75,611	1,91,871

(a) Separately shown under the heads immediately following from 1930-31.

No. 13—continued
GERMANY—continued
IMPORTS THEREFROM—continued

ARTICLES	QUANTITY					VALUE				
	1927-28	1928-29	1929-30	1930-31	1931-32	1927-28	1928-29	1929-30	1930-31	1931-32
STONWARE AND PORCELAIN— <i>contd.</i>						R	R	R	R	R
Porcelain—										
Electrical Value	—	—	—	—	—	60,129	56,471	49,938	73,506	65,459
Other kinds "	—	—	—	—	—	2,82,832	2,31,771	1,94,981	87,713	66,891
Total Earthenware and Porcelain "	—	—	—	—	—	6,36,491	5,88,242	4,98,061	3,36,825	3,23,221
ELECTROPLATED WARE "	—	—	—	—	—	23,441	55,916	18,506	12,906	6,695
FIREWORKS lbs.	739,141	1,421,585	1,143,282	329,691	217,882	5,33,534	8,74,320	6,58,688	2,64,760	1,52,993
FURNITURE AND CABINET-WARE—										
Bedsteads Value	—	—	—	—	—	5,029	8,767	4,005	240	2,410
Furniture of wood (<i>other than bedsteads</i>) "	—	—	—	—	—	48,995	41,209	32,319	33,100	70,899
Furniture of other materials (<i>other than bedsteads</i>) "	—	—	—	—	—	43,284	93,343	80,857	26,214	31,704
Mouldings "	—	—	—	—	—	4,87,411	6,90,150	5,22,904	3,25,574	1,04,610
Total Furniture and Cabinet-ware "	—	—	—	—	—	5,84,719	8,33,478	6,40,085	3,85,218	2,99,038
GELATINE Cwts.	45	75	94	175	49	4,923	7,520	6,982	12,347	5,031
GLASS AND GLASSWARE—										
Bangles Value	—	—	—	—	—	13,60,669	6,62,750	1,66,550	61,244	32,006
Beads and false pearls . Cwts.	2,414	2,727	1,669	944	460	2,49,828	2,46,402	1,75,127	1,10,729	57,510
Bottles and phials—										
Sodawater bottles . Gross	26,060	26,924	27,711	17,450	17,347	7,35,703	7,20,731	7,23,912	4,68,947	4,50,110
Others "	68,430	76,535	64,875	60,453	61,155	4,97,993	5,35,932	4,90,669	3,89,621	4,80,950
Funnels, globes, and glass parts of lamps Value	—	—	—	—	—	10,84,318	9,46,374	9,45,233	4,82,584	3,42,681
Scientific glassware "	—	—	—	—	—	92,122	94,377	75,569	83,070	73,405
Sheet and plate Sq. Foot	782,667	567,623	659,485	1,301,957	838,572	1,58,459	1,51,719	1,55,007	1,72,300	1,12,570
Tableware (<i>including decanters, tumblers, etc.</i>) Value	—	—	—	—	—	95,447	1,03,920	1,15,168	1,10,087	72,872
Other glassware "	—	—	—	—	—	7,35,841	6,10,502	5,70,952	4,61,984	3,61,762
Total Glass and Glassware "	—	—	—	—	—	49,10,380	40,72,716	34,18,257	23,50,466	20,33,372
GLUE Cwts.	181	1,993	3,401	3,377	3,462	8,675	52,608	84,041	85,617	77,985
GRAPHITE, CRUCIBLES "	282	113	282	666	955	6,344	4,054	9,930	22,447	30,787
GUMS AND RESINS—										
Rosin "	1,217	121	178	333	253	26,320	2,394	2,616	4,429	2,724
Others "	359	123	90	524	792	16,373	3,919	5,393	30,077	21,232
HARDWARE <i>excluding CUTLERY AND ELECTRO-PLATED WARE—</i>										
Agricultural Implements Value	—	—	—	—	—	62,417	41,975	30,184	70,402	23,331
Buckets of tinned or galvanized iron "	—	—	—	—	—	11,849	27,766	35,014	22,020	10,760
Builders' hardware, such as locks, hinges, door bolts, etc. . . . "	—	—	—	—	—	17,28,638	19,67,399	23,42,959	13,33,277	10,17,688
Domestic hardware <i>other than enamelled ironware</i> "	—	—	—	—	—	5,68,543	5,80,226	5,24,875	3,31,892	2,25,200
Enamelled ironware "	—	—	—	—	—	7,57,970	6,77,229	3,59,784	2,55,298	1,54,275
Gas mantles "	—	—	—	—	—	4,65,325	4,42,697	5,14,418	4,47,208	2,68,937
Implements and tools <i>other than agricultural implements and machine tools</i> "	—	—	—	—	—	12,04,745	14,40,115	12,89,126	9,66,803	6,59,110
Lamps, metal No.	4,004,599	4,820,556	4,354,709	2,864,299	1,921,750	55,30,542	58,06,685	56,44,630	37,08,859	22,94,613
Lamps, glass "	26,454	10,218	9,708	7,742	10,699	39,284	27,750	12,727	8,347	24,166
Parts of lamps <i>other than glass</i> Value	—	—	—	—	—	5,41,313	4,35,701	5,80,086	2,58,302	2,59,900
Safes and strong boxes of metal No.	1,500	296	150	175	101	72,394	36,409	21,323	24,958	2,132
Stoves "	37,221	31,622	24,018	18,553	13,438	74,619	50,323	62,026	31,912	29,477
Other sorts Value	—	—	—	—	—	50,57,047	53,24,369	51,03,778	32,81,226	26,15,391
Total Hardware <i>excluding Cutlery and Electro-plated ware</i> "	—	—	—	—	—	1,61,14,686	1,68,61,639	1,55,30,635	1,07,71,584	75,85,029
HOPS Cwts.	68	131	548	321	392	4,897	7,389	34,392	16,710	17,377

No. 13—continued

GERMANY—continued

IMPORTS THEREFROM—continued

ARTICLES	QUANTITY					VALUE				
	1927-28	1928-29	1929-30	1930-31	1931-32	1927-28	1928-29	1929-30	1930-31	1931-32
INSTRUMENTS, APPARATUS, AND APPLIANCES, AND PARTS THEREOF—										
Electrical, including telegraph and telephone apparatus not being machinery—										
Electric fans and parts thereof . . . Value	—	—	—	—	—	5,49,200	3,15,460	4,75,104	2,97,153	4,14,726
Electric wires and cables—										
Rubber insulated . . . "	—	—	—	—	—	1,12,110	2,11,965	3,30,748	3,91,849	4,00,624
Insulations, other than rubber . . . "	—	—	—	—	—	81,245	1,06,796	93,522	3,80,432	1,90,233
Telegraph and telephone wires and cables . . . "	—	—	—	—	—	4,247	1,069	13,626	5,975	7,168
Bare copper wire (Electrolytic) (b) . . . Cwts.	—	—	—	5,110	5,513	1,60,632	1,13,682	1,38,671	2,50,651	2,30,573
Total Electric wires, etc. . . Value	—	—	—	—	—	3,67,234	4,36,512	5,76,567	10,28,407	8,28,598
Telegraph and Telephone instruments and apparatus . . . "	—	—	—	—	—	12,231	4,906	8,311	13,962	23,206
Electric lamps and parts thereof—										
Electric glow lamps (a) . . . No.	587,301	509,112	—	—	—	2,14,420	2,06,137	—	—	—
Flash lights, including torch lights, etc. . . "	—	—	555,035	81,213	—	—	—	2,41,850	74,338	—
Automobile lighting lamps . . . "	—	—	13,623	13,101	—	—	—	6,163	5,446	—
Standard lighting lamps . . . "	—	—	336,610	259,409	—	—	—	1,61,540	1,49,107	—
Gas filled electric bulbs . . . "	—	—	—	—	63,297	—	—	—	—	89,204
Vacuum electric bulbs . . . "	—	—	—	—	162,918	—	—	—	—	63,879
Electric bulbs for automobiles . . . "	—	—	—	—	1,723	—	—	—	—	1,236
Electric bulbs for torches . . . "	—	—	—	—	482,047	—	—	—	—	34,118
Wireless valves . . . "	—	—	—	—	685	—	—	—	—	1,956
Other sorts . . . "	277,619	592,812	47,495	7,129	51,997	1,23,895	2,07,426	42,339	13,684	54,009
Parts and accessories of electric lamps . . . Value	—	—	—	—	—	1,07,265	3,48,555	9,28,446	9,46,527	4,30,571
Batteries . . . "	—	—	—	—	—	2,47,505	2,61,648	3,60,036	2,74,554	1,49,734
Electro-Medical Apparatus . . . "	—	—	—	—	—	27,032	86,840	66,045	76,423	83,101
Electric lighting accessories and fittings (including switches) . . . "	—	—	—	—	—	2,57,468	2,77,518	3,16,205	2,16,096	2,38,390
Electric bell apparatus . . . "	—	—	—	—	—	6,054	5,789	5,771	5,666	7,752
Accumulators . . . "	—	—	—	—	—	27,227	23,564	89,949	34,030	5,212
Carbons, electric . . . "	—	—	—	—	—	12,437	14,836	14,062	36,031	32,294
Meters . . . "	—	—	—	—	—	1,09,756	85,038	1,20,667	1,27,788	2,03,876
Switch boards . . . "	—	—	—	—	—	5,800	32,476	19,099	12,855	21,544
Electrical goods and apparatus not enumerated . . . "	—	—	—	—	—	6,73,444	7,31,037	8,35,826	9,12,178	6,06,266
Total Electrical Instruments, etc. . . "	—	—	—	—	—	28,05,968	30,37,807	42,67,980	42,79,750	32,89,662
Musical—										
Pianos and Piano-players, complete . . . No.	149	130	133	70	32	1,35,944	1,30,937	1,26,152	65,374	28,593
Talking machines and accessories—										
Talking machines . . . "	2,464	1,919	2,469	1,601	1,162	47,097	45,486	52,734	46,852	37,000
Records . . . "	19,100	25,137	19,650	69,500	65,240	21,244	22,588	17,861	62,980	56,068
Accessories . . . Value	—	—	—	—	—	1,18,283	98,108	1,87,445	1,18,242	1,32,596
Other sorts, including parts of musical instruments . . . "	—	—	—	—	—	3,57,221	3,89,059	3,69,265	2,45,423	2,76,657
Total Musical . . . "	—	—	—	—	—	6,79,789	6,86,228	7,53,457	5,39,326	5,30,914
Optical										
Photographic—										
Cinematograph—										
Raw films . . . Length in feet	5,622,629	7,147,630	9,419,374	12,433,181	8,416,685	2,72,776	3,79,230	4,29,783	5,16,941	3,56,856
Exposed films . . . "	139,015	260,236	346,237	442,729	1,105,115	10,933	38,947	69,271	32,660	1,62,805
Total of Cinematograph films . . . "	5,761,644	7,407,866	9,959,611	12,875,910	9,521,800	2,83,709	4,18,227	4,99,054	5,99,601	5,19,661
Photographic other than Cinematograph films . . . Value	—	—	—	—	—	3,48,355	3,80,210	5,31,885	6,68,627	6,94,271
Scientific and philosophical . . . "	—	—	—	—	—	4,28,359	4,35,762	3,55,110	3,31,164	3,06,797
Surgical . . . "	—	—	—	—	—	5,51,191	5,54,325	6,03,650	5,34,794	4,08,307
Wireless apparatus . . . "	—	—	—	—	—	90,475	1,51,239	78,577	38,800	47,253
Other kinds . . . "	—	—	—	—	—	1,08,023	2,21,322	1,89,555	2,35,551	1,72,305
Total Instruments, Apparatus, and Appliances, and parts thereof . . . "	—	—	—	—	—	57,31,185	65,63,720	77,15,012	75,24,106	61,41,970

(a) Separately shown under the heads immediately following from 1929-30.

(b) Quantity recorded from 1930-31.

No. 13—continued
 GERMANY—continued
 IMPORTS THEREFROM—continued

ARTICLES	QUANTITY					VALUE				
	1927-28	1928-29	1929-30	1930-31	1931-32	1927-28	1928-29	1929-30	1930-31	1931-32
IVORY—						R	R	R	R	R
Unmanufactured . . . Lbs.	54,654	33,004	34,569	42,936	16,774	4,11,643	2,63,814	2,80,589	2,94,022	1,15,448
Manufactured . . . Value	—	—	—	—	—	350	91	22	11	..
Total Ivory . . . "	—	—	—	—	—	4,11,993	2,63,905	2,80,611	2,94,033	1,15,448
JEWELLERY (excluding IMITATION JEWELLERY, AND PRECIOUS STONES AND PEARLS, UNSET), ALSO PLATE OF GOLD AND SILVER—										
Jewellery . . . "	—	—	—	—	—	49,280	40,502	39,002	58,158	9,118
Plate of gold and silver "	—	—	—	—	—	33,187	39,308	10,466	17,472	5,892
Total Jewellery . . . "	—	—	—	—	—	82,467	79,810	49,468	75,630	15,010
LEATHER—										
Skins, tanned or dressed . . . Tons = No.	..	2	3	3	12	24,172	49,712	78,200	78,441	1,76,345
Unwrought . . . Cwts.	52	69	109	53	348	41,173	56,063	51,853	37,138	39,620
Leather cloth (including artificial leather) . . . Sq. yds.	13,515	32,057	56,471	64,213	18,938	10,337	18,651	37,160	46,588	18,860
Manufactures (excluding boots and shoes and belting for machinery)—										
Bags and trunks . . . Cwts.	31	45	83	34	42	12,304	16,516	25,223	15,401	18,454
Pickers . . . "	13	33	15	46	125	2,448	4,976	2,223	7,532	18,249
Picking bands and straps . . . "	55	170	117	135	182	12,777	48,195	29,186	33,223	29,122
Roller Skins . . . "	1	1	..	3	19	673	453	1,067	3,135	16,749
Other sorts . . . Value	—	—	—	—	—	35,530	62,966	75,374	57,992	72,598
Total Leather . . . "	—	—	—	—	—	1,39,469	2,52,467	3,00,236	2,79,505	3,30,997
LIQUORS including DENATURED AND PERFUMED SPIRITS—										
Alc, beer and porter—										
Alc and beer—										
In bottle . . . Gals.	1,074,290	1,012,368	1,045,522	893,160	550,039	30,65,341	27,32,569	29,98,572	25,11,272	14,56,322
In bulk . . . "	17,763	9,353	2,627	5,235	4,554	47,331	23,144	7,785	10,330	26,055
Stout and porter—										
In bottle . . . "	397	296	133	41	..	2,731	780	325	86	..
Spirits—										
Brandy . . . "	46,800	33,524	35,443	19,044	5,072	2,43,903	1,75,578	1,38,593	1,03,523	36,238
Gin . . . "	2,307	2,021	1,270	455	233	13,605	12,492	9,036	3,432	2,290
Liqueurs . . . "	692	1,020	893	639	245	13,364	18,359	19,303	11,633	5,035
Rum . . . "	7,998	6,088	6,518	3,145	522	36,963	30,693	26,371	13,937	3,153
Whisky . . . "	9,932	6,287	4,944	2,819	524	59,451	41,990	26,222	15,753	4,493
Spirit, present in drugs, medicines, or chemicals . . . "	7,117	5,998	5,525	6,470	4,586	1,54,560	1,50,069	1,19,069	1,39,515	92,331
Spirit, perfumed . . . "	3,934	3,407	3,696	2,946	3,172	2,32,174	1,98,931	1,38,444	1,66,924	1,62,909
Other sorts . . . "	1,467	3,136	1,618	1,047	851	22,233	57,508	65,115	27,535	21,711
Total Spirit . . . "	80,307	61,476	59,916	36,415	15,855	7,76,263	6,65,725	6,37,058	4,78,354	3,23,265
Wines—										
Champagne and other sparkling wines . . . "	2,238	1,730	1,457	1,201	543	54,730	31,623	29,792	21,113	9,170
Still red wines other than port . . . "	3,657	3,075	3,717	3,419	1,711	23,746	18,501	25,103	24,796	10,126
Still white wines other than sherry, madeira and marsala . . . "	1,356	1,006	1,404	1,013	636	14,533	12,760	15,909	11,306	7,551
Other sorts including Vermouth and Ginger wine . . . "	1,522	2,504	1,477	1,793	838	10,704	15,330	9,033	17,493	5,999
Total Wines . . . "	3,323	3,405	3,055	7,426	3,328	1,03,713	73,269	79,837	74,713	32,340
Other sorts of liquors . . . "	60	163	173	990
Total Liquors . . . "	1,181,630	1,092,061	1,116,253	942,277	574,276	39,96,107	35,76,477	37,23,627	30,73,260	13,43,483

No. 13—continued

GERMANY—continued

IMPORTS THEREFROM—continued

ARTICLES	QUANTITY					VALUE				
	1927-28	1928-29	1929-30	1930-31	1931-32	1927-28	1928-29	1929-30	1930-31	1931-32
MACHINERY AND MILLWORK—										
Prime-movers (other than electrical)—										
Locomotives (including those for railways)—										
Oil engines No.	16	7	..	1	4	24,961	28,715	..	5,236	24,480
Parts of oil engines Value	—	—	—	—	—	393	13,818	24,875	4,021	2,371
Steam Engines No.	5	8	17	5	8	29,084	68,986	5,84,256	33,300	28,283
Parts of Steam Engines Value	—	—	—	—	—	15,512	31,260	38,848	9,292	39,395
Railway Locomotives, engines, tenders and parts thereof "	—	—	—	—	—	—	3,51,816	44,67,262	27,87,308	14,91,733
Others "	—	—	—	—	—	—	..	8,758	778	788
Other than Locomotives—										
Gas Engines No.	2	..	6	4	3	6,181	..	65,490	1,594	5,554
Parts of Gas Engines Value	—	—	—	—	—	3,204	255	12,248	1,266	..
Oil Engines No.	120	159	230	195	116	3,25,259	4,10,115	6,72,696	3,90,718	4,04,423
Parts of Oil Engines Value	—	—	—	—	—	70,082	97,760	1,01,353	1,56,829	95,491
Steam Engines No.	12	6	1	90,511	31,859	275
Parts of Steam Engines Value	—	—	—	—	—	42,342	27,498	4,850	4,122	9,498
Others "	—	—	—	—	—	22,765	3,025	62,308	21,577	5,509
Electrical machinery of all kinds, not including instruments, apparatus, and appliances, and parts thereof—										
Control and switch gear	—	—	—	—	—	1,84,292	1,43,266	2,56,804	1,63,205	2,06,261
Generators, alternators and dynamos "	—	—	—	—	—	1,35,015	2,97,568	2,35,358	1,74,075	3,09,253
Motors "	—	—	—	—	—	1,73,208	2,08,163	2,51,833	2,56,682	2,57,627
Transformers "	—	—	—	—	—	27,479	47,710	1,24,294	93,223	55,100
Turbogenerating sets "	—	—	—	—	—	899	28,282	7,484	1,593	97,598
Others "	—	—	—	—	—	4,00,145	5,08,698	7,54,553	9,80,782	5,79,721
Total Electrical machinery of all kinds, etc. "	—	—	—	—	—	9,31,038	13,18,687	16,30,336	16,74,565	15,05,560
Machinery, not being prime-movers or electrical machinery—										
Aerated water making machinery "	—	—	—	—	—	63,654	40,006	40,436	34,746	10,471
Agricultural tractors and parts "	—	—	—	—	—	6,450	6,735	3,733	6,025	10,936
Other sorts "	—	—	—	—	—	18,497	76,455	1,16,517	80,143	23,641
Bollers "	—	—	—	—	—	1,04,289	3,94,235	2,20,614	9,61,237	7,03,521
Boot and shoe manufacturing machinery "	—	—	—	—	—	..	4,096	..	825	10,422
Leather tanning and curing machinery "	—	—	—	—	—	3,818	12,758	61,165	4,523	1,657
Metal working machinery "	—	—	—	—	—	3,44,380	2,14,300	3,15,330	1,87,759	2,77,684
Mining Machinery "	—	—	—	—	—	22,84,996	1,93,553	90,000	7,112	56,503
Oil crushing and refining machinery "	—	—	—	—	—	8,48,615	11,23,674	10,30,865	5,56,481	7,86,946
Paper mill machinery "	—	—	—	—	—	15,307	4,83,008	17,355	30,136	27,298
Refrigerating machinery	—	—	—	—	—	55,270	27,433	17,367	14,018	13,081
Rice and flour mill machinery "	—	—	—	—	—	12,54,231	9,98,306	6,98,560	4,10,418	2,99,014
Saw mill and wood working machinery "	—	—	—	—	—	7,996	17,573	25,689	16,410	23,530
Sewing and knitting machines and parts thereof—										
Sewing and knitting machines No.	18,013	23,632	19,099	14,823	12,566	12,58,714	13,60,364	16,04,344	13,48,794	10,28,779
Parts of sewing and knitting machines and accessories Value	—	—	—	—	—	1,31,660	1,34,338	96,219	1,23,210	1,03,271
Total Sewing and Knitting machines, etc. "	—	—	—	—	—	13,90,374	19,95,202	17,00,563	13,72,004	11,32,050
Sugar machinery "	—	—	—	—	—	1,11,287	23,215	8,332	23,233	1,18,570
Tex machinery "	—	—	—	—	—	10,782	3,637	9,978	48,269	1,106
Textile machinery—										
Cotton—										
Bleaching and dyeing machinery "	—	—	—	—	—	2,02,226	93,233	95,977	90,062	93,724
Spinning "	—	—	—	—	—	1,03,657	2,39,033	3,31,579	2,68,061	5,91,646
Weaving "	—	—	—	—	—	2,97,873	2,07,916	7,57,373	2,33,061	4,65,351
Other sorts "	—	—	—	—	—	99,099	93,235	62,797	1,30,625	1,51,413
Jute machinery "	—	—	—	—	—	46,508	30,634	33,615	19,652	30,810
Shuttles (excluding those for sewing machines) "	—	—	—	—	—	19	512	2,103	5,567	41,767
Wool machinery "	—	—	—	—	—	4,473	1,318	3,94,004	3,579	20,004
Other sorts "	—	—	—	—	—	1,47,371	2,22,506	1,70,251	1,27,246	4,25,579
Total Textile machinery "	—	—	—	—	—	9,01,216	8,88,437	19,47,794	8,77,853	13,20,304

* Recorded under "Railway plant and rolling stock" prior to 1928-29.

No. 13—continued

NETHERLANDS—continued

IMPORTS THEREFROM—continued

ARTICLES	QUANTITY					VALUE				
	1927-28	1928-29	1929-30	1930-31	1931-32	1927-28	1928-29	1929-30	1930-31	1931-32
LIQUORS, including DENATURED AND PERFUMED SPIRITS— Alo, beer, and porter . Gals.	246,482	254,090	336,809	369,237	341,584	5,23,165	5,40,765	6,83,326	7,45,714	6,46,024
Spirit—										
Oin "	12,299	10,250	12,448	9,526	5,742	94,941	70,783	89,506	68,191	44,116
Liqueurs "	751	1,059	786	157	174	12,748	16,988	13,441	2,608	3,518
Spirit present in drugs, medicines or chemicals "	202	1,579	402	434	282	4,314	15,197	5,706	7,100	5,319
Spirit, perfumed "	582	86	307	610	519	15,269	4,809	14,682	18,339	14,683
Other sorts "	10,148	5,596	11,282	5,644	2,207	55,671	68,419	87,477	77,758	54,060
Total Spirit "	23,982	18,570	25,220	16,371	8,924	1,32,943	1,71,193	2,10,762	1,73,991	1,21,694
Wines—										
Champagne and other sparkling wines "	894	1,226	1,272	1,010	444	14,988	22,977	20,296	16,885	7,161
Still red wines other than Port "	421	851	1,026	1,025	649	4,596	7,891	11,860	9,213	5,884
Still white wines other than sherry, madeira and marsala "	833	974	837	1,018	652	10,347	12,387	19,710	14,273	7,739
Other sorts of wines "	382	702	717	768	517	2,084	5,375	4,199	5,341	4,370
Total Wines "	2,480	3,753	4,452	3,821	2,262	32,015	48,630	47,055	45,711	25,044
Total Liquors "	272,894	277,013	360,481	389,429	352,770	7,48,123	7,60,588	9,41,043	9,66,416	7,92,762
MACHINERY AND MILLWORK—										
Prime-movers (other than electrical)—										
Railway locomotives, Engines and tenders and parts (a) . Value	—	—	—	—	—	—	6,514	9,954	23,723	13,027
Other than locomotives—										
Oil Engines . No.	3	1	2	49,753	3,525	50,794
Steam Engines . No.	1	8,377
Control and Switch gear. Value	—	—	—	—	—	1,148	13,454	3,336	3,607	11,570
Generators, alternators and dynamos "	—	—	—	—	—	3,104	3,448	..	868	56,840
Motors "	—	—	—	—	—	3,552	53,062	2,940	13,867	40,362
Transformers "	—	—	—	—	—	13,080	4,825	11,020	12,297	6,254
Others "	—	—	—	—	—	59,939	56,150	37,851	14,561	7,682
Machinery not being prime-movers or electrical machinery—										
Agricultural machinery "	—	—	—	—	—	10,496	205
Bollers "	—	—	—	—	—	20,622	92,368	66,642	2,353	3,422
Metal working machinery including machine tools "	—	—	—	—	—	11,519	3,664	1,45,820	1,61,553	1,006
Oil crushing and refining machinery "	—	—	—	—	—	1,13,863	88,610	51,570	75,823	48,412
Refrigerating machinery "	—	—	—	—	—	..	7,549	..	802	..
Rice and flour mill machinery "	—	—	—	—	—	4,091	1,687	2,628	2,065	5,375
Textile machinery—										
Cotton machinery "	—	—	—	—	—	15,124	48,846	13,656	27,169	72,696
Jute machinery "	—	—	—	—	—	12,035	21,420	14,774	35,450	3,086
Other sorts of machinery, excluding printing machinery "	—	—	—	—	—	1,04,267	12,40,105	1,52,271	88,889	1,09,054
Total Machinery and Millwork "	—	—	—	—	—	4,20,469	16,50,227	5,68,256	4,76,523	3,72,991
MANURES—										
Nitrogenous—										
Nitrate of Soda . Tons	80	25	274	74	..	5,016	4,001	44,176	10,646	..
Sulphate of ammonia "	..	24	400	82	5,174	60,310	13,304	20
Phosphatic—										
Superphosphate "	—	—	—	—	2,004	—	—	—	—	1,16,544
Others "	4,044	7,655	7,140	4,990	..	2,46,213	4,59,338	3,99,904	2,24,720	..
Compounds—										
Ammonium Phosphate "	—	—	—	—	50	—	—	—	—	7,209
Fish manures "	30	4,658
Other kinds of manures "	12	10	4,689	2,687
Total of manures "	4,086	7,714	7,814	5,146	2,084	2,78,918	4,71,290	5,04,390	3,03,670	1,38,431
METALS AND ORES—										
Aluminium—										
Wrought—										
Circles Cwts.	1,658	1	1,80,488	66
Other manufactures "	..	8	4	11	41	61	1,454	872	1,182	4,913
Total Aluminium Wrought "	..	8	4	1,664	42	61	1,454	872	1,31,570	4,979
Brass, Bronze, and similar alloys and manufactures thereof "	271	33	22	17	21	14,844	3,878	3,830	2,092	2,250
Copper (excluding ore) "	87	67	12	40	41	5,984	5,688	984	2,616	2,172

(a) Figures prior to 1928-29, shown under "Railway Plant and Rolling Stock."

No. 13—continued

NETHERLANDS—continued

IMPORTS THEREFROM—continued

ARTICLES	QUANTITY					VALUE				
	1927-28	1928-29	1929-30	1930-31	1931-32	1927-28	1928-29	1929-30	1930-31	1931-32
METALS AND ORES—continued										
Ferro Alloys . . . Tons	—	—	—	..	105	—	—	—	..	31,856
Iron—										
Manufactures—										
Bars and channels . Tons	7	34	1	1,765	3,052	180
Rice bowls . . . "	8	2,698	5
Total Iron . . . "	15	34	1	4,363	3,057	180
Steel—										
Angle and tee . . "	2	11	3	5	..	450	1,064	354	591	..
Bars "	1	64	162	95	6	136	7,621	19,182	9,886	882
Other manufactures of steel . . . "	..	17	1	23	22	..	1,163	500	3,899	4,781
Total Steel . . . "	3	92	166	123	28	586	9,848	20,036	14,376	5,663
Iron or Steel—										
Same, Channels, Pillars, Girders, etc. . Tons	1,023	14	..	1	..	1,91,768	1,087	..	131	..
Bolts and nuts . . "	582	370	301	682	701	1,16,104	90,002	75,431	1,54,682	1,42,882
Fencing materials (including fencing wire) . . "	76	78	69	22	12	20,889	19,417	15,440	9,221	6,021
Hoops and strips . . "	69	76	85	31	42	10,554	11,360	12,576	5,227	9,198
Nails, rivets and washers (excluding wire nails) . . "	826	346	253	470	301	1,37,353	70,064	51,600	1,03,538	59,692
Pipes and fittings, cast . . "	55	49	6	..	5	33,107	23,201	3,399	..	1,390
Rails, chairs and fish-plates, including those for railways . . "	1,742	705	320	787	7	1,59,322	72,535	30,300	36,500	937
Screws "	17	32	5	3	4	6,124	12,801	1,334	1,296	1,026
Sheets and plates—										
Galvanized—										
Plain "	292	5	59,936	890
Not galvanized or tinned "	195	3	123	413	2	31,291	1,017	23,623	58,642	941
Sleepers and keys of steel or iron for railways (a) . . "	..	1,592	50	42	17	..	1,50,382	5,058	4,074	1,501
Tubes, pipes and fittings, wrought "	717	833	611	1,571	1,713	2,09,982	2,44,437	1,68,362	4,23,111	4,81,590
Wire nails "	56	174	19	213	..	10,448	28,550	3,395	31,039	34
Wire, other than fencing wire "	41	66	169	405	5	6,546	10,548	23,314	66,524	951
Other manufactures of iron or steel "	135	100	42	19	6	24,402	26,340	13,455	5,823	2,802
Total Iron or Steel . . . "	5,832	4,488	2,052	4,659	2,820	10,17,763	7,61,691	4,33,287	9,49,903	7,09,371
Quicksilver Lbs.	..	1,375	..	797	19	..	3,437	..	3,303	112
Zinc or Spelter—										
Unwrought Cwts.	..	220	399	326	350	..	4,111	7,195	4,058	3,556
Wrought or manufactured "	220	1,195	680	1,123	110	5,645	27,531	15,095	19,763	1,629
Metals, unenumerated . . . "	20	143	25	166	6	1,201	4,429	11,767	3,419	1,526
Total Metals (excluding ores) Tons	5,380	4,697	2,900	4,954	2,981	10,56,456	8,30,019	4,92,148	11,31,105	7,61,857
OILS—										
Essential Gals.	2,443	3,277	4,995	9,563	7,384	99,903	1,25,459	1,63,146	2,20,000	1,77,034
Mineral oils "	71,073	105,379	55,495	138,752	90,521	75,421	96,964	55,901	1,19,073	90,140
Vegetable oils (non-essential) "	1,105	15,921	12,043	1,779	3,593	3,667	56,723	36,034	5,900	3,934
PAINTS AND PAINTERS' MATERIALS—										
Paints and Colours—										
Barytes Cwts.	1,193	13,389	10,235	26,336	33,579	22,732
Red Lead—										
Genuine, dry "	669	492	47	55	23	13,373	3,648	1,063	1,264	434
Lithopone, dry* "	2,490	34,075	..
White Lead—										
Genuine, dry "	337	101	24	20,768	2,032	631
Zinc white—										
Genuine dry "	2,664	497	4,545	1,156	477	33,632	10,263	39,902	23,442	3,911
" moist "	3,651	610	535	634	710	93,702	15,890	13,507	14,396	14,651
Reduced "	338	915	1,235	1,697	1,143	7,479	16,326	21,097	27,659	17,701
Other sorts (b) "	10,351	12,930	14,296	1,33,713	2,42,459	2,47,392
White dry "	373	3,231	..
Coloured "	3,660	2,945	66,690	46,521
White moist "	4,364	2,175	71,509	34,325
Coloured "	1,974	2,317	37,765	59,381
Others "	547	509	11,969	12,051
Total Paints and Colours "	19,365	14,630	19,423	30,419	20,563	4,34,529	2,79,292	3,51,964	3,26,629	2,17,401
Painters' materials Value	61,653	54,513	75,765	55,033	60,901
Total Paints and Painters' materials "	4,76,182	3,33,805	4,27,629	3,20,667	2,78,311

(a) Placed under " Railway plant and rolling stock " prior to 1928-29.
 * Separately recorded from 1930-31.
 (b) Sub-divided from 1930-31.

No. 13—continued
NETHERLANDS—continued
IMPORTS THEREFROM—continued

ARTICLES	QUANTITY					VALUE				
	1927-28	1928-29	1929-30	1930-31	1931-32	1927-28	1928-29	1929-30	1930-31	1931-32
PAPER AND PASTEBOARD—						R	R	R	R	R
Paper—										
Packing paper . . . Cwts.	15,304	19,101	19,968	10,958	9,879	2,20,487	2,75,703	2,63,727	2,39,141	1,23,431
Printing paper—										
News printing . . . "	13,599	4,236	4,518	5,706	4,164	1,86,237	73,411	74,360	88,999	60,029
Other sorts . . . "	36,119	40,971	39,416	38,680	36,561	6,84,897	7,94,526	7,51,496	6,97,757	6,28,087
Writing paper and envelopes—										
Writing paper in large sheets . . . "	13,674	20,725	24,745	15,784	15,095	3,97,727	4,86,490	5,11,235	3,17,320	2,93,736
Envelopes imported separately . . . "	152	246	74	66	73	6,168	9,692	3,461	3,463	3,531
Other kinds of paper . . . "	1,266	3,315	962	851	2,518	25,711	73,373	29,977	27,991	36,594
Paper manufactures . . . "	164	562	623	1,320	768	4,730	13,043	19,766	25,651	21,721
Pasteboard, mill-board, and card-board of all kinds—										
Straw boards . . . "	142,058	114,712	122,449	75,563	59,807	9,41,452	7,76,540	8,70,433	5,28,507	3,53,666
Other kinds . . . "	1,723	2,135	3,940	4,139	3,502	28,245	41,968	71,155	65,455	40,231
Manufactures of paste-board, millboard and cardboard . . . "	1,485	76	399	224	492	12,663	2,061	5,344	9,163	21,756
Total Paper and Pasteboard . . . "	231,049	206,080	217,097	153,291	132,859	25,11,310	25,01,807	26,01,033	20,13,349	16,89,632
PAPER MAKING MATERIALS—										
Pulp of wood . . . Cwts.	1,000	10,379	..
PERFUMERY not being PERFUMED SPIRITS . . . Value	—	—	—	—	—	37,030	63,261	44,530	60,577	37,371
PRECIOUS STONES AND PEARLS, UNSET—										
Diamonds . . . "	—	—	—	—	—	9,13,932	4,66,996	3,11,023	4,39,792	1,20,031
Other precious stones . . . "	—	—	—	—	—	1,06,008	421	727	..	30
PRINTING AND LITHOGRAPHING MACHINERY AND MATERIALS (excluding paper) . . . "	—	—	—	—	—	38,376	52,153	32,736	37,410	2,46,020
PROVISIONS AND OILMAN'S STORES including FISH AND FRUITS AND VEGETABLES, CANNED OR BOTTLED—										
Bacon and hams . . . Cwts.	119	217	494	371	451	19,027	24,384	31,500	39,549	41,665
Biscuits and cakes . . . "	749	759	893	378	498	73,643	61,376	82,019	33,118	40,284
Canned and bottled provisions (not specified elsewhere) . . . "	6,426	7,526	6,313	4,922	4,690	1,85,631	2,40,235	2,06,660	1,76,560	1,35,948
Vegetable products . . . "	372,237	400,373	290,565	232,340	73,251	1,61,45,491	1,54,63,713	1,03,74,785	85,37,005	23,65,701
Cheese (including canned) . . . "	7,621	6,932	6,970	6,380	4,292	6,86,248	6,51,002	6,60,720	6,15,380	3,40,696
Cocoa and chocolate . . . "	789	761	554	383	417	1,31,969	1,18,646	87,512	53,763	56,491
Confectionery—										
Farinaceous and patent foods . . . "	1,782	1,232	1,309	1,401	1,437	51,547	33,234	95,076	89,314	32,199
Jams and jellies . . . "	941	1,570	3,269	1,031	1,072	13,394	20,939	74,613	10,458	13,657
Milk, condensed and preserved including milk cream . . . "	334	615	114	172	233	13,784	18,900	3,699	5,521	6,335
Others . . . Value	119,641	140,070	141,736	126,125	88,157	32,83,954	36,60,211	36,07,915	30,41,539	20,30,071
Total Provisions and Oilman's stores . . . "	—	—	—	—	—	2,06,46,981	2,03,63,968	1,67,34,474	1,26,61,164	67,02,139
RAILWAY PLANT AND ROLLING STOCK—										
Carriages and parts thereof . . . "	—	—	—	—	—	[31,628	—	—	—	—
Wagons and parts thereof . . . "	—	—	—	—	—	..	—	—	—	—
Locomotive Engines and tenders and parts thereof . . . "	—	—	—	—	—	1,013	—	—	—	—
Materials for constructions—										
Sleepers and key of steel or iron . . . Tons	243	—	—	—	—	47,530	—	—	—	—
Other kinds of materials . . . "	8	—	—	—	—	1,071	—	—	—	—
Total Railway plant, etc. : Value	—	—	—	—	—	31,047	—	—	—	—

NETHERLANDS—continued
IMPORTS THEREFROM—continued

ARTICLES	QUANTITY					VALUE				
	1927-28	1928-29	1929-30	1930-31	1931-32	1927-28	1928-29	1929-30	1930-31	1931-32
RUBBER—						R	R	R	R	R
Manufactures—										
Pneumatic cycle covers No.	200	1,622	2,089	13,774	9,643	302	2,589	11,314	16,528	11,034
" " tubes " "	2,425	10,301	72,941	81,024	43,148	1,742	6,059	41,143	43,695	23,204
Other manufactures, except apparel, boots and shoes . Value	—	—	—	—	—	6,645	3,004	8,311	2,896	71
Total Rubber manufactures	—	—	—	—	—	8,749	11,652	60,768	63,119	35,211
SEEDS—										
Essential . . . Tons	49	218	224	165	116	25,070	79,789	89,136	65,635	40,841
Other sorts . . . " "	183	336
Total Seeds	49	218	224	165	116	25,070	79,922	89,472	65,635	40,841
SOAP . . . Cwts.	1,487	2,160	3,130	770	909	41,447	52,649	54,226	22,744	31,461
SPICES . . . " "	293	100	1,106	197	485	1,905	3,304	10,516	1,600	3,334
STARCH AND FARINA—										
Starch . . . " "	4,612	13,868	22,583	16,717	35,212	1,04,720	2,61,121	4,27,541	2,33,932	4,07,081
Farina and potato flour " "	57,571	35,636	61,163	68,794	100,143	7,08,385	4,03,170	5,56,517	4,97,098	7,37,241
Total Starch and Farina	62,183	49,504	83,746	85,511	135,355	8,13,111	6,64,291	9,84,058	7,31,030	11,44,322
STATIONERY (excluding PAPER)—										
Pencils (excluding slate pencils) . . . Dozens	784	276	99	390	81,150	412	296	133	816	16,511
Other sorts . . . Value	—	—	—	—	—	18,723	12,346	24,550	15,819	22,611
Total Stationery	—	—	—	—	—	19,135	12,642	24,683	16,635	39,122
SUGAR—										
Sugar, 16 Dutch Standard and above . . . Tons	..	96	247	535	12,683	45,972
Sugar 23 Dutch Standard and above . . . " "	10	40	975	4,111
Sugar below 23 Dutch Standard but not below 16 Dutch Standard . . . " "
Beet sugar . . . " "	788	1,470	2,228	611	437	1,47,710	2,94,785	3,96,335	82,051	62,211
Sugar, 16 Dutch Standard and below . . . " "	1	76	11	548	16,811
Others . . . " "	40	..
Total Sugar	788	1,566	2,475	622	553	1,48,295	3,07,468	4,42,318	83,614	83,211
TALLOW AND STEARINE—										
Grease . . . Cwts.	20	..	20	..	10	634	..	944	..	311
Other sorts . . . " "	611	1,099	547	398	98	33,053	70,582	25,396	10,897	3,711
Total Tallow and Stearine	631	1,099	567	398	108	33,687	70,582	26,340	10,897	4,022
TIN, Black . . . Lbs.	..	50,466	165	33,143	78
TEXTILES—										
Cotton—										
Manufactures—										
Twist and yarn . . . Lbs.	587,965	..	35,844	15,015	..	9,01,817	..	55,701	23,088	..
Blankets . . . " "	2,397,242	1,978,813	1,617,771	1,855,684	1,570,654	15,66,508	12,63,183	9,24,180	8,39,836	6,63,211
Canvas . . . Yds.	427	2,741	11,634	6,306	4,281	1,468	6,023	25,548	13,144	5,511
Shawls . . . No.	19,300	11,000	13,000	240	..	30,568	13,123	18,960	245	..
Piece goods—										
Grey (unbleached) . . . Yards	102	688	2,358	123	912	3,269
White (bleached) . . . " "	7,595,704	8,414,636	7,503,655	4,253,804	3,549,081	30,41,905	32,85,562	29,19,724	14,53,322	10,52,661
Coloured, printed or dyed—										
Printed goods . . . " "	2,717,139	6,486,179	3,127,233	1,283,525	962,477	14,99,581	33,61,503	15,38,511	5,51,922	3,62,171
Dyed goods . . . " "	4,228,456	8,428,274	4,239,942	3,490,330	1,437,042	18,41,928	14,37,337	18,39,473	11,67,725	4,17,061
Woven coloured goods . . . " "	5,129,215	1,341,325	6,928,642	3,770,975	617,831	27,84,330	7,47,520	35,52,365	17,89,097	2,31,511
Thread, sewing . . . Lbs.	148,522	144,095	194,691	108,042	84,666	4,60,517	4,55,343	6,53,602	3,16,450	2,33,431
Other sorts of manufactures . . . Value	—	—	—	—	—	1,21,485	31,622	25,301	22,904	8,551
Total Cotton manufactures (including Twist and yarn)	—	—	—	—	—	1,22,50,230	1,06,02,683	1,16,11,048	61,77,703	29,74,271

No. 13—continued
NETHERLANDS—continued
IMPORTS THEREFROM—concluded

ARTICLES	QUANTITY					VALUE				
	1927-28	1928-29	1929-30	1930-31	1931-32	1927-28	1928-29	1929-30	1930-31	1931-32
TEXTILES—continued						B	B	B	B	B
Haberdaery and Millinery— Lace and embroidery Value	—	—	—	—	—	23,410	1,15,185	14,831	1,345	701
Other sorts	—	—	—	—	—	23,320	49,703	19,268	13,249	31,918
Silk manufactures—										
Gunny cloth Yards	..	141,265	11,659
Silk manufactures—										
Goods of silk mixed with other materials	89,109	19,163	189	53,361	27,982	1,492
Other sorts Lbs.	5,079	3,461	7,366	6,079	..	6,000	3,582	3,367	6,993	..
Total silk manufactures (in- cluding silk yarn, noils and watts) Value	—	—	—	—	—	59,361	31,564	9,859	6,993	..
Wool, Manufactures—										
Yarn and knitting wool Lbs.	1,435	335	6	750	..	1,070	1,212	..	2,282	..
Blankets and rugs other than floor rugs	22,074	9,392	1,232	454	..	14,351	10,837	2,086	350
Piece goods Yards	263,158	201,175	245,184	121,985	89,125	8,95,641	7,23,060	8,37,020	3,66,482	2,35,922
Shawls	1,775	250	..	3	..	6,739	1,798	..	3	..
Other sorts Value	—	—	—	—	—	9,867	10,070	3,525	9,099	7,395
Total Woolen manufac- tures (including yarn and knitting wool)	—	—	—	—	—	9,13,957	7,50,489	8,52,289	3,79,952	2,46,667
Artificial Silk—										
Artificial silk yarn Lbs.	505,900	707,370	430,037	762,980	1,003,028	10,72,859	13,39,251	6,35,873	8,67,173	10,10,106
Piece goods of cotton and artificial silk Yards	107,104	102,435	150,727	51,140	15,213	1,10,560	86,305	1,08,934	40,944	16,279
Other sorts Value	—	—	—	—	—	2,497	7,249	40,063	45,547	3,502
TOBACCO—										
Unmanufactured Lbs.	69,439	9,354	82,022	84,216	50,526	95,786	74,251	1,07,337	1,19,527	67,046
Manufactured— Cigars	8,738	7,052	7,442	6,062	3,396	45,187	40,697	35,855	38,117	20,597
Other sorts	1,078	103	2,095	4	77	4,353	225	3,412	83	593
Total Tobacco	79,255	16,509	91,559	90,282	53,999	1,45,326	1,15,173	1,46,604	1,57,632	88,241
TOYS AND REQUISITES FOR GAMES AND SPORTS, including Fish- ing tackle Value	—	—	—	—	—	10,357	23,760	7,292	31,216	6,829
UMBRELLAS AND UMBRELLA FITTINGS	—	—	—	—	—	17,566	5,915	4,795	2,067	2,642
ENGINES, excluding LOCO- MOTIVES, ETC., FOR RAIL- WAYS—										
Carriages and carts not mechanically propelled and parts thereof (ex- cluding Railway car- riages, trucks, etc.)—										
Carriages and carts not mechanically propelled, etc. (excluding rail- way carriages, trucks, etc.) No.	60	1	..	97	6	3,946	255	..	5,931	485
Parts of carriages and carts (excluding rub- ber tyres) Value	—	—	—	—	—	5,268	6,672	4,723	609	1,440
Perambulators and parts thereof	—	—	—	—	—	110	882	8	576	..
Total Carriages and Carts, etc.	—	—	—	—	—	9,324	7,709	4,731	7,119	1,923
Cycles (other than motor cycles) and parts there- of and accessories	—	—	—	—	—	30,182	58,774	87,268	89,886	62,298
Mechanically propelled vehicles (excluding rail- way locomotives and tractors) and parts	—	—	—	—	—	97,573	1,73,377	3,07,779	1,21,784	42,775
WOOD AND TIMBER—										
Manufactures of wood other than furniture and cabinetware	—	—	—	—	—	11,958	16,970	6,638	2,799	5,525
POSTAL ARTICLES NOT SPECIFIED	—	—	—	—	—	33,866	9,613	8,899	10,010	20,897
ALL OTHER ARTICLES OF MERCHANDISE	—	—	—	—	—	40,873	1,36,164	2,37,721	1,09,727	1,34,380
GRAND TOTAL	—	—	—	—	—	4,80,60,422	4,76,78,761	4,22,33,016	3,22,33,647	2,04,27,113

No. 13—continued
NETHERLANDS—continued
EXPORTS THERE TO

INDIAN MERCHANDISE

ARTICLES	QUANTITY					VALUE				
	1927-28	1928-29	1929-30	1930-31	1931-32	1927-28	1928-29	1929-30	1930-31	1931-32
Bones for Manufacturing Purposes Tons	741	446	222	65	150	R 91,417	R 53,561	R 24,784	R 6,359	R 15,030
BUILDING AND ENGINEERING MATERIALS, other than OF IRON, STEEL, OR WOOD Value	—	—	—	—	—	1,42,500	3,01,172	2,27,960	2,37,500	1,42,275
CASHEW Chemicals and Chemical Preparations, etc. Value	—	—	569	3,140	3,737	—	—	17,680	47,840	42,455
COFFEE Unmanufactured (excluding ROPE) Tons	29,802	15,464	4,991	18,208	9,423	25,51,277	12,85,638	3,91,848	11,51,856	5,85,022
COFFEE Manufactured (excluding ROPE) Tons	—	1	18	—	—	—	187	12,605	—	100
DRUGS AND MEDICINES (excluding CHEMICALS AND NARCOTICS)—Nuxvomica Owt.	5,908	5,525	5,622	4,547	4,817	20,90,759	18,38,601	19,09,467	16,53,384	12,61,426
Other sorts Value	12,998	5,340	16,188	9,833	4,600	71,958	32,746	1,19,071	68,488	20,700
DYEING AND TANNING SUBSTANCES—Cutch and Gambler Owt.	—	—	—	—	—	—	—	—	—	—
Myrobalaan " "	4,868	4,258	4,257	6,271	5,780	92,116	86,048	88,591	1,15,294	65,876
Myrobalaan extracts " "	65,542	46,975	36,672	54,959	49,508	5,51,147	3,85,722	2,50,286	3,79,507	2,83,478
Other sorts " "	2,078	1,244	—	—	703	28,925	20,905	—	—	7,637
Total Dyeing and Tanning Substances " "	1,827	839	802	321	524	13,055	6,638	7,206	5,814	7,257
FIBRE FOR BRUSHES AND BROOMS Tons	74,810	52,816	40,281	61,585	56,513	6,68,248	4,79,308	3,40,098	5,00,615	3,64,248
FODDER, BEAN, AND POLLARDS (excluding oilcake)—Rice bran " "	573	461	613	577	584	2,57,264	2,15,797	2,64,561	2,62,184	2,81,074
Other sorts of fodder " "	3,405	3,768	1,751	2,250	3,598	1,57,949	1,90,084	70,001	81,057	2,35,584
FRUITS AND VEGETABLES Value	100	—	—	—	—	5,625	27,945	2,962	3,469	2,335
GRAIN, PULSES AND FLOUR—Barley Tons	3,956	18,402	—	—	790	3,59,792	15,92,376	—	—	47,430
Jowar and Bajra " "	—	—	—	1,026	24,207	—	—	—	53,626	15,39,918
Maize " "	940	1,910	—	—	—	94,095	1,91,488	—	—	—
Pulse—Beans " "	—	25	—	—	—	—	2,556	—	—	—
Other sorts " "	4,519	8,209	—	99	104	5,72,991	4,21,183	—	8,775	6,255
Total of Pulse " "	4,519	8,234	—	99	104	5,72,991	4,23,739	—	8,775	6,255
Rice in the husk (paddy) " "	—	900	400	5,188	19,257	—	74,354	32,323	2,42,731	7,57,361
Rice, not in the husk—Boiled rice " "	—	2,237	351	600	299	—	3,96,851	46,280	56,598	28,947
Cleaned rice " "	96,010	72,562	124,863	97,829	180,124	1,40,63,771	1,01,91,008	1,53,49,784	93,88,066	1,03,87,036
Broken cleaned rice " "	—	825	275	505	2,520	—	96,911	31,654	44,790	1,08,356
Other sorts " "	—	—	—	1,830	4,826	—	—	—	1,02,078	3,27,938
Total Rice not in the husk " "	96,010	75,624	124,989	100,364	187,775	1,40,63,771	1,06,84,765	1,54,27,718	95,86,527	1,08,52,296
Rice flour and ground rice " "	84	—	—	—	—	6,650	91,000	—	—	—
Wheat " "	—	650	—	400	—	—	—	—	—	—
Other sorts " "	35	138	10	20	17	6,920	23,635	2,232	40,900	—
Total Grain, Pulse and Flour " "	104,594	95,858	125,309	107,997	202,150	1,51,04,419	1,80,81,407	1,54,62,278	99,36,294	1,32,05,026
GUMS AND RESINS Owt.	—	—	316	671	838	—	—	21,025	27,990	9,186
HARDWARE AND CUTLERY, including electro-plated ware Value	—	—	—	—	—	11,432	11,699	10,025	4,975	—
HIDES AND SKINS, RAW—Hides, raw—Buffalo hides Tons	140	201	85	22	3	—	—	—	—	—
—No. —	19,562	47,739	14,852	4,550	1,830	82,251	1,43,541	63,982	23,361	1,538
Cow hides Tons	555	1,587	852	907	491	—	—	—	—	—
—No. —	163,250	447,634	225,399	265,113	149,920	6,39,974	13,38,683	10,83,890	10,29,409	3,71,820
Calf skins Tons	13	77	78	116	80	—	—	—	—	—
—No. —	4,450	35,664	25,098	59,775	30,042	15,373	1,39,509	89,366	92,966	54,204
Other hides Tons	—	8	—	—	—	—	—	—	—	—
—No. —	—	534	—	—	—	—	2,497	—	—	—
Total Hides, raw Tons	708	1,867	1,015	1,045	574	—	—	—	—	—
—No. —	187,272	531,571	264,849	325,438	181,842	7,37,498	21,19,230	12,37,240	11,45,736	4,27,562
Skins, raw—Goat skins Tons	657	435	220	441	368	—	—	—	—	—
—No. —	1,865,718	875,323	471,710	777,413	708,318	25,36,278	17,35,272	8,58,580	12,96,176	8,87,740
Sheep skins Tons	5	21	19	29	16	—	—	—	—	—
—No. —	5,700	30,313	24,813	49,200	21,500	5,975	31,358	27,018	48,560	12,187
Other skins Tons	—	25	23	44	16	—	—	—	—	—
—No. —	6,950	32,499	194,398	270,315	78,122	9,300	56,298	3,41,972	3,43,694	78,437
Total Skins, raw Tons	662	591	262	514	399	—	—	—	—	—
—No. —	1,378,268	938,025	692,321	1,005,938	807,940	35,50,958	18,22,023	12,27,516	10,83,430	9,78,364
Total Hides and Skins, raw (excluding cuttings of hides and skins, raw) Tons	1,370	2,898	1,277	1,559	978	—	—	—	—	—
—No. —	1,365,548	1,469,696	957,670	1,425,366	989,782	32,85,451	39,42,158	24,64,755	23,29,166	14,05,926

No. 13—continued

NETHERLANDS—continued

EXPORTS THERETO—continued

INDIAN MERCHANDISE—continued

ARTICLES	QUANTITY					VALUE				
	1927-28	1928-29	1929-30	1930-31	1931-32	1927-28	1928-29	1929-30	1930-31	1931-32
HORNS, TIPS AND RINGS OF HORN . . . Cwts.	9,280	7,758	7,948	3,919	1,315	1,74,813	1,53,353	1,55,320	68,661	13,671
KAROK . . . "	15,571	6,981	7,505	5,228	9,590	7,04,889	2,98,098	2,91,131	1,55,807	2,43,098
LAC—										
Button . . . "	33	340	185	363	128	5,625	50,145	21,740	34,831	8,675
Seed . . . "	..	44	308	885	5,400	19,410	38,578	..
Shell . . . "	1,732	3,271	2,469	2,189	1,226	2,30,814	4,20,600	2,69,244	1,38,362	48,558
Stick . . . "	972	737	125	37	201	90,771	56,166	10,192	3,000	3,745
Other kinds . . . "	2,345	294	..	2,320	..	1,02,129	15,000	..	29,043	..
Total Lac . . . "	5,082	4,686	2,987	5,794	1,555	4,29,399	5,47,311	3,20,586	2,43,814	60,978
LEATHER—										
Skins, tanned or dressed—										
Goat skins { Tons 33 24 31 50 34						2,18,902	1,63,959	2,17,015	3,32,276	2,25,000
{ —No. —137,202 —1,04,100 —123,322 —215,918 —144,500										
Sheep skins { Tons 38 23 18 13 6						1,73,637	1,06,100	60,140	58,507	24,000
{ —No. —158,139 —1,06,054 —55,500 —52,750 —24,000										
Other skins { Tons						896	..	20,007	3,100	2,500
{ —No. —448 .. —10,904 —3,155 —500										
Total skins, tanned or dressed { Tons 71 47 44 63 40						3,93,485	2,70,059	2,97,162	3,88,883	2,51,500
{ —No. —295,789 —2,10,154 —189,726 —271,823 —169,900										
MANURES—										
Bonemeal . . . Tons	210	320	99	10	20	9,212	38,270	10,938	1,150	2,000
Fish manures . . . "	261	462	177	54	135	32,515	70,363	22,405	9,500	3,048
METALS AND ORES—										
Chromite (or chrome iron ore) . . . "	3,900	3,600	150	1,17,000	1,23,000	6,000
Lead, pig . . . Cwts.	..	35,001	20,008	4,90,007	3,40,031
Iron or Steel, pig . . . Tons	136	664	2,806	6,347	22,805	98,150
Manganese ore . . . "	15,000	8,001	34,350	11,500	2,500	4,29,500	2,40,025	9,78,112	4,00,000	89,375
Tin . . . Cwts.	8,903	6,290	2,600	2,720	..	22,554	19,987	8,370	6,682	..
Other metals . . . "	815	409	20,420	1,802	322	4,339	9,254	4,10,835	55,291	15,281
Ores, unenumerated . . . Tons	1,839	314	66,824	15,404
Total Metals and Ores . . . "	19,376	13,686	36,837	14,229	5,811	5,73,898	8,82,278	17,41,195	5,51,602	2,24,210
MICA . . . Cwts.	25	142	465	389	341	1,300	10,040	18,060	32,598	12,644
OILS—										
Essential—										
Lemongrass oil . . . Gals.	1,632	3,936	3,164	571	3,542	28,148	97,898	43,904	7,800	39,728
Balma rosa . . . "	42	264	2,250	8,875	..
Vegetable, non-essential—										
Castor . . . "	6,089	15,773	2,400	3,600	1,680	18,000	34,500	6,000	9,000	2,400
Coconut . . . "	20,203	44,001	41,088	20,624	18,414	46,496	1,02,405	90,285	41,464	20,282
Groundnut . . . "	..	480	340	..	38,820	..	970	600	..	50,901
Other sorts of oils . . . "	..	312	158	14	98	..	1,650	2,075	375	1,259
Total Oils . . . "	27,924	64,557	47,112	25,073	57,554	87,644	2,07,423	1,45,114	7,514	1,14,651
OIL CAKES—										
Groundnut cakes . . . Tons	11,549	17,574	25,374	18,146	26,855	15,10,258	22,98,859	35,02,464	18,33,625	19,96,440
Lined cakes . . . "	20,432	29,002	12,287	4,161	7,603	22,35,772	35,81,922	16,72,835	3,89,187	5,55,945
Rape and Sesamum cakes . . . "	..	521	818	64,574	1,08,433
Others . . . "	90	61	59	25	154	10,854	8,140	8,164	1,250	3,207
TOTAL OIL CAKES . . . "	32,091	47,158	39,088	22,332	34,512	37,56,884	59,52,995	52,91,908	22,24,062	24,60,592
PAINTERS' MATERIALS . . . Value	20	50	..	17,900
PARAFFIN WAX . . . Tons	4,191	6,207	4,199	2,980	3,211	19,08,767	28,37,369	19,29,970	13,43,825	13,30,564

No. 13—continued
NETHERLANDS—continued
EXPORTS THERE TO—continued

INDIAN MERCHANDISE—concluded

ARTICLES	QUANTITY					VALUE				
	1927-28	1928-29	1929-30	1930-31	1931-32	1927-28	1928-29	1929-30	1930-31	1931-32
						R	R	R	R	R
SEEDS—										
Essential . . . Tons	22	15	29	14	25	7,575	8,807	7,808	5,358	4,969
Non-essential—										
Groundnuts . . . "	112,106	132,488	154,165	187,850	147,192	2,89,85,508	3,32,71,859	3,50,64,733	2,67,06,741	2,10,55,539
Linseed . . . "	4,800	445	7,054	22,799	400	9,69,060	81,334	18,18,881	52,00,730	45,017
Mustard . . . "	55	271	118	84	164	16,012	79,859	35,234	19,764	33,878
Mowra or Mowra . . . "	..	450	100	200	69,562	15,750	20,000	..
Niger . . . "	149	49	111	199	178	84,638	13,298	22,475	85,002	22,435
Poppy . . . "	900	..	83	..	1	8,12,625	..	11,192	..	270
Rape . . . "	8,974	11,853	15,507	3,825	8,752	19,68,104	25,75,783	32,52,979	6,24,540	11,32,087
Sesamum (til or jinjil) . . . "	1,956	3,650	2,850	..	775	5,44,342	9,54,934	6,54,807	..	1,20,985
Other sorts . . . "	80	25	79	75	2,258	12,560	3,250	10,062	6,125	1,90,248
Total Seeds . . . "	129,042	149,246	180,045	194,546	159,745	3,28,50,474	3,70,57,686	4,02,92,871	3,26,08,280	2,26,14,475
SPICES—										
Ginger . . . Cwts.	50	160	25	245	100	2,250	6,273	876	7,552	3,500
Cardamoms . . . "	10	28	76	78	33	3,000	7,650	18,708	11,622	24,827
Pepper . . . "	1,210	850	367	237	260	95,600	48,550	32,590	11,500	12,099
Total spices . . . "	1,270	738	468	560	393	1,00,850	62,473	52,173	30,674	40,426
TEA, BLACK . . . Lbs.	20,555	66,468	84,172	76,136	79,038	15,967	68,128	49,707	45,709	42,030
TEXTILES—										
Cotton—										
Raw . . . Tons	6,278	9,047	11,350	10,392	5,921	59,53,460	87,01,755	89,63,731	61,05,914	29,78,648
Waste . . . P. Cwts.	17,119	13,670	20,056	7,636	1,814	4,02,614	1,67,758	2,45,287	93,165	15,155
Manufactures . . . Value	—	—	—	—	—	2,715	221	1,114	2,805	..
Jute—										
Raw . . . Tons	20,946	17,072	21,630	19,456	12,076	69,52,500	61,05,119	71,92,181	40,38,979	21,86,484
Manufactures—										
Gunny bags . . . No.	1,321,125	1,240,450	1,610,100	2,770,200	1,390,500	6,21,026	6,20,776	5,92,287	7,63,332	2,81,940
.. cloth . . . Yards	232,000	586,500	136,000	40,235	75,503	14,277
Wool, raw . . . Lbs.	5,376	18,144	2,352	11,010	1,534	2,520	5,700	1,050	8,989	800
Manufactures—										
Carpets and rugs . . . "	1,581	324	6,233	10,480	4,732	5,300	600	6,136	11,156	7,361
TOBACCO—										
Unmanufactured . . . "	1,871,937	784,880	1,166,159	2,341,461	945,859	3,08,724	1,62,560	2,39,291	2,30,527	1,29,629
Manufactured . . . "	1,068	1,103	1,108	90,029	1,712	1,564	1,891	1,685	11,674	2,254
WOOD AND TIMBER—										
Timber, other than rail- way sleepers—										
Teak wood . . . Cubic Tons	3,842	4,081	4,162	2,498	910	11,43,242	11,95,705	12,51,259	7,23,457	2,42,313
Other kinds of wood and timber . . . Value	—	—	—	—	—	2,575	39,872	54,159	2,134	5,700
Total Wood and Timber . . . "	—	—	—	—	—	11,45,817	12,35,577	13,05,418	7,25,591	2,49,013
Postal Articles . . . "	—	—	—	—	—	—	55,419
ALL OTHER ARTICLES OF MERCHANDISE . . . "	—	—	—	—	—	1,10,223	1,00,698	4,18,894	18,067	75,040
GRAND TOTAL . . . "	—	—	—	—	—	5,10,89,887	5,70,58,965	9,08,22,557	6,66,71,264	3,09,55,330

No. 13—continued
NETHERLANDS—concluded
EXPORTS THERE TO—concluded

FOREIGN MERCHANDISE

ARTICLES	QUANTITY					VALUE				
	1927-28	1928-29	1929-30	1930-31	1931-32	1927-28	1928-29	1929-30	1930-31	1931-32
APPAREL (including DRAPERY, UNIFORMS, ACCOUTREMENTS BUT excluding HOSIERY AND BOOTS AND SHOES) .Value	—	—	—	—	—	6,780	11,430	3,760	2,340	1,750
COAL AND COKE . . . Tons	1,600	31,800
DRUGS AND MEDICINES (excluding CHEMICALS AND NARCOTICS) . . . Value	—	—	—	—	—	883	2,476	20,766	3,19,594	513
FRUITS AND VEGETABLES . . .	—	—	—	—	—	175	11,760	4,522	22,050	675
FURNITURE AND CABINET-WARE	—	—	—	—	—	87	500	60	5,000	400
GRAIN, PULSES AND FLOUR—Rice not in the husk . Tons	1,973	1,72,900
GUMS AND RESINS . . . Cwts.	33	..	263	900	..	5,100
HARDWARE (excluding cutlery and electroplated ware) Value	—	—	—	—	—	36,558	40,082	43,512	57,758	76,881
INSTRUMENTS, APPARATUS AND APPLIANCES AND PARTS THEREOF	—	—	—	—	—	4,055	3,060	28,228	39,918	24,444
MACHINERY AND MILLWORK	—	—	—	—	—	6,409	13,262	4,375	14,796	6,372
METALS AND ORES—										
Brass, Bronze, etc. . . Cwts.	412	9,953	..
Copper	207	51	9,875	2,040	..
Iron or Steel . . . Tons	225	31	13	..	2	12,362	2,427	1,516	..	416
Tin—										
Unwrought (blocks, ingots, bars and slabs) . Cwts.	..	1,000	2,500
Unenumerated	120	2,445	1,522	240	..	5,000	95,154	1,38,659	4,125
Total Metals and ores . Tons	225	87	146	99	14	12,362	9,927	1,06,546	1,50,651	4,541
OILS Gals.	..	12	480	80	405	37,738	3,356	..
PROVISIONS AND OILMAN'S STORES	303	148	31	109	306	32,193	13,931	2,570	12,406	21,606
SEEDS Tons	112	31,600
TEXTILES—										
Cotton—										
Manufactures—										
Thread, sewing . . lbs.	2,797	1,378	672	2,650	1,574	9,585	4,860	5,085	3,991	4,221
Wool, Raw	10,014	11,424	13,064	4,250
" manufactures . Value	—	—	—	—	—	33,529	46,951	8,150	4,100	14,316
Tobacco Lbs.	2,559	4,831	1,500	837	344	5,366	9,214	2,527	775	462
ALL OTHER ARTICLES OF MERCHANDISE . Value	—	—	—	—	—	26,711	54,601	8,737	25,673	10,643
GRAND TOTAL	—	—	—	—	—	1,87,762	2,21,804	3,40,975	6,58,408	3,44,829
GRAND TOTAL OF INDIAN AND FOREIGN MERCHANDISE	—	—	—	—	—	8,12,77,649	8,72,80,769	9,11,68,582	6,78,29,672	5,13,00,159

BELGIUM
IMPORTS THEREFROM

ARTICLES	QUANTITY					VALUE				
	1917-28	1928-29	1929-30	1930-31	1931-32	1927-28	1928-29	1929-30	1930-31	1931-32
						R	R	R	R	R
APPAREL (excluding HOSIERY AND BOOTS AND SHOES)—										
Apparel (including drapery, uniforms and accoutrements) . . . Value	—	—	—	—	—	27,225	16,443	23,066	11,772	4,193
Other sorts . . . "	—	—	—	—	—	70	166	3,761	1,974	473
Total Apparel . . . "	—	—	—	—	—	27,295	16,609	26,827	13,746	4,666
ARMS, AMMUNITION, AND MILITARY STORES—										
Cartridge cases—										
Filled (a) . . . No.	424,875	767,850	1,473,225	1,264,475	381,050	22,755	39,767	82,055	68,892	20,471
Shot gun cartridges, filled, " "	—	78,077	187,500	73,324	35,650	—	5,464	9,812	4,386	2,275
Rifle and other cartridges, " "	76,726	65,830	61,662	13,830	31,640	39,438	30,206	30,382	9,531	14,506
Explosives—										
Blasting fuse . . . Lbs.	242,700	192,000	199,500	55,500	100,500	—	—	—	—	28,605
Dynamite . . . Lbs.	—	—	—	—	18,500	—	—	—	—	97,653
Gelatine dynamite . . . Lbs.	—	—	—	—	83,500	—	—	—	—	14,482
Detonators . . . No.	—	—	—	—	275,000	—	—	—	—	7,040
Others . . . Value	—	—	—	—	—	—	—	—	—	—
Total Explosives . . . "	—	—	—	—	—	1139,438	30,296	30,382	9,531	1,62,836
Firearms and parts thereof . . . "	—	—	—	—	—	1,37,320	1,60,974	1,29,524	80,387	1,15,215
Other sorts . . . "	—	—	—	—	—	15,555	5,927	3,638	2,630	1,575
Total Arms, Ammunition, and Military stores . . . "	—	—	—	—	—	2,15,068	2,42,423	2,55,461	1,65,826	3,02,375
ASBESTOS—										
Manufactures . . . "	—	—	—	—	—	1,47,663	2,20,565	2,89,936	2,34,127	44,418
BELTING FOR MACHINERY—										
Of Leather . . . "	—	—	—	—	—	1,926	31,590	52,270	29,089	7,333
Of other material . . . "	—	—	—	—	—	200	—	39,226	45,903	18,126
Total of Belting for Machinery . . . "	—	—	—	—	—	2,126	31,590	91,496	74,992	25,459
BOOKS PRINTED AND PRINTED MATTER (not being STATIONERY) including MAPS AND CHARTS . . . Cwts.	78	82	40	119	104	9,503	4,042	5,107	15,911	14,452
BOOTS AND SHOES—										
All Leather . . . Pairs	2,080	1,697	1,078	903	1,075	18,521	8,454	6,440	4,293	4,764
Rubber soled with Canvas uppers(b) . . . "	—	30,141	11,089	1,648	64	—	61,066	16,848	2,239	107
Of other materials . . . "	37,777	9,381	3,658	960	468	47,432	22,323	9,962	3,240	1,817
Total of Boots and Shoes . . . "	39,857	41,519	16,833	3,513	1,607	59,953	91,843	33,250	9,792	6,688
BRUSHES AND BROOMS dozen	4,393	8,510	5,811	2,444	2,226	7,142	14,042	10,561	4,397	3,466
BUILDING AND ENGINEERING MATERIALS other than OF IRON, STEEL OR WOOD—										
Asphalt . . . Tons	—	5	481	674	1	132	3,355	40,764	52,520	52
Cement—										
Portland . . . Tons	1,557	2,862	3,550	1,850	821	76,571	1,21,848	1,47,290	78,618	34,946
Other kinds . . . "	19	5	2	26	7	1,079	373	427	1,186	1,269
Total Cement . . . "	1,576	2,867	3,552	1,876	828	77,650	1,22,221	1,47,717	79,804	36,215
Tiles . . . No.	2,758,148	3,639,505	4,929,177	2,733,593	2,313,303	3,50,725	4,40,907	5,48,086	3,36,466	2,91,571
Other sorts . . . Value	—	—	—	—	—	12,139	14,260	9,699	14,868	4,276
Total Building and Engineering materials, etc. . . "	—	—	—	—	—	4,40,647	5,80,749	7,46,266	4,88,656	3,32,414
BUTTONS OF ALL SORTS . . . "	—	—	—	—	—	31,976	15,497	7,691	6,144	3,393
CANDLES OF ALL KINDS Lbs.	188,117	183,326	162,399	66,250	63,232	66,563	60,552	62,399	28,002	19,871
CHEMICALS AND CHEMICAL PREPARATIONS (excluding CHEMICAL MANURES AND MEDICINES)—										
Acids—										
Sulphuric . . . Cwts.	22	106	4,232	—	225	245	2,274	23,328	—	1,351
Other sorts . . . "	869	380	209	405	56	25,635	11,442	7,179	15,038	1,496
Total of acids . . . "	891	486	4,441	405	281	25,880	13,716	30,507	15,038	2,847
Aluminous sulphates . . . "	2,005	2,006	50	50	—	8,797	9,796	319	221	—
Ammonia and salts thereof . . . "	415	853	522	183	223	43,136	61,052	38,023	12,016	15,458
Arsenic and its oxides . . . "	459	755	598	448	460	10,393	15,112	11,835	8,241	8,738
Bleaching Materials—										
Bleaching powder (calcium hypochlorate, chloride of lime) . . . "	33	79	99	2,257	2,613	307	—	587	12,384	14,225
Carbide of calcium . . . "	397	968	2,657	1,542	393	6,200	936	—	5,429	—
Copper Sulphate . . . "	969	859	664	901	1,993	17,054	18,034	50,553	24,799	36,962
Coppers . . . "	1,034	—	—	—	928	3,817	3,316	2,791	3,064	3,537
Disinfectants—										
Naphthalene . . . "	2,860	4,236	7,823	4,153	4,585	38,946	59,962	1,04,124	50,392	46,283
Others . . . "	107	69	111	73	211	1,574	1,038	1,489	1,021	2,706
Total Disinfectants . . . "	2,967	4,305	7,934	4,226	4,796	40,520	61,000	1,05,613	51,413	49,079
Magnesium compounds . . . "	25	12	1,262	—	—	230	55	3,320	—	—
Potassium compounds . . . "	3,322	4,984	667	740	1,192	67,247	96,213	18,570	19,501	26,787
Soda compounds . . . "	14,461	9,848	3,963	3,299	5,917	1,09,407	84,231	35,893	33,235	77,668
Sulphur (brimstone) . . . "	—	10	669	244	—	—	100	4,235	1,808	—
Zinc Chloride . . . "	1,443	695	1,895	2,251	—	1,876	19,984	25,981	25,635	21,303
Other sorts of chemicals Value	—	—	—	—	—	179,916	31,989	69,707	48,942	33,959
Total Chemicals and Chemical preparations . . . "	—	—	—	—	—	4,32,888	4,06,457	3,97,914	3,06,297	2,95,927

(a) Shown separately under the sub-heads from 1928-29,
(b) Separately shown from 1928-29.

No. 13—continued

BELGIUM—continued

IMPORTS THEREFROM—continued

ARTICLES	QUANTITY					VALUE				
	1927-28	1928-29	1929-30	1930-31	1931-32	1927-28	1928-29	1929-30	1930-31	1931-32
CHINA CLAY . . . Cwts.	6,800	100	200	250	702	26,873	401	763	1,190	3,005
CORDAGE AND ROPE OF VEGETABLE FIBRE (ex- cluding JUTE AND COTTON) . .	335	545	220	535	..	12,659	21,405	7,875	19,188	..
COULDRY . . . Value	—	—	—	—	—	24,319	8,984	4,724	1,488	1,007
DRUGS AND MEDICINES (excluding CHEMICALS AND NARCOTICS)—										
Camphor . . . Lbs.	..	1,035	198	32,500	12,500	..	2,000	270	38,960	22,631
Codliver Oil . . . "	3,600	11,050
Proprietary and patent medicines . . . Value	—	—	—	—	—	98,301	69,518	36,025	21,200	18,625
Other sorts of drugs and medicines . . . "	—	—	—	—	—	33,591	56,329	33,003	75,849	49,214
Total Drugs and Medicines . .	—	—	—	—	—	1,43,842	1,27,847	69,298	1,36,009	90,470
DYEING AND TANNING SUBSTANCES—										
Alizarine . . . Lbs.	62,288	21,280	112	35,204	10,451	225
Aniline . . . "	187,207	131,489	54,930	58,864	135,608	2,83,094	2,01,027	1,08,646	74,618	1,94,474
Other sorts . . . Value	—	—	—	—	2,688	40,656	1,050	3,265	..	5,376
Total Dyeing and Tanning substances . . . "	—	—	—	—	—	3,59,854	2,12,528	1,12,136	74,618	1,99,850
EARTHENWARE AND PORCELAIN (excluding PIPES OF EARTHEN- WARE)—										
Earthenware—										
Pipes of Earthenware . Cwts.	2,718	3,722	3,193	1,936	404	16,849	21,523	11,218	9,165	1,818
Sanitary ware . . . Value	—	—	—	—	—	4,068	12,352	3,965	3,473	1,709
Other kinds . . . "	—	—	—	—	—	1,52,108	1,68,663	1,88,371	1,05,828	36,336
Porcelain . . . "	—	—	—	—	—	36,383	16,577	20,078	7,707	5,604
Total Earthenware and Porcelain .	—	—	—	—	—	2,09,408	2,19,115	2,24,132	1,26,173	45,514
FIREWORKS . . . Lbs.	10,482	1,440	6,832	10,360	2,054	6,009
FURNITURE AND CABINET- WARE										
Furniture of wood . . . Value	—	—	—	—	—	3,393	2,875	1,298	1,254	1,510
" of other materials (other than bedsteads) . . . "	—	—	—	—	—	1,064	5,169	15,401	7,150	6,084
Mouldings . . . "	—	—	—	—	—	3,015	61	..	8,947	69,432
Other sorts . . . "	—	—	—	—	—	101	400	..	2,029	692
Total of Furniture and Cabinetware . . . "	—	—	—	—	—	7,573	8,505	16,698	19,380	77,718
GLASS AND GLASSWARE—										
Funnels, globes, and glass parts of lamps . Value	—	—	—	—	—	1,36,645	95,719	1,36,106	68,663	44,802
Sheet and plate . . . Sq. Feet	20,182,859	19,940,100	16,040,000	14,502,247	10,548,904	18,49,274	19,74,760	18,73,860	14,36,179	11,51,302
Tableware (including decanter, tumblers, etc.) Value	—	—	—	—	—	1,73,284	1,75,440	1,50,884	1,19,168	37,330
Other glassware . . . "	—	—	—	—	—	2,82,960	2,35,765	2,07,258	1,28,641	86,176
Total Glass and Glass- ware . . . "	—	—	—	—	—	24,42,168	24,81,684	23,68,108	17,52,651	12,69,116
GLUE . . . Cwts.	1,599	3,532	4,064	4,196	4,593	55,014	1,64,446	2,38,251	2,38,907	2,28,121
GRAIN, PULSE AND FLOUR—										
Wheat . . . Tons	..	4,073	6,70,000

BELGIUM—continued

IMPORTS THEREFROM—continued

ARTICLES	QUANTITY					VALUE				
	1927-28	1928-29	1929-30	1930-31	1931-32	1927-28	1928-29	1929-30	1930-31	1931-32
HARDWARE, excluding CUTLERY AND ENAMEL-PLATED WARE—										
Builders' hardware, such as locks, hinges, door bolts, etc. Value	—	—	—	—	—	53,048	48,881	57,981	48,838	44,835
Domestic Hardware (other than Enamelled iron ware)	—	—	—	—	—	2,548	22,080	11,977	1,405	24,090
Implements and tools, other than agricultural implements and machine tools	—	—	—	—	—	49,361	44,200	20,116	14,374	14,708
Lamps, metal No.	3,991	4,085	2,615	240	159	12,530	6,200	2,118	823	2,539
Other sorts Value	—	—	—	—	—	8,18,581	4,00,649	3,09,078	2,55,544	2,11,171
Total Hardware, etc.						4,86,018	5,21,960	4,00,270	3,20,784	2,97,278
INSTRUMENTS, APPARATUS AND APPLIANCES AND PARTS THEREOF—										
Electrical, including telegraph and telephone apparatus not being machinery—										
Electric wires and cables—										
Rubber insulated Value	—	—	—	—	—	7,963	18,827	45,197	2,00,448	2,38,541
Insulations other than rubber	—	—	—	—	—	20,651	47,098	11,346	24,961	30,342
Baro copper wire (electrolytic) cwts.†	—	—	—	348	306	27,521	2,310	2,674	18,660	10,651
Telegraph and Telephone Instruments and Apparatus Value	—	—	—	—	—	..	10,303	8,054	13,741	20,781
* Electric glow lamps No.	99,718	98,669	—	—	—	57,681	47,538	—	—	—
Standard lighting lamps	—	—	34,805	108,872	—	—	—	14,958	64,913	—
Gas-filled electric bulbs (a)	—	—	—	—	30,951	—	—	—	—	13,084
Vacuum electric bulbs (a)	—	—	—	—	31,049	—	—	—	—	7,850
Accumulators (including parts) Value	—	—	—	—	—	1,04,654	37,940	3,24,118	3,79,322	1,21,658
Batteries	—	—	—	—	—	..	677	26,422	4,356	1,140
Other kinds	—	—	—	—	—	77,828	38,740	33,294	21,560	11,239
Total Electrical Instruments, etc.						2,96,298	2,00,523	4,66,038	7,27,970	4,55,256
Musical	—	—	—	—	—	4,384	6,444	4,202	4,060	3,945
Photographic	—	—	—	—	—	1,23,350	1,60,250	2,00,339	2,24,441	1,96,779
Surgical	—	—	—	—	—	4,124	4,679	549	1,153	452
Other kinds	—	—	—	—	—	17,373	12,438	12,029	27,867	9,252
Total Instruments, Apparatus and Appliances, etc.						4,45,529	3,34,334	6,84,052	9,85,491	6,65,714
IVORY—										
Unmanufactured Lbs.	4,428	3,040	2,475	5,888	3,201	31,035	20,156	17,337	36,345	120,075
LEATHER Value						41,435	93,957	50,171	22,032	14,510
LIQUORS, including DENATURIZED AND PERFUMED SPIRITS—										
also and beer—										
In bottles Gals.	880	7,990	2,994	4,532	28,361	2,468	18,108	5,250	8,133	45,275
In bulk	3,960	5,239	14,196	11,354	10,272	5,823	13,483	41,199	38,197	37,009
Spirit—										
Spirit, present in drugs, medicines or chemicals	902	937	136	343	172	21,154	21,473	5,207	3,761	4,459
Spirit, perfumed	611	252	123	286	30	25,163	12,921	11,529	17,799	4,554
Other sorts	619	533	220	54	39	9,672	8,576	3,020	1,325	1,159
Total Spirit	2,132	1,702	529	685	241	55,939	42,970	19,556	27,885	10,172
Wines—										
Champagne and other sparkling wines	2,601	2,516	2,504	3,598	1,516	74,514	72,804	83,006	1,17,166	44,378
Still red wines, other than Port	1,015	735	656	671	128	18,028	11,219	11,827	11,985	1,868
Other sorts of liquors	411	319	217	172	95	5,808	6,840	3,897	2,854	1,223
Total Liquors	10,999	18,491	31,396	21,013	40,613	1,60,630	1,64,430	1,64,735	2,06,220	1,40,005

* Shown under the heads immediately following from 1929-30.
 † Quantity shown from 1930-31.
 (a) Separately recorded from 1931-32.

No. 13—continued

BELGIUM—continued

IMPORTS THEREFROM—continued

ARTICLES	QUANTITY					VALUE				
	1927-28	1928-29	1929-30	1930-31	1931-32	1927-28	1928-29	1929-30	1930-31	1931-32
MACHINERY AND MILLWORK—										
Prime movers (other than electrical)—										
Locomotives (excluding those for railways)—										
Railway locomotives—										
Engines, tenders and parts thereof . . . Value	—	—	—	—	—	—	3,21,603	1,23,782	2,03,706	7,10,734
Others . . . " . . . Value	—	—	—	—	—	—	..	6,317	22,202	8,718
Other than locomotives—										
Parts of gas Engines . . . " . . . Value	—	—	—	—	—	11,195	..	144
Oil Engines . . . No.	20	23	24	33	37	1,20,600	67,731	1,83,478	1,64,788	1,79,300
Parts of oil Engines . . . Value	—	—	—	—	—	39,762	18,708	70,129	17,619	28,686
Steam Engines . . . No.	2	1	1	1,08,311	44,563	48,038
Parts of steam Engines Value	—	—	—	—	—	7,584	8,286	16,200	5,041	5,232
Others . . . " . . . Value	—	—	—	—	—	2,803	4,179	2,226	536	496
Total prime movers (other than electrical) . . . " . . . Value	—	—	—	—	—	2,99,375	4,60,065	4,50,204	4,14,582	9,33,200
Electrical machinery of all kinds, etc.—										
Control and switch gear . . . " . . . Value	—	—	—	—	—	8,061	3,527	9,060	11,976	6,888
Generators, alternators and dynamos . . . " . . . Value	—	—	—	—	—	82	24,415	35,644	33,627	1,985
Motors . . . " . . . Value	—	—	—	—	—	7,688	34,016	1,18,308	17,049	40,733
Turbo-generating sets . . . " . . . Value	—	—	—	—	—	..	79,516	..	64,785	67,043
Transformers . . . " . . . Value	—	—	—	—	—	7,523	3,565	7,612
Other kinds . . . " . . . Value	—	—	—	—	—	3,38,402	2,23,422	2,89,531	2,62,106	2,80,622
Machinery, not being prime movers or electrical machinery—										
Aerated water making machinery . . . " . . . Value	—	—	—	—	—	1,887	13,704	13,816	834	..
Agricultural machines . . . " . . . Value	—	—	—	—	—	4,840	870	14,079	47,082	7,088
Boilers . . . " . . . Value	—	—	—	—	—	85,104	57,388	1,00,649	69,091	12,322
Metal working machinery (including machine tools) . . . " . . . Value	—	—	—	—	—
Mining machinery . . . " . . . Value	—	—	—	—	—	14,30,725	2,01,591	1,98,540	99,081	6,68,451
Oil crushing and refining machinery . . . " . . . Value	—	—	—	—	—	49,768	77,665	4,802	19,388	1,59,410
Paper mill machinery . . . " . . . Value	—	—	—	—	—	1,627	12,603	4,456	4,363	2,047
Refrigerating machinery . . . " . . . Value	—	—	—	—	—	..	588	..	6,368	..
Rice and flour mill machinery . . . " . . . Value	—	—	—	—	—	58,954	54,880	59,727	29,594	9,589
Saw mill and wood working machinery . . . " . . . Value	—	—	—	—	—	3,508	5,604	3,035	7,382	3,598
Sewing and knitting machines and parts thereof . . . " . . . Value	—	—	—	—	—	1,01,548	15,780	6,749	2,395	4,533
Sugar machinery . . . " . . . Value	—	—	—	—	—	5,972	..	3,110	..	22,751
Textile machinery—										
Cotton . . . " . . . Value	—	—	—	—	—	1,42,860	1,17,270	1,01,289	34,884	40,258
Jute . . . " . . . Value	—	—	—	—	—	18,377	7,345	18,628	8,828	3,099
Other sorts of machinery . . . " . . . Value	—	—	—	—	—	3,52,200	2,72,964	3,19,091	2,94,419	3,82,018
Total Machinery and Millwork . . . " . . . Value	—	—	—	—	—	29,17,040	16,90,713	17,67,605	14,39,064	20,78,232
MANURES (excluding oil cakes)—										
Nitrogenous—										
Nitrate of Soda . . . Tons	1,066	1,055	22	149	381	2,01,058	1,69,833	3,376	22,324	48,101
Sulphate of Ammonia . . . " . . . Tons	235	100	1,106	401	100	37,625	15,720	1,62,307	51,197	9,334
Potassic—										
Muriate of Potash . . . " . . . Tons	183	15	2	..	1,475	21,527	1,700	266	..	1,82,230
Others (a) . . . " . . . Tons	305	30,639
Phosphatic—										
Superphosphate(a) . . . " . . . Tons	6,097	9,673	7,382	4,185	1,314	4,57,979	7,20,189	7,01,899	2,70,152	99,851
Others . . . " . . . Tons	753	36,016
Other sorts of manures . . . " . . . Tons	20	65	3	..	10	4,054	7,378	586	..	5,415
Total of Manures . . . " . . . Tons	8,201	10,908	8,465	4,785	4,878	7,22,243	9,11,420	8,68,374	3,43,678	4,07,086
METALS AND ORDS—										
Aluminium—										
Wrought—										
Circles . . . Cwts.	3,638	..	831	3,42,426	..	67,500
Sheets . . . " . . . Cwts.	135	22	47	32	10	12,768	1,547	3,751	3,619	638
Other manufactures . . . " . . . Cwts.	1,985	2,151	1,214	232	194	3,90,239	3,95,739	1,75,545	33,405	25,349
Total Aluminium . . . " . . . Cwts.	5,758	2,173	2,092	264	204	7,45,423	3,97,286	2,46,796	37,024	25,987
Brass, Bronze, and similar alloys and manufactures thereof—										
Unwrought . . . " . . . Cwts.	202	6,834
Wrought—										
Mixed or yellow metal, for sheathing . . . " . . . Cwts.	1,859	832	235	1,127	652	83,618	46,035	14,784	47,598	23,528
Rods . . . " . . . Cwts.	627	60	268	2	29	25,944	2,446	12,221	109	1,599
Sheets . . . " . . . Cwts.	279	291	176	116	129	18,109	16,930	11,968	6,623	6,855
Tubes . . . " . . . Cwts.	109	204	164	2	2	6,075	14,378	11,471	19	123
Wire . . . " . . . Cwts.	577	87	147	194	66	30,637	4,765	8,795	10,357	2,960
Other sorts . . . " . . . Cwts.	244	386	188	1,064	432	20,564	24,666	18,376	80,428	32,628
Total Brass, Bronze and similar alloys and manufactures thereof . . . " . . . Cwts.	3,897	1,860	1,178	2,495	1,310	1,89,775	1,09,219	78,109	1,45,383	67,658

* Recorded under Railway plant and rolling stock prior to 1928-29.
† Shown under revised classification from 1931-32.
(a) Separately recorded from 1931-32.

BELGIUM—continued
IMPORTS THEREFROM—continued

ARTICLES	QUANTITY					VALUE				
	1927-28	1928-29	1929-30	1930-31	1931-32	1927-28	1928-29	1929-30	1930-31	1931-32
						R	R	R	R	R
Metals and Ores—continued										
Copper—										
Wrought— Braziers . . . Cwts.	607	40	27,982	2,059
Rods . . . "	165	58	98	622	448	9,326	3,280	6,849	28,488	17,461
Sheets . . . "	33,125	18,974	7,006	7,218	2,658	15,79,027	9,50,146	4,19,271	3,61,694	1,16,835
Tubes . . . "	918	1,036	782	633	101	58,198	67,916	52,755	40,999	5,212
Wire excluding wire of telegraph and tele- phone . . . "	946	46	45	408	702	51,575	3,323	3,088	22,970	30,575
Others . . . "	200	92	178	70	180	12,864	6,682	14,312	4,748	9,588
Total Copper (excluding ore) ..	36,956	20,246	8,054	8,951	4,089	17,38,962	10,33,408	4,06,255	4,58,899	1,79,656
Iron—										
Pig . . . Tons	59	23	..	1	49	10,104	2,268	..	59	3,042
Manufactures—										
Angle and tee, bolt and rod . . "	..	523	108	266	555	94	49,508	18,462	25,588	47,355
Bars and channels . "	1,988	2,596	2,367	1,851	314	1,88,865	2,36,770	2,35,596	1,76,856	31,940
Rice, bowls . . "	3	804
Total Iron (excluding ore) ..	2,048	3,142	2,475	2,118	921	1,99,098	2,68,544	2,40,048	2,02,498	83,901
Steel—										
Angle and tee . . "	28,942	22,600	27,038	12,740	9,900	25,81,727	22,65,409	28,27,041	11,52,887	7,91,839
Spring . . . "	103	134	..	37	88	12,020	16,088	..	3,885	11,652
Bars . . . "	110,600	80,238	81,517	43,684	33,535	1,03,31,446	82,80,138	85,32,053	33,95,550	25,64,627
Cast—										
Toolsteel—										
High speed . . "	28	8	3	15	3	60,781	18,816	17,833	35,297	5,263
Carbon . . . "	4	4	0	3,873	2,984	5,080
Cast steel bars . "	28	14	10	10	..	11,905	2,692	3,944	1,882	..
Other cast steel . "	..	5	465
Ingots, blooms, billets and slabs . "	425	32	146	68	268	40,025	8,553	15,196	6,072	16,575
Total Steel . . . "	130,130	108,077	108,728	56,549	43,794	1,31,42,677	1,05,95,138	1,14,02,047	50,98,173	33,90,006
Iron or Steel—										
Beams, channels, pillars, girders, and bridgework . "	58,809	44,637	30,347	22,485	9,483	61,85,455	41,12,568	29,17,808	19,62,719	7,41,334
Bolts and nuts . . "	3,483	6,649	5,543	3,815	2,964	7,03,395	14,40,598	12,48,728	7,95,054	5,50,301
Fencing materials and wire . . . "	3,445	3,053	2,544	2,308	1,085	7,01,030	6,42,755	5,34,685	4,46,723	2,26,407
Hoops and stipes . "	10,397	18,335	17,248	12,838	7,513	13,42,198	17,52,583	22,67,732	15,95,709	8,60,414
Nails, rivets, and washers (excluding wire nails) . . "	4,757	5,168	4,970	4,082	2,555	10,23,570	11,85,316	11,40,436	8,91,865	5,49,394
Pipes and fittings, cast . "	6,419	4,356	444	172	68	8,57,824	5,88,155	78,030	26,648	19,971
Ralls, chains and flat- plates . . . "	3,886	3,439	5,360	4,848	976	4,17,902	4,10,872	5,91,540	6,17,795	1,27,144
Screws . . . "	298	261	222	231	671	1,42,937	1,04,522	1,28,204	1,38,111	3,72,475
Sheets and Plates—										
Galvanized—										
Corrugated . . "	16,363	25,903	44,640	30,445	20,040	37,52,460	52,77,406	90,12,578	70,10,441	42,97,176
Plain . . . "	5,159	6,070	6,328	3,705	0,461	11,11,418	12,60,522	13,11,543	16,58,645	13,21,356
Tinned . . . "	122	12	1	24	..	23,954	1,350	610	4,622	..
Not galvanized or tinned . . . "	30,566	23,901	14,312	11,301	4,658	36,03,058	28,09,449	16,38,171	12,37,759	4,27,205
Sleepers and keys of iron or steel for railways (a) . . "	—	59,687	50,802	13,860	345	—	48,94,183	44,98,330	13,97,558	41,441
Tubes, pipes and fittings, wrought . "	7,086	5,449	2,744	3,556	1,150	16,27,958	11,76,625	6,79,518	9,70,810	3,33,330
Wire other than fencing wire . . "	3,457	3,837	3,064	3,054	3,257	6,08,178	6,28,207	5,24,784	4,41,810	4,57,302
Wire nails . . . "	6,671	8,961	5,132	5,624	6,202	11,97,179	14,97,054	9,12,538	8,97,478	9,61,920
Wire rope . . . "	34	151	15	61	105	10,357	29,404	6,081	9,975	20,687
Other manufactures of iron or steel . "	13,519	12,056	7,418	12,201	4,705	18,08,759	20,08,623	12,60,372	17,21,925	5,52,961
Total Iron or Steel . . . "	174,971	227,105	201,140	148,765	78,038	2,51,17,622	2,98,20,602	2,87,64,768	2,18,13,787	1,18,66,739

(a) Recorded under "Railway plant and rolling stock" prior to 1928-29.

No. 13—continued
 BELGIUM—continued
 IMPORTS THEREFROM—continued

ARTICLES	QUANTITY					VALUE				
	1927-28	1928-29	1929-30	1930-31	1931-32	1927-28	1928-29	1929-30	1930-31	1931-32
METALS AND ORES—concluded.										
Lead—						R	R	R	R	R
Wrought—										
Sheets Cwts.	5,184	7,124	7,807	4,476	1,813	1,03,416	1,26,754	1,46,170	74,867	21,800
Pipes and tubes "	4,169	6,023	5,950	5,486	2,687	94,514	1,22,041	1,19,770	1,01,607	42,318
Other sorts "	296	395	259	789	80	6,942	6,573	5,530	16,452	1,637
Total Lead "	9,649	13,482	13,916	10,751	4,580	2,04,872	2,55,368	2,71,470	1,92,906	65,655
Quick Silver Lbs.	..	22,324	15,404	1,875	33	..	86,991	63,399	7,449	30
Tin Cwts.	109	187	92	98	7	26,896	28,059	11,816	16,256	828
Zinc or spelter—										
Unwrought "	3,228	13,581	740	1,731	1,314	71,932	2,61,319	16,729	25,375	18,499
Wrought or manufac- tured "	31,711	29,353	28,111	20,191	14,851	8,10,795	6,89,499	6,78,076	8,97,002	2,23,441
Other sorts "	60	46	1,876	2	..	1,509	938	38,559	13	..
Total Zinc or Spelter "	35,059	42,930	30,627	21,924	16,665	3,84,236	9,51,766	7,33,264	4,22,389	2,41,940
Other metals Tons	25	21	..	683	6	17,318	8,294	..	14,898	3,084
Total Metals (excluding ores) "	320,690	337,396	315,153	209,705	119,051	4,22,66,400	4,35,74,753	4,23,24,150	2,84,10,535	1,59,25,403
Total Ores "	..	3	5	..	1,928	501
Total Metals and Ores "	320,690	337,399	315,153	209,705	119,056	4,22,66,400	4,35,76,681	4,23,24,150	2,84,10,535	1,59,25,904
OILS—										
Essential Gals.	32	7	5	175	70	2,083	214	78	5,165	3,300
Mineral—										
Lubricating Oils "	134,043	217,578	42,090	1,448	16,517	2,08,113	3,59,164	31,539	1,919	14,942
Other kinds "	29,305	180,026	218,343	175,900	136,856	39,513	1,93,605	2,21,269	1,56,796	98,931
Mineral grease includ- ing Petroleum Jelly (b) Lbs.	53,316	16,218
Vegetable Oils "	4,024	41,753	89,313	38,091	53,243	19,115	79,894	1,70,657	69,121	61,504
Other kinds "	124	347
Total Oils "	168,428	439,364	349,751	215,704	..	2,69,171	6,32,577	4,23,543	2,38,001	1,93,893
OIL-CLOTH AND FLOOR- CLOTH Sq. Yds.	25,080	18,800	33,530	9,590	6,246	20,445	21,950	38,142	8,313	4,336
PACKING-ENGINE AND BOILER OF ALL KINDS excluding ASSES- SMENT Value	2,426	2,274	14,292	15,183	2,600
PAINTS AND PAINTERS' MATERIALS—										
Paints and Colours—										
Barytes Cwts.	21,649	887	53,011	89,305
Blue paint or Paris blue "	208	55	599	1,467	1,661	7,270	3,488	20,012	41,034	40,866
Red Lead—										
Genuine dry "	783	1,913	261	20	40	20,611	33,362	5,767	574	882
Reduced, dry White Lead—	..	201	151	375	10	2	1,790	1,299	2,993	136
Genuine, dry "	1,447	..	415	2,278	..	49,037	..	11,227	51,331	..
Zinc, white—										
Genuine, dry "	6,162	905	2,634	3,410	1,986	2,22,167	20,431	52,380	64,362	34,114
Lithopone (a) "	6,121	1,425	80,879	18,509
Other sorts—										
Coloured dry (a) "	10,779	8,148	1,13,775	82,881
Other sorts including Painters' materials Value	2,88,652	3,87,047	4,79,254	77,229	1,08,211
Total Paints and Paint- ers' materials "	5,87,789	4,51,118	5,69,989	4,85,238	3,24,704
PAPER AND PASTEBOARD—										
Paper—										
Packing paper Cwts.	7,260	5,833	5,114	4,324	3,096	1,37,654	1,31,485	1,16,313	67,429	62,624
Printing paper—										
News printing "	1,973	1,902	627	568	101	25,409	31,988	10,610	8,166	1,352
Other sorts "	16,564	11,706	12,765	9,807	5,934	3,59,876	2,46,490	2,80,732	2,07,721	1,21,097
Writing paper and envelopes—										
Writing paper in large sheets "	13,715	10,220	5,970	3,904	1,945	2,77,308	2,07,498	1,24,169	84,370	35,797
Note and letter paper and envelopes "	307	571	577	123	240	10,498	14,349	16,464	4,243	8,797
Envelopes imported separately "	377	314	105	44	208	13,896	12,619	4,197	2,940	6,350
Other kinds of paper "	1,785	2,766	3,001	3,524	1,902	65,734	1,06,933	99,347	1,08,012	62,855
Paper manufactures "	340	453	364	234	52	21,178	21,762	17,401	13,188	3,897
Pasteboard, millboard, and cardboard of all kinds—										
Straw boards "	3,141	2,346	905	2,409	1,561	20,335	15,533	7,146	17,324	8,918
Other kinds "	1,209	652	1,154	683	926	30,483	18,462	22,820	14,360	19,246
Manufactures of Paste- board, millboard and cardboard "	78	511	584	502	2,395	3,342	24,906	26,341	13,352	1,18,475
Total of Pasteboard, etc. "	4,428	3,509	2,643	3,594	4,832	54,665	53,901	56,807	45,536	1,46,639
Total Paper and Paste- board "	46,449	37,274	31,066	26,137	16,360	9,66,263	8,27,726	7,25,540	5,42,204	4,10,638
PAPER-MAKING MATERIALS—										
Pulp of wood Cwts.	2,000	31	24	25	6	16,515	306	203	216	46
PRECIOUS STONES AND PEARLS										
DIAMOND Value	46,52,114	70,77,556	65,87,055	39,14,989	28,60,467
Other Precious stones "	15,90,687	1,71,281	2,976	35,016	4,142
Total Precious Stones and Pearls "	62,42,801	72,48,837	65,80,031	39,50,005	28,64,609

(a) Shown from 1930-31.
 (b) Separately recorded from 1931-32.

No. 13—continued
 BELGIUM—continued
 IMPORTS THEREFROM—continued

ARTICLES	QUANTITY					VALUE				
	1927-28	1928-29	1929-30	1930-31	1931-32	1927-28	1928-29	1929-30	1930-31	1931-32
PAINTING AND LITHOGRAPHING MACHINERY AND MATERIALS (excluding PAPER) . . . Value	—	—	—	—	—	6,840	1,79,090	8,126	1,94,184	3,492
PROVISIONS AND OILMAN'S STORES—										
Biscuits and cakes . . . Cwts.	139	587	1,072	570	311	9,500	39,748	61,878	30,589	17,945
Canned and bottled provisions (not specified elsewhere)—										
Vegetable products . . . "	57,240	47,234	13,136	28,520	6,718	24,20,670	18,71,090	4,47,991	10,33,812	2,28,212
Other kinds . . . "	2,209	4,195	5,318	7,268	6,897	61,292	1,12,472	1,09,772	1,34,459	1,08,448
Cheese (including canned) . . . "	64	114	307	77	44	7,811	12,291	23,167	9,124	8,048
Cocoa and chocolate . . . "	22	125	351	53	266	2,014	10,746	22,496	4,293	14,916
Confectionery . . . "	729	938	1,308	564	902	49,162	69,929	86,320	31,727	40,061
Other sorts of provisions Value	—	—	—	—	—	5,651	5,440	10,087	11,988	17,199
Total Provisions and Oilman's Stores . . . "	—	—	—	—	—	25,64,272	21,30,989	7,61,997	12,55,992	4,85,827
RAILWAY PLANT AND ROLLING-STOCK—										
Carrriages and parts thereof . . . "	—	—	—	—	—	11,19,086	—	—	—	—
Wagons and parts thereof . . . "	—	—	—	—	—	9,50,162	—	—	—	—
Locomotive engines, and tenders and parts thereof . . . "	—	—	—	—	—	1,42,327	—	—	—	—
Materials for construction—										
Sleepers and keys of steel or iron . . . Tons	31,457	—	—	—	—	34,57,774	—	—	—	—
Other kinds of materials . . . "	1,394	—	—	—	—	2,60,217	—	—	—	—
Total Railway Plant and Rolling Stock . . . Value	—	—	—	—	—	59,80,466	—	—	—	—
RUBBER—										
Manufactures—										
Pneumatic motor covers No.	747	22	339	4,594	316	29,270	1,111	21,809	1,49,675	36,194
Pneumatic motor tubes . . . "	430	8	18	3,493	2,072	3,081	68	108	18,794	6,806
Pneumatic cycle covers . . . "	1,807	280	100	..	3	2,564	411	125	..	4
Other manufactures except apparel, boots and shoes . . . Value	—	—	—	—	—	40,910	36,702	18,175	19,405	6,058
Total Rubber manufactures . . . "	—	—	—	—	—	72,744	38,292	40,217	1,87,874	49,057
Soap—										
Toilet soap . . . Cwts.	49	46	146	16	9	6,554	5,094	8,766	3,388	404
Other sorts . . . "	17	152	55	55	238	971	4,041	2,089	1,335	4,386
Total soap . . . "	66	198	201	71	242	7,525	9,135	10,855	4,723	4,770
STARCH AND FARINA—										
Starch . . . "	19,759	19,447	43,315	[36,032	30,689	1,94,970	2,11,880	4,60,137	3,31,481	2,46,052
Farina and potato flour . . . "	1,295	907	1,145	975	1,065	16,625	10,232	10,599	7,131	7,291
STATIONERY (excluding PAPER) . . . Value	—	—	—	—	—	27,049	1,25,314	1,23,431	45,548	21,374
STONE AND MARBLE—										
Stone and marble . . . Tons	120	251	134	43	64	16,923	27,309	16,748	5,877	6,087
Articles of stone and marble . . . "	16	24	16	42	18	13,452	11,842	17,332	15,919	12,511
SUGAR—										
Sugar 16 Dutch Standard and above . . . "	311	324	652	—	—	94,049	96,726	1,58,383	—	—
Sugar 23 Dutch Standard and above (a) . . . "	—	—	—	331	181	—	—	—	72,174	35,103
Beet sugar . . . "	99	..	1,106	19,820	..	1,98,565
Sugar 15 Dutch Standard and below . . . "	18	40	3,763	11,605
Total Sugar . . . "	410	324	1,758	349	221	1,13,869	96,726	3,56,948	75,937	46,710

* Discontinued from 1928-29.
 (a) Separately recorded from 1930-31.

No. 13—continued

GERMANY—continued
IMPORTS THEREFROM—continued

ARTICLES	QUANTITY					VALUE				
	1927-28	1928-29	1929-30	1930-31	1931-32	1927-28	1928-29	1929-30	1930-31	1931-32
METALS AND ORES—continued						R	R	R	R	R
Quicksilver . . . Lbs.	71	4,309	7,329	5,371	193	401	17,137	80,927	23,495	971
Zinc or Spelter— Unwrought . . . Cwts.	8,770	25,804	72,861	15,837	17,158	1,94,561	4,60,023	14,52,746	2,21,521	1,99,421
Wrought or manufac- tured . . . "	10,858	1,618	6,552	8,436	5,627	2,52,432	44,991	1,63,189	1,55,059	89,021
Other sorts . . . "	..	11	2	..	243	10
Total Zinc or Spelter ..	19,128	27,433	79,413	24,273	22,787	4,46,994	5,05,262	16,16,035	3,76,580	2,89,052
Metals, unenumerated Ores, .. Tons	2,618	3,179	2,171	4,055	3,066	1,17,235	1,19,388	1,08,797	1,66,747	89,734
Total Metals (excluding Ores) . . . "	94,497	89,083	77,853	61,038	41,908	2,65,06,000	2,92,02,434	2,90,75,127	2,25,61,424	1,56,89,598
Total Metals and Ores ..	94,497	89,083	77,854	61,038	41,908	2,65,06,000	2,92,02,434	2,90,75,564	2,25,61,600	1,56,89,598
MICA—										
In blocks . . . Cwts.	87	26	145	27	65	7,400	4,659	6,650	5,302	14,250
In splittings . . . "	..	340	94	82	108	..	11,661	8,114	12,256	6,321
Total of Mica . . . "	87	376	239	109	173	7,400	16,320	14,773	17,558	20,571
OILS—										
Animal— Fish oil . . . Gals.	17,343	6,963	16,019	5,214
Essential— Synthetic . . . "	973	775	1,049	804	615	33,892	37,705	41,621	31,455	21,857
Other sorts . . . "	2,650	3,413	3,817	4,475	5,304	1,82,704	1,90,484	3,75,663	1,81,089	1,82,498
Total Essential Oils ..	3,623	4,188	4,866	5,279	5,919	2,16,596	2,28,189	4,17,284	2,12,544	1,54,355
Mineral— Lubricating oils . . . "	187,868	34,302	54,734	105,197	38,195	2,14,365	84,922	45,569	1,50,713	57,338
White oils * Paints, solutions and compositions, dan- gerous, flashing below 76° F. . . "	2,352,521	906,944	709,836	21,21,500	7,41,368	5,21,929
Other kinds . . . "	381	3,975	1,983	2,576	4,735	917	19,928	31,042	24,380	33,555
Mineral grease (in- cluding Petroleum Jelly)† . . . Lbs.	2,461,411	3,367,573	90,016	44,497	19,507	23,04,728	38,87,457	1,21,025	75,500	21,845
Other kinds of oils . . . "	68,481	3,674	1,718	2,964	3,458	1,40,575	19,914	11,736	25,799	10,984
Total Oils . . . "	2,721,214	3,413,712	2,505,838	1,174,800	..	33,77,181	41,90,410	27,48,206	13,45,823	8,49,115
OIL-CLOTH AND FLOOR- CLOTH . . . Sq. Yards	91,764	118,081	156,150	234,896	118,729	44,681	71,208	82,650	1,43,744	62,640
PAINTS AND PAINTERS' MATERIALS—										
Paints and Colours— Barytes . . . Cwts.	7,898	14,777	75,112	87,546	36,374	27,213	45,125	2,15,568	2,15,928	87,593
Blue paint or Paris blue . . . "	1,351	989	2,514	3,543	3,522	99,398	71,258	1,64,434	1,96,219	2,01,759
Enamels, prepared (b) ..	513	752	922	37,624	50,916	69,136
Red Lead— Genuine dry . . . "	1,692	1,064	531	1,239	289	45,602	22,394	9,020	24,401	5,097
Reduced dry . . . "	50	..	100	135	55	750	..	284	1,796	492
White Lead— Genuine dry . . . "	95	40	234	337	..	2,398	917	5,657	6,142	..
Lithopons (c)— Dry . . . "	1,919	4,154	24,664	50,951
Zinc, white— Genuine dry . . . "	1,891	1,023	1,120	2,963	1,061	47,165	16,544	21,063	54,456	20,538
Reduced dry . . . "	634	812	382	357	255	13,402	12,265	5,134	4,697	3,023
Genuine moist . . . "	236	242	80	145	77	4,939	4,757	1,828	3,980	1,499
Reduced moist . . . "	292	2	..	156	104	4,054	42	..	2,617	2,759
Other sorts (c) . . . "	21,033	18,301	18,669	6,18,186	6,21,359	5,91,231
Coloured dry . . . "	24,842	20,264	4,20,021	3,30,939
.. moist . . . "	1,139	1,235	64,469	60,401
Others . . . "	697	2,047	12,235	15,295
Total Paints and Colours ..	35,690	37,998	97,664	125,059	69,577	9,01,361	2,45,577	10,84,820	10,33,670	7,80,316
Painters' materials (other than paints and colours)— Turpentine— Genuine turpentine ..	675	180	3,594	291	585	20,579	7,692	45,531	6,679	10,977
Varnish (c) . . . "	2,537	2,526	2,244	1,10,035	1,14,569	1,02,384
Enamels . . . "	251	197	20,754	11,492
Laquers . . . "	210	51	8,004	5,275
Other kinds . . . "	1,632	1,919	66,745	76,717
Total Varnish	2,093	2,167	95,593	98,484
Other kinds . . . Value	40,284	36,717	53,900	39,892	50,417
Total Painters' mate- rials other than paints and colours . . . "	1,88,898	1,58,948	2,01,815	1,42,075	1,54,878
Total Paints and Painters' materials . . . "	10,90,259	10,04,525	12,86,635	11,75,745	9,35,194

* Separately recorded from 1929-30.
(a) 1930-31.
(b) Shown under Varnishes from 1930-31.
(c) Shown under sub-heads from 1930-31.
† Separately recorded from 1931-32.

No. 13—continued
GERMANY—continued
IMPORTS THEREFROM—continued

ARTICLES	QUANTITY					VALUE				
	1927-28	1928-29	1929-30	1930-31	1931-32	1927-28	1928-29	1929-30	1930-31	1931-32
PAPER AND PASTEBOARD—						R	R	R	R	R
Paper—										
Packing paper . Cwts.	53,287	61,605	65,400	38,406	33,412	12,20,404	10,69,714	10,59,974	5,26,258	4,41,665
Printing paper—										
Newsprinting . "	25,625	43,490	57,025	23,380	42,246	3,61,006	5,92,759	7,60,602	3,23,995	4,67,987
Other sorts . "	23,390	46,452	33,824	25,334	32,059	5,88,454	9,23,540	6,58,111	4,83,905	5,09,155
Writing paper and envelopes—										
Writing paper in large sheets . "	11,406	12,976	14,553	7,969	5,190	2,65,093	2,89,530	3,28,863	1,69,769	1,06,835
Note and letter paper and envelopes . "	226	1,102	456	110	219	10,365	35,050	14,525	5,231	7,490
Envelopes imported separately . "	4,491	4,929	7,448	4,907	6,706	1,67,434	1,82,844	2,39,656	1,71,624	2,19,565
Old Newspapers in bales and bags . "	20	500	1,849	1,000	..	82	2,500	8,403	4,630	..
Other kinds of paper . "	9,079	13,721	17,350	13,393	12,885	2,87,187	3,74,074	5,94,922	4,89,524	4,15,204
Paper manufactures . "	2,290	3,084	2,271	1,691	2,064	1,41,805	1,32,962	1,17,954	88,240	88,120
Pasteboard, millboard, and cardboard of all kinds—										
Straw boards . "	3,962	4,086	3,468	3,456	6,040	27,529	29,120	29,731	27,004	44,223
Other kinds . "	20,024	38,211	34,822	23,874	25,382	3,58,012	6,49,274	5,68,781	3,84,624	4,08,326
Manufactures of pasteboard, millboard and cardboard . "	1,204	2,053	1,331	644	675	35,520	35,623	69,782	23,003	40,005
Total Paper and Pasteboard	160,004	232,209	239,892	149,066	166,878	35,12,891	43,69,990	44,51,304	27,67,777	27,48,575
PAPER-MAKING MATERIALS—										
Pulp of wood . . Cwts.	22,942	22,891	31,640	30,867	45,976	1,00,762	1,93,808	2,84,136	2,76,340	3,42,382
PERFUMERY . . . Value	—	—	—	—	—	32,902	34,437	38,546	32,008	38,309
PLANTS, LIVING . . . "	—	—	—	—	—	13,811	11,111	16,899	13,237	14,181
POLISHES—										
Polishes and compositions for application to leather . "	—	—	—	—	—	8,416	11,011	7,262	3,038	7,126
Polishes and compositions for application to metals . "	—	—	—	—	—	8,780	5,044	8,231	7,332	7,817
Wood polish "	—	—	—	—	—	6,545	4,326	4,085	875	1,080
Other sorts "	—	—	—	—	—	2,546	1,184	7,259	3,809	2,079
Total Polishes "	—	—	—	—	—	26,287	21,515	26,837	20,054	17,902
PRECIOUS STONES AND PEARLS, UNSHET . . . "	—	—	—	—	—	12,806	3,706	238	4,363	1,349
PRINTING AND LITHOGRAPHING MACHINERY AND MATERIALS (excluding PAPER)—										
Printing and lithographing presses . Value	—	—	—	—	—	3,91,130	5,29,687	5,97,731	2,52,054	1,63,563
Printing type . Cwts.	385	669	667	369	208	39,775	80,172	72,359	41,222	27,842
Printers and lithographer's ink . Value	—	—	—	—	—	90,645	1,03,956	1,57,085	1,32,767	1,17,778
Other materials . . . "	—	—	—	—	—	2,60,351	1,91,437	2,06,026	1,35,742	91,064
Total Printing and lithographing machinery and materials "	—	—	—	—	—	7,81,901	9,10,202	10,33,201	5,62,885	4,00,247
PRINTS, ENGRAVINGS, AND PICTURES—										
Photographs and picture post cards . "	—	—	—	—	—	29,915	52,710	39,592	22,742	16,743
Others "	—	—	—	—	—	67,218	1,00,008	71,412	41,090	23,815
Total Prints, Engravings, etc.	—	—	—	—	—	97,133	1,52,718	1,11,004	63,832	40,558

No. 13—continued
GERMANY—continued
IMPORTS THEREFROM—continued

ARTICLES	QUANTITY					VALUE				
	1927-28	1928-29	1929-30	1930-31	1931-32	1927-28	1928-29	1929-30	1930-31	1931-32
PROVISIONS AND OILMAN'S STORES (including FISH AND FRUITS AND VEGETABLES, CANNED OR BOTTLED)—						R	R	R	R	R
Biscuits and cakes . Cwts.	1,579	494	667	584	34	91,124	22,571	35,111	25,781	1,708
Canned and bottled provisions (not specified elsewhere)—										
Tinned or canned fish ..	49	31	27	14	6	5,378	5,975	10,523	6,681	535
Vegetable Products ..	6,884	6,799	14,687	22,052	12,552	3,05,678	2,64,313	5,78,273	8,33,898	4,80,755
Others ..	797	709	541	378	598	62,387	60,713	39,574	34,454	20,550
Cheese (including canned) ..	99	117	34	25	23	10,437	10,668	3,613	1,742	2,335
Cocoa and chocolate ..	79	11	60	11	8	6,723	1,955	3,682	1,202	1,202
Confectionery ..	386	392	289	216	178	21,302	47,938	18,541	18,567	17,144
Farinaceous and Patent foods ..	9	38	..	991	967	904	2,425	..	9,092	10,292
Milk, condensed and preserved including milk cream ..	18	94	139	308	922	1,137	2,929	5,480	14,034	26,332
Other sorts of provisions .. Value	—	—	—	—	—	17,640	28,401	29,591	20,803	40,220
Total Provisions and Oilman's stores ..	—	—	—	—	—	5,23,265	4,47,828	7,34,333	9,66,104	6,07,208
RAILWAY PLANT AND ROLLING STOCK—(b)										
Carriages and wagons and parts thereof—										
Carriages and parts thereof ..	—	—	—	—	—	6,32,730	—	—	—	—
Wagons and parts thereof ..	—	—	—	—	—	4,03,440	—	—	—	—
Locomotive engines, and tenders and parts thereof ..	—	—	—	—	—	6,97,338	—	—	—	—
Materials for construction—										
Sleepers and keys of steel or iron .. Tons	49	—	—	—	—	6,080	—	—	—	—
Other kinds ..	214	—	—	—	—	45,257	—	—	—	—
Total Railway plant and Rolling Stock ..	—	—	—	—	—	17,84,795	—	—	—	—
RUBBER—										
Manufactures—										
Pneumatic Motor covers .. Nos.	10,862	10,306	35,876	31,193	17,723	4,49,606	7,10,298	10,33,687	17,12,452	7,89,133
Pneumatic Motor tubes ..	12,067	13,906	31,100	25,213	17,491	91,230	1,13,649	2,82,171	2,45,171	1,17,534
Pneumatic cycle covers ..	8,026	38,173	119,582	101,699	240,467	13,777	62,655	1,72,840	1,47,484	3,33,453
Pneumatic cycle tubes ..	63,894	161,930	263,367	321,366	214,515	67,355	1,52,046	2,33,535	2,75,433	1,52,551
Solid rubber tyres for motor vehicles ..	1,262	994	1,151	521	646	1,74,561	1,45,070	1,79,067	63,396	85,515
Other manufactures, except apparel and boots and shoes .. Value	—	—	—	—	—	5,13,901	4,64,644	5,33,482	5,02,906	4,61,092
Total Rubber manufactures ..	—	—	—	—	—	13,10,439	16,48,362	23,89,332	29,47,392	19,89,278
SALT .. Tons	56,657	64,069	62,904	97,014	25,609	16,87,305	16,73,104	14,29,629	20,24,393	4,61,707
SHEDS ..	91	110	57	42	17	29,290	36,034	23,137	15,346	9,354
SMOKERS' REQUISITES (excluding TOBACCO) .. Value	—	—	—	—	—	2,23,987	1,95,610	1,09,023	30,565	20,194
SOAP—										
Household and laundry soap in bars or tablets .. Cwts.	59	65	59	18	45	2,580	1,878	2,782	958	1,649
Toilet soap ..	1,029	972	1,249	887	712	95,998	99,413	1,09,330	74,152	58,936
Other sorts ..	751	1,046	1,758	2,267	2,643	35,378	49,934	81,994	92,696	1,16,637
Total Soap ..	1,839	2,083	3,066	3,172	3,400	1,33,956	1,51,225	1,94,106	1,67,806	1,77,222
Specimen illustrative of natural Science .. Value	—	—	—	—	—	7,307	15,160	16,059	18,657	11,017
SPICES—										
Cloves .. Cwts.	5,339	6,735	7,323	3,245	14,906	33,076	39,500	48,223	69,420	1,39,537
STARCH AND FARINA—										
Starch ..	3,907	742	2,341	2,130	2,091	60,590	11,610	30,349	20,493	24,093
Farina and potato flour ..	7,584	6,276	6,165	12,620	7,492	95,821	68,327	57,522	85,270	51,324
Sticks and whips .. Value	—	—	—	—	—	1,40,623	1,59,437	64,024	31,596	6,735

(b) Discontinued from 1928-29.

No. 13—continued
 GERMANY—continued
 IMPORTS THEREFROM—continued

ARTICLES	QUANTITY					VALUE				
	1927-28	1928-29	1929-30	1930-31	1931-32	1927-28	1928-29	1929-30	1930-31	1931-32
STATIONERY (excluding PAPER)—						R	R	R	R	R
Pencils (excluding slate pencils) Doz.	1,348,769	1,995,037	2,212,394	1,335,843	1,076,762	4,20,737	6,15,352	6,41,952	3,83,572	2,72,698
Other sorts Value	—	—	—	—	—	18,64,037	20,73,428	20,85,525	15,66,419	13,86,858
STONE AND MARBLE—										
Stone and marble . . . Tons	422	165	30	10	10	38,817	18,156	4,702	4,152	1,700
Articles of stone and marble "	41	342	27	23	11	26,308	45,300	11,657	12,665	6,150
SUGAR—										
Sugar, 16 Dutch Standard and above (a) . . . "	256	39	1,566	—	—	53,957	8,467	8,57,382	—	—
Sugar, 23 Dutch Standard and above "	—	—	—	197	..	—	—	—	22,002	10
Beet sugar "	1,386	275	13,668	11,500	15,418	3,03,725	45,023	23,96,495	14,73,280	17,74,006
Other sorts "	17	11	1,602	414	2,123	8,300	8,565
Total Sugar "	1,642	314	15,234	11,714	15,429	3,59,344	53,904	27,56,000	15,03,582	17,82,581
TALLOW AND STEARINE . Cwts.	689	478	96	32	243	10,632	9,133	5,002	915	6,992
TRAVERS, ENTIRE OR IN SECTIONS—										
Of iron Value	—	—	—	—	—	..	8,775	11,212	36,390	16,776
Of wood "	—	—	—	—	—	1,31,653	2,00,181	2,77,562	1,73,115	3,78,308
TEXTILES—										
Cotton—										
Raw Tons	..	12	58	4	5	384	12,700	63,366	6,400	7,507
Twist and yarn Lbs.	155,295	57,985	94,054	18,574	15,046	1,97,341	87,358	1,41,795	25,575	17,375
Manufactures—										
Blankets "	715,838	866,918	322,432	251,371	35,095	3,50,680	1,04,505	1,78,763	93,264	21,097
Canvas Yards	35,507	62,948	49,066	53,232	75,339	25,709	74,521	61,913	78,082	1,05,124
Handkerchiefs and shawls in the piece— Shawls No.	24,973	20,700	44,315	4,000	..	55,245	31,035	67,218	5,318	..
Hosiery—										
Stockings Doz. Drs.	35,868	7,487	20,776	5,347	15,078	2,21,075	37,601	94,110	37,407	84,907
Underwear Dozen	53,116	65,336	49,230	35,336	8,370	4,31,001	6,33,500	4,83,797	2,35,682	33,702
Other sorts Value	—	—	—	—	—	30,129	30,301	13,833	7,053	6,765
Lace and patent net . . . Yards	343,350	197,559	238,322	57,355	56,064	1,73,045	1,35,110	1,25,737	29,499	25,172
Piece goods—										
Gray (unbleached) . . . "	..	5,860	1,000	1,432	20	..	4,019	489	1,501	47
White (bleached)— Dhutis, Saris and Scarves "	7,730	2,643
Flannel and Flannelettes . . . "	10,494	187	..	204	204	10,115	712	..	978	513
Jaconets, etc. "	22,631	20,061	30,678	6,402	8,347	16,641	13,600	13,933	4,714	4,835
Unspecified descriptions "	155,012	123,182	96,454	126,208	81,024	1,15,586	79,065	69,129	73,150	49,345
Coloured, printed, or dyed—										
Printed goods—										
Prints and Chints "	40	..	10,784	98,834	33,910	..	77	..	5,265	39,531
Shirts "	..	5,508	2,262	3,538	2,019	..	1,611	1,132
Checks spots and stripes . . . "	355,723	259,960	102,763	2,982	..	1,64,478	1,20,203	48,410	1,403	..
Flannel and Flannelettes . . . "	23,145	13,965	..	357	..	26,327	15,994	..	152	..
Unspecified descriptions "	437,037	309,529	150,775	60,407	2,269	2,01,947	1,22,169	54,475	18,094	2,057
Dyed goods "	305,832	426,438	385,530	108,006	102,092	2,54,939	2,44,579	1,69,877	1,05,742	1,31,007
Woven coloured goods—										
Cambrics (including madapolams, muslins, mulls and jaconets) "	9,742	600	7,588	10,163	617	4,564
Coatings and Trouserings "	468,868	367,796	135,654	13,397	14,463	2,40,625	2,13,001	72,468	10,355	5,409
Drills and jeans "	4,660	..	12,000	423	..	1,092	..	1,860	1,440	..
Saris and Scarves "	..	2,340	..	7,330	1,543	..	2,634	..
Flannel and Flannelettes . . . "	27,518	8,954	5,155	3,825	5,341	23,947	4,723	3,024	1,913	2,617
Shirts "	22,784	5,393	43,067	1,204	..	7,245	2,660	15,403	1,256	..
Velvet and Velvetens "	649,454	605,320	332,276	158,530	237,342	7,06,144	6,35,501	3,52,432	1,41,862	2,21,300
Unspecified descriptions "	224,611	172,293	251,271	61,104	23,001	1,25,337	1,00,431	1,26,404	32,513	14,263
Fents of all descriptions "	35,823	35,604	46,208	7,931	19,643	18,679
Fents of more than 9 yards in length "	53,159	90,476	10,140	13,647
Others "	1,471	9,758	741	2,143
Rope Lbs.	1,770	..	2,754	463	8,521	3,024	..	3,345	593	10,015
hread, sewing "	17,012	1,769	2,492	1,151	1,315	43,020	3,397	5,674	2,110	5,347
Other sorts of manufactures Value	—	—	—	—	—	1,32,527	1,19,376	1,44,153	1,35,916	51,856
Total Cotton manufactures (including twist and yarn) "	35,35,641	20,47,983	22,71,449	11,01,383	8,24,970

*Recorded from 1930-31.
 (a) Shown under sub-heads from 1930-31.

No. 13—continued
GERMANY—continued
IMPORTS THEREFROM—continued

ARTICLES	QUANTITY					VALUE				
	1927-28	1928-29	1929-30	1930-31	1931-32	1927-28	1928-29	1929-30	1930-31	1931-32
TEXTILES—continued										
Flax manufactures—										
Thread sewing Lbs.	3,678	4,697	5,721	1,341	185	11,458	R	R	R	R
Other sorts Value	—	—	—	—	—	59,494	8,881	10,413	2,900	697
Total Flax manufactures (including twist and yarn) Value	—	—	—	—	—	70,952	24,133	11,731	17,009	14,411
Haberdashery and Millinery—										
Lace and embroidery Value	—	—	—	—	—	13,13,407	17,25,337	7,09,812	5,96,733	4,10,175
Other sorts Value	—	—	—	—	—	17,37,572	22,59,863	16,11,827	9,53,721	6,95,034
Hemp manufactures (excluding cordage) Value	—	—	—	—	—	8,805	22,993	1,723	1,061	585
Jute—										
Manufactures—										
Gunny Cloth Yards	643	90	..	11,000	..	1,312	40	..	1,662	..
Other kinds Value	—	—	—	—	—	33,755	5,913	2,144	1,366	1,168
Total Jute manufactures including twist and yarn Value	—	—	—	—	—	35,067	5,953	2,144	3,028	1,168
Silk—										
Manufactures—										
Silk yarn nolls and warps Lbs.	1,789	138,061	138,818	89,704	37,140	6,092	7,80,451	7,34,748	4,11,973	1,48,476
Goods of silk mixed with other materials Yards	381,838	552,750	358,055	149,447	170,083	6,62,838	8,94,227	5,81,750	2,36,542	2,57,197
Piece goods Value	24,250	50,750	33,926	20,055	1,772	43,374	52,804	42,628	13,190	10,319
Other sorts Value	—	—	—	—	—	89,677	6,234	13,154	4,293	4,052
Total Silk manufactures (including silk yarn, etc.) Value	—	—	—	—	—	7,52,570	17,33,716	13,72,280	6,65,998	420,944
Wool—										
Raw Lbs.	12,107	..	10,579	3,360	44,688	49,092	..	8,150	1,500	10,000
Manufactures—										
Yarn and knitting wool (a) Value	419,122	415,593	446,486	—	—	15,76,057	16,96,502	16,26,407	—	—
Worsted yarn for weaving Value	—	—	—	81,304	113,968	—	—	—	2,15,195	2,41,947
Knitting wool Value	—	—	—	286,782	272,094	—	—	—	9,84,217	6,49,739
Blankets Value	643,281	842,370	810,092	182,575	273,480	3,53,211	5,55,152	2,34,587	1,20,982	1,40,086
Braids Value	10,502	8,527	15,239	6,590	2,094	81,105	25,285	57,108	19,884	6,507
Carpets and rugs Value	76,302	11,687	12,438	2,378	1,537	1,95,358	37,377	39,370	5,782	3,697
Hosiery Value	14,175	16,350	20,724	16,227	6,900	84,602	1,03,919	1,06,905	68,467	25,009
Piece goods Yards	1,574,370	1,705,287	1,151,506	490,703	254,634	35,94,064	38,38,571	24,64,522	8,10,210	4,15,868
Shawls No.	480,060	366,410	290,247	223,494	113,689	22,92,164	22,95,086	16,33,556	9,56,114	4,93,283
Other sorts Lbs.	57,852	31,091	46,123	27,423	16,177	69,581	58,901	78,395	40,808	22,342
Total Woollen manufac- tures (including yarn and knitting wool) Value	—	—	—	—	—	81,96,142	85,10,798	62,40,830	31,77,679	19,98,608
Artificial Silk—										
Artificial Silk yarn Lbs.	130,739	540,586	363,910	269,944	323,074	2,66,820	10,47,710	5,50,475	3,28,707	3,11,539
Piece goods of cotton and artifi- cial silk* Yards	4,604,815	2,525,107	777,285	300,066	—	49,72,102	26,64,859	9,07,076	3,88,819	—
Piece goods made entirely of artificial silk (b). Value	—	—	—	13,979	42,655	—	—	—	17,545	29,197
Piece goods of cotton and artifi- cial silk (b). Value	—	—	—	79,219	183,314	—	—	—	1,87,078	4,62,487
Other sorts Value	—	—	—	—	—	4,48,925	1,97,622	1,66,172	2,08,240	89,189
Other Textiles—										
Manufactured Value	—	—	—	—	—	38,996	1,18,901	15,766	68,614	56,560
TOBACCO—										
Unmanufactured Lbs.	699	54,770	..	4,693	..	1,280	1,181	..	3,292	..
Manufactured—										
Cigarettes Value	1,498	1,039	44	587	34	5,109	2,469	825	3,102	222
Other sorts Value	839	845	1,968	340	296	5,877	3,233	8,289	1,925	1,852
Total Tobacco Value	3,034	56,654	2,013	5,625	330	12,216	6,908	8,564	8,229	2,074
TOYS AND REQUISITES (NOT RECORDED ELSEWHERE) Value	—	—	—	—	—	6,09,893	5,69,745	5,86,992	4,00,224	3,69,081
TOYS AND REQUISITES FOR GAMES AND SPORTS, includ- ing FISHING TACKLE—										
Toys Value	—	—	—	—	—	13,92,189	15,50,473	14,16,043	7,03,831	4,64,539
Requisites for games and sports (excluding fire- arms, etc.)—										
Playing cards Value	—	—	—	—	—	40,130	41,484	35,245	19,729	6,199
Other sorts Value	—	—	—	—	—	73,190	80,244	76,363	1,05,721	72,474
Total Toys and requisites, for games and sports Value	—	—	—	—	—	15,05,468	16,72,201	15,27,651	8,29,281	5,43,212
UMBRELLAS AND UM- BRELLA FITTINGS—										
Umbrellas complete in- cluding Parasols and sunshades No.	14,353	1,097	4,454	476	41	22,533	3,226	7,559	1,174	172
Umbrella fittings Value	—	—	—	—	—	27,15,291	26,76,438	19,69,120	14,34,916	11,17,551
Total Umbrellas and Umbrella fittings Value	—	—	—	—	—	27,37,824	26,79,664	19,76,679	14,36,090	11,17,723

(a) Sub-divided under the heads immediately following from 1930-31 :

, from September 1930.

(b) Figures for 1930-31 are for seven months, September 1930 to March 1931.

No. 13—continued
GERMANY—continued
IMPORTS THEREFROM—concluded

ARTICLES	QUANTITY					VALUE				
	1927-28	1928-29	1929-30	1930-31	1931-32	1927-28	1928-29	1929-30	1930-31	1931-32
VEHICLES, excluding LOCOMOTIVES, ETC., FOR RAILWAYS—						R	R	R	R	R
Carriages and carts not mechanically propelled and parts thereof (excluding railway carriages, etc.)—										
Carriages and carts not mechanically propelled (excluding railway carriages, trucks, etc.) . . . No.	854	788	339	220	343	34,082	98,352	95,028	27,274	22,690
Parts of carriages and carts (excluding rubber tyres) . . . Value	—	—	—	—	—	83,966	1,11,698	1,25,501	91,871	58,552
Perambulators and children's go-carts . . . No.	113	178	40	73	16	2,707	2,104	2,022	1,532	417
Parts of perambulators and children's go-carts . . . Value	—	—	—	—	—	31	144	154
Total Carriages and Carts, etc. . . "	—	—	—	—	—	1,20,786	2,07,149	2,22,551	1,20,821	76,818
Cycles (other than motor cycles) and parts thereof and accessories—										
Cycles imported entire or in sections . . . No.	1,287	1,167	372	2,198	1,168	57,960	56,537	18,072	69,305	36,817
Parts of cycles and accessories (excluding rubber tyres) . . . Value	—	—	—	—	—	18,96,410	16,84,767	18,58,956	10,58,295	7,86,637
Total Cycles and parts thereof, etc. . . "	—	—	—	—	—	14,54,370	16,91,304	18,72,028	11,27,540	8,22,854
Mechanically propelled vehicles (excluding railway locomotives and tractors)—										
Aircraft . . . No.	4	24,605	3,726	6,118
Parts of aircraft . . . Value
Carriages and parts for Railways* . . . No.	8,51,682	3,38,762	1,00,167	2,09,732
Wagons and parts for Railways* . . . "	6,77,594	3,50,825	3,87,750	4,92,223
Motor cars (including taxi cabs) . . . "	47	24	67	45	212	1,38,231	88,596	2,88,200	2,36,817	4,20,782
Motor cycles (including scooters) . . . "	14	15	11	10	66	7,162	7,213	4,958	4,071	12,898
Motor Omnibuses, motor vans, and motor lorries . . . "	4	10	21	0	6	6,592	95,127	64,530	58,844	11,869
Parts of mechanically propelled vehicles and accessories, other than of aircraft (excluding rubber tyres) . . . Value	3,95,498	4,32,287	4,69,467	4,44,634	4,38,083
Total Mechanically propelled vehicles . . . "	—	—	—	—	—	5,47,468	16,62,499	15,40,937	12,36,009	15,61,215
Ships, parts of . . . "	—	—	—	—	—	89,326	28,627	1,966	1,708	2,343
Total Vehicles, excluding Locomotives, etc., for railways . . . "	—	—	—	—	—	22,11,950	35,79,579	31,87,482	24,86,078	24,88,225
WOOD AND TIMBER—										
Deal and pine wood . . . Cubic Tons	20	..	98	25	..	1,768	..	12,180	2,569	1
Other kinds of wood and timber . . . Value	—	—	—	—	—	3,75,215	4,74,119	6,16,919	7,34,063	4,57,320
Manufactures of wood, other than furniture and cabinetware . . . "	—	—	—	—	—	1,99,026	2,46,500	2,46,382	1,66,067	1,35,221
Total Wood and Timber . . . "	—	—	—	—	—	5,46,004	7,20,619	8,75,481	9,03,599	5,93,042
POSTAL ARTICLES NOT SPECIFIED . . . "	—	—	—	—	—	12,13,351	13,44,413	12,97,060	12,46,109	10,98,238
ALL OTHER ARTICLES OF MERCHANDISE . . . "	—	—	—	—	—	4,29,538	6,35,110	5,42,696	3,80,780	3,01,631
GRAND TOTAL . . . "	—	—	—	—	—	15,34,14,737	15,84,36,461	15,79,20,247	12,38,41,540	10,19,81,240

* Recorded under "Railway plant and rolling stock" prior to 1929-30.

No. 13—continued
GERMANY—continued
EXPORTS THERE TO

INDIAN MERCHANDISE

ARTICLES	QUANTITY					VALUE				
	1927-28	1928-29	1929-30	1930-31	1931-32	1927-28	1928-29	1929-30	1930-31	1931-32
ANIMALS, LIVING No.	22,105	12,805	18,521	22,114	6,560	88,771	57,232	71,603	45,229	18,565
APPAREL (including DRAPERY, UNIFORMS, ACCOUTREMENTS, BUT excluding HOSIERY AND BOOTS AND SHOES) Value	—	—	—	—	—	5,46,250	1,21,223	83,000	325	100
ART, WORKS OF, other than PICTURES "	—	—	—	—	—	648	4,385	5,259	1,001	540
BOOKS, PRINTED, AND PRINTED MATTER (NOT BEING STATION- ERY), including MAPS AND CHARTS Cwts.	40	9	18	21	27	7,238	1,618	1,094	3,679	5,517
BRISTLES "	270	576	339	292	352	74,021	99,693	1,07,571	1,08,465	1,10,806
BOYS FOR MANUFACTURING PURPOSES Tons	3,725	5,308	7,475	3,681	2,091	3,91,406	5,60,023	7,64,242	3,99,692	2,72,038
BUILDING AND ENGINEER- ING MATERIALS Value	—	—	—	—	—	57,000	89,434	76,210	57,000	19,002
JASMIN Cwts.	8,680	12,151	18,025	4,335	1,522	3,94,322	4,44,065	4,37,604	99,190	17,216
COFFEE "	32,358	23,264	15,181	21,893	16,818	27,97,459	20,35,758	12,19,135	13,77,233	9,94,625
COIL, MANUFACTURED excluding ROPE Tons	7,996	8,376	7,918	4,780	4,624	27,43,709	25,42,059	23,31,617	15,63,605	11,59,262
DRUGS AND MEDICINES (excluding CHEMI- CALS AND NARCOTICS) Value	—	—	—	—	—	2,60,227	3,36,644	2,16,936	2,33,061	2,47,952
DYEING AND TANNING SUBSTANCES—										
Barks for tanning Cwts.	988	..	70	..	54	2,619	..	1,750	..	800
Outch and gambler. "	3,146	3,655	1,920	2,675	2,405	58,209	72,354	38,114	51,532	29,745
Indigo "	10	11	..	24	4	1,400	941	..	5,250	1,000
Myrobalans "	242,341	147,525	116,301	121,686	100,160	17,71,553	11,25,685	9,10,815	3,84,993	5,51,745
Myrobalan extracts "	8,774	4,632	3,335	668	203	1,22,459	69,980	42,529	13,064	2,235
Turmeric "	1,509	2,350	529	592	380	14,254	47,987	10,186	10,455	9,208
Other sorts "	17,073	6,046	9,707	7,235	3,937	94,069	33,149	48,659	26,693	35,638
Total Dyeing and Tanning substances "	273,841	164,569	131,862	133,130	112,242	20,64,658	13,55,096	10,60,958	9,90,027	6,30,433
FIBRE FOR BRUSHES AND BROOMS Tons	2,126	333	1,212	866	749	6,35,613	3,62,537	4,57,123	3,10,142	2,14,397
FODDER, BRAN AND POL- LARDS (excluding OIL- CAKE)—										
Rice bran "	30,533	27,157	12,351	11,691	44,273	15,23,384	14,92,927	5,06,171	2,84,431	10,11,451
Other sorts of Bran, and Pollards "	10,734	7	102	2	299	4,27,680	666	3,768	144	7,025
Other sorts of fodder "	2,181	2,314	1,238	232	619	87,278	61,206	51,874	5,321	20,148
Total of Fodder, Bran, and Pollards "	43,498	29,478	13,741	11,925	45,191	20,43,292	15,74,799	6,51,813	2,90,396	10,38,624
FRUITS AND VEGETABLES Value	—	—	—	—	—	1,54,129	1,09,043	1,76,848	95,792	53,239
FURNITURE AND CABINET- WARE "	—	—	—	—	—	2,963	2,120	2,705	1,325	3,444
GRAIN, PULSE AND FLOUR—										
Barley Tons	24,523	34,728	1,139	28,64,353	1,01,67,401	74,352
Jowar and Bajra "	1	35	16	134	18,404	125	5,034	2,760	9,795	11,86,445
Pulse "	200	3,172	22	23	10	24,710	3,71,039	3,396	2,924	1,020
Rice in the husk "	6	4	4	1,146	26,485	864	323	907	51,461	9,90,159
Rice not in the husk— Bulled rice "	1,402	1,230	918	572	693	3,23,035	1,33,522	1,21,915	64,590	56,400
Cleaned rice "	343,673	294,662	257,424	146,540	229,531	5,03,64,212	2,34,99,730	3,15,89,426	1,40,42,356	1,53,85,567
Broken cleaned rice "	396	573	9,131	12,771	16,923	36,839	64,727	9,55,535	10,55,402	7,82,351
Other sorts "	280	1,400	3,238	2,355	15,659	37,591	1,34,477	4,34,524	1,51,433	10,94,393
Total rice, not in the husk "	345,731	297,870	270,821	162,233	261,906	5,11,81,777	2,39,37,508	3,31,01,400	1,53,13,736	1,73,13,741
Rice flour and ground rice "	136	77	27,130	12,590
Wheat "	625	150	..	70	..	87,500	31,937	..	7,000	..
Other sorts "	133	147	215	160	215	22,233	26,447	42,650	24,421	23,979
Total Grain, Pulse and Flour "	371,355	296,181	271,073	163,323	303,209	5,41,99,297	3,95,42,332	3,31,51,813	1,54,09,337	2,00,94,693
GUMS AND RESINS Cwts.	12,744	9,763	13,529	12,133	3,137	5,27,353	4,49,442	5,15,024	4,92,393	2,61,032

No. 13—continued
 GERMANY—continued
 EXPORTS THEREOF—continued

INDIAN MERCHANDISE—continued

ARTICLES	QUANTITY					VALUE					
	1927-28	1928-29	1929-30	1930-31	1931-32	1927-28	1928-29	1929-30	1930-31	1931-32	
HARDWARE AND CUTLERY including PLATEDWARE	Value	—	—	—	—	R 5,121	R 70,340	R 47,507	R 10,640	R 1,460	
HIDES AND SKINS, RAW—											
Hides, raw—											
Buffalo hides	{ Tons =No.	2,528 =431,488	2,271 =320,809	1,831 =221,071	1,187 =220,404	665 =130,557	} 19,80,718	22,35,181	14,32,269	10,68,504	4,83,334
Cow hides	{ Tons =No.	10,444 =3,770,019	12,734 =2,865,735	8,117 =2,056,424	5,843 =1,441,634	4,355 =899,456					
Calf skins	{ Tons =No.	408 =194,879	326 =133,156	194 =87,217	165 =60,895	63 =80,042	} 6,29,344	4,46,824	2,07,313	1,58,420	45,839
Other hides	{ Tons =No.	36 =3,627	61 =27,938	34 =4,884	5 =400	..					
Total hides, raw	{ Tons =No.	19,601 =4,999,808	15,442 =3,856,138	9,676 =2,282,379	7,200 =1,729,338	5,083 =1,166,055	} 1,92,91,419	1,83,87,218	1,11,30,499	63,22,460	32,50,397
Goat skins	{ Tons =No.	398 =406,262	241 =424,828	61 =79,553	66 =120,381	123 =121,417					
Sheep skins	{ Tons =No.	123 =177,855	380 =377,422	206 =285,383	64 =106,755	5 =15,557	} 1,78,625	3,75,917	2,80,068	92,785	15,470
Other skins	{ Tons =No.	50 =402,527	14 =132,421	20 =181,176	28 =122,361	38 =123,411					
Total skins, raw	{ Tons =No.	571 =1,076,644	585 =924,671	287 =496,112	158 =349,497	166 =205,385	} 19,76,945	14,64,360	6,61,531	4,57,206	2,29,006
Cuttings of Hides and Skins, raw	Tons	935	1,537	1,553	206	6					
HORNS, TIPS AND POINTS OF HORN	Cwts.	6,575	8,159	3,927	930	593	1,49,007	80,084	66,401	10,248	10,822
INSTRUMENTS, APPARATUS AND APPLIANCES AND PARTS THEREOF	Value	—	—	—	—	—	220	14,329	24,955	2,000	630
KAPOK	Cwts.	5,001	2,989	3,992	2,532	2,343	2,40,575	1,11,409	1,37,956	1,08,760	40,745
LAC—											
Button	"	2,296	2,521	2,292	2,403	1,838	3,74,654	3,68,341	2,91,375	1,82,171	98,705
Seed	"	388	1,323	671	3,778	5,225	48,630	1,37,199	72,891	1,97,518	1,94,550
Shell	"	62,492	78,325	65,439	64,209	34,498	90,95,027	1,02,84,644	74,42,556	38,69,938	14,72,430
Stick	"	6,265	7,738	2,674	1,880	3,456	5,00,817	5,88,144	1,84,968	96,626	84,123
Other kinds (excluding lac dye)	"	12,600	38,239	44,215	27,537	16,924	6,45,006	17,12,791	18,15,224	5,02,358	2,22,155
Total Lac	"	84,102	128,201	115,291	99,857	61,741	1,06,59,184	1,30,86,119	98,07,014	48,48,611	20,72,653
LEATHER—											
Hides, tanned or dressed—											
Cow hides	{ Tons =No.	44 =9,375	1 =100	.. =100	.. =1,600	.. =3	} 92,233	1,800	1,200	..	25
Calf skins	{ Tons =No.	.. =300	1 =1,600	..					
Total Hides, tanned or dressed	{ Tons =No.	44 =9,375	1 =100	.. =100	1 =1,600	.. =3	} 92,273	1,800	1,200	3,600	25
Goat skins	{ Tons =No.	11 =34,355	2 =10,936	2 =5,589	4 =11,324	.. =700					
Sheep skins	{ Tons =No.	6 =26,302	2 =2,710	.. =1,132	2 =7,200	..	} 80,030	3,302	2,585	15,520	..
Other skins	{ Tons =No.	1 =13,232	.. =3,238	.. =10,118	.. =4,934	.. =7,622					
Total skins, tanned or dressed	{ Tons =No.	18 =73,979	4 =16,934	2 =16,839	6 =23,458	.. =8,322	} 1,29,956	23,863	30,606	42,005	3,782
Unwrought	Cwts.	3	80	10					

No. 13—continued

GERMANY—continued
EXPORTS THERE TO—continued

INDIAN MERCHANDISE—continued

ARTICLES	QUANTITY					VALUE				
	1927-28	1928-29	1929-30	1930-31	1931-32	1927-28	1928-29	1929-30	1930-31	1931-32
MACHINERY AND MILLWORK OF ALL KINDS . . . Value	—	—	—	—	—	R	R	R	R	R
						..	244	..	8,584	..
MANURES—										
Bones for manurial purposes . . . Tons	280	26,549
Bonemeal . . . "	2,078	1,010	961	965	603	2,06,991	1,02,795	1,01,591	1,00,396	52,768
Fish Manures . . . "	2,442	2,061	1,998	2,567	905	2,07,997	2,56,236	2,83,324	3,65,241	1,27,787
Other kinds . . . "	149	1,378	220	216	..	17,964	63,400	21,787	20,195	5
Total Manures . . . "	4,664	4,449	3,179	3,748	1,788	4,32,952	4,22,431	4,06,652	4,91,832	2,07,104
METALS AND ORES—										
Brass, Bronze and simi- lar alloys and manu- factures . . . Cwts.	111	4,714	4,456	2,087	9	22,262	1,39,192	1,53,257	62,297	1,830
Chromite (Chrome iron ore) Tons	..	13,000	7,100	3,500	3,600	15	3,90,000	2,18,000	1,05,000	1,16,000
Copper Wrought . . . "	..	2	140	25
Copper, others . . . Cwts.	249,700	203,802	275,117	344,122	241,982	52,82,056	40,76,040	58,23,518	60,99,208	26,73,898
Iron or Steel . . . Tons	12,727	5,921	14,976	11,032	13,022	5,65,150	3,57,067	7,74,936	4,37,716	4,54,842
Lead, pig . . . Cwts.	365,160	333,006	201,004	69,002	52,001	66,60,708	60,45,075	33,97,610	8,16,930	6,90,909
" other sorts . . . "	41,903	35,882	65,320	347	..	2,26,936	1,42,503	1,82,713	2,153	..
Manganese ore . . . Tons	14,880	20,445	22,550	15,330	1,820	3,55,749	5,21,643	7,03,930	4,61,209	40,504
Wolfram ore . . . "	425	310	383	413	656	3,44,386	1,66,844	5,17,364	3,84,452	3,70,633
Zinc or Spelter . . . Cwts.	..	30,450	84,000	30,000	50	..	1,95,625	3,20,000	75,000	1,000
Metals, unenumerated . . . "	31,319	35,963	73,635	67,003	64,233	2,85,336	3,51,468	3,26,482	6,81,517	7,73,477
Ores . . . Tons	275	2,603	311	1,047	..	9,040	4,81,119	20,739	64,159	17
Total of Metals and Ores . . . "	63,707	74,722	79,497	56,430	37,004	1,37,52,133	1,18,65,779	1,24,33,549	91,79,701	51,23,135
MICA—										
In blocks . . . Cwts.	1,310	993	915	515	91	1,57,305	1,88,612	1,51,550	79,730	20,488
" splittings . . . "	13,033	11,043	10,664	5,103	3,866	9,56,571	7,15,102	4,95,639	3,03,393	1,72,306
Total Mica . . . "	14,343	12,036	11,779	5,618	3,957	11,13,876	9,03,714	6,47,189	3,83,123	1,92,794
MONAZITE . . . Tons	30	9,000
OILS—										
Essential . . . Gals.	7,212	11,191	14,345	6,533	6,590	2,10,003	2,90,203	4,54,094	1,74,393	1,71,652
Mineral . . . "	..	200	177	120	130	..	954	531	535	560
Vegetable, non-essential—										
Castor . . . "	16,811	15,956	7,320	14,081	131,139	43,460	34,735	17,104	31,542	1,77,552
Coconut . . . "	5,949	3,609	1,800	1,236	..	14,504	8,750	3,730	2,060	..
Groundnut . . . "	..	420	20	3	25,062	..	1,000	37	15	35,183
Othersorts . . . "	54	238	613	172	242	110	3,355	4,534	665	1,490
Total of Vegetable, non-essential . . . "	22,814	20,273	10,253	15,492	156,493	58,074	47,840	25,425	34,282	2,14,230
Total of Oils . . . "	30,026	31,664	24,780	22,145	168,203	2,68,077	3,39,002	4,80,660	2,09,310	3,86,642

No. 13—continued
 GERMANY—continued
 EXPORTS THERE TO—continued

INDIAN MERCHANDISE—continued

ARTICLES	QUANTITY					VALUE				
	1927-28	1928-29	1929-30	1930-31	1931-32	1927-28	1928-29	1929-30	1930-31	1931-32
						₹	₹	₹	₹	₹
OILCAKES—										
Coconut cake . . . Tons	188	2,118	1,552	984	655	26,289	2,33,743	1,59,806	95,466	36,904
Cotton seed cake . . . "	1,828	2,781	1,175	2,835	500	1,19,072	2,94,197	1,21,210	1,93,769	27,500
Groundnut cake . . . "	40,004	38,540	28,189	35,865	51,869	51,41,892	50,34,158	35,82,888	26,89,751	34,62,024
Linseed cake . . . "	6,997	18,189	2,929	478	2,745	7,26,246	15,46,093	3,66,529	40,416	2,28,524
Rape and Sesamum cake . . . "	851	3,175	1,048	26,611	3,22,957	1,00,692
Others "	386	4,681	3,575	1,124	636	41,175	6,40,854	4,25,571	63,118	35,839
Total Oilcakes . . . "	49,249	64,479	38,418	41,286	56,485	60,81,235	80,72,002	47,56,646	30,81,515	37,85,791
PAINTS AND PAINTERS' MATERIALS . . . Value										
	—	—	—	—	—	13,801	33,404	11,939	8,928	62,010
PAPER MAKING MATERIALS Cwts.										
	1,258	700	490	150	315	16,734	15,668	10,685	2,500	3,915
PARAFFIN WAX . . . Tons										
	3,141	3,170	3,079	1,241	1,034	14,89,110	14,77,252	14,33,935	5,67,471	4,35,276
PERFUMERY (not being FUMED SPIRIT) (including MUSK) . . . Value										
	—	—	—	—	—	2,938	1,198	2,544	1,414	1,944
PLANTS, LIVING (including BULBS) . . . "										
	—	—	—	—	—	3,613	4,737	1,310	4,425	..
PRECIOUS STONES AND PEARLS UNSET . . . "										
	—	—	—	—	—	3,000	2,220	5,000	6,500	2,900
PROVISIONS AND OILMAN'S STORES . . . "										
	—	—	—	—	—	3,556	61,894	6,220	2,677	1,109
RUBBER, RAW . . . Lbs.										
	14,350	111,950	117,562	112,448	824,800	17,500	89,550	1,06,362	38,864	71,794
SEEDS—										
Oil-seeds—										
Essential—										
Fennel Tons	..	9	6,000
Fenugreek "	15	48	70	56	18	3,000	10,965	16,160	12,772	2,700
Other sorts "	6	10	10	5	8	1,570	2,255	3,060	1,163	1,961
Non-essential—										
Castor "	1,780	1,239	1,074	1,471	925	3,62,365	2,45,902	2,21,508	2,59,280	1,32,047
Copra or coconut kernel . . . "	192	1	65,640	578
Groundnuts "	218,380	241,228	210,068	119,797	121,761	5,57,09,383	5,91,46,170	4,79,54,798	2,00,51,555	1,76,00,394
Linseed "	17,541	6,205	10,474	10,649	9,344	36,26,674	12,50,741	24,27,546	23,33,380	18,64,148
Mustard "	75	621	308	246	306	23,151	1,78,467	87,458	62,565	67,593
Niger "	587	1,106	1,237	897	831	1,27,781	2,35,438	2,38,737	1,31,791	99,027
Poppy "	401	100	28	189	1	1,39,422	34,265	9,587	55,167	270
Rape "	9,804	9,470	6,329	2,325	4,026	21,33,605	10,55,852	12,03,335	3,99,156	5,25,134
Sesamum (all or in) (B) . . . "	3	209	411	..	900	815	58,320	1,00,308	..	1,53,000
Others "	1	6	60	18	..	210	798	6,148	18,567	647
Other than oil seeds "	52	3	50	..	115	11,423	4,514	7,052
Total Seeds "	249,755	260,247	230,121	185,656	138,600	6,21,93,566	6,32,25,936	5,23,70,002	2,83,34,262	1,99,54,908

No. 13—continued

GERMANY—continued

EXPORTS THERETO—continued

INDIAN MERCHANDISE—concluded

ARTICLES	QUANTITY					VALUE				
	1927-28	1928-29	1929-30	1930-31	1931-32	1927-28	1928-29	1929-30	1930-31	1931-32
APPROXIMATE ILLUSTRATIVE OF NATURAL SCIENCE . . . Value	—	—	—	—	—	18,045	460	700	200	469
SPICES—										
Cardamoms . . . Cwts.	721	1,089	1,371	1,402	855	1,87,245	3,11,380	3,50,298	2,42,557	1,15,567
Ginger . . . "	3,798	1,519	1,337	2,652	2,013	1,62,892	77,450	72,930	98,158	56,126
Pepper . . . "	5,848	4,430	5,754	6,062	2,369	4,52,850	4,18,744	5,28,727	3,31,152	85,687
Other sorts . . . "	..	69	87	46	..	8	2,845	2,436	947	..
Total Spices . . . "	10,105	7,057	8,599	10,162	5,237	8,04,095	8,10,419	9,54,891	5,73,844	2,57,880
TEA, BLACK . . . Lbs.	387,988	209,370	189,527	146,220	100,481	2,96,249	1,49,070	1,66,072	1,18,560	80,600
TEA, WASTE FOR THE MANU- FACTURE OF CAFFEINE . . . "	30,638	4,950
TEXTILES—										
Cotton—										
Raw . . . Tons	45,790	57,876	61,454	55,172	29,576	4,44,22,626	5,71,42,657	4,89,42,939	3,29,81,431	1,47,52,687
Waste . . . Cwts.	49,922	37,891	36,056	38,088	55,192	12,12,060	9,83,223	7,82,363	4,85,393	5,09,094
Twist and yarn . . Lbs.	13,280	100	..	13,236	100	..
Manufactures . . . Value	—	—	—	—	—	—	—	—	47,659	457
Hemp (chiefly gunn)—										
Raw . . . Cwts.	50,072	54,672	61,997	19,961	14,755	8,38,481	9,23,898	9,46,982	2,80,980	1,70,172
Jute—										
Raw . . . Tons	249,888	280,149	216,467	168,978	130,853	8,53,84,466	8,96,25,932	7,40,63,511	3,50,45,783	2,43,63,769
Manufactures—										
Sacking Gunny Bags No.	2,070,215	1,787,448	2,404,975	1,756,591	1,422,800	11,07,651	9,10,892	9,80,698	6,46,914	4,51,215
Hessian Gunny Bags "	10,000	20,000	191,000	20,000	290,000	2,900	9,000	46,077	5,500	38,875
Hessian Gunny Cloth Yards	394,500	192,500	1,240,500	2,536,500	1,673,000	73,226	35,134	2,06,435	2,88,802	1,59,515
Wool—										
Raw . . . Lbs.	95,105	359,893	166,218	317,638	248,830	69,799	1,91,770	1,56,770	2,45,762	1,42,325
Manufactures—										
Carpets and rugs "	1,265	1,869	1,805	7,106	9,074	10,350	9,147	6,574	18,380	7,059
TOBACCO—										
Unmanufactured . . "	554,115	104,828	12,000	295,216	..	1,10,947	33,290	2,882	31,527	..
Manufactured . . . "	57,492	605	22,636	126
TOYS AND REQUISITES FOR GAMES AND SPORTS (includ- ing FISHING TACKLE) other than FIRE ARMS . . . Value	—	—	—	—	—	7,170	9,378	5,804	4,832	5,430
WOOD AND TIMBER—										
Teak wood . . . Cubic Tons	4,502	3,805	2,990	561	94	13,27,128	10,13,108	7,73,297	2,96,530	26,696
Sandal wood . . . Tons	60	..	98	1,02,400	..	1,75,250
Other kinds of wood and timber . . . Value	—	—	—	—	—	45,115	38,065	33,387	9,100	3,710
Manufactures of wood other than furniture and cabinetware . . . "	—	—	—	—	—	6,669	125	234	333	20
Total Wood and Timber "	—	—	—	—	—	14,81,312	10,51,298	9,82,668	3,05,963	30,426
ALL OTHER ARTICLES OF MERCHANDISE . . . "	—	—	—	—	—	13,11,468	16,53,483	15,29,544	9,31,525	8,07,373
GRAND TOTAL . . . "	—	—	—	—	—	32,22,85,626	32,32,08,897	28,60,88,323	14,26,39,215	10,27,85,550

No. 13—continued
 GERMANY—concluded
 EXPORTS THERETO—concluded

FOREIGN MERCHANDISE

ARTICLES	QUANTITY					VALUE				
	1927-28	1928-29	1929-30	1930-31	1931-32	1927-28	1928-29	1929-30	1930-31	1931-32
ANIMALS, LIVING— Horses No.	2	R	R	R	R	R
						5,000
APPAREL (including DRAPERY, UNIFORMS, ACCOUTRE- MENTS but excluding HONEY AND BOOTS AND SHOES) Value	—	—	—	—	—	15,565	6,326	32,530	11,301	11,385
BOOKS, PRINTED AND PRINTED MATTER (not being STA- TIONERY), including MAPS AND CHARTS Cwts.	14	11	15	10	32	6,632	1,805	3,060	1,955	7,837
CHEMICALS AND CHEMICAL PREPARATIONS (exclud- ing CHEMICAL MANURES AND MEDICINES) Value	—	—	—	—	—	11,971	2,800	4,031	18,069	4,506
COAL AND COKE Tons	750	140	..	1,513	..	15,450	3,220	..	23,979	..
CUTLERY Value	—	—	—	—	—	6,791	300	11,258	4,645	2,347
DRUGS AND MEDICINES	—	—	—	—	—	12,051	8,909	21,545	21,785	16,812
DYING AND TANNING SUBSTANCES	—	—	—	—	—	10,67,306	12,510	40,202	6,119	75
FRUITS AND VEGETABLES	—	—	—	—	—	1,00,590	1,58,817	84,385	7,720	10,934
FURNITURE AND CABINET- WARE	—	—	—	—	—	14,125	800	20,755	51,541	9,760
GLASS AND GLASSWARE	—	—	—	—	—	8,865	2,138	1,060	8,175	3,987
GUMS AND RESINS Cwts.	6,836	7,156	9,032	6,494	2,719	2,71,577	8,50,695	3,66,732	1,80,197	68,489
HARDWARE (excluding CUTLERY AND ELECTRO- PLATED WARE) Value	—	—	—	—	—	1,97,236	3,53,332	3,68,846	3,06,271	2,53,500
HIDES AND SKINS, RAW— Skins, raw (Tons =No.	1 =1,480	2 =2,715	1 =3,142	1 =3,683	3 =13,735	3,506	2,865	13,375	25,753	62,833
INSTRUMENTS, APPARATUS, AND APPLIANCES, AND PARTS THEREOF Value	—	—	—	—	—	32,605	77,716	79,101	1,03,599	68,700
JEWELLERY (excluding IMI- TATION JEWELLERY AND PRECIOUS STONES AND PEARLS, UNSET) ALSO PLATE OF GOLD AND SILVER— Jewellery	—	—	—	—	—	11,431	970	5,263
LEATHER— Skins, tanned or dressed (Tons =No.	..	2	..	1	..	100	67,000	..	44,000	4,240
Manufactures (excluding boots and shoes) Value	—5	—4,590	..	—4,643	—333
LIQUORS Gals.	309	131	857	3,128	80	1,900 5,323	3,124 1,004	1,198 3,398	9,496 10,403	10,768 3,036
MACHINERY AND MILLWORK METALS AND ORES— Brass, Bronze and similar alloys, wrought Cwts.	97	3,340	3,765	344	12	4,110	1,05,195	1,48,658	10,572	973
Copper	49	199	104	7	..	2,607	13,350	8,093	330	..
Iron and Steel Tons	7	562	48	7	617	3,666	24,446	14,050	4,293	43,613
Metals unenumerated Cwts.	42	1,789	1,937	7,870	3,252	3,097	56,220	70,142	1,06,293	36,700
PAINTS AND COLOURS	13	..	5	1,030	6	1,250	41	612	13,997	1,138
PRECIOUS STONES AND PEARLS, UNSET Value	—	—	—	—	—	..	700	2,900
PRINTING AND LITHOGRA- PHING MACHINERY AND MATERIALS (excluding PAPER)	—	—	—	—	—	5,456	6,778	13,494	12,135	8,910
PROVISIONS AND OILMAN'S STORES (excluding FISH AND FRUITS AND VEGE- TABLES) Cwts.	66	28	2	7	9	4,205	8,361	134	1,082	860
RUBBER, MANUFACTURES Value	—	—	—	—	—	30,169	6,813	20,162	17,975	2,336
SEEDS Tons	55	54	1	40	24	13,825	14,000	1,015	17,451	4,937
TEXTILES— Cotton, raw Tons	87	14	1,23,320	22,000	..	333	..
Manufactures— Piecegoods Yds.	2,209	3,234	6,635	4,107	..	2,832	2,722	8,130	1,535	..
Wool— Raw Lbs.	40,974	30,341	32,440	32,238	6	32,586	14,230	26,160	13,720	5
Manufactures Value	—	—	—	—	—	38,674	35,145	52,565	2,45,019	8,047
Other textiles manufactures	—	—	—	—	—	16,520	5,045	8,628	9,867	7,130
TOYS AND REQUISITES FOR GAMES AND SPORTS (in- cluding FISHING TACKLE, other than FIREARMS)	—	—	—	—	—	1,790	5,329	2,123	1,163	2,453
VEHICLES (excluding LOCO- MOTIVES, ETC., FOR RAIL- WAYS)— Carriages and carts (exclud- ing Railway carriages and parts thereof)	—	—	—	—	—	9,607	8,336	..	10,533	5,299
Other Borts	—	—	—	—	—	28,323	3,555	2,445	5,900	1,436
ALL OTHER ARTICLES OF MERCHANDISE	—	—	—	—	—	92,357	1,12,045	78,671	64,106	36,432
GRAND TOTAL	—	—	—	—	—	22,86,740	15,75,819	15,97,635	15,67,544	7,61,336
GRAND TOTAL OF INDIAN AND FOREIGN MERCHANDISE	—	—	—	—	—	32,45,72,366	32,47,84,716	26,76,86,008	14,42,06,759	9,35,67,386

No. 13—continued
NETHERLANDS
IMPORTS THEREFROM

ARTICLES	QUANTITY					VALUE				
	1927-28	1928-29	1929-30	1930-31	1931-32	1927-28	1928-29	1929-30	1930-31	1931-32
Animals, living No.	3	67	6	10	25	500	1,090	30,000	5,000	21,572
APPAREL (excluding HOSIERY AND BOOTS AND SHOES) Value	—	—	—	—	—	12,006	9,829	2,559	1,009	486
ASBESTOS—Manufactures "	—	—	—	—	—	3,458	7,925	5,408	3,608	12,745
BRISTLING FOR MACHINERY HOBBINS "	—	—	—	—	—	61,955	48,255	82,631	33,017	88,450
BOOKS, PRINTED, AND PRINTED MATTER (not being STATIONERY), including MAPS AND CHARTS Cwts.	320	290	235	266	207	16,940	36,282	21,271	32,012	25,855
BOOTS AND SHOES Pairs	239	4,407	2,149	836	388	1,723	11,454	6,604	5,431	2,711
BUILDING AND ENGINEERING MATERIALS, other than OF IRON, STEEL, OR WOOD—Asphalt Tons	5,426	1,543	1,989	4,574	7,210	4,75,101	1,43,931	1,68,774	4,12,475	5,60,301
Firebricks No.	—	—	14,195	—	—	—	—	12,167	—	—
Cement—Portland Tons	238	79	180	94	17	12,532	3,747	5,500	4,571	720
Other kinds "	20	33	36	41	21	17,036	23,036	11,528	13,168	9,057
Tiles No.	84,746	140,600	226,000	120,080	339,715	7,847	13,239	20,045	8,467	20,731
Other kinds Value	—	—	—	—	—	82,253	472	—	206	462
Total Building and Engineering Materials "	—	—	—	—	—	5,44,769	1,83,425	2,16,023	4,33,977	5,97,271
Candles of all sorts lbs.	32,641	60,444	49,475	28,043	10,110	8,055	16,309	14,352	7,426	2,584
CHEMICALS AND CHEMICAL PREPARATIONS (excluding CHEMICAL MANURES AND MEDICINES)—Acids—Acetic (pyroligneous acid) Cwts.	877	844	737	396	278	26,260	32,031	28,552	13,357	7,152
Oxalic "	241	696	605	100	548	5,714	18,989	15,711	2,392	14,502
Sulphuric "	212	2,468	7,936	11,188	4,841	2,849	21,622	52,576	66,376	80,128
Tartaric "	50	101	41	2	30	3,561	9,306	4,192	322	2,244
Other sorts "	619	403	530	553	241	27,852	19,292	25,810	25,358	13,385
Total Acids "	1,799	4,612	9,909	12,237	5,738	66,236	99,740	1,26,841	1,07,805	67,504
Alum "	529	980	1,907	1,287	373	5,697	10,535	22,069	15,018	4,402
Aluminous sulphates "	6,029	6,773	250	350	100	20,622	31,650	1,102	1,360	418
Ammonia and salts thereof—Anhydrous "	58	61	44	218	154	3,295	5,514	4,270	20,368	14,845
Others "	50	139	88	37	81	2,386	2,787	2,000	1,416	2,702
Carbide of Calcium "	200	20	40	1,407	3,589	2,371	300	760	18,901	44,785
Glycerine "	100	2	50	375	269	6,524	112	2,236	15,264	9,502
Lead compounds—Acetate "	72	—	70	218	208	2,113	—	1,037	5,877	5,421
Potassium compounds "	674	357	737	387	29	18,336	16,505	22,087	19,864	11,121
Soda compounds "	3,675	2,176	1,525	10,032	3,931	41,541	33,876	12,800	1,35,679	80,972
Other sorts of chemicals Value	—	—	—	—	—	4,33,257	2,60,613	3,60,176	3,50,686	4,07,313
Total Chemicals and chemical preparations, etc. "	—	—	—	—	—	6,12,378	4,75,432	5,57,318	6,02,228	6,48,835
Coffee other than roasted or ground Cwts.	—	—	—	—	300	—	—	—	—	18,126
Coak manufactures Value	78	97	126	380	60	5,705	17,991	14,433	11,351	4,622
COTILEY Value	—	—	—	—	—	14,294	7,232	8,349	2,635	5,445
DRUGS AND MEDICINES (excluding CHEMICALS AND NARCOTICS)—Codliver oil Lbs.	1,590	11,484	6,750	10,600	440	855	31,923	9,333	23,413	166
Proprietary and patent medicines Value	—	—	—	—	—	53,209	1,18,284	1,28,236	1,03,266	67,703
Quinine Salts—Quinine Sulphate or bisulphate Lbs.	900	2,747	4,316	4,474	5,031	16,143	50,920	88,431	69,245	90,609
Quinine hydrochloride or dihydrochloride "	110	1,040	1,024	422	738	3,045	10,590	23,790	10,035	19,659
Other sorts "	648	1,243	1,205	1,653	2,592	11,517	19,494	26,129	77,450	1,01,303
Total "	1,658	5,030	6,545	6,549	8,361	30,705	81,004	1,38,350	1,56,730	2,11,600
Other sorts of drugs and medicines Value	—	—	—	—	—	1,76,903	1,89,913	1,05,988	1,07,017	2,18,901
Total Drugs and Medicines "	—	—	—	—	—	2,01,672	3,69,974	3,81,902	3,89,426	4,98,430
DYEING AND TANNING SUBSTANCES—Dyes obtained from coal tar—Alizarine Lbs.	514,379	730,644	212,750	1,008	—	3,16,535	3,69,722	94,806	813	—
Aniline "	227,730	547,508	80,620	23,116	55,837	4,13,653	8,28,066	1,06,049	51,013	65,923
Indigo Synthetic Cwts.	—	—	—	100	1,120	—	—	—	14,176	1,506
Others "	4,782	65,776	5,154	4,480	28	6,486	1,18,681	2,500	1,905	32
Total Dyes obtained from Coal tar "	746,901	1,343,928	298,524	28,700	56,985	7,36,674	13,11,469	2,03,505	67,907	67,466
Other sorts (including iodo-dye) "	44	41	39	—	100	1,362	2,464	1,684	—	1,246
Total Dyeing and Tanning substances Value	—	—	—	—	—	7,38,036	13,18,933	2,05,089	67,907	68,712

No. 13—continued
NETHERLANDS—continued
IMPORTS THEREFROM—continued

ARTICLES	QUANTITY					VALUE				
	1927-28	1928-29	1929-30	1930-31	1931-32	1927-28	1928-29	1929-30	1930-31	1931-32
EARTHENWARE AND PORCELAIN—						R	R	R	R	R
Bottles and Phials Value	—	—	—	—	—	2,56,043	2,52,072	2,47,254	96,718	47,527
Earthenware " Value	—	—	—	—	—	11,473	4,045	6,936	10,848	10,340
Porcelain " Value	—	—	—	—	—	—	—	—	—	—
Total Earthenware and Porcelain " Value	—	—	—	—	—	2,67,516	2,56,117	2,54,190	1,07,556	57,876
GLASS AND GLASSWARE—										
Bottles and Phials Gross	384	3,808	3,101	906	136	6,172	57,930	58,547	15,294	1,956
Sheet and plate Sq. ft.	20,964	97,037	135,087	169,608	98,573	19,034	73,878	1,41,028	1,36,926	1,03,855
Tableware (including decanters, tumblers, etc.) Value	—	—	—	—	—	5,254	3,510	2,362	1,491	1,818
Other glassware " Value	—	—	—	—	—	9,538	7,104	3,304	5,753	2,620
Total Glass and Glassware " Value	—	—	—	—	—	40,028	1,42,422	2,00,741	1,59,464	1,10,259
GUMS AND RESINS										
Quats Cwts.	219	214	395	257	656	7,530	7,250	15,376	7,452	26,064
Other sorts " Value	180	156	200	274	207	5,275	4,832	5,506	4,711	3,710
HARDWARE, EXCLUDING CUTLERY AND ELECTROPLATED WARE—										
Builders' hardware, such as locks, hinges, door bolts, etc. Value	—	—	—	—	—	6,539	4,978	1,200	11,399	1,348
Enamelled ironware " Value	—	—	—	—	—	8,632	9,995	15,321	14,335	5,060
Implements and tools other than agricultural implements and machine tools " Value	—	—	—	—	—	15,842	14,402	20,218	18,653	5,204
Other sorts " Value	—	—	—	—	—	90,066	1,08,924	1,42,397	1,10,182	1,04,490
Total Hardware, excluding Cutlery and Electroplated ware " Value	—	—	—	—	—	1,21,079	1,38,299	1,79,196	1,54,569	1,16,102
INSTRUMENTS, APPARATUS, AND APPLIANCES, AND PARTS THEREOF—										
Electrical, including telegraph and telephone apparatus not being machinery—										
Electric fans and parts thereof " Value	—	—	—	—	—	13,715	9,448	3,373	11,965	14,608
Electric wires and cables—										
Rubber insulated " Value	—	—	—	—	—	30,719	1,07,695	99,629	1,24,408	1,12,078
Insulations other than rubber " Value	—	—	—	—	—	73,037	47,370	28,430	33,103	6,151
Telegraph and telephone wires and cables " Value	—	—	—	—	—	145	—	—	16,034	—
Bare Copper wire (Electrolytic) other than telegraph and telephone wires(b). Cwts.	—	—	—	2,400	1,088	1,31,249	94,739	2,22,760	1,27,558	42,305
Electric lamps and parts thereof—										
Electrical glow lamps (a) No.	1,443,155	1,717,936	—	—	—	9,75,418	11,65,708	—	—	—
Flash lights including torch lights, pocket lamps, etc. " Value	—	—	59,354	—	—	—	—	44,692	—	—
Automobile lighting lamps " Value	—	—	136,244	133,215	—	—	—	57,812	55,334	—
Standard lighting lamps " Value	—	—	1,283,545	1,123,723	—	—	—	9,08,011	8,20,191	—
Other sorts " Value	195	19,479	13,205	8,013	—	789	9,810	19,314	8,799	—
Gas filled electric bulbs " Value	—	—	—	—	—	415,214	—	—	—	4,70,925
Vacuum electric bulbs " Value	—	—	—	—	—	915,233	—	—	—	5,22,742
Electric bulbs for automobiles " Value	—	—	—	—	—	136,002	—	—	—	59,546
Electric lamps other sorts " Value	—	—	—	—	—	2,168	—	—	—	2,108
Parts and accessories of electric lamps Value	—	—	—	—	—	2,777	1,447	1,20,581	1,10,743	1,539
Electric lighting accessories, and fittings (including switches) " Value	—	—	—	—	—	7,127	11,378	80,401	22,767	3,144
Electro-medical apparatus including X-Ray apparatus " Value	—	—	—	—	—	2,001	3,725	10,520	24,280	10,930
Electrical goods and apparatus not enumerated " Value	—	—	—	—	—	38,447	34,110	23,418	1,31,338	68,435
Total Electrical Instruments " Value	—	—	—	—	—	12,75,474	14,85,931	16,24,441	14,87,040	13,08,668
Wireless apparatus " Value	—	—	—	—	—	2,59,202	39,637	1,74,094	1,43,781	1,14,446
Medical " Value	—	—	—	—	—	3,747	472	7,699	8,002	5,424
Other kinds " Value	—	—	—	—	—	8,131	17,359	15,105	22,072	20,090
Total Instruments, Apparatus and Appliances, etc. " Value	—	—	—	—	—	15,46,644	15,93,449	18,21,330	16,60,395	14,48,628
IVORY—										
Unmanufactured Lbs.	23,787	37,132	43,543	33,259	24,757	1,33,917	3,03,476	3,17,338	2,65,264	1,56,731
LEATHER—										
Skins, tanned or dressed (—No.)	197	1,719	4,747	456	2	2,236	17,546	45,281	4,094	20,446
Leather, unwrought Cwts.	23	19	228	21	3	10,135	17,407	30,752	7,956	4,215
Manufactures (excluding boots and shoes and belting for machinery)—										
Pickers " Value	504	401	346	346	278	81,165	70,199	63,591	61,966	49,402
Picking bands and straps " Value	306	243	309	430	544	74,178	55,485	66,759	1,02,445	1,16,322
Other sorts " Value	—	—	—	—	—	9,679	9,478	11,833	22,972	5,374
Total Leather " Value	—	—	—	—	—	1,77,403	1,79,055	2,18,173	1,99,433	1,96,259

(a) Separately shown under the heads immediately following from 1929-30.
(b) Quantity recorded from 1930-31.

No. 13—continued
 BELGIUM—continued
 IMPORTS THEREFROM—continued

ARTICLES	QUANTITY					VALUE				
	1927-28	1928-29	1929-30	1930-31	1931-32	1927-28	1928-29	1929-30	1930-31	1931-32
TALLOW AND STEARINE . Cwts.	18	..	93	61	185	R 330	R 10	R 2,276	R 2,519	R 4,644
TEA CHESTS ENTIRE OR IN SECTIONS . Value	—	—	—	—	—	19,438	2,081	17,133	19,165	15,930
TELEPHONE MATERIALS FOR CONSTRUCTION AND ACCESSORIES (excluding ELECTRICAL) . "	—	—	—	—	—	577	2,110	11,616	6,489	1,347
TEXTILES—										
Cotton—										
Raw Lbs.	19	3	18	22,000	2,900	20,000
Manufactures—										
Twist and yarn . "	21,776	953	..	2,074	6,710	26,847	3,039	..	2,552	5,991
Blankets . . . "	1,273,852	366,139	342,907	182,235	259,826	7,72,478	2,32,752	2,10,034	1,00,713	89,319
Handkerchiefs and shawls in the piece—										
Shawls . . . No.	5,124	11,311
Lace and patent net Yards	70,007	99,087	245,467	52,520	94,529	52,979	74,418	1,56,716	33,981	47,874
Piece-goods—										
White (bleached) . "	155,848	234,269	157,497	52,209	39,310	81,209	1,51,930	89,754	29,436	19,200
Coloured, printed, or dyed—										
Printed goods . "	275,578	82,507	7,225	5,477	7,322	1,29,526	41,306	7,390	2,471	1,231
Dyed goods . . "	131,930	123,203	39,079	18,412	20,784	1,24,443	62,499	32,208	18,377	15,794
Woven coloured goods . . "	1,337,659	1,962,130	870,865	373,685	176,460	12,05,209	16,57,118	7,36,547	2,75,350	1,14,137
Thread, sewing . Lbs.	41,567	31,913	35,376	38,860	19,002	92,349	81,467	80,339	90,691	40,092
Other sorts of manufactures . Value	—	—	—	—	—	34,311	43,710	41,090	55,324	22,258
Total Cotton manufactures (including Twist and Yarn). "	—	—	—	—	—	25,31,162	23,53,734	14,04,078	6,09,895	2,56,896
Haberdashery and millinery—										
Lace and embroidery . "	—	—	—	—	—	10,176	14,048	5,630	..	1,171
Other sorts . . . "	—	—	—	—	—	25,434	52,946	33,918	13,237	11,012
Total Haberdashery . "	—	—	—	—	—	35,610	66,994	39,548	13,237	13,083
Jute manufactures—										
Gunny cloth . . . Yards	..	206,035	2,371	15,781	1,623
Other kinds . . . Value	—	—	181	—	84	17,662	9,629	9,502	5,041	1,840
Total Jute manufactures . "	—	—	—	—	—	17,662	25,410	11,125	5,041	1,840
Silk manufactures—										
Silk yarn, noils and warps . Lbs.	17,561	34,108	21,075	14,162	129,792	33,248	66,936	38,300	25,438	1,27,208
Goods of silk mixed with other materials Yards	5,942	23,193	32,391	9,458	512	16,656	35,042	45,175	10,430	755
Silk Piece-goods . . "	143,076	415,188	320,091	361,233	32,333	1,43,362	3,11,157	5,69,701	2,39,944	50,612
Other sorts . . . Value	—	—	—	—	—	13,623	33,948	10,662	13,369	12,002
Total Silk manufactures . "	—	—	—	—	—	2,06,389	4,47,083	6,63,838	2,84,181	1,01,477
Wool—										
Raw Lbs.	24,785	29,653
Yarn and knitting wool										
Worsted yarn for weaving* . "	9,287	1,999	—	—	—	19,788	5,435	—	—	—
Knitting wool* . . "	—	—	10,590	16,524	1,705	—	—	20,527	23,230	2,644
Manufactures—										
Blankets and rugs other than floor rugs . . . "	54,559	2,376	49,567	4,456	11,487	32,021	1,985	30,136	2,567	4,921
Carpets and floor rugs "	6,355	2,979	1,639	176	582	7,227	7,234	2,348	184	657
Piece-goods . . . Yards	431,340	320,607	222,401	106,210	78,934	3,99,379	7,00,013	5,33,574	3,39,077	1,48,186
Shawls No.	23,112	9,967	17,762	1,340	..	73,407	24,136	59,733	6,230	..
Other sorts . . . Value	—	—	—	—	—	1,232	1,054	4,507	1,326	1,561
Total Woolen manufactures (including Yarn and knitting wool) . . . "	—	—	—	—	—	9,43,084	8,29,357	6,63,417	4,33,444	2,02,266
Artificial silk—										
Artificial silk yarn . Lbs.	63,648	213,630	101,191	93,222	118,010	1,19,112	3,43,297	1,25,329	91,333	1,08,343
Piece-goods of cotton and artificial silk . Yards	757,177	854,933	557,567	216,234	112,025	6,33,660	7,13,067	4,22,337	1,65,502	64,097
TOBACCO—										
Unmanufactured . . . Lbs.	759	4,733	2,417	1,713	2,072	..	10,410	6,494
Manufactured—										
Cigars "	762	506	799	397	384	4,179	1,326	4,968	1,324	1,560
Other sorts . . . "	142	722	1,074	13	76	500	839	1,150	50	233
Total Tobacco . . . "	1,663	1,228	1,873	5,203	2,277	6,392	4,737	6,118	12,284	8,322

* Separately recorded from 1929-30.

No. 13—continued

BELGIUM—continued

IMPORTS THEREFROM—concluded

ARTICLES	QUANTITY					VALUE				
	1927-28	1928-29	1929-30	1930-31	1931-32	1927-28	1928-29	1929-30	1930-31	1931-32
TOILET REQUISITES (NOT SPECIFIED ELSEWHERE) . Value	—	—	—	—	—	27,272	61,075	87,802	89,979	11,06
TOYS AND REQUISITES FOR GAMES AND SPORTS (including FISHING TACKLE)—										
Toys "	—	—	—	—	—	17,148	12,290	15,214	7,188	4,75
Requisites for games and sports (excluding fire-arms)—										
Playing cards "	—	—	—	—	—	6,18,210	3,55,248	4,35,616	4,63,774	3,40,15
Other sorts "	—	—	—	—	—	3,349	4,255	1,319	302	21
Total Toys and Requisites for games and sports, etc. "	—	—	—	—	—	6,38,702	3,71,793	4,52,152	4,71,214	3,45,12
UMBRELLAS AND UMBRELLA FITTINGS "	—	—	—	—	—	73,123	57,786	36,923	22,624	3,78
VEHICLES, excluding LOCOMOTIVES, ETC., FOR RAILWAYS—										
Carriages and carts not mechanically propelled and parts thereof (excluding railway carriages, trucks, etc.)—										
Carriages and carts not mechanically propelled (excluding railway carriages, trucks, etc.) No.	30	50	65	76	12	10,787	10,331	21,570	9,002	2,25
Parts of carriages and carts (excluding rubber tyres). Value	—	—	—	—	—	44,538	1,12,426	70,428	23,050	9,75
Perambulators, etc. "	—	—	—	—	—	20
Total value of Carriages, etc. "	—	—	—	—	—	55,355	1,22,757	91,998	31,652	12,012
Cycles (other than motor cycles) and parts thereof and accessories—										
Cycles, imported entire or in sections. No.	59	12	6	3,958	627	263
Parts of cycles and accessories (excluding rubber tyres). Value	—	—	—	—	—	6,303	17,110	5,896	5,863	9,931
Total value of Cycles, etc. "	—	—	—	—	—	10,266	17,737	6,159	5,863	9,931
Mechanically propelled vehicles (excluding railway locomotives and tractors)—										
Aircraft, parts of "	—	—	—	—	—	..	378	1,093	33,002	..
Carriages and parts for Railways (a) "	—	—	—	—	—	—	2,39,219	5,90,539	5,35,157	3,98,055
Wagons and parts for Railways (a) "	—	—	—	—	—	—	10,40,478	12,31,538	7,25,027	4,23,209
Motor cabs (including taxi cabs) No.	43	25	27	39	8	1,50,476	1,02,952	1,37,336	1,20,273	67,337
Motor cycles (including scooters) "	14	21	19	2	2	7,004	10,368	8,945	883	1,160
Motor omnibuses, motor vans and motor lorries "	3	1	12	10,065	8,717	34,533
Parts of mechanically propelled vehicles and accessories, other than of aircraft (excluding rubber tyres) Value	—	—	—	—	—	17,637	55,076	45,731	51,655	35,561
Total Mechanically propelled vehicles "	—	—	—	—	—	1,86,412	14,57,666	20,99,315	14,65,002	9,30,832
Ships, parts of (including launches and boats) "	—	—	—	—	—	12,649	..	64,837	3,984	..
Total Vehicles, including Locomotives, etc., for railways "	—	—	—	—	—	2,63,682	15,93,140	22,62,859	15,07,401	9,52,325
POSTAL ARTICLES NOT SPECIFIED "	—	—	—	—	—	2,41,566	30,147	1,06,327	1,23,223	3,080
ALL OTHER ARTICLES OF MERCHANDISE "	—	—	—	—	—	73,053	84,225	14,750	24,502	56,015
GRAND TOTAL "	—	—	—	—	—	7,47,68,595	7,19,95,747	6,78,67,518	4,66,92,233	3,01,57,097

(a) Separately recorded from 1928-29. For previous years' figures see under Railway plant and Rolling Stock.

No. 13—continued

BELGIUM—continued

EXPORTS THERETO

INDIAN MERCHANDISE

ARTICLES	QUANTITY					VALUE				
	1927-28	1928-29	1929-30	1930-31	1931-32	1927-28	1928-29	1929-30	1930-31	1931-32
ANIMALS, LIVING . . . No.	6,126	10,208	17,243	17,492	22,962	8,670	20,777	28,293	8,180	15,139
Art. works of, other than pictures . . . Value	—	—	—	—	—	612	9,580	2,000	100	630
Bones for manufacturing purposes . . . Tons	41,829	41,162	52,178	53,351	38,449	44,61,450	42,11,468	68,17,910	66,72,220	37,33,711
BUILDING AND ENGINEERING MATERIALS OTHER THAN OF IRON, STEEL OR WOOD . . . Value	—	—	—	—	—	1,75,750	71,250	..	19,000	52,850
COFFEE . . . Cwts.	10,385	6,651	2,945	10,547	6,370	8,49,141	5,86,276	2,40,190	6,75,864	3,81,847
COIR—										
Unmanufactured . . . Tons	18	37	69	26	12	5,168	11,870	21,430	7,904	2,800
Manufactured (excluding rope) . . . "	5,497	4,845	5,072	4,208	4,249	17,49,501	15,18,566	15,68,037	12,78,865	11,28,918
DRUGS AND MEDICINES (excluding CHEMICALS AND NARCOTICS)—										
Nuxvomica . . . "	500	1,400	1,662	..	501	3,000	7,355	18,910	..	2,894
Senna . . . "	2,933	1,267	1,235	1,228	1,298	60,885	23,460	25,919	21,031	18,902
Other sorts of drugs and medicines . . . Value	—	—	—	—	—	100	500
Total Drugs and medicines . . . "	—	—	—	—	—	68,485	31,315	39,829	21,031	21,196
DYEING AND TANNING SUBSTANCES—										
Cutch and Gambler . . . Cwts.	250	475	1,295	400	150	4,485	8,975	28,211	8,706	1,366
Myrobalans . . . "	71,762	60,120	63,181	51,760	38,978	4,97,016	4,03,608	3,90,192	3,32,811	1,82,109
Myrobalan extracts . . . "	1,944	2,248	581	271	297	31,108	31,716	6,780	3,458	3,374
Turmeric . . . "	613	360	200	340	161	9,331	7,576	2,994	4,495	1,488
Other sorts . . . "	397	1,266	600	..	72	1,137	20,739	3,000	..	990
Total Dyeing and Tanning substances . . . "	74,966	64,469	65,807	52,771	39,048	5,43,122	4,72,609	4,26,157	3,48,970	1,69,237
FIBRE FOR BRUSHES AND BROOMS . . . Tons	1,734	1,680	1,512	1,539	1,245	6,60,974	7,23,108	6,14,985	5,79,040	4,37,459
FODDER, BRAN AND POLLARDS (excluding oilcake) . . . "	383	50	310	200	4,109	18,640	1,867	11,862	3,918	1,01,889
FRUITS AND VEGETABLES Value	—	—	—	—	—	35,714	40,704	66,770	24,677	80,859
GRAIN, PULSE AND FLOUR—										
Barley . . . Tons	7,552	11,648	198	..	3,009	9,02,935	13,66,669	23,706	..	1,84,686
Jowar and Bajra . . . "	1,904	3	..	1,32,237
Maize . . . "	1,242	1,378	1,34,255	1,50,208
Pulse—										
Beans . . . "	..	600	50	1,11,027	3,441	..	10
Gram . . . "	..	50	8	5,953	32	72	72
Lentils . . . "	..	198	3	5	7	..	32,546	435	684	800
Other sorts . . . "	1,021	374	..	14	..	1,11,349	45,007	137	2,481	119
Total Pulse . . . "	1,021	1,222	53	19	7	1,11,357	1,05,492	9,045	3,237	1,001
Rice in the husk (paddy) . . . "	..	150	..	501	3,354	..	12,271	..	19,171	1,42,753
Rice, not in the husk—										
Rolled rice . . . "	..	25	180	150	3,472	25,300	16,352	..
Cleaned rice . . . "	5,655	5,262	7,006	17,940	22,978	8,67,604	7,12,351	8,60,385	18,38,056	14,55,212
Broken cleaned rice . . . "	1,000	3,425	10,657	27,009	23,176	85,966	3,85,988	19,73,075	24,53,251	11,83,258
Other sorts . . . "	..	800	3,100	1,050	2,680	..	39,529	4,08,467	1,09,533	1,89,323
Total rice, not in the husk . . . "	6,655	9,012	20,943	46,149	48,834	9,53,470	11,41,346	32,67,177	44,17,192	28,27,693
Rice flour and ground rice . . . "	26	5,150
Wheat . . . "	19,675	9,280	..	6,359	..	28,54,375	12,99,210	..	6,89,780	..
Other sorts . . . "	35	292	21	25	32	6,387	49,022	3,767	4,998	3,703
TOTAL GRAIN, PULSE AND FLOUR . . . "	26,206	32,982	30,215	53,053	57,140	49,67,979	42,35,132	33,03,698	51,34,273	32,94,223
GUMS AND RESINS . . . Cwts.	9,961	8,929	6,480	4,405	1,755	2,82,739	2,94,823	1,85,342	1,02,483	26,602
HARDWARE AND CUTLERY (including PLATED WARE) Value	—	—	—	—	—	1,380	4,564	3,233	4,759	2,540

No. 13—continued
 BELGIUM—continued
 EXPORTS THERETO—continued

INDIAN MERCHANDISE—continued

ARTICLES	QUANTITY					VALUE				
	1927-28	1928-29	1929-30	1930-31	1931-32	1927-28	1928-29	1929-30	1930-31	1931-32
HIDES AND SKINS, RAW—						R	R	R	R	R
Hides, raw—										
Buffalo hides	Tons 42	20	33	8	18	} 33,582	} 19,363	} 35,493	} 7,847	} 10,417
—No. —14,580	—5,000	—7,720	—2,800	—3,770						
Cow "	Tons 230	1,014	167	30	10	} 2,68,640	} 12,36,592	} 2,15,442	} 34,856	} 10,244
—No. —53,360	—240,626	—43,863	—7,770	—3,300						
Calf, skins—										
Buffalo calf skins	Tons	9	8	..	} ..	} ..	} 7,941	} 5,611	} ..
—No.	—3,850	—2,250	..					
Cow calf skins	Tons 2	54	34	30	3	} 4,256	} 77,172	} 40,540	} 33,690	} 2,812
—No. —2,000	—23,925	—17,473	—17,667	—1,000						
Total Calf skins	Tons 2	54	43	38	3	} 4,256	} 77,172	} 48,481	} 39,301	} 2,812
—No. —2,000	—23,925	—21,323	—19,917	—1,000						
Total Hides, raw	Tons 274	1,083	243	76	31	} 3,06,378	} 13,83,127	} 2,09,416	} 32,004	} 23,473
—No. —69,940	—269,551	—72,706	—30,487	—8,070						
Skins, raw—										
Goat skins	Tons 14	106	298	202	247	} 34,750	} 9,06,662	} 17,85,766	} 8,76,839	} 7,48,352
—No. —18,800	—424,570	—788,958	—480,238	—542,252						
Sheep skins	Tons 2	2	20	4	..	} 3,000	} 3,030	} 29,697	} 4,830	} ..
—No. —2,000	—2,440	—30,000	—5,152	..						
Other skins	Tons	7	..	4	} 627	} 53	} 1,06,576	} ..	} 19,600
—No. —6	—9	—51,783	..	—18,056						
Total Hides and Skins, raw (excluding outtings of hides and skins, raw)	Tons 290	1,286	571	232	282	} 3,44,755	} 22,42,872	} 22,21,445	} 9,03,073	} 7,91,726
—No. —90,746	—696,570	—943,447	—515,877	—569,378						
HORNS, TIPS AND PIECES OF HORN	Owts. 9,378	4,852	4,951	4,027	1,728	2,09,922	1,14,426	94,908	72,813	25,138
KAPOK	Owts. 2,302	1,630	935	481	514	1,42,068	74,520	45,707	22,090	20,980
LAC—										
Button	Owts. 22	66	130	370	462	3,600	10,350	15,693	23,280	22,610
Seed	Owts. 11	111	1,099	8,039	11,171	1,800	12,200	1,03,293	4,11,034	4,84,001
Shell	Owts. 2,578	3,858	5,402	4,477	4,795	3,64,449	4,95,937	6,27,166	2,49,844	2,05,324
Stick	Owts. 476	5,725	1,910	1,395	8,340	39,946	4,17,491	1,49,806	42,443	1,89,550
Other kinds	Owts. 18,562	26,256	25,856	14,054	18,544	6,51,311	7,84,853	6,37,816	2,50,036	1,79,800
Total Lac	Owts. 21,644	36,016	34,397	28,335	38,318	10,61,326	17,20,831	15,38,574	9,77,237	10,31,785
LEATHERS—										
Hides, tanned or dressed—										
Cow hides	Tons ..	6	} ..	} 18,574	} ..	} ..	} ..
—No. ..	—2,200					
Sheep skins	Tons	1	} ..	} ..	} 6,000	} ..	} ..
—No.	—6,000					
Other skins	Tons	4	} ..	} ..	} 1,680	} 3,400	} 19,384
—No.	—800	—5,313	—3,800					
Total Hides and Skins, tanned or dressed	Tons ..	6	1	..	4	} ..	} 18,574	} 7,680	} 3,400	} 19,384
—No. ..	—2,200	—6,800	—5,313	—3,800						
MANURES—										
Bones for manurial purposes	Tons 1	..	48	..	2,309	100	..	6,020	..	2,52,335
Bonemeal	Owts. 559	149	1,335	1,427	620	62,445	16,285	1,68,195	1,91,216	42,120
Fish manures	Owts. 20	107	185	402	202	3,380	12,559	24,559	55,944	32,980
Other kinds	Owts. 1	27	100	..	100	128	3,910	7,330	90	2,100
METALS AND ORES—										
Brass, Bronze and similar alloys and manufacture thereof unwrought	Owts.	820	3	21,000	200
Chromite (chrome iron ore)	Tons 12,129	1,611	180	267	200	3,64,120	55,794	6,346	9,850	6,500
Ferro-manganese	Owts. 1,000	1,500	2,000	13,000	9,000	12,000
Iron or steel—										
Pig	Owts. 1,658	1,756	4,354	13,626	3,302	74,762	87,826	1,96,281	4,37,544	1,15,535
Lead	Owts. 232,816	172,722	211,479	29,844	33,623	36,88,935	24,01,834	23,26,145	4,39,300	4,68,411
Tin	Owts. 2,008	2,174	1,700	7,572	10,836	5,117	3,181	3,505	3,787	14,610
Ferrous manganese ore	Tons 100	19,300	5,600	3,000	1,200	3,000	85,800	33,000	19,500	7,200
Manganese ore	Owts. 182,397	167,885	177,584	78,495	35,400	51,62,980	47,22,017	48,23,671	23,97,918	10,65,100
Wolfram ore	Owts. 170	80	125	122	352	1,07,467	48,351	1,78,000	1,00,895	2,24,573
Zinc or spelter	Owts. 1,440,140	1,504,970	1,250,950	1,195,000	1,125,300	72,01,400	75,36,234	62,54,750	54,25,000	28,15,250
Metals, unenumerated	Owts. 24,238	300,945	11,935	2,023	205	48,542	57,403	51,937	10,923	3,754
Ores unenumerated	Owts. 30	146	1,664	3,124	507	2,800	16,295	54,748	1,12,850	13,211
Total Metals and ores	Owts. 234,946	263,976	266,369	160,399	99,765	1,66,72,113	1,50,23,778	1,39,40,983	89,83,567	47,34,349
MICA	Owts. 662	933	2,341	1,215	1,038	60,490	86,758	1,03,220	89,055	82,496

No. 13—continued
BELGIUM—continued
EXPORTS THERE TO—continued

INDIAN MERCHANDISE—concluded

ARTICLES	QUANTITY					VALUE				
	1927-28	1928-29	1929-30	1930-31	1931-32	1927-28	1928-29	1929-30	1930-31	1931-32
	R	R	R	R	R	R	R	R	R	R
OILS—										
Essential— Lemongrass oil . . . Gals.	1,180	1,408	1,636	534	36	10,922	23,036	21,674	7,300	360
Vegetable, non-essential— Castor . . . "	12,173	..	5,610	16,475	23,078	24,750	..	13,240	47,025	33,752
Other kinds . . . "	549	1,008	1,025	4,571	20,208	1,034	2,080	2,120	6,222	29,060
Total Oils . . . "	13,902	2,416	8,271	24,580	43,320	45,706	26,016	37,034	61,447	63,172
OILCAKES . . . Tons	11,810	27,309	17,732	12,074	17,169	14,66,066	36,84,764	23,66,172	10,43,020	12,26,301
PARAFFIN WAX . . . "	5,890	5,790	4,136	3,781	2,517	27,20,449	25,81,250	20,54,255	17,44,120	10,91,600
SEEDS—										
Oil-seeds—										
Castor . . . "	7,696	7,662	3,549	5,145	4,069	15,93,077	15,94,856	7,44,719	8,30,532	6,14,318
Groundnuts . . . "	14,948	9,471	8,108	2,229	4,457	33,51,112	22,78,326	13,45,315	3,86,799	6,89,479
Linseed . . . "	5,900	1,595	12,835	13,223	760	12,04,076	3,24,022	33,40,185	28,68,220	90,594
Moha . . . "	3,030	4,145	300	1,130	..	5,49,079	6,40,666	46,625	1,19,795	..
Mustard . . . "	299	874	234	369	521	89,237	1,98,837	68,161	91,203	97,107
Niger . . . "	100	185	394	347	154	20,720	39,683	69,526	53,094	21,743
Poppy . . . "	15	5,175
Rape . . . "	1,750	1,900	2,701	1,375	1,250	3,96,000	4,11,494	5,63,522	3,00,295	1,05,220
Sesamum (til or flint) "	175	349	400	44,625	89,120	64,084
Others . . . "	75	111	456	174	403	11,125	15,034	31,180	20,983	38,892
Total oil-seeds . . . "	34,637	26,292	28,577	24,492	12,019	77,64,226	56,01,038	67,39,233	46,70,930	17,82,337
Other than oil-seeds . . . "	100	26,000
Total Seeds . . . "	34,637	26,292	28,577	24,492	12,019	77,90,226	56,01,038	67,39,233	46,70,930	17,82,337
SPICES—										
Cardamoms . . . Cwts.	13	..	10	5	..	3,290	..	3,500	1,120	..
Pepper . . . "	600	100	351	50	148	43,500	9,000	33,906	3,500	8,625
Other sorts . . . "	22	1	1	800	29	40
Total Spices . . . "	635	101	362	55	143	47,590	9,029	37,446	4,620	8,625
TEA—										
Black . . . Lbs.	1,110	5,490	2,740	2,098	2,120	1,115	5,425	3,917	1,998	2,115
Tea waste . . . "	..	39,442	180,610	32,472	4,998	19,276	4,158	..
TEXTILES—										
Cotton—										
Raw . . . Tons	41,016	61,877	60,862	33,836	21,545	4,17,91,643	6,18,24,087	5,63,09,748	2,68,67,770	1,18,53,642
Waste . . . Cwts.	29,096	33,602	40,038	35,391	33,491	5,37,791	7,05,217	9,31,640	4,96,207	3,58,194
Hemp (chiefly spun)—										
Raw . . . "	243,135	297,130	180,638	151,030	116,616	39,78,697	45,93,044	37,65,005	19,79,269	14,83,746
Jute—										
Raw . . . Tons	48,701	54,989	46,298	47,915	45,890	1,62,03,213	1,90,43,538	1,54,36,564	99,32,378	84,13,007
Twist and yarn . . . Lbs.	..	44,686	33,600	11,016	8,114
Manufactures—										
Gunny bags . . . No.	3,816,000	7,523,275	12,491,400	11,975,647	6,721,200	14,00,997	25,32,339	37,77,274	23,71,503	14,61,743
Gunny cloth . . . yds.	..	149,200	22,035
Other kinds . . . Cwts.	5	240	446	130	3,150	5,000
Total Jute Manufactures (including Twist and yarn) . . . Value	—	—	—	—	—	14,01,127	25,63,540	37,90,888	23,71,503	14,61,743
Wool, raw . . . Lbs.	756,770	1,908,954	795,643	976,313	496,327	6,20,001	16,65,233	7,36,729	6,22,166	2,32,338
.. manufactures . . . Value	1,300	16,390	1,160	1,640	6,273
TOBACCO, UNMANUFACTURED . Lbs.	62,064	203,335	111,164	1,022,182	113,313	21,164	21,027	20,520	1,45,212	23,125
WAX OF ALL KINDS OTHER THAN PARAFFIN WAX (ex- cluding CANDLES) . . . Cwts.	..	30	45	3,000	5,000
WOOD AND TIMBER—										
Timber other than Railway sleepers—										
Teak wood . . . Cubic Tons	60	210	592	315	252	17,013	53,207	1,61,214	75,927	59,923
ALL OTHER ARTICLES OF MERCHANDISE . . . Value	—	—	—	—	—	1,44,015	51,911	23,784	43,745	26,456
GRAND TOTAL . . .	—	—	—	—	—	10,62,18,223	13,40,01,336	12,15,72,442	7,53,11,727	4,45,52,059

No. 13—continued
BELGIUM—concluded
EXPORTS THEREFROM—concluded

ARTICLES	QUANTITY					VALUE				
	1927-28	1928-29	1929-30	1930-31	1931-32	1927-28	1928-29	1929-30	1930-31	1931-32
APPAREL (excluding HOSIERY AND BOOTS AND SHOES) Value	—	—	—	—	—	8,610	8,480	5,070	2,711	..
COAL AND COKE Tons	797	650	..	16,994	18,000	..
DYEING AND TANNING SUBSTANCES—Aniline Lbs.	81,816	26,024	558	17,010	9,442	1,85,552	55,952	840	25,215	12,072
FRUITS AND VEGETABLES Value	—	—	—	—	—	8,450	8,750	7,427	850	7,872
GUMS AND RESINS Cwts.	5,816	7,501	15,548	7,468	4,034	1,61,550	8,10,321	4,51,621	1,49,682	65,802
HARDWARE (excluding CUTLERY AND ELECTROPLATED WARE) Value	—	—	—	—	—	18,597	38,540	29,082	43,345	79,758
JEWELLERY (excluding IMITATION JEWELLERY AND PRECIOUS STONES AND PEARLS, UNSET ALSO PLATS OF GOLD AND SILVER) "	—	—	—	—	—	11,800
LEATHER MANUFACTURES "	—	—	—	—	—	..	1,000	..	2,989	10,648
MACHINERY AND MILL WORK "	—	—	—	—	—	1,435	2,686	10,903	7,665	9,112
METALS AND ORES Tons	80	418	1,235	467	2,608	6,692	23,395	50,890	18,902	49,417
PRECIOUS STONES AND PEARLS UNSET Value	—	—	—	—	—	45,425	60,407
RUBBER MANUFACTURE "	—	—	—	—	—	4,390
TEXTILES—Cotton—Raw Tons	9	11,500
Manufactures—Piece-goods Yards	—	3,842	864	13,598	1,000	500	12,892	..
Wool, manufactures Value	—	—	—	—	—	1,400	23,610	9,075	1,000	2,440
Vehicles (excluding locomotives, etc., for Railways) "	—	—	—	—	—	10,955	8,050	11,102	75	38,730
ALL OTHER ARTICLES OF MERCHANDISE "	—	—	—	—	—	10,938	10,360	14,441	70,658	44,589
GRAND TOTAL	—	—	—	—	—	4,63,933	4,88,144	5,91,360	3,93,854	3,84,712
GRAND TOTAL OF INDIAN AND FOREIGN MERCHANDISE	—	—	—	—	—	10,96,82,211	13,44,89,980	12,21,63,802	7,57,05,581	4,49,36,771

LUXEMBURG
IMPORTS THEREFROM

ARTICLES	QUANTITY					VALUE				
	1927-28	1928-29	1929-30	1930-31	1931-32	1927-28	1928-29	1929-30	1930-31	1931-32
METALS AND ORES—						R	R	R	R	R
Steel—										
Angle and tee Tons	1,768	1,960	1,576	1,090	1,637	1,49,988	1,87,606	1,52,048	1,62,844	1,41,576
Bars "	22,003	15,805	38,011	14,408	20,842	18,90,241	16,60,022	38,68,335	12,07,078	15,92,433
Other sorts "	10	31	964	2,704
Total Steel	23,776	17,796	39,587	16,338	22,479	20,50,193	18,50,332	40,20,383	13,69,922	17,34,009
Iron or Steel—										
Beams, channels, pillars, girders and bridge-work "	1,114	575	1,743	535	465	94,807	52,838	1,78,418	75,895	33,527
Hoops and strips "	438	647	1,971	2,886	1,937	45,587	71,835	2,38,156	3,45,777	2,02,678
Sheets and plates—										
Not galvanised or tinned "	871	290	368	281	147	1,30,818	80,921	40,264	26,017	12,621
Other manufactures of iron or steel "	32	340	236	1	..	4,460	55,809	29,909	311	..
Total Iron or Steel	2,450	1,852	4,318	4,003	2,599	2,75,667	2,10,953	4,56,747	4,48,000	2,48,821
Other metals	..	5	28	..	10	..	519	2,970	..	845
Total metals (excluding steel)	26,226	19,653	43,933	20,341	25,088	23,25,860	20,61,804	45,10,100	18,17,922	19,83,676
ALL OTHER ARTICLES OF MERCHANDISE Value	—	—	—	—	—	6,802	27,848	2,574	1,455	19,811
GRAND TOTAL	—	—	—	—	—	23,32,192	20,89,652	45,12,674	18,19,377	20,03,486

No. 13—*continued*LUXEMBURG—*continued*

EXPORTS THERE TO

INDIAN MERCHANDISE

ARTICLES	QUANTITY					VALUE				
	1927-28	1928-29	1929-30	1930-31	1931-32	1927-28	1928-29	1929-30	1930-31	1931-32
TOTAL VALUE . . .	—	—	—	—	—	..	670

FOREIGN MERCHANDISE
Nil.

CHANNEL ISLANDS

IMPORTS THEREFROM

ARTICLES	QUANTITY					VALUE				
	1927-28	1928-29	1929-30	1930-31	1931-32	1927-28	1928-29	1929-30	1930-31	1931-32
POSTAL ARTICLES NOT SPECIFIED . . . Value	—	—	—	—	—	7,79,465	536	7	..	119
ALL OTHER ARTICLES OF MERCHANDISE . . .	—	—	—	—	—	28
GRAND TOTAL . . .	—	—	—	—	—	7,79,465	536	30	..	119

EXPORTS THERE TO

INDIAN MERCHANDISE

ARTICLES	QUANTITY					VALUE				
	1927-28	1928-29	1929-30	1930-31	1931-32	1927-28	1928-29	1929-30	1930-31	1931-32
TOTAL VALUE . . .	—	—	—	—	—	845

FOREIGN MERCHANDISE
Nil.

ARTICLES	QUANTITY					VALUE				
	1927-28	1928-29	1929-30	1930-31	1931-32	1927-28	1928-29	1929-30	1930-31	1931-32
ANIMALS, LIVING— Horses. No.	..	5	7	1	9	..	7,000	10,117	500	10,500
APPAREL (excluding hosiery and boots and shoes)— Apparel (including dra- pery, uniforms, ac- countrements) Value	—	—	—	—	—	1,64,848	1,99,530	1,79,482	33,238	67,749
Gold and silver thread	—	—	—	—	—	21,57,871	24,86,074	28,78,052	16,73,023	4,01,706
Hats, caps, bonnets, etc.	—	—	—	—	—	32,958	69,404	87,063	27,300	2,081
Lametta Lbs.	230,305	363,451	302,449	316,986	218,710	4,18,796	5,90,420	4,33,827	4,15,453	2,09,723
Others Value	—	—	—	—	—	5,362	1,275	41	1,363	308
Total Apparel, etc.	—	—	—	—	—	27,79,980	33,26,708	35,78,205	22,00,379	7,41,567
ARMS AMMUNITION AND MILITARY STORES— Cartridge cases No.	6,806	60,912	1,651	5,539	3,450	2,035	12,001	197	542	1,575
Explosives— Blasting fuse { Lbs.	124,056	175,214	76,980	39,945	49,453	62,561	80,552	46,349	28,093	32,909
—No. of coils	—388,000	497,012	290,606	162,815	—224,100	—	—	—	—	—
Firearms and parts thereof— Firearms No.	168	236	192	222	252	21,572	1,47,042	22,115	23,251	22,953
Parts of firearms Value	—	—	—	—	—	—	639	37	50	50
Total Firearms, etc.	—	—	—	—	—	21,572	1,47,681	22,152	23,301	22,403
Other sorts	—	—	—	—	—	12,073	5,15,743	8,303	7,705	4,163
Total of Arms, etc.	—	—	—	—	—	33,645	7,56,984	77,001	53,241	61,056
ART, WORKS OF (other than PICTURES)	—	—	—	—	—	21,754	13,877	20,994	31,115	56,396
ASBESTOS MANUFACTURES	—	—	—	—	—	5,052	1,462	10,594	17,142	5,374
BOBBINS	—	—	—	—	—	795	1,449	12,797	65,817	55,973
BOOKS, PRINTED, AND PRINTED MATTER (not being STATIONERY) (in- cluding MAPS AND CHARTS Cwts.)	449	341	546	441	382	35,556	30,269	46,415	33,835	45,273
BOOTS AND SHOES— All leather Pairs	7,371	5,633	4,826	1,409	540	74,321	55,692	43,337	9,225	3,290
Rubber soled— With canvas uppers (b)	—	11,330	18,152	263	..	—	13,519	19,204	331	..
Of other materials	23,668	14,606	3,702	830	993	47,938	27,176	13,260	5,538	3,892
Total Boots and Shoes	31,039	31,569	26,740	2,507	1,533	1,22,309	96,387	66,801	15,144	17,092
BRUSHES AND BROOMS Doms.	3,505	2,435	2,365	1,757	1,333	10,136	7,090	7,832	6,305	2,730
BUILDING AND ENGINEER- ING MATERIALS other than OF IRON, STEEL OR WOOD— Cement Tons	30	75	321	75	31	2,572	5,779	21,412	5,101	5,342
Tiles No.	2,930,977	3,155,335	1,869,896	1,832,901	991,195	1,76,273	1,39,320	1,16,303	1,17,543	78,239
Other kinds Value	—	—	—	—	—	..	5,040	14,997	6,632	2,747
Total Building and Engineering materials, etc.	—	—	—	—	—	1,78,845	2,00,139	1,52,712	1,29,221	86,328
BUTTONS OF ALL SORTS	—	—	—	—	—	39,093	45,159	39,232	30,090	35,334
CHEMICALS AND CHEMICAL PREPARATIONS (excluding CHEMICAL MANURES AND MEDICINES)— Acids Cwts.	40	145	399	1,405	952	3,316	13,619	36,241	33,823	66,313
Aluminous sulphates	5,357	7,633	10,023	3,400	3,433	29,140	37,321	54,433	16,431	14,430
Bleaching materials— Bleaching powder (cal- cium hypochlorate, chloride of lime)	4,443	2,349	469	2,299	4,633	34,496	19,216	3,213	12,060	25,034
Carbide of Calcium	3,032	530	242	150	320	40,327	7,310	3,334	2,415	4,440
Potassium compounds	2,423	5,332	1,714	1,204	3,199	43,527	1,06,523	30,593	25,592	79,509
Soda compounds	1,727	1,341	2,335	4,122	4,150	21,090	14,047	22,575	34,906	40,720
Zinc compounds	723	204	30	10,259	2,639	1,132
Other sorts of chemicals Value	—	—	—	—	—	1,13,500	1,55,362	2,29,373	1,34,750	1,65,726
Total Chemicals and Chemical preparations, etc.	—	—	—	—	—	2,96,155	3,57,592	3,80,322	3,09,977	3,93,169

(b) Separately recorded from 1927-29.

No. 13—continued
FRANCE—continued
IMPORTS THEREFROM—continued

ARTICLES	QUANTITY					VALUE				
	1927-28	1928-29	1929-30	1930-31	1931-32	1927-28	1928-29	1929-30	1930-31	1931-32
						R	R	R	R	R
CLOCKS AND WATCHES AND PARTS THEREOF—										
Clocks and timepieces . No.	14,572	33,049	21,327	15,112	9,899	45,733	1,02,336	86,800	69,582	39,306
Watches	26,439	18,938	11,868	2,010	35,448	65,117	38,749	14,833	8,003	76,004
Parts of clocks and watches Value	—	—	—	—	—	8,567	2,325	4,661	6,497	5,260
Total Clocks and Watches and parts thereof	—	—	—	—	—	1,19,417	1,43,460	1,05,893	84,142	1,20,570
CORK MANUFACTURES . Cwts.	143	162	228	215	58	17,934	12,824	21,576	37,177	6,333
CUTLERY Value	—	—	—	—	—	21,143	38,989	46,629	37,727	14,214
DRUGS AND MEDICINES (excluding CHEMICALS AND NARCOTICS)—										
Camphor Lbs.	1,010	..	29,309	..	2,500	1,550	..	36,337	..	3,752
Proprietary and patent medicines Value	—	—	—	—	—	1,78,126	3,63,163	5,03,403	4,36,611	4,68,893
Quinine salts Lbs.	106	448	1,070	472	358	2,023	7,824	24,550	10,408	9,763
Saccharine	4,892	6,544	2,350	2,400	3,400	13,918	25,915	9,494	10,030	14,500
Storax, including liquid storax (rose melissae)	1,02,330	163,879	113,759	100,768	95,649	27,313	50,460	34,677	29,374	28,207
Other sorts of drugs and medicines Value	—	—	—	—	—	4,47,550	5,31,734	7,09,959	6,14,506	3,42,399
Total Drugs and Medicines, etc.	—	—	—	—	—	6,70,480	9,79,096	13,18,390	11,21,017	8,67,604
DYEING AND TANNING SUBSTANCES—										
Cochineal Cwts.	2,309	1,601	1,370	749	275	4,79,398	4,59,045	4,36,438	1,33,323	35,759
Dyes obtained from coal tar— Alizarine Lbs.	8,373	560	5,849	281
Aniline	158,247	121,125	88,062	65,870	96,242	2,66,638	3,42,977	39,220	2,24,208	2,56,370
Indigo Synthetic (a)	—	—	—	—	85,344	—	—	—	—	1,18,671
Other sorts	1,120	2,464	10,332	15,219	100	1,306	3,015	15,521	19,575	1,211
Total Dyes obtained from coal tar	167,740	124,149	48,394	81,089	181,686	2,73,843	3,46,273	1,04,741	2,43,783	3,75,252
Indigo synthetic ^a Cwts.	162	—	20,249	—
Saffron	25,430	29,221	3,253	..	100	3,35,091	5,85,900	59,430	..	783
Other sorts (including lac-dye) Value	—	—	—	—	—	2,619	5,903	11,555	..	1,409
Total Dyeing and Tanning substances	—	—	—	—	—	10,90,951	13,98,021	6,11,164	4,08,358	4,13,153
EARTHENWARE AND PORCELAIN—										
Earthenware	—	—	—	—	—	82,077	97,122	39,822	14,205	74,631
Porcelain	—	—	—	—	—	30,154	36,264	18,177	5,313	15,433
ELECTROPLATEDWARE	—	—	—	—	—	2,356	4,145	12,134	1,642	2,654
FIREWORKS Lbs.	12,111	60,423	47,395	22,194	2,744	12,779	66,586	46,395	31,338	4,755
FRUITS AND VEGETABLES—										
Fresh fruits and vegetables Value	—	—	—	—	—	2,636	3,508	4,938	22,526	14,230
Fruits and vegetables: dried, salted, or preserved not being canned or bottled— Almonds Tons	1,542	1,174	317	193	468	12,54,194	9,59,942	2,50,632	1,17,237	2,45,426
Dates	7	6	11	1,070	1,120	2,000	142	..
Other sorts Value	—	—	—	—	—	3,453	6,322	16,229	9,299	3,508
Total Fruits and Vegetables	—	—	—	—	—	12,61,353	9,70,892	2,73,849	1,49,204	2,63,164
FURNITURE AND CABINETWARE—										
Furniture of wood (other than bedsteads)	—	—	—	—	—	33,212	20,566	1,61,835	37,541	21,440
Furniture of other materials (other than bedsteads)	—	—	—	—	—	36,996	19,952	28,194	75,074	64,968
Other sorts	—	—	—	—	—	3,232	625	2,447	1,025	4,321
Total Furniture and Cabinetware	—	—	—	—	—	73,440	41,143	1,92,476	1,13,640	90,729
GELATINE Cwts.	37	33	96	34	131	4,202	4,631	10,518	7,497	11,361
GLASS AND GLASSWARE—										
Beads and false pearls	118	107	625	46	33	54,000	1,36,371	77,337	63,353	23,622
Sheet and plate Sq. ft.	42,360	103,594	187,790	142,093	92,816	36,427	37,250	61,106	32,672	25,832
Other Glassware Value	—	—	—	—	—	1,07,036	1,61,536	1,38,736	58,501	49,955
Total Glass and Glassware	—	—	—	—	—	1,97,463	3,35,207	2,77,278	1,54,526	90,459

* Transferred to dyes obtained from coal tar from 1931-32.
(a) Shown under this head from 1931-32.

No. 13—continued

FRANCE—continued

IMPORTS THEREFROM—continued

ARTICLES	QUANTITY					VALUE				
	1927-28	1928-29	1929-30	1930-31	1931-32	1927-28	1928-29	1929-30	1930-31	1931-32
GUMS AND RESINS Cwts.	0	37	661	94	49	1,462	550	11,826	3,898	1,738
HARDWARE, <i>excluding</i> CUTLERY AND ELE- CTROPLATED WARE— Domestic hardware, <i>other than enamelled</i> ironware Value	—	—	—	—	—	5,489	9,592	15,442	11,208	22,105
Implements and tools, <i>other than agricul-</i> <i>tural implements</i> and machine tools "	—	—	—	—	—	1,04,804	1,80,789	2,03,691	86,868	74,286
Lamps, metal No.	1,808	1,968	4,787	1,242	647	11,284	11,232	12,775	6,846	9,506
Sales and strong boxes of metal "	153	33	10	27	4	4,505	1,236	5,482	2,237	2,237
Other sorts Value	—	—	—	—	—	1,95,587	2,82,458	2,78,271	1,22,038	1,41,696
Total Hardware, <i>ex-</i> <i>cluding cutlery, etc.</i> "	—	—	—	—	—	4,11,569	4,85,307	5,15,661	2,28,657	2,49,830
INSTRUMENTS, APPARA- TUS, AND APPLIANCES, AND PARTS THEREOF— Electrical (<i>including</i> tele- graph and telephone apparatus not being machinery)— Electric fans and parts thereof "	—	—	—	—	—	—	7,479	11,207	600	—
Electric wires and cables "	—	—	—	—	—	5,749	11,781	16,766	45,462	27,808
Electric lamps and parts thereof— Electric glow lamps(a) No.	10,808	680	—	—	—	4,807	580	—	—	—
Standard lighting lamps "	—	—	14,376	68,861	—	—	—	8,662	40,416	—
Gas filled electric bulbs "	—	—	—	—	2,094	—	—	—	—	1,682
Vacuum electric bulbs (b), "	—	—	—	—	3,425	—	—	—	—	2,373
Electric lamps, other sorts "	171	1,414	2,081	484	2,890	3,542	18,374	8,129	4,481	5,798
Accumulators (<i>including</i> parts) "	—	—	—	—	—	1,638	3,281	—	67,297	69,882
Electric lighting neces- saries and fittings (<i>including</i> switches) Value	—	—	—	—	—	7,074	11,834	12,669	47,259	35,695
Electro-medical appa- ratus (<i>including</i> X- ray apparatus) "	—	—	—	—	—	8,438	2,629	20,247	20,705	14,800
Electrical goods and apparatus not enu- merated "	—	—	—	—	—	42,654	22,522	84,147	86,854	85,765
Total of Electrical Instruments, etc. "	—	—	—	—	—	78,897	84,480	1,70,917	3,18,114	2,43,298
Musical "	—	—	—	—	—	64,182	32,232	1,07,116	55,857	54,641
Optical "	—	—	—	—	—	56,481	77,049	98,876	58,528	61,803
Photographic "	—	—	—	—	—	1,38,284	2,85,759	4,04,571	2,34,935	1,55,674
Scientific and philo- sophical "	—	—	—	—	—	17,257	18,376	19,692	26,639	24,017
Surgical "	—	—	—	—	—	29,718	10,852	15,775	18,403	4,080
Wireless apparatus "	—	—	—	—	—	21,184	2,02,804	6,226	2,786	5,016
Other kinds "	—	—	—	—	—	1,66,721	25,289	18,836	19,345	16,928
Total Instruments, Appara- tus, and Appliances, and parts thereof "	—	—	—	—	—	5,67,719	7,87,741	8,42,009	7,29,007	5,65,406
JEWELLERY (<i>excluding</i> IMITATION JEWELLERY AND PRECIOUS STONES AND PEARLS, UNSET) ALSO PLATE OF GOLD AND SILVER— Jewellery "	—	—	—	—	—	7,599	46,601	1,78,327	48,620	5,311
Plate of gold and silver "	—	—	—	—	—	23,898	46,035	16,218	4,028	70,189
LEATHER— Hides, tanned or dressed { Tons =No. } Skins, tanned or dressed { Tons =No. }	—	—	—	1	—	—	—	—	10,989	—
Manufactures (<i>exclud-</i> <i>ing boots and shoes</i> <i>and belting for ma-</i> <i>chinery</i>)— Packing bands and straps Other sorts Value	465	1,285	700	1,587	3,211	689	4,845	1,168	4,858	10,881
Total Leather "	27	343	348	822	625	4,687	81,394	80,971	1,25,796	1,18,059
Liquors (<i>including</i> DEVA- TURED AND PERFUMED SPIRITS— Spirit— Brandy Gals.	357,956	881,238	392,334	318,938	144,214	41,00,999	41,96,321	42,59,559	36,16,161	17,61,754
Liqueurs "	9,032	10,386	11,332	7,758	4,080	1,37,602	1,53,146	1,64,000	1,08,095	63,545
Whisky "	481	721	237	308	2	6,271	7,887	8,289	4,742	60
Spirit, present in drugs, medicines, or chemi- cals "	—	—	—	—	—	—	—	—	—	—
Spirits, perfumed "	14,691	15,065	15,231	8,375	6,639	5,51,904	3,55,069	3,65,857	2,07,145	1,768
Other sorts of spirit "	4,537	5,302	4,425	8,028	1,461	4,41,195	4,48,883	4,23,652	2,75,715	1,64,263
Other sorts of spirit Value	1,746	2,859	2,669	865	480	22,726	45,675	46,201	13,811	1,85,398
Total Spirit "	398,449	415,571	426,228	389,267	156,835	50,70,650	52,07,181	52,61,648	42,25,660	21,76,788

(a) Subdivided and shown under the following heads from 1929-30.

No. 13—continued

FRANCE—continued

IMPORTS THEREFROM—continued

ARTICLES	QUANTITY					VALUE				
	1927-28	1928-29	1929-30	1930-31	1931-32	1927-28	1928-29	1929-30	1930-31	1931-32
LIQUORS including DENATURED AND PERFUMED SPIRITS—contd.										
Wines—										
Champagne, and other sparkling wines . Gals.	18,070	19,893	17,334	12,305	6,746	5,32,033	5,84,534	5,23,584	3,04,267	2,11,496
Port	728	894	476	691	240	9,858	10,237	6,961	9,366	2,345
Still red wines, other than port	16,519	12,049	13,549	8,624	7,157	1,19,821	92,144	1,06,578	65,142	44,556
Still white wines, other than Sherry, Madeira, and Marsala	10,149	8,382	8,386	7,339	3,878	83,402	67,158	79,406	62,839	32,899
Other sorts	72,081	63,380	75,419	66,918	42,861	4,22,085	3,30,483	4,13,015	3,06,494	2,51,933
Total Wines	117,497	109,598	115,164	95,877	60,882	11,87,179	11,48,626	11,34,544	8,68,108	5,43,229
Other sorts of liquors	650	676	873	50	468	2,337	3,907	5,252	200	2,804
Total Liquors	506,590	525,815	542,270	435,194	218,185	62,60,166	63,54,714	63,99,444	50,94,067	27,22,011
MACHINERY AND MILLWORK—										
Prime-movers (other than electrical)—										
Other than locomotives—										
Oil engines . No.	6	37	73	30	19	2,665	31,629	45,097	16,123	23,451
Parts of oil engines . Value	—	—	—	—	—	501	3,194	6,854	16,070	3,529
Parts of steam engines	—	—	—	—	—	10,932	13,404	1,085	15,449	—
Electrical machinery of all kinds not including instruments, apparatus, appliances and parts thereof—										
Generators, alternators and dynamos	—	—	—	—	—	10,638	3,406	5,972	5,570	1,113
Motors	—	—	—	—	—	23,226	13,210	7,150	10,542	6,789
Others	—	—	—	—	—	27,530	17,323	1,01,993	39,757	8,860
Total electrical machinery	—	—	—	—	—	60,594	38,942	1,18,115	55,869	16,702
Machinery, not being prime-movers or electrical machinery—										
Boilers	—	—	—	—	—	17,440	15,609	22,140	16,634	49,307
Metal working machinery (including machine tools)	—	—	—	—	—	13,145	24,612	17,880	10,025	1,171
Oil crushing and refining machinery	—	—	—	—	—	24,763	23,313	44,047	5,418	12,527
Rice and flour mill machinery	—	—	—	—	—	7,363	1,002	14,408	10,754	7,988
Sawmill and wood working machinery	—	—	—	—	—	6,487	3,841	25,140	13,620	4,793
Sewing and knitting machines . No.	19	1	74	28	13	29,425	455	25,925	2,105	11,816
Parts of sewing and knitting machines . Value	—	—	—	—	—	10,653	392	2,692	1,165	4,811
Sugar machinery	—	—	—	—	—	45,245	61,037	30,421	2,30,323	2,22,297
Cotton Weaving machinery, Shuttles (excluding those for sewing machines)	—	—	—	—	—	3,482	1,188	9,064	13,561	63,146
Other sorts of machinery	—	—	—	—	—	1,032	3,650	12,519	20,533	18,977
Total Machinery and Millwork	—	—	—	—	—	1,84,094	2,45,937	1,19,493	1,07,832	1,50,161
Fertilizers—										
Muriate of Potash . Tons	—	—	—	—	185	—	—	—	—	23,438
Nitrate of Soda	3	5	10	—	13	530	853	1,645	—	2,402
Phosphatic others	—	—	17	23	—	—	—	8,813	11,903	—
MINERALS AND ORES—										
Aluminium—										
Unwrought (ingots, blocks, bars, etc.) . Cwts.	—	27	—	—	—	—	1,866	—	—	—
Wrought—										
Circles	5,132	11,606	15,273	8,610	8,406	4,31,767	9,00,643	12,06,081	6,79,257	5,91,662
Sheets	255	127	7	23	161	13,470	9,173	473	1,300	9,346
Other manufactures	120	85	69	346	185	12,027	7,586	10,921	21,593	13,200
Total Aluminium	5,507	11,845	15,349	8,979	8,752	4,62,264	9,78,783	12,17,475	7,02,090	6,14,208
Brass, Bronze, and similar alloys and manufactures thereof—										
Wrought—										
Mixed or Yellow metal for sheathing	7,224	4,350	328	626	1,099	3,42,188	2,20,309	17,158	29,574	37,073
Rods	1,534	569	1,705	903	109	58,438	23,063	75,809	38,374	3,450
Sheets	160	352	97	442	—	955	20,100	6,154	22,259	—
Tubes	50	100	215	34	—	2,988	6,355	14,876	1,945	—
Wire	5,488	4,501	3,358	2,542	1,667	2,80,721	2,31,611	1,82,906	1,24,649	61,453
Other sorts	454	956	313	406	337	33,773	49,332	20,674	29,450	16,104
Total Brass, Bronze, etc.	15,910	10,823	6,016	4,053	3,212	7,19,033	5,51,370	3,26,637	2,45,257	1,18,080
Copper—										
Wrought—										
Brassiers	403	—	—	—	—	13,325	—	—	—	—
Rods	1,517	2,199	1,193	1,054	18	77,132	1,16,663	71,572	51,504	1,014
Sheets	34,578	36,609	25,448	35,564	28,890	16,65,033	18,71,568	15,27,493	16,77,047	12,27,073
Tubes	671	505	893	1,439	304	39,606	38,239	70,832	87,231	15,370
Wire, excluding wire or telegraph and telephone	921	1,104	1,685	1,538	703	62,307	64,959	1,18,144	89,761	30,229
Other manufactures	255	317	173	629	1,370	15,420	17,606	14,541	49,986	54,955
Total Copper (excluding ore)	38,345	40,734	29,397	40,224	31,235	18,79,823	21,09,025	18,62,582	19,56,260	13,28,641

No. 13—continued
FRANCE—continued
IMPORTS THEREFROM—continued

ARTICLES	QUANTITY					VALUE				
	1927-28	1928-29	1929-30	1930-31	1931-32	1927-28	1928-29	1929-30	1930-31	1931-32
						R	R	R	R	R
METALS AND ORES—continued										
Iron—										
Iron . . . Tons	51	101	..	8	16	5,390	9,478	..	1,775	1,436
Steel—										
Angle and tee . . . "	10,895	8,648	5,419	1,800	2,193	9,51,478	8,77,442	5,57,513	1,53,788	1,74,812
Bars . . . "	8,797	12,332	6,034	5,158	5,029	7,72,609	12,62,884	6,43,364	4,55,860	3,88,029
Spring . . . "	60	80	7,271	9,780
Cast—										
Tool steel—										
High speed . . . "	8	11	4	12	2	68,907	54,433	19,121	49,543	13,575
Carbon . . . "	2	17	4	10	..	681	13,938	3,915
Cast steel bars . . . "	3	4	..	7	..	17,106	21,865	..	5,987	776
Other kinds . . . "	..	1	21	..	172	1,800	3,528	2,653	..	13,192
Total Steel . . . "	19,768	21,065	11,480	6,994	7,400	18,19,391	22,29,932	12,23,437	6,79,161	5,94,290
Iron or steel—										
Beams, Channels, pillars, girders and bridge-work . . . "	16,250	20,558	14,110	17,531	5,938	13,99,482	18,67,566	13,37,071	14,09,550	4,56,743
Bolts and nuts . . . "	182	390	195	61	35	41,548	1,01,522	56,767	19,051	13,065
Fencing materials (including fencing wire) . . . "	288	932	559	17	6	55,526	1,79,348	1,11,781	6,610	1,229
Hoops and strips . . . "	2,169	1,924	635	1,551	1,831	2,48,544	2,13,750	78,493	1,74,168	1,82,187
Nails, rivets and washers (excluding wire nails) . . . "	259	214	114	23	105	76,980	63,371	34,936	8,147	26,388
Pipes and fittings, cast . . . "	1,410	746	489	244	21	1,92,381	1,12,557	76,842	28,417	2,356
Screws . . . "	65	49	43	10	..	21,322	10,461	20,418	5,156	..
Sheets and plates—										
Not galvanised or tinned . . . "	2,337	572	180	520	554	2,58,305	63,458	20,988	52,313	48,597
Tubes, pipes and fittings wrought . . . "	1,846	3,800	2,732	2,078	278	4,11,014	7,64,614	6,55,483	5,53,338	80,963
Wire nails . . . "	184	279	..	4	..	34,094	48,658	327	654	..
Wire other than fencing wire . . . "	70	74	141	6	..	9,775	11,937	23,160	1,053	10
Other manufactures of iron or steel . . . "	3,094	3,084	4,150	56	238	2,87,072	2,77,421	3,84,783	16,884	19,768
Total Iron or Steel . . . "	23,160	32,622	23,353	22,106	9,001	30,46,043	37,23,653	27,95,551	22,75,341	8,31,306
Lead—										
Unwrought—										
Ore . . . "	339	194	218	237	259	1,56,975	73,468	88,072	88,432	88,975
Pig . . . Cwts.	324	100	432	99	..	6,886	2,000	5,500	1,973	..
Wrought . . . "	1,135	1,724	1,612	1,631	1,607	32,126	40,327	41,536	41,439	27,608
Total Lead (excluding ore) . . . "	1,459	1,824	2,044	1,739	1,607	39,912	42,327	47,038	48,412	27,608
Quicksilver . . . Lbs.	1,875	7,200
Others . . . Cwts.	120	428	..	211	..	4,668	24,391	..	7,712	17,912
Total Metals (excluding ores) . . . Tons	50,999	57,091	37,474	31,913	18,690	79,75,654	96,68,994	74,14,507	59,11,087	35,33,571
Total Ores . . . "	340	194	218	237	259	1,57,027	73,492	88,072	88,432	88,975
Total Metals and Ores . . . "	51,339	57,290	37,692	32,150	18,949	81,32,681	97,42,456	75,02,579	59,99,519	36,22,546
Miscellaneous . . . Cwts.	304	518	483	1	..	36,262	47,930	14,455	640	..
Oils—										
Essential . . . Gals.	3,014	2,860	4,115	3,070	4,003	1,62,184	1,48,080	1,90,501	1,28,317	1,38,213
Vegetable, non-essential . . . "	4,427	5,177	6,506	4,721	3,664	25,162	31,598	29,191	18,475	17,347
Other kinds . . . "	303	1,315	686	2,787	..	2,363	3,368	2,132	7,341	5,418
Total Oils (a) . . . "	7,744	9,352	11,307	10,578	..	1,89,709	1,83,046	2,21,014	1,49,133	1,60,978
OILCLOTH AND FLOOR CLOTH . . . Sq. Yds.	13,403	36,654	33,973	23,795	49,245	11,281	32,543	23,743	21,749	34,701
PAINTS AND PAINTERS' MATERIALS—										
Paints and Colours—										
Red Lead—										
Genuine dry . . . Cwts.	80	690	2,000	260	240	2,039	14,430	39,997	6,196	5,452
Other Paints and Colours . . . "	812	1,090	1,634	800	4,836	27,507	35,344	23,196	20,356	76,101
Total Paints and Colours . . . "	892	1,780	3,634	1,060	5,076	29,546	49,774	73,093	26,452	81,553
Painters' materials . . . Value	—	—	—	—	—	11,498	32,362	32,533	29,445	16,900
Total Paints and Painters' materials . . . "	—	—	—	—	—	41,044	82,136	1,05,626	55,897	98,453

(a) Quantity not recorded from 1931-32.

No. 13—continued
FRANCE—continued
IMPORTS THEREFROM—continued

ARTICLES	QUANTITY					VALUE				
	1927-28	1928-29	1929-30	1930-31	1931-32	1927-28	1928-29	1929-30	1930-31	1931-32
						R	R	R	R	R
PAPER AND PASTEBORD—										
Paper—										
Printing Paper Cwts.	200	557	1,170	1,080	..	6,001	15,273	31,766	20,733	..
Writing paper and Envelopes "	84	398	697	219	83	6,855	13,578	22,049	7,060	4,251
Other kinds of paper "	1,764	5,102	4,499	1,214	995	1,65,810	3,57,026	3,81,786	81,379	71,962
Paper manufactures "	333	50	48	78	59	83,326	9,048	8,566	13,262	7,102
Pasteboard, millboard, etc. "	44	172	818	437	112	8,503	12,345	15,368	13,613	9,556
Total Paper and Pasteboard "	2,425	6,279	7,241	3,028	1,249	2,20,304	4,07,270	4,59,535	1,36,047	92,871
PARFUMERY, not being PERFUMED SPIRIT Value	—	—	—	—	—	23,219	31,316	20,588	11,155	19,594
Plants, living including Bulbs and Seeds for sowing "	—	—	—	—	—	7,700	7,484	12,710	11,183	9,882
PRECIOUS STONES AND PEARLS, UNSET—										
Diamonds "	—	—	—	—	—	35,116	55,228	37,210	32,376	51,209
Other precious stones "	—	—	—	—	—	30,080	53,193	1,66,368	3,392	1,18,490
PICTS, ENGRAVINGS AND PICTURES, PROVISIONS AND OILMAN'S STORES (including FISH AND FRUITS AND VEGETABLES, CANNED OR BOTTLED)—										
Biscuits and Cakes Cwts.	24	155	354	74	10	2,165	11,943	26,744	6,720	639
Canned and bottled provisions—										
Canned or bottled fruits "	203	207	243	203	223	29,980	26,432	27,983	23,241	10,202
Tinned or canned fish "	186	136	156	153	242	23,606	20,977	20,318	20,000	10,986
Others "	4,829	5,847	7,310	10,988	9,854	2,78,461	2,96,414	3,08,299	4,17,326	3,60,483
Cheese (including canned) "	136	239	90	55	20	10,123	32,171	10,276	5,342	2,459
Cocoa and chocolate "	121	299	61	364	207	10,036	32,076	3,983	26,275	13,983
Confectionery "	594	475	593	411	262	55,457	49,499	48,960	31,759	10,857
Milk, condensed and preserved, including milk cream "	1,252	4,363	5,236	4,298	2,171	75,771	2,94,113	2,79,583	2,17,496	92,974
Other sorts of provisions Value "	—	—	—	—	—	47,909	82,532	50,671	59,277	39,294
Total Provisions, and Oilman's stores "	—	—	—	—	—	5,43,405	8,46,157	7,71,817	8,07,436	5,62,877
RAILWAY PLANT AND ROLLING STOCK—(a)										
Sleepers and keys of steel or iron Tons	2	—	—	—	—	445	—	—	—	—
Others Value	—	—	—	—	—	486	—	—	—	—
Total of Railway plant and Rolling stock "	—	—	—	—	—	931	—	—	—	—
RUBBER—										
Manufactures—										
Pneumatic motor covers No.	62,871	48,101	33,582	19,803	22,683	22,78,787	17,61,379	11,42,426	6,46,409	7,54,320
" " tubes "	36,795	77,846	55,970	57,111	48,888	5,91,155	5,44,965	4,37,034	4,04,633	2,71,104
" " cycle covers "	1,574	4,072	3,301	2,981	1,546	19,887	25,484	16,076	19,120	10,100
Pneumatic motor cycle tubes "	1,869	6,671	4,352	4,463	1,132	6,434	13,504	6,158	6,332	2,894
Pneumatic cycle covers "	248,726	232,210	202,702	182,656	112,347	4,42,968	4,82,743	3,21,584	3,46,254	2,86,461
Solid rubber tubes for motor vehicles "	325,557	422,687	3,01,502	243,975	236,722	3,42,082	4,60,669	2,89,606	2,47,877	2,06,941
Solid rubber tyres for motor vehicles "	160	6,606
Other manufactures except apparel, boots and shoes Value	—	—	—	—	—	16,086	4,781	11,142	21,779	19,726
Total Rubber manufactures "	—	—	—	—	—	37,04,054	32,93,525	21,74,023	16,92,404	15,51,636
ALTS Tons	958	28,800	3	..	25	..
SEEDS—										
Oil seeds—										
Essential "	857	1,145	1,022	15	302	4,90,394	4,59,974	6,06,039	7,621	66,492
Other sorts "	46	113	19	30,608	57,452	582	831	6,701
Total Seeds "	903	1,258	1,022	15	321	4,31,000	5,17,426	6,06,621	8,452	73,193
SMOKERS' REQUISITES (excluding TOBACCO) Value	—	—	—	—	—	1,27,617	71,105	88,410	81,277	51,515
SOAP—										
Household and laundry soap in bars or tablets Cwts.	6,898	23,277	30,852	18,762	23,063	1,56,795	5,05,469	6,15,086	3,73,442	3,75,127
Toilet Soap "	1,372	1,302	1,585	1,115	617	90,916	1,32,987	1,01,764	68,177	30,476
Other sorts "	322	150	264	216	335	8,710	6,998	9,056	7,428	9,946
SPICES—										
Cloves "	..	2,081	325	1,938	192	..	1,33,866	32,889	1,23,819	14,675
STATIONERY (excluding PAPERS) Value	—	—	—	—	—	24,664	61,697	58,864	43,367	24,002
STONES AND MARBLE Tons	24	..	11	1	67	0,540	369	5,564	4,426	57,452

(a) Discontinued from 1928-29.

No. 13—continued

FRANCE—continued

IMPORTS THEREFROM—continued

ARTICLES	QUANTITY					VALUE				
	1927-28	1928-29	1929-30	1930-31	1931-32	1927-28	1928-29	1929-30	1930-31	1931-32
SUGAR—						R	R	R	R	R
Sugar 16 Dutch Standard and above . Tons	8	87	363	2,516	10,017	1,00,906
Beet sugar . . . "	..	750	11,543	1,27,433	20,30,117
TEXTILES—										
Cotton—										
Manufactures—										
Blankets . . . Lbs.	18,575	450	8,840	12,136	435	3,078
Canvas . . . Yards	450	230	10,612	1,921	300	566	491	20,655	4,633	719
Lace and patent net	313,045	567,257	514,069	301,369	288,891	1,54,520	2,80,267	2,38,506	1,73,572	1,19,165
Piece goods—										
White (bleached) . . "	65,897	240,049	205,863	77,187	453,200	38,207	1,26,856	89,937	86,631	1,18,623
Coloured, printed, or dyed—										
Printed goods . . . "	10,782	108,508	31,127	21,360	6,531	7,367	60,856	16,570	10,238	5,216
Dyed . . . "	17,088	121,180	18,574	17,737	140,830	14,463	70,782	22,760	19,022	48,466
Woven Coloured goods . . "	102,276	86,354	158,530	42,397	2,599	63,958	65,678	72,734	80,442	2,331
Thread, sewing . . Lbs.	2,923	11,939	6,494	6,110	14,708	12,849	48,505	36,865	17,025	63,704
Other sorts of manufactures . . Value	—	—	—	—	—	4,23,299	5,63,326	4,19,220	2,40,197	2,65,428
Total Cotton manufactures (including Twist and yarn) . . "	—	—	—	—	—	7,32,365	11,17,699	9,65,395	5,33,066	6,18,742
Haberdashery and Millinery—										
Lace and embroidery . . "	—	—	—	—	—	97,471	1,32,141	1,05,622	92,423	88,414
Other sorts . . . "	—	—	—	—	—	3,49,739	3,47,356	2,90,164	2,19,376	2,11,107
Silk—										
Raw . . . Lbs.	1,143	8,113
Manufactures—										
Silk yarn, noils, and warps . . . "	120,258	129,533	163,112	73,313	111,300	2,22,115	3,13,893	4,01,097	1,75,194	2,39,233
Goods of silk mixed with other materials . . Yards	311,280	276,533	69,017	20,360	53,703	5,78,391	4,07,286	1,51,607	67,307	1,04,602
Piecegoods . . . "	91,521	104,442	92,946	23,726	14,639	5,22,545	6,09,471	4,60,866	1,04,192	54,707
Thread for sewing . Lbs.	1,883	..	1	..	5	3,592	..	13	..	246
Other sorts . . . "	1,149	728	1,221	156	..	16,013	9,065	6,929	1,327	504
Total Silk manufactures (including silk yarn, etc.) Value	—	—	—	—	—	13,42,596	18,44,715	10,20,562	3,48,020	3,99,292
Wool—										
Manufactures—										
Yarn and knitting wool . Lbs.	115,170	39,905	—	—	—	2,91,936	1,09,343	—	—	—
Worsted yarn for weaving (a) . . "	—	—	37,542	63,323	45,174	—	—	80,732	1,10,351	68,442
Knitting wool (a) . . "	—	—	14,699	63,077	164,052	—	—	41,457	87,982	2,31,016
Blankets and rugs other than floor rugs . . "	35,895	296,765	114,340	41,380	67,476	31,634	1,71,423	76,898	27,332	35,469
Carpets and floor rugs . . "	37,051	9,843	6,530	5,454	7,451	36,689	22,171	15,875	13,450	30,818
Hosiery . . . "	5,250	12,025	26,267	9,233	2,321	33,767	70,542	1,39,913	50,746	14,624
Piece goods . . . Yards	4,417,311	4,439,224	3,962,441	2,000,367	2,036,216	60,60,016	61,53,293	60,09,063	21,01,137	16,10,046
Shawls . . . No.	39,937	61,359	87,097	23,075	4,015	1,38,158	2,20,355	3,09,072	59,981	8,106
Other sorts . . . Lbs.	844	227	3,063	2	..	2,059	1,237	8,321	13	88
Total Woollen manufactures (including Yarn, etc.) Value	—	—	—	—	—	65,94,606	67,49,369	66,81,881	27,50,992	19,96,629
Artificial silk—										
Artificial silk yarn . Lbs.	530,916	341,660	382,798	120,742	727,424	11,02,649	6,46,109	11,64,809	1,39,749	7,31,803
Piece goods of Cotton and artificial silk (b) . Yards	151,075	257,524	103,218	94,269	—	1,43,656	2,31,444	1,25,606	82,629	—
Piecegoods made entirely of artificial silk . . "	—	—	—	4,365	40,263	—	—	—	10,154	35,015
Piecegoods made of cotton and artificial silk (other sorts) . . Value	—	—	—	3,861	202,791	—	—	—	6,717	83,873
Total Artificial silk . . "	—	—	—	—	—	12,77,052	9,25,731	14,12,039	2,37,265	8,86,615
TOILET REQUISITES (NOT SPECIFIED ELSEWHERE)										
TOYS AND REQUISITES FOR GAMES AND SPORTS including FISHING TACKLES—										
Toys "	—	—	—	—	—	42,314	29,323	34,770	32,329	12,716
Other sorts "	—	—	—	—	—	15,276	10,237	10,815	9,522	6,252
Total Toys and Requisites for games and sports including fishing tackle . . . "	—	—	—	—	—	57,590	39,560	45,585	41,851	18,968
UMBRELLAS, AND UMBRELLA FITTINGS—										
Umbrellas, complete, including parasols and sunshades . . . No.	11,162	14,088	17,365	14,108	17,112	32,344	45,790	49,894	34,715	37,939
Umbrella fittings . . Value	—	—	—	—	—	23,029	19,823	46,209	31,632	40,076

* Shown under sub-heads from 1929-30.

(a) Separately recorded from 1929-30.

(b) Shown under sub-heads from September 1930.

No. 13—continued
FRANCE—continued
IMPORTS THEREFROM—concluded

ARTICLES	QUANTITY					VALUE				
	1927-28	1928-29	1929-30	1930-31	1931-32	1927-28	1928-29	1929-30	1930-31	1931-32
TRUCKS, excluding LOCOMOTIVES, ETC., FOR RAILWAYS—						R	R	R	R	R
Carriages and Carts not mechanically propelled and parts thereof (excluding railway carriages, trucks, etc.) Value	—	—	—	—	—	7,258	7,503	19,182	10,518	7,503
MOTORS (other than MOTOR CYCLES) AND PARTS THEREOF AND ACCESSORIES—										
Cycles imported entire or in sections No.	421	844	1,192	682	366	19,227	40,927	45,535	24,324	12,058
Parts of cycles and accessories Value	—	—	—	—	—	23,321	76,093	78,852	76,601	70,323
Total Cycles and parts thereof	—	—	—	—	—	42,548	1,17,020	1,19,387	1,00,925	82,381
Mechanically propelled vehicles (excluding railway locomotives and tractors)—										
Parts of aircraft	—	—	—	—	—	..	8,998	21,983	23	68,150
Motor cars (including Taxicabs) No.	538	277	364	241	161	13,78,494	8,09,251	9,72,834	6,80,684	5,00,829
Motor cycles (including scooters)	40	62	7	4	7	10,519	23,030	3,052	1,145	3,731
Motor omnibuses, motor vans and motor lorries	—	—	—	—	—	—	—	—	—	—
Imported with bodies	2	4	6,999	15,300
Chassis	25	14	48	13	11	69,467	38,585	1,03,987	44,271	28,866
Parts of mechanically propelled vehicles and accessories (excluding rubber tyres) Value	—	—	—	—	—	1,53,711	1,48,348	2,41,413	1,77,261	1,97,727
Total Mechanically propelled vehicles (excluding railway locomotives and tractors)	—	—	—	—	—	16,14,190	10,44,618	13,43,269	9,03,389	7,04,103
Ships, parts of (including Launches and Boats)	—	—	—	—	—	..	29,226	13	131	2,309
Total Vehicles, etc.	—	—	—	—	—	16,63,096	11,93,367	14,81,850	10,15,013	8,86,201
WAX OF ALL KINDS	85	11	3,842	1,068	..
STAL ARTICLES NOT SPECIFIED	—	—	—	—	—	13,06,234	13,88,540	15,42,989	12,25,556	10,81,821
AND OTHER ARTICLES OF MERCHANDISE	—	—	—	—	—	2,40,809	1,86,461	1,20,713	1,24,202	1,78,808
GRAND TOTAL	—	—	—	—	—	4,80,15,164	4,77,56,040	4,57,23,403	2,88,89,855	2,17,20,409

EXPORTS THERETO

INDIAN MERCHANDISE

ARTICLES	QUANTITY					VALUE				
	1927-28	1928-29	1929-30	1930-31	1931-32	1927-28	1928-29	1929-30	1930-31	1931-32
ANIMALS, LIVING, ETC. No.	554	..	1	25	..	R	R	R	R	R
APPAREL (including DRAPERY, UNIFORMS, AND ACCOUTREMENTS) BUT excluding HOSIERY AND BOOTS AND SHOES) Value	—	—	—	—	—	35,445	41,284	20,556	15,030	7,633
ART, WORKS OF	—	—	—	—	—	16,636	24,440	12,036	10,873	6,502
BOOKS, PRINTED AND PRINTED MATTER (NOT BEING STATIONERY) including MAPS AND CHARTS	20	8	1	14	22	7,300	2,650	125	8,140	3,726
BONES FOR MANUFACTURING PURPOSES	9,435	9,201	10,196	8,418	2,446	9,81,602	9,68,049	10,86,074	8,78,820	2,20,325
BRISTLES	..	41	9	..	22	..	7,360	730	..	1,050
BUILDING AND ENGINEERING MATERIALS	—	—	—	—	—	10,090	6,940	6,280	4,620	2,903
COFFEE	65,533	56,157	43,334	107,704	43,070	52,63,131	44,43,639	33,07,063	71,16,950	25,57,507
COIR, MANUFACTURED (excluding ROPE)	3,205	3,634	3,258	3,151	3,609	10,08,649	11,34,050	10,15,625	9,57,658	9,16,442
DRUGS AND MEDICINES (excluding CHEMICALS AND NARCOTICS)	—	—	—	—	—	1,48,524	2,04,524	1,69,329	1,81,215	1,18,375
DYEING AND TANNING SUBSTANCES—										
Cutch and gambier	3,091	3,879	3,212	4,019	3,796	71,941	79,659	66,031	68,483	36,856
Myrobalans	140,979	138,913	128,642	101,195	1,02,313	10,24,734	9,63,322	9,47,989	6,86,620	705,088
Myrobalan extracts	3,323	3,778	3,798	2,618	291	42,719	51,209	43,616	33,461	2,416
Turmeric	5,983	7,074	6,850	7,076	6,406	1,03,529	1,32,277	1,17,756	1,12,234	92,550
Other sorts (including lac dye)	1,950	40	1,674	1,175	3,235	13,395	540	25,517	18,633	43,995
Total Dyeing and Tanning substances	155,929	153,634	142,976	116,033	123,041	12,56,228	12,27,007	11,07,859	9,19,436	8,80,905

FRANCE—continued

EXPORTS THEREFROM—continued

INDIAN MERCHANDISE—continued

ARTICLES	QUANTITY					VALUE				
	1927-28	1928-29	1929-30	1930-31	1931-32	1927-28	1928-29	1929-30	1930-31	1931-32
FIBRE FOR BRUSHES AND BROOMS . . . Tons	212	201	236	195	192	78,327	74,043	89,509	76,909	66,327
FRUITS AND VEGETABLES Value	—	—	—	—	—	2,90,990	2,47,781	3,04,977	3,81,164	3,19,124
FURNITURE AND CABINETWARE ..	—	—	—	—	—	6,985	4,819	1,414	2,450	1,538
GRAIN, PULSE AND FLOUR—										
Barley Tons	1,045	49	1,24,575	5,928
Maize "	598	1,298	61,763	1,37,027
Pulse —										
Gram "	2,473	1,609	75	945	6,168	3,17,308	2,01,295	10,944	98,800	5,45,598
Lentils "	1,741	1,442	1,470	25	..	2,46,412	2,67,909	2,31,284	3,000	..
Other sorts . . . "	150	25	1	888	..	17,704	3,089	137	49,115	78
Total Pulse . . . "	4,364	3,076	1,546	1,358	6,168	5,81,424	4,72,298	2,42,365	1,50,915	5,45,676
Rice, not in the husk—										
Boiled rice . . . "	25	150	5,163	31,321
Cleaned rice . . . "	214	255	293	4,904	900	52,364	50,300	54,809	6,40,042	1,29,310
Broken cleaned rice . . "	1,000	3,200	750	77,450	2,50,556	36,130
Total Rice not in the husk ..	269	405	1,293	8,104	1,650	57,527	81,621	1,32,259	8,91,198	1,55,440
Wheat "	20,499	2,703	2	5,266	10	30,18,005	3,89,570	435	5,26,700	1,250
Other sorts "	5	11	6	1,021	3,205	946	69	56
Total Grain, Pulse, and Flour "	26,730	7,542	2,847	14,728	7,828	38,46,915	10,82,644	8,76,005	15,68,882	7,02,432
GUMS AND RESINS . . Cwts.	1,636	2,675	4,540	1,072	1,125	42,994	76,107	1,41,163	33,843	25,019
HIDES AND SKINS—RAW										
Hides, raw—										
Buffalo hide { Tons 85 128 42 14 11										
—No. —9,675 —10,204 —3,705 —1,636 —1,155						80,103	1,07,810	30,024	14,209	7,023
Cow hides { Tons 66 197 85 52 18										
—No. —15,675 —43,840 —14,177 —6,754 —4,152						94,111	2,48,183	80,835	19,719	9,098
Buffalo calf { Tons 2 2 5 1 ..										
—No. —1,000 —700 —2,350 —500 ..						1,719	1,250	4,344	800	..
Cow calf { Tons 1 2 2 3 9										
—No. —4,186 —1,872 —1,735 —5,850 —7,300						4,395	3,701	2,178	7,640	6,539
Total Hides, raw { Tons 154 329 184 55 38										
—No. —30,536 —56,616 —21,967 —14,740 —12,607						1,80,328	3,60,949	1,18,291	42,423	22,720
Skins, raw—										
Goat skin { Tons 712 889 867 567 399										
—No. —1,052,103 —1,549,740 —696,138 —798,414 —749,716						21,10,237	30,97,427	13,07,823	13,04,003	10,85,658
Sheep skins { Tons 74 163 237 197 68										
—No. —95,493 —237,345 —329,891 —276,311 —83,625						1,13,457	2,52,467	3,57,569	3,89,632	91,040
Other skins { Tons 137 235 136 83 198										
—No. —1,390,594 —1,484,149 —1,235,926 —465,677 —542,491						19,06,297	19,09,898	21,88,417	4,80,234	3,70,422
Total Hides and Skins, raw (excluding cuttings of hides and skins, raw) { Tons 1,077 1,662 924 902 702										
—No. —2,568,726 —3,327,850 —2,333,922 —1,555,142 —1,393,439						43,10,369	57,10,741	89,72,000	21,15,397	15,69,840
HORNS, TIPS AND PIECES OF HORN . . . Cwts.	1,236	1,439	3,450	1,726	2,459	30,560	29,080	49,258	28,523	13,840
JEWELLERY (excluding Imitation Jewellery and Precious Stones and Pearls Unset) Also Plate of Gold and Silver . . Value	—	—	—	—	—	..	3	..	12,54,850	..
Kapok Cwts.	1,326	1,731	3,232	1,201	2,058	73,432	75,481	1,33,654	41,100	63,727
LAO—										
Button "	827	1,205	1,561	1,511	880	1,34,399	1,69,834	1,85,739	1,17,541	49,512
Seed "	922	1,207	1,149	1,531	1,373	1,08,007	1,40,399	1,17,067	84,126	50,916
Shell "	3,271	9,691	11,703	11,195	9,895	11,50,694	12,17,813	12,88,547	6,66,076	4,22,357
Other kinds (excluding lac-dye) . . . "	10	4,364	440	1,132	625	800	3,48,010	18,719	28,711	9,085
Total Lao . . . "	10,030	16,467	14,358	15,419	12,778	13,99,900	13,76,061	16,10,062	3,91,464	5,81,870

No. 13—continued
FRANCE—continued

EXPORTS THERETO—continued

INDIAN MERCHANDISE—continued

ARTICLES	QUANTITY					VALUE				
	1927-28	1928-29	1929-30	1930-31	1931-32	1927-28	1928-29	1929-30	1930-31	1931-32
Lacquered ware of Indian manufacturer. Value	—	—	—	—	—	R 3,208	R 6,438	R 6,311	R 2,699	R 270
LEATHER—										
Hides, tanned or dressed	Tons	1	} ..	} 600	} 2,100	} 600	} ..
Skins, tanned or dressed	—No. ..	—385	—100	—300	..					
	Tons 1	2	1	1	17	R 33,676	R 80,395	R 3,560	R 10,670	R 1,46,527
MANURES—										
Bone meal	99	99	812	892	290	11,760	7,920	90,773	60,300	34,529
Other kinds	..	48	259	..	125	..	3,942	32,680	..	12,025
METALS AND ORES—										
Brass, Bronze, and similar alloys	Cwts. 63	37	45	18	123	17,134	6,135	9,626	3,302	9,341
Iron or steel	Tons	1,099	24,189	..
Chromite (chrome iron ore)	4,000	3,300	150	1,400	395	1,20,000	99,000	5,500	43,000	14,850
Ferro-manganese	1,500	100	1,200	45,000	6,600	7,200
Ferruginous manganese ore	4,000	3,460	19,210	2,000	2,000	24,000	43,800	1,15,200	16,000	16,000
Manganese ore	149,838	230,175	208,238	188,409	80,323	42,29,218	67,62,195	53,52,735	49,46,106	17,87,140
Wolfram ore	350	70	83	62	25	2,05,670	40,257	99,200	63,200	17,710
Metals and Ores, unenumerated	1,502	50	63	..	200	22,536	10,000	27,510	20	13,032
Total Metals and Ores	161,193	237,157	228,946	192,971	82,951	46,63,558	69,67,887	56,17,031	50,95,817	18,58,573
MICA—										
In blocks	Cwts. 839	1,728	1,390	707	184	3,18,185	3,64,156	3,03,532	1,59,664	49,428
„ splittings	4,090	1,263	7,183	4,988	2,403	96,113	53,240	1,26,160	1,24,978	23,553
Total Mica	4,929	2,991	8,573	5,695	2,617	4,14,298	4,17,396	4,29,701	2,84,642	72,979
OILS—										
Essential—										
Lemon grass oil	Gals. 23,649	37,240	16,756	12,576	10,997	6,07,392	6,14,906	2,33,432	1,72,984	1,00,215
Palmarosa	510	629	590	279	195	22,099	34,225	28,500	10,250	7,999
Sandalwood oil	2,641	6,082	6,088	4,516	2,322	3,63,636	8,83,054	10,26,248	6,83,701	4,01,221
Other sorts	49	14	..	30	88	2,100	625	..	1,975	3,138
Total Essential	31,849	43,965	23,434	17,401	13,902	9,00,227	15,33,810	12,88,180	8,68,910	5,12,568
Other sorts	1,183	62	482	1	..	664	500	826	3	..
Total of Oils	33,032	44,027	23,916	17,402	13,902	9,00,891	15,33,810	12,89,006	8,68,913	5,12,568
OIL SEEDS	Tons ..	178	607	1,172	94	..	25,084	75,427	83,188	10,350
PARAFFIN WAX	200	131	1,045	545	237	91,000	59,605	4,75,475	2,47,676	99,540
Perfumery not being perfumed spirit	Value	650	340	15,552	9,633	4,097
PRECIOUS STONES AND PEARLS, UNSET	11,381	7,947	44,609	6,762	500
PROVISIONS AND OILMAN'S STORES	9,865	21,654	8,322	3,171	3,040
RUBBER—										
Raw	Lbs. 2,88,602	438,600	621,348	264,820	..	2,83,623	2,87,481	3,45,669	93,520	..
SEEDS—										
Oil seeds—										
Essential—										
Fennel	Tons 27	76	15,662	41,251
Sawa or dill	85	39	84	27	..	11,716	10,624	26,208	8,684	..
Other sorts	3	1	..	33	268	940	240	..	10,552	77,680
Total Essential seeds	65	116	84	60	268	28,318	52,115	26,208	19,436	77,680

No. 13—continued

FRANCE—continued

EXPORTS THERE TO—continued

INDIAN MERCHANDISE—continued

ARTICLES	QUANTITY					VALUE				
	1927-28	1928-29	1929-30	1930-31	1931-32	1927-28	1928-29	1929-30	1930-31	1931-32
						R	R	R	R	R
SEEDS—contd.										
Oil seeds—contd.										
Non-essential—										
Castor Tons	16,462	15,139	16,552	16,027	20,280	33,92,772	31,25,353	34,31,437	29,46,078	30,91,81
Cotton "	3,000	1,890	2,62,800	1,85,800
Groundnuts "	151,199	216,150	210,866	172,232	223,241	3,82,38,166	5,25,72,047	4,95,03,811	2,87,38,440	3,58,42,65
Linseed "	60,890	47,038	50,711	24,980	44,213	1,22,86,098	98,79,099	1,18,93,578	52,68,997	55,21,46
Mowra or mowra "	450	2,230	68,375	3,55,634
Mustard "	1,461	2,376	1,589	1,466	1,528	4,20,504	6,68,813	4,58,236	3,80,564	3,48,31
Niger "	165	1,289	1,508	..	5	33,479	2,40,058	2,89,764	..	65
Poppy "	650	300	..	200	104	2,27,366	1,06,250	..	55,000	10,57
Rape "	10,246	11,026	9,764	10,642	5,613	22,02,777	23,62,970	19,86,061	17,40,189	7,21,60
Sesamum (til or jinjil) "	2,744	3,036	535	..	90	6,99,842	3,40,600	1,19,525	..	13,50
Other sorts "	275	50	475	75	188	41,825	6,312	56,843	6,625	29,78
Other than oil seeds "	166	115	55	227	32	85,547	26,501	25,393	50,165	7,45
Total Seeds "	247,763	300,223	292,089	225,909	295,512	5,80,43,660	7,03,72,292	6,62,95,856	3,92,05,494	4,51,71,96
SPECIMENS ILLUSTRATIVE OF NATURAL SCIENCE Value	—	—	—	—	—	2,333	7,67	1,395	252	80
SPICES—										
Cardamoms Cwts.	..	6	45	1,890	12,530
Ginger "	106	..	200	..	160	3,050	..	6,150	..	2,88
Pepper "	2,478	2,070	2,859	2,907	2,817	2,18,375	2,01,749	2,58,492	1,84,080	1,06,061
Other sorts "	..	42	1,653	10
Total Spices "	2,584	2,118	3,104	2,907	2,977	2,16,425	2,05,294	2,77,232	1,84,080	1,08,891
Stationery Value	—	—	—	—	—	5,025	500	1,214	..	800
TEA, BLACK Lbs.	349,106	109,954	203,995	130,193	192,261	3,03,809	86,906	1,54,732	84,368	1,14,461
TEXTILES—										
Cotton—										
Raw Tons	32,985	36,376	45,159	41,370	14,399	3,35,76,220	3,56,43,279	3,62,29,999	2,68,23,827	78,70,601
Waste Cwts.	7,481	10,874	13,656	17,990	9,561	2,02,802	2,98,396	2,74,818	2,75,696	1,05,015
Manufactures—										
Fleece goods										
Coloured, printed, or dyed Yards	25,320	89,100	9,529	36,300
Other sorts of manufactures Value	—	—	—	—	—	2,400	16,000	2,452	82	3,200
Total Cotton Manufactures (including twist and yarn) "	—	—	—	—	—	11,929	52,300	2,452	82	3,200

No. 13—continued

FRANCE—continued

EXPORTS THERETO—continued

INDIAN MERCHANDISE—concluded

ARTICLES	QUANTITY					VALUE				
	1927-28	1928-29	1929-30	1930-31	1931-32	1927-28	1928-29	1929-30	1930-31	1931-32
						R	R	R	R	R
TEXTILES—continued										
Haberdashery and Millinery . . . Value	—	—	—	—	—	2,300	1,100	2,652	1,239	364
Hemp (chiefly sann)—										
Raw . . . Cwts.	17,512	24,516	20,068	21,956	3,094	3,02,859	3,78,256	3,23,470	2,91,764	37,700
Jute—										
Raw . . . Tons	109,493	109,934	106,473	89,268	51,809	3,09,99,012	4,04,66,088	3,61,64,575	1,84,65,451	99,34,143
Manufactures—										
Gunny bags . . . No.	1,108,255	1,054,760	2,074,427	1,075,500	748,786	5,52,789	4,03,190	7,34,514	3,24,862	1,85,609
Gunny cloth . . . Yards	1,000	..	25,000	175	..	4,000
Silk—										
Raw . . . Lbs.	78,497	57,447	10,294	..	1,339	11,33,439	5,61,238	1,48,300	..	9,378
Chasam or waste . . "	611,601	396,764	503,677	314,084	286,175	6,10,609	3,37,147	4,40,402	1,98,231	1,13,863
Cocoons . . . "	254,323	155,949	70,079	12,240	7,206	5,75,335	3,34,323	89,970	2,000	3,501
Total silk, raw . . "	944,426	611,160	584,050	316,324	294,770	23,22,383	12,32,718	6,78,672	2,00,231	1,20,742
Wool—										
Raw . . . Lbs.	146,655	418,335	363,524	114,688	248,074	1,18,262	3,20,642	1,80,058	1,01,800	1,23,668
Manufactures . . Value	—	—	—	—	—	15,049	20,050	84,238	11,733	6,673
TOYS AND REQUISITES FOR GAMES AND SPORTS including FISHING TACKLE, (other than FIREARMS) . Value	—	—	—	—	—	1,700	4,318	1,720	3,607	7,658
WAX OF ALL KINDS, other than PARAFFIN WAX (excluding candles) . Cwts.	58	97	5,310	8,300	250
WOOD AND TIMBER—										
Timber, other than railway sleepers—										
Teak wood . Cubic Tons	1	21	46	551	40	340	6,320	13,933	2,05,574	12,000
Sandal Wood . . "	9	7	16	3	6	14,520	12,510	27,200	5,160	13,100
Other kinds of wood and timber . . Value	—	—	—	—	—	55,071	1,12,625	73,634	13,612	..
Manufactures of wood, other than furniture and cabinet ware . .	—	—	—	—	—	..	2,300	1,733	1,925	2,320
Total Wood and Timber . .	—	—	—	—	—	69,931	1,33,755	1,16,505	2,26,271	27,320
POSTAL ARTICLES . . .	—	—	—	—	—	11,78,500	9,09,936	12,07,860	12,44,675	14,02,585
ALL OTHER ARTICLES OF MERCHANDISE . .	—	—	—	—	—	4,58,470	3,98,386	5,14,424	2,54,623	2,42,506
GRAND TOTAL . . .	—	—	—	—	—	15,96,83,900	17,76,78,368	16,81,00,449	11,08,00,925	7,33,55,730

No. 13—continued
FRANCE—concluded
EXPORTS THERE TO—concluded

FOREIGN MERCHANDISE

ARTICLES	QUANTITY					VALUE				
	1927-28	1928-29	1929-30	1930-31	1931-32	1927-28	1928-29	1929-30	1930-31	1931-32
ANIMALS, LIVING—						R	R	R	R	R
Horses No.	3	1	7	7	3	21,000	5,000	32,000	30,500	6,000
Other kinds "	6	1	10	1,875	270	1,300
Total Animals, Living ..	9	2	17	7	3	22,875	5,270	33,300	30,500	6,000
APPAREL (including DRAPEY, UNIFORMS, ACCOUTREMENTS, BUT excluding HOSIERY AND BOOTS AND SHOES) . . . Value	—	—	—	—	—	26,451	8,738	55,002	22,171	19,522
ART WORKS OF "	—	—	—	—	—	48,200	3,060	1,384	950	150
CLOCKS AND WATCHES "	—	—	—	—	—	39,234	1,822	2,400
COAL AND COKE Tons	1,047	949	240	1,280	..	28,605	21,181	4,320	23,231	..
DRUGS AND MEDICINES (including OBERMICALS AND NARCOTICS) . . . Value	—	—	—	—	—	1,175	23,731	6,100	7,901	3,843
DYING AND TANNING SUBSTANCES "	—	—	—	—	—	..	700	7,000	..	2,170
FRUITS AND VEGETABLES "	—	—	—	—	—	91,959	41,071	29,425	21,737	60,366
FURNITURE AND CABINET- WARE "	—	—	—	—	—	..	400	235	7,600	13,920
Glass and Glassware "	—	—	—	—	—	560	409	3,695	2,345	..
GUMS AND RESINS—										
Arabic Cwts.	2,663	2,136	3,120	364	100	99,338	88,099	1,11,574	9,089	1,500
Olibanum or frankincense "	3,898	3,151	4,119	3,311	3,223	1,60,943	1,36,975	1,65,224	1,13,618	77,864
Other sorts "	501	2,092	3,305	1,007	1,031	21,454	38,233	89,856	27,739	35,493
Total Gums and Resins ..	7,067	7,379	10,544	4,742	4,959	2,81,735	3,13,312	3,66,654	1,50,496	1,14,867
HARDWARE (excluding OUTLETT AND ELECTRO- PLATED WARE) Value	—	—	—	—	—	78,335	15,551	37,532	3,276	43,312
HIDES AND SKINS, RAW—										
Skins, raw { Tons	2	2	1	62,371	97,860	9,996	93,275	3,714
.. { —No.	—8,268	—15,429	—5,659	—6,214	—708
INSTRUMENTS, APPARATUS, AND APPLIANCES, AND PARTS THEREOF Value	—	—	—	—	—	7,462	13,801	19,639	15,361	27,361
JEWELLERY (EXCLUDING IMITATION JEWELLERY AND PRECIOUS STONES AND PEARLS UNSET), ALSO PLATE OF GOLD AND SILVER "	—	—	—	—	—	12,000	950	20,200	4,150	17,453
LEATHER—										
Skins, tanned or dressed { Tons	2,250	2,925	11,400	..
.. { —No.	..	—438	—2,500	—2,710
LIQUORS Gals.	128	81	23	72	1,400	2,452	1,647	757	1,057	24,012
MACHINERY AND MILL- WORK Value	—	—	—	—	—	15,633	8,550	7,314	7,838	5,703
METALS AND ORES—										
Iron or steel—										
Bars and Channels Tons	2	5	6,638	1,000	..	3,060	460
OILS Gals.	156	..	3	643	110	6,610	..	230	1,912	2,183
PERFUMERY (NOT BEING PER- FUMED SPIRITS) Value	—	—	—	—	—	9,931	12,506	4,306	4,408	750
RUBBER MANUFACTURES "	—	—	—	—	—	1,396	2,597	7,223	52,990	14,527
SUGAR—										
Sugar, 16 Dutch Standard and above Tons	301	20	60,647	5,985
TEXTILES—										
Cotton, raw "	..	10	..	5	19,080	..	9,000	..
Cotton manufactures—										
Piecegoods Yards	3,600	660	..	100	..	1,600	570	..	58	..
Haberdashery and Milli- nery Value	—	—	—	—	—	1,950	3,480	285	2,738	5,563
Wool, raw Lbs.	21,504	111,104	19,028	40,830	27,440	19,300	66,500	10,550	35,700	14,000
.. manufactures Value	—	—	—	—	—	1,40,870	4,32,423	3,03,812	16,645	33,752
VEHICLES (excluding LOCO- MOTIVES, ETC., FOR RAIL- WAYS)										
Carriages and carts (ex- cluding railway carriages), and parts thereof "	—	—	—	—	—	3,390	11,095	9,980	46,694	8,551
Other sorts "	—	—	—	—	—	50,810	14,615	86,294	60,425	64,775
POSTAL ARTICLES "	—	—	—	—	—	2,54,373	2,14,173	1,56,456	1,60,850	1,38,664
ALL OTHER ARTICLES OF MERCHANDISE "	—	—	—	—	—	35,675	59,310	56,375	99,992	1,79,701
GRAND TOTAL "	—	—	—	—	—	13,12,337	14,63,612	12,61,375	8,67,318	8,10,221
GRAND TOTAL OF INDIAN AND FOREIGN MER- CHANDISE "	—	—	—	—	—	16,09,95,248	17,91,23,975	16,93,62,324	11,16,67,843	7,71,66,011

No. 13—continued

SPAIN

IMPORTS THEREFROM

ARTICLES	QUANTITY					VALUE				
	1927-28	1928-29	1929-30	1930-31	1931-32	1927-28	1928-29	1929-30	1930-31	1931-32
COAL AND COKE— Coal . . . Tons	—	..	80	R	R	R	R	R
ORK MANUFACTURES . Cwts.	1,307	1,360	650	1,142	2,061	1,06,878	1,10,568	75,292	93,037	69,014
DRUGS AND MEDICINES excluding CHEMICALS AND NARCOTICS . Value	—	—	—	—	—	11,400	2,384	4,115	11,031	7,078
DYEING AND TANNING SUBSTANCES— Cochineal . . . Cwts.	6	..	197	848	808	1,854	..	89,618	1,58,647	1,30,965
Cutch and gambier . . "	47	11,160	..
Saffron . . . Lbs.	27,084	25,866	49,550	49,036	38,604	7,12,819	6,90,081	8,97,061	8,55,913	9,11,389
Other sorts . . . Value	—	—	—	—	—	..	118	..	8,148	..
Total Dyeing and Tanning substances . "	—	—	—	—	—	7,14,678	6,90,199	9,36,679	10,23,867	10,42,354
FRUITS AND VEGETABLES: DRYED, SALTED OR PRES- ERVED, NOT BEING CANNED OR BOTTLED— Almonds . . . Tons	17	217	162	310	725	15,270	1,60,120	1,33,252	2,07,824	3,77,049
Other sorts of fruits and vegetables . Value	—	—	—	—	—	5,833	10,904	11,169	7,950	10,930
Total fruits and vegetables . . "	—	—	—	—	—	21,112	1,71,024	1,44,421	2,15,774	3,87,979
GLASS AND GLASSWARE— Beads and false pearls Cwts.	18	36	6	11	..	11,072	12,478	18,965	15,164	45,497
Other glassware . . Value	—	—	—	—	—	50
Total Glass and Glassware. "	—	—	—	—	—	11,072	12,478	14,016	15,164	45,497
LIQUORS including METHY- LATED AND PERFUMED SPIRITS— Wines— Still red wines other than port . . . L gals.	7,875	10,220	9,641	9,689	10,809	20,834	29,980	26,810	26,732	27,478
Sherry, Madeira, and Marsala . . . "	1,515	1,769	3,485	2,992	4,250	16,449	23,739	41,281	33,357	45,900
Other sorts . . . "	4,080	6,351	4,698	5,287	3,393	14,691	18,917	22,876	18,747	12,040
Total Wines . . . "	13,470	17,370	17,819	17,968	18,452	51,974	72,636	90,917	78,836	85,478
Other sorts of liquors . . "	189	..	87	98	66	3,896	..	2,881	1,412	1,019
Total Liquors . . . "	18,609	17,370	17,906	18,066	18,518	55,870	72,636	93,798	80,248	86,497
MACHINERY AND MILL- WORK— Textile machinery— Cotton— Spinning machinery. value	—	—	—	—	—	33,761	89,712	1,41,192	1,59,768	1,51,738
Metals and ores— Copper— Unwrought— Pills, ingots, cakes, bricks, and slabs . Cwts.	700	30,024
Quick silver . . . Lbs.	3,750	14,520	20,498	4,510	1,900	14,154	66,664	91,385	18,978	3,076
PAINTS AND PAINTERS' MATERIALS— Paints and colours . Cwts.	618	1,032	763	711	47	4,756	7,556	5,104	5,099	256
Paper and Pastebord . "	163	1,255	851	2	18	3,349	21,623	7,370	564	4,027
PROVISIONS AND OILMAN'S STORES— Canned and bottled provisions . . . Tons	65	84	156	129	38	21,172	6,979	7,989	6,895	2,064
SALT . . . Tons	83,552	58,914	69,368	66,916	3,731	23,65,227	13,95,963	14,13,543	10,45,095	67,389
POSTAL ARTICLES NOT SPECIFIED . Value	—	—	—	—	—	30	1,156	620	755	350
ALL OTHER ARTICLES OF MERCHANDISE . . . "	—	—	—	—	—	20,429	20,847	41,695	24,480	47,300
GRAND TOTAL . . . "	—	—	—	—	—	34,08,400	26,78,318	29,78,101	2,70,060	19,19,699

EXPORTS THERETO

INDIAN MERCHANDISE

ARTICLES	QUANTITY					VALUE				
	1927-28	1928-29	1929-30	1930-31	1931-32	1927-28	1928-29	1929-30	1930-31	1931-32
COILS MANUFACTURED (ex- cluding ROPE) . . . Tons	120	64	85	181	114	R	R	R	R	R
DRUGS AND MEDICINES excluding CHEMICALS AND NARCOTICS)— Beads . . . Cwts.	285	105	..	280	140	3,525	1,750	..	3,220	1,610
Other sorts . . . Value	—	—	—	—	—	5,728
Total Drugs, etc. . . "	—	—	—	—	—	3,525	1,750	5,728	3,220	1,610
DYEING AND TANNING SUBSTANCES— Myrobalsams . . . Cwts.	2,000	541	7,554	12,000	2,375	44,526
Other sorts "	..	100	120	190	200	..	1,941	2,451	4,263	2,51
Total Dyeing and Tanning Substances . . . "	..	100	2,120	731	7,754	..	1,949	14,451	6,638	47,041

EXPORTS THERE TO—continued

INDIAN MERCHANDISE—continued

ARTICLES	QUANTITY					VALUE				
	1927-28	1928-29	1929-30	1930-31	1931-32	1927-28	1928-29	1929-30	1930-31	1931-32
FIBRE FOR BRUSHES AND BROOMS Cwts.	7	..	2,146	51	59	3,025	..	36,892	14,650	16,850
Fruits and vegetables Value	—	—	—	—	—	7,100	—	1,600	1,030	..
Grain, Pulse, and Flour—										
Rice not in the husk—										
Boiled rice Tons	164	26,940
Cleaned rice "	5,550	23,958	7,62,000	80,00,609
Other sorts of grain and pulse "	20	1,100	24	2,950	1,52,818	2,197
Total Grain, Pulse and Flour "	5,734	25,058	24	7,91,890	81,52,927	2,197
HIDES AND SKINS, RAW—										
Hides, raw—										
Buffalo hides Tons	142	378	147	62	24	1,28,812	8,61,579	1,58,240	52,425	10,994
" =No.	—32,791	—62,869	—41,700	—10,650	—15,200
Cow hides Tons	1,558	2,058	2,000	1,559	1,195	18,20,416	25,48,369	24,48,876	12,89,857	7,44,795
" =No.	—358,637	—452,785	—450,580	—830,762	—280,089
Calf skins Tons	233	278	328	227	102	2,86,617	3,86,212	3,77,794	2,07,290	78,698
" =No.	—90,486	—108,484	—125,335	—79,775	—89,778
Total Hides, raw Tons	1,933	2,709	2,475	1,848	1,321	22,85,845	32,46,160	20,80,010	15,49,572	8,34,487
" =No.	—481,917	—624,138	—617,565	—421,177	—385,062
Skins, Raw—										
Goat skins Tons	65	163	1	12	53	1,40,390	3,78,987	2,000	17,969	76,078
" =No.	—100,560	—288,749	—1,000	—12,500	—67,750
Sheep skins Tons	..	1	3,825
" =No.	..	—2,900
Total Skins, raw Tons	65	164	1	12	53	1,40,390	3,81,812	2,000	17,969	76,078
" =No.	—100,560	—291,649	—1,000	—12,500	—67,750
Total of Hides and Skins, raw Tons	1,998	2,873	2,476	1,860	1,374	23,76,285	36,27,972	20,82,010	15,67,541	9,10,565
" =No.	—532,477	—915,787	—618,565	—433,677	—402,812
KAPOK Cwts.	848	877	779	1,415	1,242	32,161	33,336	29,536	41,542	28,612
LAC—										
Button "	26	11	29	59	66	3,728	1,410	4,400	5,073	3,885
Shell "	848	1,809	2,654	2,049	1,186	1,14,658	2,01,513	2,76,627	1,23,276	51,304
Oil cakes—										
Groundnut cake Tons	50	6,000
PARAFFIN WAX "	200	320	4,015	1,349	550	90,975	1,45,600	18,36,825	6,22,999	2,31,000
SEEDS—										
Non-essential—										
Castor "	2,400	2,175	2,800	3,250	2,050	4,32,650	4,33,280	5,50,268	5,24,987	2,86,820
Groundnuts "	6,076	695	100	550	100	17,48,680	1,69,478	22,500	79,249	13,000
Linseed "	3,325	7,425	7,025	8,645	3,849	8,18,664	15,72,740	17,03,235	17,64,435	5,33,677
Niger "	151	300	310	37,647	55,250	62,740
Rape "	1,200	585	100	260	100	2,91,550	1,28,125	18,000	38,800	11,000
Sesamum (oil or linseed) "	..	100	100	24,750	21,000
Others "	..	126	420	25	44	..	21,960	88,304	3,940	6,470
Total non-essential Seeds "	14,552	11,406	10,855	12,730	6,143	33,74,181	24,05,583	24,65,942	24,11,411	8,50,967
Total Seeds "	14,552	11,406	10,855	12,730	6,143	33,74,181	24,05,583	24,65,942	24,11,411	8,50,967
SPICES Cwts.	100	120	200	10,000	6,900	6,800
TEXTILES—										
Cotton—										
Raw Tons	10,978	13,539	14,281	18,938	8,074	1,05,30,632	1,30,69,855	1,21,76,039	1,15,79,456	42,18,634
Waste Cwts.	493	1,368	1,065	2,518	735	14,091	44,100	26,500	38,160	12,800
Manufactures (including Twist and yarn) Value	—	—	—	—	—	0,887	1,300	4,375	650	..
Hemp (chiefly senn), raw Cwts.	1,156	2,237	2,112	2,571	474	22,235	35,400	39,850	44,470	6,200
Jute, raw Tons	45,184	42,881	44,720	33,020	35,021	1,52,02,774	1,55,24,706	1,54,00,224	69,24,516	69,81,032
Jute manufactures (including twist and yarn) Value	—	—	—	—	—	..	4,702	..	8,694	..
Postal Articles "	—	—	—	—	—	105	7
ALL OTHER ARTICLES OF MERCHANDISE Value	—	—	—	—	—	4,67,600	8,02,649	7,05,328	2,71,634	85,816
GRAND TOTAL "	—	—	—	—	—	3,31,04,027	3,90,76,839	3,60,33,457	2,37,31,635	1,33,85,087

FOREIGN MERCHANDISE

ARTICLES	QUANTITY					VALUE				
	1927-28	1928-29	1929-30	1930-31	1931-32	1927-28	1928-29	1929-30	1930-31	1931-32
ANIMALS, LIVING—										
Horses No.	..	3	10,000
TEXTILES—										
Cotton, raw Tons	9	..	19	15,000	..	27,300
ALL OTHER ARTICLES OF MERCHANDISE Value	—	—	—	—	—	3,600	2,250	4,232	3,900	13,874
GRAND TOTAL "	—	—	—	—	—	18,600	12,250	31,532	3,900	13,874
GRAND TOTAL OF INDIAN AND FOREIGN MERCHANDISE "	—	—	—	—	—	3,31,22,627	3,90,89,089	3,60,64,989	2,37,35,535	1,33,98,961

No. 13—continued

GIBRALTAR
IMPORTS THEREFROM

ARTICLES	QUANTITY					VALUE				
	1927-28	1928-29	1929-30	1930-31	1931-32	1927-28	1928-29	1929-30	1930-31	1931-32
						£	£	£	£	£
DYING AND TANNING SUBSTANCES—										
Saffron Lbs.	8,100	1,38,715
LIQUORS including DENATURIZED AND PERFUMED SPIRITS—										
Spirits Gals.	275	9	42	81	4	8,370	344	862	396	135
Wines—										
Port "	960	234	852	206	55	17,046	4,006	6,208	5,036	999
Sherry, Madeira and Marsala . . "	2,520	1,777	1,098	2,006	703	33,804	25,238	23,484	35,043	12,858
Other sorts . . "	65	105	127	50	..	640	1,684	2,012	375	..
Total Wines . . "	3,554	2,116	2,177	2,362	758	56,490	30,928	36,704	40,354	13,852
Total Liquors . . "	3,829	2,125	2,219	2,386	762	64,860	31,272	37,566	40,750	18,987
Salt Tons	2,236	49,128	..
POSTAL ARTICLES NOT SPECIFIED . . Value	—	—	—	—	—	57,148	38,593	19,564	16,158	16,100
ALL OTHER ARTICLES OF MERCHANDISE . . "	—	—	—	—	—	23,531	27,072	11,910	22,826	8,216
GRAND TOTAL . . "	—	—	—	—	—	2,84,254	92,587	69,080	1,28,857	38,802

EXPORTS THERETO

INDIAN MERCHANDISE

ARTICLES	QUANTITY					VALUE				
	1927-28	1928-29	1929-30	1930-31	1931-32	1927-28	1928-29	1929-30	1930-31	1931-32
						£	£	£	£	£
METALS AND ORES—										
Brass, Bronze and similar alloys, wrought . . Cwts	74	54	85	55	102	12,365	8,084	14,650	7,622	13,350
Manganese Ore . . Tons	1,000	2,000	30,000	48,000	..
Provisions and Oil-man's stores . . "	—	—	—	—	—	..	530	325	11,867	406
TEXTILES—										
Cotton—										
Manufactures including twist and yarn . . "	—	—	—	—	—	3,780	7,870	10,900	4,250	8,155
Manufactures of wood other than furniture and cabinet ware . Value	—	—	—	—	—	2,945	2,384	6,500	11,470	4,525
POSTAL ARTICLES . . "	—	—	—	—	—	6,744	3,376	5,702	5,016	5,451
ALL OTHER ARTICLES OF MERCHANDISE . . "	—	—	—	—	—	11,116	5,749	4,610	6,409	8,649
GRAND TOTAL . . "	—	—	—	—	—	36,910	27,943	72,637	94,634	35,525

GIBRALTAR
PORTUGAL

(328)

No. 13—continued
GIBRALTAR—continued
EXPORTS THERETO—continued

FOREIGN MERCHANDISE										
ARTICLES	QUANTITY					VALUE				
	1927-28	1928-29	1929-30	1930-31	1931-32	1927-28	1928-29	1929-30	1930-31	1931-32
						R	R	R	R	R
GRAND TOTAL .Value	—	—	—	—	—	7,316	9,598	2,011	1,185	5,621
SEMI TOTAL OF INDIAN AND FOREIGN MERCHANDISE	—	—	—	—	—	44,286	37,536	74,698	95,819	41,157

PORTUGAL
IMPORTS THEREFROM

ARTICLES	QUANTITY					VALUE				
	1927-28	1928-29	1929-30	1930-31	1931-32	1927-28	1928-29	1929-30	1930-31	1931-32
						R	R	R	R	R
CORK MANUFACTURES .Cwts.	744	1,800	1,116	2,270	2,061	66,270	1,28,042	1,07,504	2,05,024	1,41,890
LIQUORS, including DENATURED AND PERFUMED SPIRITS—										
Spirit—										
Brandy Gals.	5,255	..	25	..	36	56,538	..	198	..	418
Wines—										
Port "	12,076	12,668	11,595	9,213	6,442	1,28,086	1,15,653	1,17,442	85,884	58,616
Other sorts "	1,726	1,043	2,682	1,272	1,126	10,907	5,362	8,388	6,280	4,919
Total Wines "	13,802	13,706	14,277	9,485	7,568	1,38,993	1,21,015	1,25,830	92,164	63,535
Other sorts of liquors "	36	59	172	276	29	694	1,117	2,338	4,219	377
Total Liquors "	13,838	13,765	14,449	9,761	7,597	1,39,687	1,22,132	1,28,168	96,383	63,912
PROVISIONS AND OILMAN'S STORES (including FISH AND FRUITS AND VEGETABLES CANNED OR BOTTLED)—										
Canned and bottled provisions—										
Tinned or canned fish .Cwts.	7,141	4,325	898	754	77	3,20,656	1,66,199	34,501	29,784	3,955
Stationary Value	—	—	—	—	—	6	1,025	16,303	21,515	16,241
OTHER ARTICLES NOT SPECIFIED "	—	—	—	—	—	15	305	..
BY OTHER ARTICLES OF MERCHANDISE "	—	—	—	—	—	13,065	12,136	28,339	74,810	65,619
GRAND TOTAL "	—	—	—	—	—	6,06,174	4,29,584	3,15,518	4,30,321	2,92,080

No. 13—continued

PORTUGAL—continued

EXPORTS THERETO

INDIAN MERCHANDISE

ARTICLES	QUANTITY					VALUE				
	1927-28	1928-29	1929-30	1930-31	1931-32	1927-28	1928-29	1929-30	1930-31	1931-32
COTE MANUFACTURED (excluding ROPE) . Tons	102	106	..	106	165	R 37,440	R 37,737	R ..	R 32,685	R 40,545
GRAIN, PULSE AND FLOUR "	12,542	8,204	12,852	5,495	2,505	19,77,023	12,18,720	17,26,636	6,09,715	2,33,512
Hides and Skins—										
Hides, raw { Tons. =No.	12 2,400	8 900	4 1,000	13,714	7,375	5,352
Lea Cwts.	..	60	978	..	45	..	7,800	1,25,091	..	2,530
TEXTILES—										
Cotton, raw . . . Tons	20	20	195	163	112	16,500	20,625	1,72,820	85,850	57,875
Hemp, raw Cwts.	824	1,707	3,135	4,569	3,394	13,809	29,750	57,022	72,616	50,252
Jute—										
Raw Tons	134	380	771	803	2,778	45,000	1,33,150	2,93,471	2,01,467	5,57,043
Manufactures—										
Gunny bags . . . No.	..	30,000	14,925
ALL OTHER ARTICLES OF MERCHANDISE . . Value	—	—	—	—	—	4,537	6,376	16,260	3,541	4,075
GRAND TOTAL . . "	—	—	—	—	—	21,08,484	14,76,958	23,87,452	9,05,814	9,44,532

FOREIGN MERCHANDISE

ARTICLES	QUANTITY					VALUE				
	1927-28	1928-29	1929-30	1930-31	1931-32	1927-28	1928-29	1929-30	1930-31	1931-32
TOTAL VALUE	—	—	—	—	—	R 400	R 4,053	R ..	R ..	R 623
GRAND TOTAL OF INDIAN AND FOREIGN MER- CHANDISE . . Value	—	—	—	—	—	21,08,884	14,81,011	23,87,452	9,05,814	9,45,155

MALTA AND GOZO

IMPORTS THEREFROM

ARTICLES	QUANTITY					VALUE				
	1927-28	1928-29	1929-30	1930-31	1931-32	1927-28	1928-29	1929-30	1930-31	1931-32
POSTAL ARTICLES NOT SPECIFIED . . . Value	—	—	—	—	—	R 212	R 660	R 210	R 153	R 40
ALL OTHER ARTICLES OF MERCHANDISE . . "	—	—	—	—	—	2,322	5,373	6,157	149	3,201
GRAND TOTAL . . "	—	—	—	—	—	2,534	6,033	6,367	302	3,241

No. 13—continued
MALTA AND GOZO—continued

EXPORTS THERE TO

INDIAN MERCHANDISE

ARTICLES	QUANTITY					VALUE				
	1927-28	1928-29	1929-30	1930-31	1931-32	1927-28	1928-29	1929-30	1930-31	1931-32
GRAIN PULSE AND FLOUR TONS	75	175	60	75	..	633
METALES AND ORES . . . "	2	2	3	2	1	6,500	5,534	6,900	5,160	1,58
TEXTILES—										
Cotton manufactures (in- cluding twist and yarn) Value	—	—	—	—	—	22,040	17,038	18,741	5,509	5,27
ALL OTHER ARTICLES OF MERCHANDISE . . . "	—	—	—	—	—	2,885	7,478	8,299	7,482	4,74
GRAND TOTAL . . . "	—	—	—	—	—	32,450	30,710	34,015	18,151	17,99

FOREIGN MERCHANDISE

ARTICLES	QUANTITY					VALUE				
	1927-28	1928-29	1929-30	1930-31	1931-32	1927-28	1928-29	1929-30	1930-31	1931-32
TOTAL VALUE	—	—	—	—	—	262	12,323	6,770	2,080	4,54
GRAND TOTAL OF INDIAN AND FOREIGN MER- CHANDISE . . . Value	—	—	—	—	—	32,712	43,033	40,785	20,231	22,53

SWITZERLAND

IMPORTS THEREFROM

ARTICLES	QUANTITY					VALUE				
	1927-28	1928-29	1929-30	1930-31	1931-32	1927-28	1928-29	1929-30	1930-31	1931-32
APPAREL (excluding HOSIERY AND BOOTS AND SHOES)—						R	R	R	R	R
Apparel (including drapery uniforms, accoutrements) . . . Value	—	—	—	—	—	41,155	40,817	41,813	6,019	3,042
Hats, caps, bonnets and hatter's ware . . . "	—	—	—	—	—	7,890	3,408	1,328	5,522	47,376
BOOKS PRINTED AND PRINTED MATTER (NOT BEING STA- TIONERY) (including MAPS AND CHARTS . . . Cwts.	280	53	45	76	57	14,109	7,213	6,544	6,187	8,130
BOOTS AND SHOES—										
All leather . . . Pairs	2,035	1,034	1,978	411	327	20,501	9,671	18,277	8,388	3,214
" other materials . . . "	219	361	1,287	663	1,178	1,838	7,497	5,025	4,823	6,009
CHEMICALS AND CHEMICAL PREPARATIONS (excluding CHEMICAL MANURES AND MEDICINES . . . Value	—	—	—	—	—	1,14,686	42,511	62,271	87,157	61,687
CLOCKS AND WATCHES AND PARTS THEREOF—										
Clocks and time-pieces No.	16,505	23,447	40,277	21,345	13,906	63,453	87,238	1,08,171	74,474	49,078
Watches . . . "	190,166	231,326	205,717	108,295	47,102	6,35,317	6,35,330	4,79,282	2,14,031	71,276
Parts of clocks and watches . . . Value	—	—	—	—	—	9,931	15,672	18,152	1,138	8,877
Total clocks and Watches, etc. "	—	—	—	—	—	7,08,701	7,38,291	6,00,555	2,80,643	1,25,181

No. 13—continued
 SWITZERLAND—continued
 IMPORTS THEREFROM—continued

ARTICLES	QUANTITY					VALUE				
	1927-28	1928-29	1929-30	1930-31	1931-32	1927-28	1928-29	1929-30	1930-31	1931-32
DRUGS AND MEDICINES (excluding CHEMICALS AND NARCOTICS) . . . Value	—	—	—	—	—	R 38,402	R 2,24,036	R 4,14,002	R 3,86,430	R 7,23,763
DYEING AND TANNING SUBSTANCES— Dyes obtained from Coal tar—										
Aniline Lbs.	84,546	17,920	49,840	40,320	150	48,549	8,217	24,561	20,855	58
Indigo, synthetic	—	—	15,792	170,760	108,976	—	—	22,572	2,63,730	1,37,596
Others Value	—	—	—	—	—	4,540	942	1,08,420	40,997	15,260
Total Dyeing and Tanning substances	—	—	—	—	—	10,56,178	8,74,058	20,72,998	19,57,857	15,56,848
GELATINE Cwts.	68	288	315	295	216	6,210	20,140	30,057	26,032	20,367
GLASS AND GLASSWARE . Value	—	—	—	—	—	1,284	13,789	43,085	32,814	16,171
HARDWARE, excluding CUTLERY AND ELECTRO- PLATED WARE	—	—	—	—	—	27,881	19,322	14,561	8,263	15,350
INSTRUMENTS, APPARATUS, AND APPLIANCES, AND PARTS THEREOF— Electrical including telegraph and tele- phone apparatus not being machinery	—	—	—	—	—	22,250	88,091	86,127	70,488	1,01,166
Musical	—	—	—	—	—	1,07,793	1,54,556	1,02,136	1,11,338	1,52,872
Other kinds	—	—	—	—	—	7,205	4,007	4,608	20,605	4,022
Total Instruments, etc.	—	—	—	—	—	1,37,254	1,96,654	2,52,871	2,02,420	2,58,060
JEWELLERY excluding IMI- TATION JEWELLERY, ETC.	—	—	—	—	—	2,734	1,434	31,718	11,412	—
LIQUORS including DENA- TURED AND PERFUMED SPIRITS Gals.	870	182	582	304	700	10,107	10,042	23,002	11,363	27,983
MACHINERY AND MILLWORK— Prime-movers (other than electrical)— Other than Locomotives— Oil engines No.	7	15	11	7	5	1,57,049	1,96,505	94,156	85,952	60,011
Parts of oil engines Value	—	—	—	—	—	7,800	12,552	41,900	47,168	32,881
Steam engines No.	—	1	1	1	—	—	2,73,628	45,418	21,511	—
Other sorts Value	—	—	—	—	—	1,597	18,682	77,544	3,58,838	4,35,875
Total prime-movers (other than electrical)	—	—	—	—	—	1,66,042	5,01,307	2,59,018	5,18,464	5,28,717
Electrical machinery of all kinds— Control and Switch gear	—	—	—	—	—	86,703	6,596	6,073	2,517	8,007
Generators, alternators and dynamos	—	—	—	—	—	23,072	3,408	1,07,735	4,321	4,824
Motors	—	—	—	—	—	23,209	5,771	17,160	23,284	34,081
Transformers	—	—	—	—	—	7,078	212	9,771	59,539	6,537
Turbo generating sets	—	—	—	—	—	64,321	92,075	1,05,477	—	—
Others	—	—	—	—	—	—	21,690	34,328	10,512	21,738
Total Electrical machinery of all kinds	—	—	—	—	—	1,55,043	1,29,812	2,81,444	1,09,153	76,187
Machinery not being prime- movers or electrical machinery— Oil crushing machinery	—	—	—	—	—	—	3,177	18,559	556	7,675
Rice and flour mill machinery	—	—	—	—	—	6,101	20,029	67,348	34,584	6,201
Saw mill and wood working machinery	—	—	—	—	—	—	3,375	17,899	—	—
Sewing and knitting machines No.	25	18	118	107	42	8,302	5,498	17,492	7,472	2,790
Textile machinery . Value	—	—	—	—	—	20,740	20,505	48,782	1,39,544	1,49,172
Other sorts of machinery	—	—	—	—	—	84,639	4,13,549	75,548	1,60,162	2,20,256
Total Machinery and Mill- work	—	—	—	—	—	4,40,836	10,97,312	7,81,000	9,55,935	9,80,098
METALS AND ORNS— Aluminium— Unwrought (ingots, blocks, bars, etc.) Cwts.	300	160	—	—	—	20,684	9,981	—	—	—
Wrought— Circles	9,850	12,303	12,812	6,148	4,093	8,80,840	9,57,492	9,08,655	4,64,064	2,92,209
Sheets	136	372	654	134	104	10,251	27,316	44,323	9,665	7,034
Other manufactures	661	624	628	125	673	50,455	68,100	82,182	24,577	67,492

No. 13—continued
 SWITZERLAND—continued
 IMPORTS THEREFROM—continued

ARTICLES	QUANTITY					VALUE				
	1927-28	1928-29	1929-30	1930-31	1931-32	1927-28	1928-29	1929-30	1930-31	1931-32
METALS AND ORES—continued										
Brass, Bronze, and similar alloys and manufactures thereof . Cwts.	51	688	8	135	190	2,248	51,381	427	6,117	7,065
German silver . . "	..	26	190	418	701	..	2,183	16,240	33,122	48,600
Iron or Steel . . Tons	30	6	..	1	4	16,448	3,816	909	2,045	2,284
OILS Value	—	—	—	—	—	9,231	26,076	81,733	27,455	16,867
PAPER AND PASTEBOARD—										
Paper manufactures . Cwts.	45	76	49	17	8	2,997	3,055	4,221	1,532	674
Other kinds of paper Pasteboard, millboard, and cardboard of all kinds . . . "	580	53	78	126	202	13,184	1,708	5,095	4,599	7,281
	28	78	114	49	153	2,190	3,585	6,072	5,305	3,580
Total Paper and Pasteboard ;	653	207	241	192	363	16,371	8,348	15,388	11,436	11,535
PRINTING AND LITHOGRAPHING MACHINERY AND MATERIALS . . . Value	—	—	—	—	—	259	1,934	392	24,000	5,547
PROVISIONS AND OILMAN'S STORES including FISH AND FRUITS AND VEGETABLES, CANNED OR BOTTLED—										
Canned and bottled provisions . . . Cwts.	187	346	325	450	324	20,104	25,988	26,321	33,295	32,603
Cheese (including canned) . . . "	639	786	907	1,105	818	94,430	1,14,018	1,27,363	1,16,708	89,665
Cocoa and chocolate . . "	433	473	250	971	817	37,854	66,980	19,245	83,502	63,271
Confectionery . . . "	1,838	1,786	1,641	1,910	1,625	1,95,227	1,56,196	1,82,906	1,55,521	1,45,297
Farinaceous and patent foods—										
Milk foods for infants and invalids (wholly or mainly milk) . . "	88	278	671	129	37	13,534	27,899	45,421	19,144	4,883
Other sorts . . . "	..	3	6	8	356	332	766	..
Total Farinaceous and patent foods . . . "	88	281	677	137	37	13,534	28,255	45,753	19,910	4,883
Milk, condensed and preserved . . . "	17,867	31,758	23,149	9,635	31,179	8,61,072	16,72,792	11,75,640	4,99,958	10,12,332
Other sorts of provisions Value	—	—	—	—	—	11,700	33,261	6,159	9,782	11,587
Total Provisions and Oilman's stores, etc. "	—	—	—	—	—	12,33,981	20,97,489	15,83,886	9,18,676	13,59,728
STATIONERY (including PAPER "	—	—	—	—	—	5,827	6,275	15,390	6,214	6,996
TEXTILES—										
Cotton—										
Twist and yarn . . Lbs.	484,059	360,431	694,410	73,600	51,201	6,20,750	4,96,951	9,75,040	93,262	55,101
Manufactures—										
Handkerchiefs and shawls in the piece—										
Handkerchiefs . No.	18,000	27,923	14,832	3,600	1,366	4,430	3,254	5,034	255	373
Hosiery—										
Underwear . Dozens	1,457	298	680	123	100	9,097	2,698	5,323	922	523
Lace and patent net . Yards	186,672	208,007	141,992	38,910	17,256	95,877	1,14,809	69,121	20,361	9,034
Piece goods—										
Grey (unbleached) . . "	4,028	541	..	1,111	453	..
White (bleached) . . "	12,176,183	8,710,617	8,584,401	5,444,305	5,024,399	55,84,404	36,84,523	35,22,373	18,98,116	17,09,317
Coloured, printed, or dyed—										
Printed goods . . . "	612,686	435,336	231,363	75,061	47,842	2,43,750	2,00,147	1,05,399	30,660	15,218
Dyed goods . . . "	1,107,623	1,455,920	1,083,234	424,604	1,505,539	8,46,085	11,24,159	7,08,879	2,29,414	6,33,968
Woven coloured goods . . . "	806,330	400,473	281,776	185,564	58,608	7,72,083	3,67,443	2,13,584	1,24,266	33,768
Foots of all descriptions . . . "	183,131	171,399	105,244	46,043	48,994	67,128	73,908	33,427	11,431	11,191
Other sorts of manufactures . . . Value	—	—	—	—	—	3,283	134	17,984	16,222	946
Total Cotton manufactures (including twist and yarn) "	—	—	—	—	—	82,47,898	60,73,026	56,56,069	24,25,371	24,74,440
Haberdashery and millinery—										
Lace and embroidery . . . "	—	—	—	—	—	13,99,594	8,97,134	4,72,177	3,50,337	1,14,708
Other sorts . . . "	—	—	—	—	—	6,45,611	4,91,591	3,76,412	1,30,324	51,545

No. 13—continued

SWITZERLAND—continued

IMPORTS THEREFROM—concluded

ARTICLES	QUANTITY					VALUE				
	1927-28	1928-29	1929-30	1930-31	1931-32	1927-28	1928-29	1929-30	1930-31	1931-32
TEXTILES—continued						R	R	R	R	R
Silk—										
Manufactures—										
Silk yarn, nolls, and watts Lbs.	199,432	314,193	178,902	123,523	238,952	10,63,040	18,20,138	10,05,333	5,79,724	10,73,801
Goods of silk mixed with other materials Yards	5,439	6,341	12,196	6,792	10,946	17,235	39,065	63,780	38,211	39,440
Piece goods Yds.	36,676	60,679	47,591	12,191	8,040	1,61,145	2,51,735	2,45,436	61,727	34,061
Other sorts Lbs.	10,061	3,617	1,944	6,000	1,164	27,179	11,803	6,068	4,968	2,405
Total Silk manufac- tures (including silk yarn, etc.) Value	—	—	—	—	—	12,53,649	21,22,541	18,20,617	6,84,630	11,49,806
Wool—										
Raw Lbs.	—	..	76,031	76,225
Yarn and knitting wool "	9,058	14,724
Manufactures—										
Hosiery "	12,278	1,188	1,533	512	80	73,936	9,117	11,634	2,617	737
Piece goods Yards	3,156	383,851	47,593	23,522	1,977	4,422	4,60,012	90,013	33,436	2,374
Other sorts Value	—	—	—	—	—	7,231	3,493	22,431	7,415	305
Total Woollen manu- factures (including yarn, etc.) "	—	—	—	—	—	1,00,313	4,81,623	1,24,278	43,463	3,316
Artificial silk—										
Artificial silk yarn Lbs.	233,283	344,802	405,886	30,430	291,430	6,06,730	6,22,837	5,32,907	89,226	2,70,576
Piece goods of cotton and artificial silk (b) Yards	11,054,793	7,047,920	6,842,499	3,163,737	1,980,443	38,35,366	53,19,056	43,36,985	15,29,143	—
Piece goods made en- tirely of artificial silk (a) "	—	—	—	5,356	5,312	—	—	—	3,654	4,051
Piece goods made of cotton and artifi- cial silk (a) "	—	—	—	311,020	1,974,636	—	—	—	3,26,517	7,53,803
Other sorts Value	—	—	—	—	—	12,627	10,122	23,006	11,744	11,095
UMBRELLAS AND UMBRELLA FITTINGS—										
Umbrellas, complete including parasols and sunshades No.	7,314	1,500	6,755	4,550	..	21,746	4,243	16,954	10,668	..
VEHICLES EXCLUDING LOCOMO- TIVES, ETC., FOR RAIL- WAYS—										
Carriages and Carts not mechanically propelled (excluding railway carriages and trucks) No.	5	19,567
Mechanically propelled vehicles (excluding railway locomotives and tractors) Value	—	—	—	—	—	10,919	..	1,273	3,960	16,151
POSTAL ARTICLES NOT SPECIFIED "	—	—	—	—	—	7,06,523	30,23,623	10,59,740	13,25,425	16,02,978
ALL OTHER ARTICLES OF MERCHANDISE "	—	—	—	—	—	21,269	33,739	48,593	49,610	50,741
GRAND TOTAL "	—	—	—	—	—	2,63,10,247	2,57,12,169	2,12,10,693	1,26,83,933	1,22,23,637

EXPORTS THERETO

INDIAN MERCHANDISE

ARTICLES	QUANTITY					VALUE				
	1927-28	1928-29	1929-30	1930-31	1931-32	1927-28	1928-29	1929-30	1930-31	1931-32
FURNITURE AND CABINET- WARE Value	—	—	—	—	—	R 190	R 1,000	R 14,317	R 570	R 661
HIDES AND SKINS RAW—										
SKINS RAW—										
Goat skins { Tons. =No.	—6,000	7,500	..

(a) Separately shown from September 1930.

(b) Shown under the following heads from September 1930.

SWITZERLAND—concluded
EXPORTS THERE TO—continued

INDIAN MERCHANDISE—continued

ARTICLES	QUANTITY					VALUE				
	1927-28	1928-29	1929-30	1930-31	1931-32	1927-28	1928-29	1929-30	1930-31	1931-32
TEXTILES—						R	R	R	R	R
Cotton— Raw Tons	--	23	--	--	--	--	24,730	17	--	1
Wool—										
Carpets and rugs . . . Lbs.	1,046	1,782	1,747	2,449	1,052	7,630	6,400	6,595	11,520	3,2
ALL OTHER ARTICLES OF MERCHANDISE . . . Value	--	--	--	--	--	24,135	11,353	16,514	4,206	4,5
GRAND TOTAL . . .	--	--	--	--	--	31,964	43,579	40,448	23,796	8,6

FOREIGN MERCHANDISE

ARTICLES	QUANTITY					VALUE				
	1927-28	1928-29	1929-30	1930-31	1931-32	1927-28	1928-29	1929-30	1930-31	1931-32
CLOTHING (including DRAPERY, UNIFORMS, ACCOUTREMENTS BUT excluding HOSIERY AND BOOTS AND SHOES) . . . Value	--	--	--	--	--	1,000	500	9,050	9,425	10,001
Instruments, apparatus, appliances and parts thereof "	--	--	--	--	--	2,350	--	2,050	200	7,001
TEXTILES—										
Haberdashery and Mill- nary "	--	--	--	--	--	--	--	750	--	500
Woolen manufactures . . . "	--	--	--	--	--	2,375	1,000	13,972	7,600	7,759
VEHICLES (excluding LOCOMO- TIVES, ETC., FOR RAILWAYS),	--	--	--	--	--	--	20,000	--	--	--
ALL OTHER ARTICLES OF MERCHANDISE . . . "	--	--	--	--	--	27,070	22,935	13,771	20,673	15,304
GRAND TOTAL . . .	--	--	--	--	--	34,395	44,485	44,443	31,898	40,493
GRAND TOTAL OF INDIAN AND FOREIGN MERCHANDISE . . .	--	--	--	--	--	66,359	88,064	84,891	55,694	40,099

ITALY
IMPORTS THEREFROM

ARTICLES	QUANTITY					VALUE				
	1927-28	1928-29	1929-30	1930-31	1931-32	1927-28	1928-29	1929-30	1930-31	1931-32
Wool (excluding HOSIERY AND BOOTS AND SHOES)— Apparel (including drapery, uniforms, accoutrements) . . . Value	--	--	--	--	--	2,93,504	1,89,656	2,00,450	1,30,003	70,048
Gold and silver thread . . . "	--	--	--	--	--	1,164	1,649	638	1,393	1,308
Hats, caps, bonnets, and hatter's ware "	--	--	--	--	--	10,02,276	11,11,457	9,85,256	4,34,233	2,92,920
Woolen Lbs.	640	5,219	--	--	--	1,754	7,979	--	--	--
Others Value	--	--	--	--	--	900	842	80	80	150
Total Apparel (excluding hosiery and boots and shoes) "	--	--	--	--	--	12,99,604	13,11,482	11,86,454	5,72,209	2,64,426

No. 13—continued

ITALY—continued

IMPORTS THEREFROM—continued

ARTICLES	QUANTITY					VALUE				
	1927-28	1928-29	1929-30	1930-31	1931-32	1927-28	1928-29	1929-30	1930-31	1931-32
ARMS, AMMUNITION AND MILITARY STORES—						R	R	R	R	R
Cartridge cases—										
Filled—										
Shotgun Cartridges, filled No. (a)	—	202	—	46
Rifle and other Cartridges, filled (a)	—	47,531	200	40	175	—	4,30,728	20	0	23
Total Filled	501	47,733	200	40	175	17	4,36,774	20	0	23
Empty	19,430	472
Total Cartridge Cases	10,931	47,733	200	40	175	489	4,36,774	20	0	23
Firearms and parts thereof	—	—	—	—	—	3,928	2,59,838	2,888	528	205
Other sorts of arms	—	—	—	—	—	10	43,935	25	..	127
Total Arms, Ammunition and Military stores	—	—	—	—	—	4,427	7,40,547	2,933	529	445
ART, WORKS OF, other than PICTURES	—	—	—	—	—	1,01,137	1,50,620	76,823	1,50,810	82,034
ASBESTOS—										
Manufactures (except for packing)	—	—	—	—	—	4,53,204	3,67,339	4,73,692	2,38,620	1,31,236
BELTING FOR MACHINERY—										
Of leather	—	—	—	—	—	9,581	1,219	..	6,715	10,345
Other materials	—	—	—	—	—	4,691	7,104	10,630	6,413	2,509
Total Belting for Machinery	—	—	—	—	—	14,222	8,323	19,630	13,128	12,844
BOBBINS	—	—	—	—	—	87,316	23,236	11,472	18,556	46,620
BOOKS, PRINTED AND PRINTED MATTER (not being STATIONERY), including MAPS AND CHARTS Cwts.	145	119	122	140	92	10,999	13,121	14,014	11,940	10,261
BOOTS AND SHOES—										
All Leather	8,516	4,901	4,083	4,528	70,818	53,332	23,897	31,406	33,440	2,38,400
RUBBER SOLED—										
With canvas uppers	—	4,111	18,064	200	1,61,293	—	6,971	13,705	554	1,08,436
All Rubber	—	—	—	—	200	—	—	—	—	284
Of other materials	23,584	30,244	2,524	1,594	47,983	32,541	41,315	5,112	2,891	93,084
Total Boots and Shoes	32,100	39,256	19,371	6,322	2,50,324	85,873	77,133	50,223	36,885	4,40,204
BRUSHES AND BROOMS	18,226	15,041	6,887	3,898	7,043	13,971	16,391	15,762	10,099	13,904
BUILDING AND ENGINEERING MATERIALS—										
Bricks—										
Bricks, other than firebricks	..	39,343	27,403
Fire bricks	1	6,078	137,081	81	..	5	5,004	1,75,342	11	..
Cement—										
Portland	1,970	4,339	3,322	1,143	1,340	90,623	1,73,262	1,29,320	41,076	51,006
Tiles	3,053,552	3,411,073	5,616,011	2,455,099	1,791,850	8,11,220	6,56,545	8,04,989	5,19,832	3,92,733
Other kinds	—	—	—	—	—	4,46,729	1,51,331	2,55,002	1,64,885	1,05,303
Total Building and Engineering materials	—	—	—	—	—	13,48,577	10,13,545	13,66,719	7,25,804	5,19,692
BUTTONS OF ALL SORTS—										
Metal	—	—	—	—	—	8,040	7,363	4,346	3,136	9,046
Other sorts	—	—	—	—	—	5,36,089	9,45,769	5,08,335	2,96,915	3,23,903
Total Buttons of all sorts	—	—	—	—	—	5,44,129	9,53,132	5,02,781	3,05,051	3,33,549
CHEMICALS AND CHEMICAL PREPARATIONS (excluding CHEMICAL MANURES AND MEDICINES)—										
Acids—										
Acetic (pyroligneous) acid	30	80	380	20	..	1,115	4,168	13,794	730	..
Citric	182	193	271	149	230	19,469	25,413	40,718	17,272	22,091
Tartaric	1,125	1,500	1,609	1,519	562	93,148	1,43,104	1,62,845	1,39,046	42,284
Other sorts	44	30	2,242	1,753
Total Acids	1,381	1,803	2,260	1,688	848	1,20,974	1,74,503	2,17,357	1,57,048	64,375

(a) Shown separately from 1928-29.

ARTICLES	QUANTITY					VALUE				
	1927-28	1928-29	1929-30	1930-31	1931-32	1927-28	1928-29	1929-30	1930-31	1931-32
CHEMICALS AND CHEMICAL PREPARATIONS, ETC.— <i>continued</i>						R	R	R	R	R
Bleaching materials . Cwts.	878	36	..	5,950	3,594	7,328	250	..	42,262	22,188
Carbide of calcium . "	2,754	3,832	10,951	9,178	6,040	41,584	53,407	1,54,198	1,32,998	91,785
Lead Compounds . "	281	22	..	10	40	5,754	608	..	166	694
Magnesium Compounds . "	5	3,598	5,071	30	32	235	19,937	28,943	980	881
Soda Compounds . "	518	3,194	2,264	4,141	6,762	14,448	47,417	25,631	45,167	68,993
Sulphur (Brimstone) . "	304,988	209,451	338,079	233,265	232,715	15,46,095	11,21,077	16,66,389	14,70,524	12,16,777
Other sorts . Value	—	—	—	—	—	38,372	32,554	31,719	74,236	40,197
Total Chemicals and Chemical preparations, etc. "	—	—	—	—	—	17,67,462	14,49,503	21,24,187	19,28,431	15,05,894
CLOCKS AND WATCHES AND PARTS THEREOF—										
Clocks and timepieces No.	32,743	30,526	22,472	19,552	2,500	85,163	91,507	61,495	55,226	11,506
Watches . "	5,592	4,026	767	1,547	950	10,152	10,209	6,061	9,938	2,462
Parts of clocks and watches . Value	—	—	—	—	—	180	95	38	520	8
TOTAL CLOCKS AND WATCHES . "	—	—	—	—	—	95,495	1,01,871	67,594	55,684	13,971
CORAL . Lbs.	15,766	22,757	14,181	4,703	41,409	24,345	81,009	13,975	11,742	10,217
CORDAGE AND ROPE OF VEGETABLE FIBRE (excluding JUTE AND COTTON) . Cwts.	1,012	1,083	1,982	1,626	1,013	93,358	99,573	1,77,061	1,41,353	70,017
Cork manufactures . "	406	359	155	..	8	12,561	3,346	3,217	5	206
CUTLERY . Value	—	—	—	—	—	2,567	120	1,448	1,765	2,847
DRUGS AND MEDICINES (excluding CHEMICALS AND NARCOTICS)—										
Camphor . Lbs.	..	11,100	63,091	255,100	479,100	..	18,103	89,716	4,82,300	6,49,318
Proprietary and Patent Medicines . Value	—	—	—	—	—	68,546	1,36,297	1,99,373	2,51,446	1,18,667
Other sorts of Drugs and Medicines . "	—	—	—	—	—	99,016	1,03,064	72,382	1,18,958	43,643
Total Drugs and Medicines . "	—	—	—	—	—	1,67,562	2,57,464	3,58,471	8,52,699	8,11,628
DYEING AND TANNING SUBSTANCES—										
Alizarine . Lbs.	154,900	37,262	..	113	..	93,802	21,470	..	153	..
Aniline . "	730,577	1,020,502	786,309	685,665	322,615	11,67,188	15,06,011	6,79,971	7,79,755	{5,17,276
Indigo, synthetic . Cwts.	82	259	284	309	—	13,965	41,378	41,235	46,100	—
Other sorts . Value	—	—	—	—	—	5,634	11,708	3,224	7,520	10,560
Total Dyeing and Tanning substances . "	—	—	—	—	—	12,80,589	15,79,597	7,24,430	{8,38,528	5,27,836
EARthenWARE AND PORCELAIN—										
Earthenware . Value	—	—	—	—	—	25,936	32,910	27,176	35,346	33,712
Porcelain . "	—	—	—	—	—	9,483	17,412	13,545	7,053	12,540
Total Earthenware and Porcelain . "	—	—	—	—	—	35,419	50,322	40,721	42,399	36,252
FRUITS AND VEGETABLES—										
Fresh fruits . Value	—	—	—	—	—	5,730	4,179	5,316	3,371	1,659
Fresh vegetables . "	—	—	—	—	—	9,10,070	11,09,891	14,25,134	13,15,751	9,57,251
Fruits and vegetables: dried, salted, or preserved not being canned or bottled—										
Almonds . Tons	2,269	2,150	3,367	2,576	829	18,23,077	14,51,072	23,24,006	14,50,321	5,13,850
Dates . "	..	6	5	36	25	..	1,300	1,360	4,260	2,780
Other sorts . "	1,799	538	—	185	898	3,02,060	1,45,959	70,470	59,783	1,66,736
Total Fruits and Vegetables . Value	—	—	—	—	—	30,49,846	27,12,401	38,26,336	28,33,436	16,42,246

No. 13—continued
 ITALY—continued
 IMPORTS THEREFROM—continued

ARTICLES	QUANTITY					VALUE				
	1927-28	1928-29	1929-30 ^(a)	1930-31	1931-32	1927-28	1928-29	1929-30	1930-31	1931-32
						R	R	R	R	R
FURNITURE AND CABINET-WARE—										
Furniture of wood other than bedsteads . . . Value	—	—	—	—	—	15,338	15,393	24,237	31,600	11,974
Furniture of other materials (other than bedsteads) . . . "	—	—	—	—	—	2,830	31,886	6,996	41,711	2,424
Mouldings . . . "	—	—	—	—	—	77,139	1,66,595	1,61,966	1,19,545	64,576
GLASS AND GLASSWARE—										
Bangles . . . "	—	—	—	—	—	26,550	12,121	27,970	36,763	14,223
Beads and false pearls Cwts.	9,340	4,986	12,477	4,778	4,908	5,13,096	4,85,671	5,57,392	1,99,871	1,86,384
Bottles and Phials Gross	408	17	10	..	3	5,227	452	535	..	49
Funnels, globes, and glass parts of lamps . Value	—	—	—	—	—	7,323	6,145	2,975	3,718	7,769
Other glassware . . . "	—	—	—	—	—	42,319	23,350	22,863	33,098	41,520
Total Glass and Glassware ..	—	—	—	—	—	5,94,515	5,27,719	6,11,685	2,73,389	2,48,945
GLUE . . . Cwts.										
	415	120	155	72	66	10,691	3,821	5,634	2,801	2,399
GUMS AND RESINS . . . "										
	142	278	16	38	2	21,016	14,254	2,924	956	108
HARDWARE, excluding CUTLERY AND ELECTROPLATED WARE—										
Domestic hardware, other than enamelled ironware . Value	—	—	—	—	—	2,935	8,811	12,175	5,316	2,619
Enamelled iron ware . . . "	—	—	—	—	—	48,165	32,323	18,634	6,256	11,792
Implements and tools other than agricultural implements and machine tools . . . "	—	—	—	—	—	33,775	39,973	30,142	44,490	66,879
Lamps, metal . . . No.	904	5,889	6,194	7,446	4,152	4,931	3,574	5,325	5,322	5,016
Safes and strong boxes of metal . . . "	123	64	17	2	3	16,536	10,292	3,137	379	430
Other sorts . . . Value	—	—	—	—	—	3,20,120	3,44,280	3,76,812	2,71,063	1,84,150
Total Hardware, etc. . . "	—	—	—	—	—	3,26,512	4,44,747	4,46,225	3,32,536	2,70,886
HOPS . . . Cwts.										
	..	70	51	50	9,472	3,680	2,638	..
INSTRUMENTS, APPARATUS, AND APPLIANCES, AND PARTS THEREOF—										
Electrical including telegraph and telephone apparatus not being machinery—										
Electric fans and parts thereof . . . Value	—	—	—	—	—	7,59,642	10,33,865	12,08,263	6,83,640	4,13,065
Electric wire and cables . . . "	—	—	—	—	—	6,644	7,875	610	11,500	5,453
Electric lamps and parts thereof—										
Electric glow lamps (a) No.	46,657	220,126	—	—	—	24,096	1,23,179	—	—	—
Standard lighting lamps (b) ..	—	—	105,676	33,143	—	—	—	1,06,239	37,472	—
Gas filled electric bulbs (b) ..	—	—	—	—	10,488	—	—	—	—	13,674
Vacuum electric bulbs (b) ..	—	—	—	—	23,102	—	—	—	—	11,421
Electric bulbs for automobiles (b) . . . "	—	—	—	—	3,335	—	—	—	—	1,543
Electric bulbs for torches (b) . . . "	—	—	—	—	3,620	—	—	—	—	1,781
Electric lamps, other sorts . . . "	16	168	352	190	1,409	55	4,185	1,119	8,062	4,176
Parts and accessories of electric lamps . Value	—	—	—	—	—	373	6,823	54,157	60,937	12,232
Other sorts . . . "	—	—	—	—	—	24,643	29,566	24,323	60,106	60,503
Total Instruments, Electrical, etc. . . "	—	—	—	—	—	8,45,453	12,10,498	13,94,751	8,61,717	5,23,893

(a) Shown under the following heads from 1929-30,
 (b) Separately recorded from 1931-32.

No. 13—continued
ITALY—continued
IMPORTS THEREFROM—continued

ARTICLES	QUANTITY					VALUE				
	1927-28	1928-29	1929-30	1930-31	1931-32	1927-28	1928-29	1929-30	1930-31	1931-32
INSTRUMENTS, APPARATUS AND APPLIANCES, AND PARTS THEREOF—contd.						R	R	R	R	R
Musical—										
Organs and Harmoniums, complete No.	3	2	3	2	2	697	92	13,165	924	754
Talking machines and accessories— Value	—	—	—	—	—	1,742	10,167	10,592	10,316	10,021
Other sorts including parts of musical instruments "	—	—	—	—	—	5,042	14,469	17,947	11,507	11,683
Total Musical Instruments "	—	—	—	—	—	7,481	24,728	46,704	22,747	31,458
Optical "	—	—	—	—	—	4,438	6,426	673	692	33
Photographic—										
Cinematograph films—										
*Raw films i.e., blank films on which no picture has been im-										
pressed Length in feet	80,841	43,901	29,261	1,152,830	472,984	4,228	1,801	1,112	33,924	10,539
*Exposed films "	226,677	15,126	77,869	84,614	21,163	56,713	5,608	20,139	22,207	6,103
*Total Cinematograph films	256,918	59,027	107,130	1,237,444	494,147	60,939	6,909	21,251	56,221	16,642
Photographic, other than Cinematograph films—										
Scientific and philosophical Value	—	—	—	—	—	6,983	29,096	15,909	2,833	1,070
Surgical "	—	—	—	—	—	3,065	36,376	11,235	6,038	5,080
Other kinds "	—	—	—	—	—	24,705	13,467	13,293	9,568	19,554
Total Instruments, Apparatus, and Appliances, and parts thereof "	—	—	—	—	—	9,09,264	13,33,159	15,14,315	9,65,772	6,10,224
JEWELLERY (excluding IMITATION JEWELLERY AND PREGIOUS STONES AND PEARLS, UNSET, ALSO PLATE OF GOLD AND SILVER)—										
Jewellery "	—	—	—	—	—	2,913	350	7,269	1,123	2,691
Plate of gold and silver "	—	—	—	—	—	2,964	1,560	..	9,272	11,486
Total Jewellery "	—	—	—	—	—	5,877	1,910	7,269	10,400	14,177
LEATHER "	—	—	—	—	—	44,044	23,345	12,623	7,053	54,467
LIQUORS, including DENATURED AND PERFUMED SPIRITS—										
Ale, beer and portar Liquid	4,767	2,541	3,313	1,393	6,460	11,743	5,813	8,003	2,337	13,953
Spirit present in drugs, medicines, or chemicals "	1,767	1,594	2,043	1,290	843	37,639	20,352	33,947	25,334	16,933
Other sorts "	439	310	551	695	393	11,673	3,124	10,134	11,013	5,901
Total Spirit "	2,206	1,904	2,594	1,984	1,246	49,317	37,976	49,981	36,347	22,339
Wines—										
Still red wines other than port "	2,344	3,751	3,112	2,517	1,191	16,549	23,962	19,511	20,233	3,166
Still white wines other than sherry madeira and marsala "	1,202	1,353	533	233	299	10,762	10,709	3,043	2,900	1,339
Other sorts, including Vermont and Ginger wine "	41,247	42,472	37,706	36,797	19,633	2,52,103	2,66,437	2,22,205	2,18,116	1,22,392
Total Wines "	45,383	47,606	41,404	39,552	23,170	2,79,414	3,01,108	2,44,759	2,41,364	1,32,397
Total Liquors "	52,356	52,051	47,311	42,934	30,376	3,40,474	3,44,397	3,01,648	2,81,097	1,69,194
MACHINERY AND MILLWORK—										
Prime-movers (other than electrical)—										
Locomotives (including those for railways)—										
Railway locomotive Engines, tenders and parts thereof (a) Value	—	—	—	—	—	—	3,63,063	20,784	1,01,779	2,71,419
Other than Locomotives—										
Gas Engines No.	..	12	..	2	33,400	..	178	..
Oil Engines "	25	26	24	13	22	4,94,130	3,64,003	1,57,795	1,32,303	1,36,752
Parts of Oil Engines Value	—	—	—	—	—	17,204	46,901	1,00,162	1,72,692	1,53,756
Steam Engines No.	..	2	2	2	4,537	30,330	66,711	..
Parts of Steam Engines Value	—	—	—	—	—	4,763	35,222	7,691	1,107	4,053
Other sorts "	—	—	—	—	—	29,516
Total Prime-movers (other than electrical) "	—	—	—	—	—	5,16,147	3,98,031	3,17,312	4,74,773	4,95,500
Electrical machinery of all kinds not including instruments, apparatus, appliances and parts thereof—										
Control and Switch gear "	—	—	—	—	—	7,529	6,579	6,533	4,333	3,534
Generators, alternators, and dynamos "	—	—	—	—	—	22,322	53,533	16,362	29,106	21,307
Motors "	—	—	—	—	—	13,523	19,673	54,330	39,253	16,743
Transformers "	—	—	—	—	—	16,337	5,444	23,003	13,334	20,404
Turbo-generating sets "	—	—	—	—	—	3,023	..	1,06,935	6,367	17,732
Other kinds "	—	—	—	—	—	73,225	24,091	2,32,690	33,642	31,357
Total Electrical Machinery of all kinds "	—	—	—	—	—	1,46,762	1,09,330	4,45,403	1,19,633	1,64,627

(a) For previous years' figures see "Railway Plant and Rolling Stock".
*Inclusive of imports by postal packets referred to Collectors of Customs for assessment.

No. 13—continued

ITALY—continued

IMPORTS THEREFROM—continued

ARTICLES	QUANTITY					VALUE				
	1927-28	1928-29	1929-30	1930-31	1931-32	1927-28	1928-29	1929-30	1930-31	1931-32
MACHINERY AND MILLWORK—contd.										
Machinery, not being prime-movers or electrical machinery—						R	R	R	R	R
Bollers Value	—	—	—	—	—	805	34,284	1,041	13,068	2,327
Metal working machinery ..	—	—	—	—	—	3,185	6,600	15,066	22,061	4,626
Oil crushing and Refining Machinery ..	—	—	—	—	—	11,258	15,447	20,440
Rice and flour mill machinery ..	—	—	—	—	—	12,083	34,351	27,259	47,060	13,691
Textile machinery—										
Cotton—										
Bleaching and Dyeing machinery ..	—	—	—	—	—	10,795	9,781	..	2,024	100
Spinning machinery ..	—	—	—	—	—	20,135	70,571	49,655	45,880	39,842
Weaving "	—	—	—	—	—	62,213	36,729	25,545	51,358	1,54,718
Other sorts "	—	—	—	—	—	12,937	25,514	4,118	83	..
Jute machinery ..	—	—	—	—	—	..	1,077	732	23,417	2,665
Shuttles (excluding those for sewing machines) ..	—	—	—	—	—	1,85,342	94,083	52,718	1,10,394	1,05,372
Wool machinery ..	—	—	—	—	—	18,292
Other sorts "	—	—	—	—	—	8,467	18,054	10,918	10,586	23,707
Total Textile Machinery ..	—	—	—	—	—	2,80,369	2,55,609	1,78,978	2,42,692	3,31,299
Typewriters and parts thereof "	—	—	—	—	—	1,793	1,571	10,238	27,449	10,229
Others "	—	—	—	—	—	3,18,472	3,23,689	5,27,413	5,00,995	2,90,195
Total Machinery and Millwork "	—	—	—	—	—	12,79,136	16,63,605	15,38,918	15,24,289	13,32,934
MANURES—										
Nitrogenous—										
Nitrate of Soda . . . Tons	333	100	225	45,141	14,086	30,417	..	81,572
Others (a) "	—	—	—	—	900
Phosphatic "	2,803	3,183	2,102	821	21	3,82,116	4,03,685	2,62,540	76,652	1,087
Compounds—										
Fish manures "	..	396	11	82,986	854
Total Manures "	3,136	3,679	2,338	821	921	4,30,257	4,55,707	2,93,311	76,652	82,659
MATCHES—										
Safety .. . gross of boxes	2,250	5,000	..	2	..	1,060	3,420	..	477	..
METALS AND ORES—										
Aluminium—										
Unwrought .. . Cwts.	1,934	599	99	1,37,527	37,425	6,186
Wrought—										
Circles "	3,817	..	1,890	..	89	4,03,500	..	1,00,992	..	5,653
Sheets "	104	13	90	10,899	1,731	5,809
Other manufactures ..	441	135	465	130	220	42,897	17,689	38,496	24,073	33,433
Total Aluminium ..	6,296	747	2,044	130	309	5,94,823	56,745	1,51,573	24,073	39,136
Brass, Bronze, and similar alloys and manufactures thereof—										
Wrought—										
Mixed or yellow metal, for sheathing ..	101	150	..	215	5,415	6,780	10,538	..	14,764	1,77,890
Sheets "	31	97	60	76	..	2,369	7,350	4,296	5,017	..
Wire "	13	86	528	335	256	912	4,778	23,608	17,564	10,699
Other sorts "	198	43	2	12	133	10,000	3,345	1,957	1,264	8,419
Total of Brass, Bronze, etc. ..	343	376	590	639	5,804	20,061	26,011	35,061	28,609	1,97,008
Copper (excluding Ore) ..	97	..	7	10	61	10,312	..	370	1,107	1,898
Ferro Alloys (c) .. . Tons	—	—	—	549	40	—	—	—	1,43,780	10,163
German silver (including nickel silver) .. Cwts.	1,004	6,877	5,007	4,509	4,296	1,15,821	5,60,216	4,27,732	3,85,396	2,75,562
Iron—										
Pig Tons	425	510	548	1,15,639	1,49,778	1,52,722
Steel—										
Bars, other than cast steel ..	191	46	15	32	10	19,195	13,686	10,768	19,767	9,633
Cast—										
Tool Steel—										
High speed "	7	2	13,817	6,567	670
Carbon "	..	16	4	1	..	50	11,575	1,866	672	38
Cast Steel bars "	..	9	10,844	99	118	671
Iron or Steel—										
Bolts and Nuts "	44	13	24	27	25	13,764	6,384	10,062	10,314	8,007
Fencing materials (including fencing wire) ..	241	157	362	81	180	50,321	32,447	90,233	14,992	23,195
Hoops and strips "	..	5	13	..	3,235	17,349
Screws—										
Screws (wood) "	19	6	43	62	38	13,647	3,018	25,581	33,701	21,993
Metal Thread Screws ..	6	13	12	2	..	3,760	8,687	6,230	698	..
Sleepers and Keys of steel or iron (b) ..	—	..	135	28,043
Wire nails "	419	368	212	199	26	75,128	59,844	35,022	26,423	4,000
Wire rope (black) "	1	..	20	15	1	747	..	13,523	8,190	592
Wire, other than fencing wire "	277	241	359	212	205	39,754	23,730	56,932	35,216	23,764
Other manufactures ..	87	69	37	100	57	23,503	27,085	9,629	29,536	19,694
Total Iron or Steel ..	1,094	877	1,204	638	545	2,25,684	1,79,389	2,76,133	1,59,075	1,23,564

(a) Separately recorded from 1931-32.
(b) Shown under the head from 1928-29.
(c) Separately recorded from 1930-31.

No. 13—continued
 ITALY—continued
 IMPORTS THEREFROM—continued

ARTICLES	QUANTITY					VALUE				
	1927-28	1928-29	1929-30	1930-31	1931-32	1927-28	1928-29	1929-30	1930-31	1931-32
METALS AND ORES—contd.						R	R	R	R	R
Quicksilver . . . Lbs.	123,298	151,690	105,791	121,598	160,683	4,49,080	5,42,227	4,40,155	5,11,129	6,53,107
Others . . . Tons	82	107	621	68	89	42,127	74,825	2,48,199	69,248	42,458
Total Metals (excluding Ores) "	2,234	2,083	2,522	1,632	1,279	15,92,342	16,25,296	17,58,495	13,35,268	13,59,158
Mica . . . Cwts.	1	39	800	12,964
OILS—										
Essential . . . Gals.	475	366	475	747	692	49,787	34,452	43,727	33,347	22,387
Mineral . . . "	100,345	29,822	516	1,391	387	69,771	31,221	1,557	8,398	564
Mineral grease, including petroleum jelly (b) . lbs.	—	—	—	—	9,678	—	—	—	—	2,399
Vegetable, non-essential Gals.	1,335	536	317	2,434	3,122	12,940	3,192	2,713	11,542	12,690
Total Oils (c) . . Value	102,155	30,724	1,308	4,622	—	1,25,498	68,865	47,997	46,277	38,040
OIL CLOTH AND FLOOR CLOTH Sq. yds.	..	10,008	27,078	10,633	1,814	..	9,744	29,191	8,319	1,593
PAINTS AND PAINTERS' MATERIALS—										
Paints and colours—										
Barytes . . . Cwts.	4,449	4,790	6,255	4,677	7,020	16,587	16,581	20,914	14,468	22,682
Red Lead—										
Genuine dry . . . "	8,523	6,517	1,379	4,394	4,502	2,42,270	1,28,704	30,108	83,085	76,344
White Lead—										
Genuine dry . . . "	4,982	4,259	4,801	1,036	1,837	1,26,080	93,569	1,15,980	23,001	35,424
Other sorts—										
Coloured dry (a) . . . "	—	—	—	3,810	2,166	—	—	—	23,487	31,963
Coloured moist (a) . . . "	—	—	—	106	1,018	—	—	—	6,644	25,992
Other kinds of paints . Value	—	—	—	—	—	29,056	24,135	26,359	7,707	..
Painters' materials . . . "	—	—	—	—	—	25,136	20,166	20,615	29,776	22,768
Total Paints and Painters' Materials . . . "	—	—	—	—	—	4,52,129	2,83,155	2,13,976	1,93,143	2,15,673
PAPER AND PASTEBOARD—										
Paper—										
Packing paper . . . Cwts.	4,944	4,651	5,453	1,386	2,200	74,868	70,407	30,957	25,661	45,678
Printing paper—										
News printing . . . "	27,241	25,940	12,450	13,247	14,948	3,11,834	3,02,614	1,55,655	1,41,494	1,40,283
Other sorts . . . "	5,205	8,343	11,459	5,077	4,327	90,814	1,44,140	2,14,223	99,208	79,921
Writing paper and envelopes—										
Writing paper in large sheets . . . "	7,053	1,480	1,204	419	576	1,42,876	33,777	27,941	10,769	14,553
Other kinds of Paper . . . "	2,564	627	646	181	1,120	35,298	23,617	33,576	19,200	43,048
Paper Manufactures . . . "	18	25	49	848	1,287	317	2,023	3,526	12,777	15,747
Paste-board, Millboard and Cardboard . . . "	1,073	235	658	249	1,158	13,078	4,993	3,152	3,180	13,622
Total Paper and Pasteboard . . . "	48,098	41,306	31,919	21,457	25,616	6,69,680	5,81,577	5,24,035	3,12,349	3,52,852
PAPER-MAKING MATERIALS—										
Pulp of wood . . . "	16,921	5,394	1,79,174	51,968
PLANTS, LIVING (including bulbs and seeds for sowing) . Value	—	—	—	—	—	27,487	35,069	7,355	269	2,155

(a) Separately recorded from 1930-31.
 (b) " " " 1931-32.
 (c) Quantity not shown from 1931-32.

No. 13—continued

ITALY—continued

IMPORTS THEREFROM—continued

ARTICLES	QUANTITY					VALUE				
	1927-28	1928-29	1929-30	1930-31	1931-32	1927-28	1928-29	1929-30	1930-31	1931-32
PRINTING AND LITHO- GRAPHING MACHINERY AND MATERIALS (ex- cluding PAPER) . . . Value	—	—	—	—	—	R 1,05,528	R 9,128	R 6,895	R 8,151	R 10,643
PROVISIONS AND OILMAN'S STORES— Canned and bottled provisions . . . Cwts.	1,074	1,087	2,177	3,305	3,990	90,249	1,30,824	1,16,074	1,47,254	1,28,274
Cheese "	129	146	180	94	112	17,179	16,518	19,638	10,874	11,936
Confectionery . . . "	141	236	206	189	178	26,092	29,010	25,130	22,158	19,682
Farinaceous and patent foods, Milk, condensed and preserved (including milk cream) . . . "	133	384	257	64	139	4,370	13,801	7,982	1,724	4,153
Other sorts of provi- sions . . . Value	—	—	—	—	—	20,931	24,010	46,402	29,024	49,885
Total Provisions and Oilman's stores . . . "	—	—	—	—	—	2,43,444	3,29,357	2,80,403	2,82,596	5,31,852
RAILWAY PLANT AND ROLLING STOCK—(a) Carriages and parts thereof . . . Tons	—	—	—	—	—	1,04,648	—	—	—	—
Materials for construction and other kinds . . . Tons	513	—	—	—	—	1,34,912	—	—	—	—
Total Railway Plant . . Value	—	—	—	—	—	2,39,560	—	—	—	—
RUBBER— Manufactures— Pneumatic motor covers No.	27,174	45,445	49,114	23,004	30,416	8,94,143	17,00,461	21,40,917	13,42,559	12,46,039
Pneumatic motor tubes . . . "	1,714	2,377	16,225	4,222	3,561	12,721	18,237	1,05,446	3,415	23,249
Pneumatic motor cycle covers "	10	1,182	187	282	483	137	34,483	2,716	3,498	5,757
Pneumatic cycle covers . . . "	31,586	96,072	38,737	132,065	234,063	58,275	2,53,908	69,948	2,15,863	3,57,755
Pneumatic cycle tubes . . . "	9,590	1,557	800	24,175	21,019	11,205	2,515	852	35,300	13,401
Solid rubber tyres for motor vehicles . . . "	144	93	110	25	20	13,813	9,344	9,166	2,187	1,621
Other manufactures, except apparel, boots, and shoes . . . Value	—	—	—	—	—	57,235	22,624	33,589	13,676	28,920
Total Rubber manu- factures "	—	—	—	—	—	10,52,529	20,40,572	23,62,134	16,47,410	16,76,742
SMOKERS' REQUISITES (ex- cluding TOBACCO) . . . "	—	—	—	—	—	1,50,287	1,42,956	1,14,823	69,400	22,784
SOAP Cwts.	458	136	540	443	233	12,486	7,467	12,341	13,113	5,715
STATIONERY (excluding PAPER)— Pencils (excluding slate pencils) . . . dozen	6,295	5,540	1,013	14,409	3,346	3,331	2,652	667	4,593	2,168
Other sorts . . . Value	—	—	—	—	—	1,20,612	34,161	45,985	47,554	1,17,002
Total Stationery . . . "	—	—	—	—	—	1,23,943	36,713	46,652	52,147	1,19,170
STONE AND MARBLE— Stone and marble . . . Tons	1,861	1,656	2,457	2,227	2,344	2,80,753	2,54,176	3,33,175	2,57,585	2,50,257
Articles of Stone and Marble "	487	70	118	105	42	81,508	27,127	31,180	52,071	11,911
Total Stone and Marble . . . "	2,328	1,726	2,575	2,332	2,386	3,62,261	2,81,303	3,64,355	3,09,656	2,62,168
SUGAR— Sugar 15 D. S. and below . . . "	1	324
Beet Sugar "	162	..	25	34,500	..	4,008
TMA-SHETS, ENTIRE OR IN SECTIONS . . . Value	—	—	—	—	—	20,745	11,547
TEXTILES— Cotton— Raw Tons	..	10	1,350	675	5	..	9,500	16,61,052	6,70,586	3,759
Manufactures— Twist and yarn— Grey Nos. 31 to 40 . . . Lbs.	4,500	65,700	347,114	23,000	..	5,359	73,174	3,55,243	19,571	..
.. Nos. 41 to 50 . . . "	18,000	5,000	23,568	8,292
.. Twofolds (doubles) . . . "	40,500	430,639	1,665,277	12,360	127,600	41,213	5,23,819	7,52,984	10,896	1,08,115
Total Grey "	63,000	501,339	1,012,391	34,360	127,600	70,740	6,05,285	11,15,227	30,467	1,08,115

IMPORTS THEREFROM—continued

ARTICLES	QUANTITY					VALUE				
	1927-28	1928-29	1929-30	1930-31	1931-32	1927-28	1928-29	1929-30	1930-31	1931-32
						R	R	R	R	R
TEXTILES—continued										
Cotton—continued										
Manufactures—continued										
Twist and Yarn—continued										
White (Bleached) . Lbs.	..	24,026	29,542	3,682	4,189	..	32,111	36,849	4,098	3,939
Coloured—										
Nos. 26 to 30 . "	5,727	..	3,200	800	..	6,744	..	4,084	970	..
Nos. 31 to 40 . "	317,449	284,975	357,855	13,100	10,000	3,99,482	3,86,182	4,65,447	17,119	10,000
Nos. 41 to 50 . "	20,800	27,899
Above No. 50 . "	33,590	..	400	12,000	..	81,722	..	876	24,000	..
Twofolds (Doubles) "	4,400	..	3,880	8	..	5,922	..	5,711	5	..
Total Coloured . "	362,166	284,975	386,085	25,908	10,000	4,98,371	3,86,182	5,03,467	42,094	10,000
Others . . . "	..	787	822	40	700	..	1,055	980	89	594
Total Twist and Yarn . "	425,256	311,127	1,428,840	64,485	142,489	5,64,611	10,24,698	18,56,528	76,748	1,22,698
Blankets . . . "	112,408	25,362	405,477	469,600	49,239	90,127	16,938	2,36,881	2,63,768	20,047
Canvas . . . Yards	308,784	516,038	227,500	299,145	34,349	50,847	82,626	34,883	38,765	3,677
Handkerchiefs and Shawls in the piece—Shawls . . . No.	48,526	39,362	42,387	46,429	..	94,324	64,744	80,966	83,612	..
Hosiery—										
Stockings and socks Dozen pairs.	12,972	16,347	24,600	11,728	4,589	39,966	48,756	68,004	24,305	9,752
Underwear . . . Doz.	5,278	732	1,250	1,182	308	18,957	3,764	9,549	4,832	2,382
Other sorts . . . Value	—	—	—	—	—	4,021	2,801	12,074	1,394	306
Total Hosiery . . . "	—	—	—	—	—	62,944	55,321	89,627	31,031	12,440
Lace and patent net . Yards	15,687	34,940	6,638	26,607	6,898	15,126	17,086	4,490	13,544	3,984
Piecegoods—										
Grey (unbleached) plain grey . . . "	49,129	10,579	358,796	300,840	4,812	14,571	3,514	90,329	61,892	1,116
White (Bleached)—										
Checks, spots and stripes . . . "	197,113	131,511	329,881	7,200	..	63,336	39,339	79,014	1,799	..
Drills and Jeans . . . "	24,150	2,540	43,033	..	11	9,054	1,064	17,678	..	18
Jaconet, Madapolams, Cambrics and Muslins . . . "	652,773	382,224	593,566	319,904	1,011,441	2,97,935	1,84,013	2,29,087	1,25,735	2,27,582
Lawns "	80,274	127,792	99,999	57,396	123,831	41,447	49,889	52,962	21,224	49,505
Longcloth and shirtings . . . "	177,460	350,304	287,224	376,821	45,791	54,187	1,12,554	91,295	92,045	10,684
Nainsooks "	24,926	56,611	276,648	9,727	15,669	57,821
Sheetings "	93,471	30,249
Unspecified descriptions . . . "	535,820	394,030	262,848	38,941	8,595	2,39,090	1,47,699	79,294	12,873	7,304
Total White (bleached) . . . "	1,692,016	1,445,018	1,991,670	800,262	1,194,669	7,14,776	5,50,227	6,37,430	3,53,676	2,95,093
Coloured, printed or dyed—										
Printed goods—										
Cambrics "	5,417	71,979	47,872	..	21,638	2,130	40,842	14,160	..	4,171
Checks, spots and stripes . . . "	25,608	30,781	2,392	12,402	29,167	1,157
Drills and Jeans . . . "	89,170	66,997	22,119	15,185
Flannels and Flannel-ettes . . . "	6,845,466	8,795,070	2,314,407	602,361	822,556	17,90,475	21,85,311	5,69,580	1,19,240	1,46,758
Lungis "	50,980	153,432	14,558	22,385
Prints and chintz . . . "	1,600,478	2,589,721	1,274,097	524,781	207,344	4,08,987	5,83,251	2,93,216	98,423	46,622
Sateens "	16,025	55,609	6,029	14,804
Shirtings "	659,499	604,066	422,179	117,649	156,681	1,72,038	1,76,940	1,14,137	26,116	31,263
Tweeds "	6,216,996	10,496,294	7,520,429	2,346,179	2,590,481	15,57,332	25,37,769	17,40,050	4,36,349	4,59,617
Unspecified descriptions . . . "	430,502	752,973	74,461	103,265	22,743	1,07,998	1,86,811	21,627	18,134	7,346
Total Printed goods . . . "	15,940,131	23,463,490	11,655,837	3,694,255	4,034,825	40,94,068	57,70,080	27,53,927	6,93,282	7,18,663

No. 13—continued

ITALY—continued

IMPORTS THEREFROM—continued

ARTICLES	QUANTITY					VALUE				
	1927-28	1928-29	1929-30	1930-31	1931-32	1927-28	1928-29	1929-30	1930-31	1931-32
TEXTILES—continued										
Cotton—continued										
Manufactures—continued										
Coloured, printed or dyed—continued										
Dyed goods—										
Cambrics . . . Yards	481,728	265,420	356,827	58,167	381,853	2,32,487	1,43,758	1,71,669	10,994	1,59,227
Checks, spots, and stripes . . . "	182,656	79,631	107,580	19,236	62,975	89,220	48,384	67,871	7,610	44,224
Drills and Jeans . . . "	45,009	54,505	107,998	2,132	..	10,541	17,904	42,191	1,188	..
Flannel and Flannelettes . . . "	224,998	1,744,929	384,672	258,189	29,693	87,135	5,59,054	1,23,777	55,141	6,634
Italian cloth and satens . . . "	500,718	786,935	1,001,891	755,511	938,950	2,69,665	3,91,587	4,75,115	2,55,980	2,82,589
Prints and chintz . . . "	68,948	26,112
Shirtings "	481,771	347,856	258,182	86,580	83,018	1,64,550	1,39,999	84,938	7,215	9,798
Twills "	812,663	1,664,214	1,907,921	1,357,684	1,495,111	4,36,612	8,33,704	8,97,658	6,08,010	4,74,785
Unspecified descriptions "	345,737	793,311	388,905	388,591	510,448	2,01,755	3,62,115	1,76,627	1,58,256	1,66,511
Total Dyed goods "	3,094,217	5,736,610	4,508,423	2,826,040	3,402,243	15,24,077	24,97,105	20,39,846	11,13,344	11,43,768
Woven coloured goods—										
Cambrics . . . Yards	135,788	31,569	187,627	13,940	3,987	53,822	29,246	77,660	11,661	2,407
Checks, spots and stripes "	40,720	125,880	210,146	167,170	44,938	19,172	71,990	1,01,140	67,283	11,621
Coatings and trouserings "	2,762,100	3,414,775	2,351,894	1,089,420	1,233,183	15,95,988	23,02,698	16,04,720	5,99,811	4,54,518
Drills and Jeans "	62,636	214,438	277,559	..	39,761	22,393	84,424	1,05,926	..	6,912
Flannel and Flannelettes "	422,398	730,271	849,946	174,613	708,460	1,50,048	2,31,937	2,56,925	40,641	1,47,749
Shirtings "	545,938	844,633	1,531,898	540,112	452,343	2,02,984	3,13,094	4,95,891	1,75,711	1,04,091
Twills "	89,766	72,840	27,368	2,214	..	54,750	36,947	9,848	876	..
Velvet and Velveteens "	59,408	76,015	32,207	15,089	7,620	31,847	56,600	19,966	7,068	5,403
Unspecified descriptions "	1,409,786	1,401,511	1,362,452	235,915	6,102	7,67,824	8,44,970	7,87,209	1,04,900	3,272
Total Woven coloured goods "	5,528,379	6,911,932	6,880,652	2,229,478	2,437,889	28,95,828	39,71,908	34,57,880	10,07,971	7,35,978
Total Coloured, printed or dyed "	24,502,727	36,112,032	22,989,915	3,749,773	9,924,457	85,13,973	1,22,89,091	82,51,653	28,14,577	25,98,403
Fents of all description* "	34,458	33,205	96,860	10,956	14,788	39,517
Fents not more than 9 yards length "	43,141	54,626	13,367	11,697
Others "	16,119	2,541	4,320	658
Other sorts of manufactures Value	43,477	1,04,687	1,00,236	98,638	2,05,621
Total Cotton manufactures (including twist and yarn) "	1,01,75,742	1,41,73,053	1,12,22,035	37,52,838	33,11,603
Flax—										
Canvas . . . Yards	..	10,015	8,884	5,025	4,484	..	9,835	5,994	6,165	5,415
Other sorts . . . Value	8,679	8,976	11,608	5,586	3,701
Haberdashery and Millinery—										
Lace and embroidery "	3,77,684	5,57,337	3,93,977	5,22,327	5,96,457
Other sorts "	4,50,709	6,46,864	5,43,460	3,95,948	2,55,412
Hemp—										
Manufactures—Cloth Yards	6,683	3,196	7,604	9,458	..	8,612	1,694	10,701	12,569	..
Other sorts Value	1,09,044	56,928	48,692	55,484	19,077
Jute—										
Gunny cloth . . . Yards	23	326,875	138	26	36,703	299
Silk—										
Raw Lbs.	11,035	118,499	29,340	41,707	4,83,440	1,13,516
Waste "	1,323	4,580
Manufactures—										
Silk yarn, nolls, and warps "	406,160	332,095	730,333	432,264	621,997	20,13,332	34,45,090	29,57,488	15,95,162	19,21,649
Goods of silk mixed with other materials Yards	261,273	314,056	89,568	39,002	30,924	2,98,027	3,71,320	70,096	50,492	32,332
Piece-goods "	13,558	19,203	13,877	9,292	837	22,064	22,613	26,079	15,334	1,147
Thread, sewing . . . Lbs.	1	10
Other sorts "	4,505	306	2	433	22	12,189	1,203	53	2,584	376
Total Silk manufactures (including silk yarn, etc.) Value	23,45,652	38,40,231	30,53,716	16,63,572	19,55,514

* Subdivided from 1930-31.

No. 13—continued
ITALY—continued
IMPORTS THEREFROM—concluded

ARTICLES	QUANTITY					VALUE				
	1927-28	1928-29	1929-30	1930-31	1931-32	1927-28	1928-29	1929-30	1930-31	1931-32
TEXTILES—concluded						R	R	R	R	R
Wool—										
Yarn and knitting wool (b) . . . Lbs.	26,411	202	—	—	—	58,976	386	—	—	—
Worsted yarn for weaving . . . "	—	—	397	—	—	1,303
Knitting wool (c) . . . "	—	—	1,008	859	375	—	—	3,094	2,731	1,101
Manufactures—										
Blankets and rugs other than floor rugs . . . "	524,809	3,956,950	4,160,107	3,336,095	1,990,024	7,98,679	51,31,501	44,87,843	33,34,353	15,92,451
Carpets and floor rugs . . . "	2,508,650	13,593	355,740	12,196	9,266	34,66,227	27,985	3,69,983	10,785	6,831
Hosiery . . . "	7,018	2,415	2,048	261	1,002	37,439	11,552	6,748	1,579	4,831
Piece-goods . . . Yards	3,871,715	2,655,200	2,129,390	2,017,031	1,385,838	36,99,987	31,05,250	29,31,205	25,30,306	15,16,208
Shawls . . . No.	320,409	365,662	186,839	129,869	40,574	6,87,314	7,78,285	3,91,029	3,12,348	75,261
Other sorts . . . Value	—	—	—	—	—	12,322	31,356	59,589	33,123	5,011
Total Woolen manufactures (including yarn and knitting wool) . . . "	—	—	—	—	—	87,60,943	90,86,315	83,00,794	62,25,725	32,01,711
Artificial silk—										
Artificial silk yarn . . . Lbs.	3,431,879	3,637,717	3,482,784	4,519,307	3,899,354	66,23,519	61,03,645	45,80,655	50,60,263	41,29,374
Piece-goods of cotton and artificial silk* Yards	16,021,907	17,806,276	11,472,585	5,574,976	—	91,30,835	92,64,169	51,17,513	19,64,195	—
Piece-goods made entirely of artificial silk (d) . . . "	—	—	—	101,593	346, 7	—	—	—	59,715	1,27,031
Piece-goods made of cotton and artificial silk (e) . . . "	—	—	—	2,245,704	4,865,722	—	—	—	7,06,246	14,76,751
Other sorts . . . Value	—	—	—	—	—	22,455	54,876	61,318	35,162	70,361
Other Textiles—										
Manufactured . . . "	—	—	—	—	—	..	1,937	..	6,152	2,90,481
TOILET REQUISITES (NOT SPECIFIED ELSEWHERE) . . . "	—	—	—	—	—	1,97,345	2,10,346	2,17,972	1,37,179	68,980
TOYS AND REQUISITES FOR GAMES . . . "	—	—	—	—	—	11,292	8,059	7,111	4,941	5,760
UMBRELLAS AND UMBRELLA FITTINGS . . . "	—	—	—	—	—	10,742	56,230	5,425	61,353	1,56,330
VEHICLES, excluding LOCOMOTIVES, ETC., FOR RAILWAYS—										
Mechanically propelled vehicles (excluding railway locomotives and tractors)—										
Carriages, Wagons and parts for Railways (a) Value	—	—	—	—	—	—	96,033	31,507	1,33,145	1,26,744
Motor cars (including taxi cabs) . . . No.	1,367	967	1,150	917	510	34,47,983	22,33,468	26,40,906	19,41,630	10,47,177
Motor cycles (including scooters) . . . "	1	..	1	1	2	700	..	255	1,110	370
Motor Omnibuses—										
Imported with bodies . . . "	45	57	1	1	..	32,704	3,10,010	1,693	1,385	..
Chassis . . . "	162	30	8	9	10	2,42,344	41,294	6,973	17,262	15,664
Parts of mechanically propelled vehicles and accessories other than of aircrafts (excluding rubber tyres) . . . Value	—	—	—	—	—	1,60,350	1,56,606	1,73,652	2,59,171	2,84,602
Total of Mechanically propelled Vehicles, etc. . . . "	—	—	—	—	—	30,34,081	28,47,127	28,54,855	23,53,703	14,74,557
Other kinds . . . "	—	—	—	—	—	10,276	8,893	4,616	2,170	27,346
Total Vehicles (including locomotives, etc., for railways) . . . "	—	—	—	—	—	39,44,357	28,56,020	28,59,501	23,55,873	15,01,903
WOOD AND TIMBER—										
Deal and Pine wood Cubic ton	714	454	133	270	169	68,154	37,600	10,591	21,330	11,123
Other kinds of wood and timber . . . Value	—	—	—	—	—	68,106	2,404	4,343	380	47,046
Manufactures of wood other than furniture and cabinetry . . . "	—	—	—	—	—	6,413	6,713	13,087	19,306	11,836
Total Wood and Timber . . . "	—	—	—	—	—	142,673	46,717	33,021	41,576	70,055
METAL ARTICLES NOT SPECIFIED . . . "	—	—	—	—	—	51,99,182	43,34,513	70,89,401	52,45,409	44,83,436
ALL OTHER ARTICLES OF MERCHANDISE . . . "	—	—	—	—	—	97,676	1,11,429	1,30,563	1,07,773	73,616
GRAND TOTAL . . . "	—	—	—	—	—	6,76,30,625	7,35,81,631	6,73,36,961	4,50,51,822	3,68,76,748

(a) For previous years' figures see under "Railway Plant and Rolling Stock".
(b) Shown under heads immediately following from 1929-30.
(c) Separately recorded from September 1930.
* Shown under the following heads from September 1930.

No. 13—continued

ITALY—continued

EXPORTS THEREOF

INDIAN MERCHANDISE

ARTICLES	QUANTITY					VALUE				
	1927-28	1928-29	1929-30	1930-31	1931-32	1927-28	1928-29	1929-30	1930-31	1931-32
ANIMALS, LIVING . . . No.	..	34	14,817	113	1,986	..	55	7,611	980	3,292
APPAREL (including DRAPERY UNIFORMS AND ACCOUTRE- MENTS BUT excluding HOSIERY AND BOOTS AND SHOES) . . . Value.	—	—	—	—	—	170	465	2,450	5,382	100
COFFEE . . . Cwts.	9,402	4,158	6,328	10,293	5,514	7,44,648	3,36,009	5,01,663	6,72,002	3,36,990
COIR, UNMANUFACTURED . Tons	14	15	15	32	1	4,075	4,838	4,475	9,957	540
COIR, MANUFACTURED (excluding ROPE) . . . "	1,704	1,578	1,847	1,728	1,517	5,69,512	5,02,968	5,84,035	5,60,396	4,11,968
DRUGS AND MEDICINES (excluding CHEMICALS AND NARCOTICS) . . . Value	—	—	—	—	—	22,309	34,342	22,700	22,603	27,962
DYING AND TANNING SUBSTANCES—										
Cutch and Gambier . . . Cwts.	835	750	640	976	415	16,406	14,652	13,117	14,378	4,115
Indigo . . . "	48	16	17	7,520	3,520	3,960
Myrobalans . . . "	2,300	1,094	5,437	12,476	8,079	14,900	6,770	47,113	87,191	42,557
Myrobalan extracts . . . "	469	776	531	296	..	5,943	11,496	6,772	3,775	..
Turmeric . . . "	389	51	103	591	148	7,143	405	3,090	11,525	2,030
Other sorts . . . "	..	100	..	111	40	..	1,000	..	3,130	1,000
Total Dyeing and Tan- ning substances . . . "	4,041	2,771	6,711	14,465	8,699	51,912	34,323	70,092	1,24,019	53,662
FIBRE FOR BRUSHES AND BROOMS . . . Tons	44	75	47	63	55	16,808	28,031	17,694	23,823	17,485
FRUITS AND VEGETABLES—										
Fresh fruits and vegeta- bles . . . Value	—	—	—	—	—	5,475	1	..
Fruits and vegetables dried, salted, or pre- served, all sorts . . . Tons	542	474	674	339	344	1,39,294	1,01,768	1,77,861	71,803	53,970
FURNITURE AND CAB- INET WARE . . . Value	—	—	—	—	—	33,843	4,944	5,332	3,481	940
GRAIN, PULSE, AND FLOUR—										
Barley . . . Tons	60	49	7,200	5,928
Jowar and bajra . . . "	10	40	65	25	57	1,300	6,560	9,076	3,410	4,816
Maize . . . "	693	12,013	69,305	13,04,978
Pulse . . . "	..	6	28	9	1	60	920	6,857	1,520	160
Rice, not in the husk—										
Boiled rice . . . "	..	350	64,612
Cleaned rice . . . "	27,232	30,023	9,895	10,272	13,117	39,28,107	44,81,508	13,62,253	9,24,843	10,65,090
Broken cleaned rice . . . "	..	250	1,150	1,225	1,418	..	31,250	1,16,587	79,721	69,803
Total Rice, not in the husk . . . "	27,232	30,623	11,045	11,497	14,535	39,28,107	45,27,370	14,78,845	10,04,569	11,24,893
Other sorts . . . "	..	50	1	11	7,692	85	1,360	..
Total Grain, Pulse, and Flour . . . "	27,995	42,781	11,139	11,542	14,593	40,05,972	55,53,448	14,94,663	10,10,859	11,29,869
GUMS AND RESINS . . . Cwts.	2,704	1,535	9,235	3,506	2,012	41,040	32,170	1,19,036	44,695	24,252
HARDWARE AND CUTLERY including PLATEDWARE. Value.	—	—	—	—	—	165	460	1,050	10,781	1,337
HIDES AND SKINS, RAW—										
Buffalo hides . . . { Tons 236 { =No. =67,722	313	151	111	71	1,96,677	2,41,369	1,51,254	72,853	30,872	
Cow hides . . . { Tons 4,453 { =No. =1,246,035	4,796	4,078	4,263	3,232	42,43,116	49,11,243	42,14,852	31,27,870	15,55,760	
Calf-skins . . . { Tons 211 { =No. =84,091	282	167	124	69	2,42,591	3,88,008	1,63,276	90,126	35,100	
Other hides . . . { Tons .. { =No. ..	200	..	250	1,106	..	597	..	
Total Hides, raw . . . { Tons 4,960 { =No. =1,397,848	5,394	4,393	4,501	3,372	46,32,384	54,91,726	45,29,332	32,91,446	16,21,322	
Skins, raw . . . { Tons 117 { =No. =677,413	140	236	331	436	2,18,136	2,37,721	3,33,460	4,64,723	4,59,652	
Total Hides and Skins, raw . . . { Tons 5,067 { =No. =1,695,261	5,534	4,622	4,832	3,808	49,00,570	57,29,447	49,12,842	37,56,174	20,81,474	

INDIAN MERCHANDISE—continued

ARTICLES	QUANTITY					VALUE				
	1927-28	1928-29	1929-30	1930-31	1931-32	1927-28	1928-29	1929-30	1930-31	1931-32
HORNS, TIPS AND POINTS OF HORN Cwts.	2,138	3,299	2,427	2,084	664	10,145	33,030	25,430	15,136	2,990
KAPOK "	1,770	3,704	1,124	2,628	2,276	93,950	1,60,962	49,373	86,089	66,778
LAC—										
Button "	319	717	550	213	380	49,650	1,02,590	63,506	15,267	16,391
Seed "	15	31	95	125	67	1,397	3,320	11,306	3,199	2,535
Shell "	5,069	6,797	5,865	6,338	5,092	7,05,968	8,87,572	6,59,297	4,12,679	2,43,231
Stick "	59	213	"	"	"	5,591	17,610	"	5	"
Total Lac "	5,462	7,813	6,510	6,676	5,489	7,63,101	10,17,022	7,39,108	4,36,476	2,62,207
LEATHER—										
Hides, tanned or dressed Tons =No.	" =24	1 =260	"	"	"	80	2,550	"	"	"
Skins, tanned or dressed—										
Goat Skins Tons =No.	1 =4,212	"	" =120	" =66	"	3,407	"	150	78	"
Sheep Skins Tons =No.	7 =20,112	3 =9,000	4 =16,320	1 =3,323	" =2,000	23,036	11,602	22,956	12,036	3,000
Other Skins Tons =No.	" =200	" =200	" =52	" =500	" =3,001	"	300	1,000	632	2,277
Total Skins, tanned or dressed Tons =No.	8 =24,324	3 =9,800	4 =16,992	1 =3,889	" =5,001	41,493	11,902	24,106	12,696	5,277
Total Hides and skins, tanned or dressed Tons =No.	8 =24,348	4 =10,000	4 =16,992	1 =3,889	" =5,001	41,523	14,452	24,106	12,696	5,277
MANURES—										
Hornmeal Tons	"	"	79	"	"	"	"	10,233	"	"
METALS AND ORES—										
Brass, Bronze and similar alloys Cwts.	13	50	69	45	15	2,550	9,911	7,736	4,806	2,642
Chromite (chromium iron ore) Tons	1,720	1,800	750	1,560	100	61,750	54,000	22,500	46,800	3,000
Ferro Manganese "	"	110	"	"	"	"	18,020	"	"	"
Iron or Steel (excluding ore) "	14,165	10,969	19,144	10,923	4,908	3,91,668	3,79,132	3,35,898	4,31,998	1,46,536
Lead, pig Cwts.	"	"	"	49,902	36,001	"	"	"	6,78,424	3,79,124
Manganese ore "	5,650	6,975	4,245	620	"	2,05,250	2,97,337	1,49,920	15,600	"
Tin "	9,397	4,487	1,681	3,960	"	14,219	7,033	9,400	4,667	"
Wolfram ore Tons	"	"	"	10	"	"	"	"	6,002	"
Metals, unenumerated Cwts.	"	390	"	471	"	"	5,040	"	13,000	"
Ores Tons	"	5	20	"	"	"	2,000	800	"	"
Total Metals and Ores "	22,005	22,105	24,248	15,792	3,309	9,75,437	7,72,523	10,25,736	12,01,092	10,38,302
MICA—										
In blocks Cwts.	447	143	542	277	201	31,374	41,613	36,162	44,994	73,131
" splittings "	980	1,439	849	1,133	2,593	1,03,053	2,30,708	69,144	1,44,443	2,54,706
Total Mica "	1,377	1,687	1,191	1,410	2,794	1,34,427	2,22,321	1,55,306	1,89,437	3,27,837
OILS—										
Essential Gals.	1,552	1,185	1,380	842	1,713	23,432	26,614	31,304	14,731	17,212
Vegetable, non-essential—										
Castor "	"	"	"	"	11,076	"	"	"	"	16,499
Other sorts "	"	8	"	"	5	"	8	"	"	10
Total Oils "	1,552	1,193	1,380	842	13,394	23,432	26,622	31,304	14,731	32,721
Oil cakes—										
Groundnut cake Tons	"	29	"	551	"	"	3,659	"	45,706	"
Linseed cake "	400	"	49	"	"	40,000	"	6,669	"	"

No. 13—continued
ITALY—continued
EXPORTS THERE TO—continued

INDIAN MERCHANDISE—concluded

ARTICLES	QUANTITY					VALUE				
	1927-28	1928-29	1929-30	1930-31	1931-32	1927-28	1928-29	1929-30	1930-31	1931-32
PAINTS AND PAINTERS' MATERIALS Value	—	—	—	—	—	7,998	8,080	40,711	49,284	1,06,612
PAPER MAKING MATERIALS Cwts.	944	328	9,228	5,750
PARAFFIN WAX Tons	1,045	2,568	1,689	2,046	2,865	4,87,725	11,78,480	7,80,745	9,08,705	12,08,800
PLANTS, LIVING (including BULBS AND SEEDS FOR SOWING) Value	—	—	—	—	—	..	5	8,330	615	21
RUBBER—RAW Lbs.	18	112,000	11,200	18	99,400	11,200
SEEDS—										
Oil-seeds—										
Essential—										
Fennel Tons	40	25	5	28,700	16,350	2,500
Other sorts "	..	7	10	1,820	2,980
Non-essential—										
Castor "	10,898	9,702	8,188	8,496	12,104	22,58,382	19,56,776	18,08,198	11,58,301	17,57,458
Copra or coconut kernel "	100	21,000
Cotton "	..	150	38,000	..	5	..
Groundnuts "	80,075	121,287	54,708	76,975	80,844	2,08,92,768	2,91,84,593	1,28,28,970	1,18,02,785	1,28,52,823
Linseed "	40,664	27,778	28,429	32,929	14,619	88,22,259	60,79,209	66,38,441	72,64,158	23,76,057
Mustard "	..	89	8	9,810	1,460
Niger "	5	..	75	100	..	1,256	..	14,000	25,000	..
Poppy "	50	2	..	10,750	506	..
Rape "	20,650	12,796	725	1,700	18,038	46,21,585	27,60,168	1,25,548	2,64,000	25,64,028
Sesamum (Hl or Jlnjlll) "	1,200	9,480	1,700	12	8,401	2,16,875	24,25,544	4,28,062	1,875	6,19,212
Other sorts "	..	10	..	49	1,711	..	8,668	..
Total seeds non-essential "	153,187	181,217	91,826	118,268	128,506	3,64,89,820	4,24,50,811	2,08,29,674	2,00,20,298	2,01,69,578
Other than oil-seeds "	8	622	..
Total seeds "	153,177	181,249	91,841	118,266	128,506	3,64,68,520	4,24,68,981	2,08,35,104	2,00,20,920	2,01,69,578
SPECIMENS ILLUSTRATIVE OF NATURAL SCIENCE Value	—	—	—	—	—	690	50	..	858	..
SPICES—										
Ginger Cwts.	78	..	10	40	50	3,162	..	350	800	1,150
Pepper "	21,754	21,739	29,749	28,660	31,678	19,26,375	21,38,660	26,01,402	15,23,912	11,79,669
Other sorts "	10	9	6	2	..	3,000	1,680	1,510	100	..
Total Spices "	21,842	21,785	29,765	28,702	31,728	19,32,537	21,40,340	26,08,262	15,23,912	11,80,819
TEA, BLACK Lbs.	15,624	27,500	22,544	5,329	5,120	16,298	18,624	16,878	6,128	4,204
TEXTILES—										
Cotton—										
Raw Tons	59,026	68,584	70,121	64,621	32,764	5,86,75,849	6,61,66,364	5,79,14,432	3,77,45,649	1,62,41,147
Waste Cwts.	1,986	6,760	14,184	2,517	12,682	59,900	1,68,848	2,59,385	42,650	1,76,550
Manufactures—										
Twist and Yarn Lbs.	112,150	98,040	9,760	32,600	..	62,349	53,695	8,450	16,531	..
Other sorts Value	—	—	—	—	—	150	10,218	2,402	71	1,000
Hemp (chiefly ssan)—										
Raw Cwts.	28,460	65,321	29,331	6,454	8,481	4,14,716	6,61,944	4,14,685	90,529	92,920
Jute—										
Raw Tons	49,085	60,655	54,908	42,218	44,125	1,70,80,122	2,28,34,658	1,89,74,082	92,29,180	86,14,553
Manufactures—										
Gunny bags No.	20,000	..	46,500	105,000	180,000	6,800	..	21,925	27,612	33,150
SK, raw Lbs.	288,422	396,129	547,537	219,948	216,192	4,94,578	5,23,882	10,84,089	3,07,248	1,24,514
Wool, raw "	67,088	38,540	56,851	91,167	14,896	59,826	24,987	44,590	48,885	3,636
Wool, manufactures Value	—	—	—	—	—	3,715	9,985	13,619	12,362	8,194
TOYS AND REQUISITES FOR GAME AND SPORTS (including FISHING TACKLE other than FISHING) "	—	—	—	—	—	..	100	8,830	1,935	1,630
WOOD AND TIMBER "	—	—	—	—	—	3,535	8,075	27,538	37,422	2,85,601
ALL OTHER ARTICLES OF MERCHANDISE "	—	—	—	—	—	1,85,909	1,83,626	1,43,040	96,541	59,126
GRAND TOTAL "	—	—	—	—	—	12,86,51,186	15,18,68,186	11,81,50,840	7,85,44,562	5,41,87,558

No. 13—continued
 ITALY—concluded
 EXPORTS THERETO—concluded

ARTICLES	QUANTITY					VALUE				
	1927-28	1928-29	1929-30	1930-31	1931-32	1927-28	1928-29	1929-30	1930-31	1931-32
						R	R	R	R	R
APPAREL (including DRA- PERY, UNIFORMS, ACCOU- TMENTS, BUT exclud- ing HOSIERY AND BOOTS AND SHOES) . . . Value	—	—	—	—	—	23,225	10,354	10,178	20,609	8,874
COAL AND COKE . . . Tons	995	..	1,725	2,171	..	22,085	..	35,636	44,521	..
CORDAGE AND ROPE OF VE- GETABLE FIBRE (excluding jute and cotton) . . . Cwts.	..	70	10,965
DYEING AND TANNING SUBSTANCES . . . Value	—	—	—	—	—	1,23,945	2,050	575	..	275
GLASS AND GLASSWARE . . "	—	—	—	—	—	..	1,385	4,525	1,020	1,550
GUMS AND RESINS . . . Cwts.	2,925	2,934	2,885	769	1,075	1,00,693	1,21,130	1,13,799	19,587	20,330
HARDWARE (excluding cut- lery and electroplated ware) . . . Value	—	—	—	—	—	8,813	34,441	64,010	61,365	63,235
INSTRUMENTS, APPARATUS, AND APPLIANCES, AND PARTS THEREOF . . . "	—	—	—	—	—	36,366	8,443	15,427	22,385	6,115
MACHINERY AND MILLWORK . . "	—	—	—	—	—	13,291	7,310	11,094	12,612	6,795
METALS AND ORES— Iron or Steel . . . Tons	13,209	8,525	20,930	7,259	34,815	4,77,338	2,32,457	8,41,768	1,86,038	6,14,601
Others . . . "	..	103	5,033	..	40	170
Total Metals and Ores . . "	13,209	8,628	20,930	7,259	34,815	4,77,338	2,37,490	8,41,768	1,86,078	6,14,771
OILS— Mineral . . . Gals.	708,892	215,693	120,266	84,638	113,023	2,32,666	53,149	19,342	24,080	21,681
PROVISIONS AND OILMAN'S STORES (excluding fish and fruits and vegetables) . . Cwts.	6	46	34	12	16	880	6,505	3,238	1,060	3,011
RUBBER— Manufactures . . . Value	—	—	—	—	—	450	706	23,050	55,446	61,000
TEXTILES— Cotton— Raw . . . Tons	379	29	19	19	..	6,12,450	54,000	27,060	33,300	..
Manufactures— Piecegoods . . . Yards	..	6,835	22,078	1,940	3,294	..	1,964	8,573	952	981
Haberdashery and Millinery . . . Value	—	—	—	—	—	..	2,525	3,231	5,742	1,460
Silk— Raw . . . Lbs.	5,513	24,500
Manufactures . . . Value	—	—	—	—	—	2,700	550	7,104	..	2,131
WOOL— Manufactures . . . "	—	—	—	—	—	13,285	32,539	2,02,695	1,43,338	62,300
OTHER TEXTILES— Manufactures . . . "	—	—	—	—	—	3,525	5,134	702	1,350	101
VEHICLES, excluding lo- comotives, etc., for railways . . . "	—	—	—	—	—	23,332	69,086	90,926	59,475	61,871
ALL OTHER ARTICLES OF MERCHANDISE . . . "	—	—	—	—	—	1,10,500	13,905	43,420	22,984	57,391
GRAND TOTAL . . . "	—	—	—	—	—	13,10,639	6,78,631	15,72,103	7,16,264	9,63,575
GRAND TOTAL OF INDIAN AND FOREIGN MERCHAN- DISE . . . "	—	—	—	—	—	13,04,61,825	15,25,41,767	11,47,22,943	7,92,60,816	5,51,01,133

FIUME

IMPORTS THEREFROM

ARTICLES	QUANTITY					VALUE				
	1927-28	1928-29	1929-30	1930-31	1931-32	1927-28	1928-29	1929-30	1930-31	1931-32
						R	R	R	R	R
SUGAR— Beet . . . Tons	1,096	1,85,784
WOOD AND TIMBER ALL OTHER ARTICLES OF MERCHANDISE . . . "	—	—	—	—	—	..	61,349	36,535	13,739	13,203
GRAND TOTAL . . . "	—	—	—	—	—	..	2,411	4,343	1,423	2,058
GRAND TOTAL . . . "	—	—	—	—	—	..	63,760	2,24,715	20,167	15,261

No. 13—continued
FIUME—continued
EXPORTS THERE TO

INDIAN MERCHANDISE

ARTICLES	QUANTITY					VALUE				
	1927-28	1928-29	1929-30	1930-31	1931-32	1927-28	1928-29	1929-30	1930-31	1931-32
GRAIN, PULSE, AND FLOUR— Rice, not in the husk Tons	23,451	28,713	24,548	7,400	7,650	R 36,56,350	R 39,53,029	R 30,54,707	R 8,08,795	R 5,51,803
SEEDS— Oil Seeds— Groundnuts	1,001	2,09,550
Sesamum	1,100	2,62,437
TEXTILES— Cotton, raw	308	59	246	258	618	2,72,400	49,800	1,60,970	1,23,055	3,06,442
ALL OTHER ARTICLES OF MER- CHANDISE Value	—	—	—	—	—	10,521	10,521	19,082	16,682	..
GRAND TOTAL	—	—	—	—	—	39,39,861	42,75,787	34,44,309	9,49,032	8,58,245

FOREIGN MERCHANDISE

ARTICLES	QUANTITY					VALUE				
	1927-28	1928-29	1929-30	1930-31	1931-32	1927-28	1928-29	1929-30	1930-31	1931-32
GRAND TOTAL Value	—	—	—	—	—	R ..	R ..	R 925	R ..	R ..
GRAND TOTAL OF INDIAN AND FOREIGN MER- CHANDISE	—	—	—	—	—	39,39,861	42,75,787	34,45,234	9,49,032	8,58,245

AUSTRIA
IMPORTS THEREFROM

ARTICLES	QUANTITY					VALUE				
	1927-28	1928-29	1929-30	1930-31	1931-32	1927-28	1928-29	1929-30	1930-31	1931-32
APPAREL (excluding HOSI- ERY AND BOOTS AND SHOES)— Apparel (including dra- pery, uniforms, accoutre- ments) Value	—	—	—	—	—	18,818	11,111	14,904	12,062	5,254
Gold and silver thread	—	—	—	—	—	14,237	9,948	6,250	1,276	1,837
Hats, caps, bonnets and hatters' ware	—	—	—	—	—	1,29,867	1,06,868	47,729	23,642	12,627
Lametta Lbs.	7,458	12,372	1,351	4,108	60	13,135	15,845	2,014	5,071	116
Other sorts Value	—	—	—	—	—	40	802	..	5,763	20
Total Apparel (excluding hosiery and boots and shoes)	—	—	—	—	—	1,75,592	2,31,069	70,897	48,414	19,854
ASBESTOS MANUFACTURES	—	—	—	—	—	10,149	32,735	19,154	19,328	7,260
BOBBINS	—	—	—	—	—	21,679	2,518	7,189	26,126	23,025
BOOKS, PRINTED, AND PRINTED MATTER (not being STATIONERY), in- cluding MAPS AND CHARTS Cwts.	31	16	42	44	11	2,096	2,153	2,517	4,006	991
BOOTS AND SHOES— All leather Pairs	10,442	4,165	3,777	1,595	4,180	63,046	37,661	41,408	17,281	31,962
Rubber soled— With canvas uppers (a)	—	153,368	170,800	22,881	1,608	—	1,64,897	1,71,552	20,913	921
Of other materials	483,277	74,704	44,731	9,278	724	5,18,620	92,949	46,648	8,778	1,379
Total Boots and Shoes	493,719	232,237	219,308	33,754	6,512	5,81,666	2,95,507	2,59,608	46,922	34,262
BRUSHES AND BROOMS— Brushes— Paint and varnish brushes Dozen	5,057	10,224	11,068	5,407	3,097	9,800	18,227	19,808	14,060	6,510
Other brushes	8,223	19,932	9,659	2,464	4,347	15,708	20,229	18,549	3,705	5,724
BUILDING AND ENGINEER- ING MATERIALS, other than OF IRON, STEEL, OR WOOD— Cement— Portland Tons	768	4,433	1,710	452	30	39,494	1,85,695	64,698	14,026	863
Other sorts Value	—	—	—	—	—	440	18,568	7,501	2,935	33,038
Total Building materials	—	—	—	—	—	39,934	1,99,263	72,199	16,961	33,901
BUTTONS OF ALL SORTS— Metal	—	—	—	—	—	45,337	22,483	10,903	4,399	4,009
Other sorts	—	—	—	—	—	17,749	8,127	17,274	2,477	602
Total Buttons	—	—	—	—	—	63,086	30,610	28,177	6,876	4,611
CHEMICALS AND CHEMICAL PREPARATIONS— Acetic Acid Cwts.	90	..	20	3,438	..	770
Tartaric Acid	25	235	152	91	30	1,920	23,368	15,037	8,984	2,217
Carbide of Calcium	350	130	352	..	4	4,528	1,775	4,960
Other sorts of Chemicals Value	—	—	—	—	—	17,606	8,845	2,037	4,983	6,803
Total of Chemicals and Che- mical preparations	—	—	—	—	—	27,490	28,938	22,804	13,967	9,020
CLOCKS AND WATCHES AND PARTS THEREOF	—	—	—	—	—	1,984	568	4,134	3,180	858
CORDAGE AND ROPE OF VEGET- ABLE FIBRE (excluding JUTE AND COTTON) Cwts.	..	20	168	250	1,145	..	3,250	17,968	19,867	64,122
CUTLERY Value	—	—	—	—	—	1,378	4,481	3,219	1,993	1,257
DRUGS AND MEDICINES (ex- cluding CHEMICALS AND NARCO- TICS) Value	—	—	—	—	—	18,869	6,443	2,816	798	732
EARTHENWARE AND PORCELAIN— Earthenware	—	—	—	—	—	42,076	94,011	52,900	9,163	13,018
Porcelain	—	—	—	—	—	45,492	77,563	13,622	1,076	667
Total Earthenware and Porce- lain	—	—	—	—	—	87,568	1,71,574	66,522	9,239	13,685
FIREWORKS Lbs.	23,375	5,930	38,483	46,250	19,583	13,004	3,198	19,503	18,500	5,750
FRUITS AND VEGETABLES— Dried, salted or pre- served, not being can- ned or bottled— Almonds Tons	5	10	2,309	..	78,873	16,661	3,333
Other sorts Value	—	—	—	—	—	12,612	10,225	1,120
Total of Fruits and Vegetables	—	—	—	—	—	14,921	10,225	78,873	16,661	4,453

(a) Separately recorded from 1928-29.

AUSTRIA—continued

IMPORTS THEREFROM—continued

ARTICLES	QUANTITY					VALUE				
	1927-28	1928-29	1929-30	1930-31	1931-32	1927-28	1928-29	1929-30	1930-31	1931-32
						R	R	R	R	R
FURNITURE AND CABINETWARE—										
Furniture of wood (other than bedsteads) . . . Value	—	—	—	—	—	41,409	26,342	16,054	14,799	30,626
Other sorts of Furniture and Cabinetware . . . "	—	—	—	—	—	5,060	4,680	4,972	6,147	1,111
Total Furniture and Cabinetware . . . "	—	—	—	—	—	46,529	30,972	21,026	20,946	31,737
GLASS AND GLASSWARE—										
Bangles "	—	—	—	—	—	50,431	29,599	79,773	66,164	4,544
Beads and false pearls . . Cwts.	1,185	2,051	1,168	401	128	1,30,680	2,06,257	1,55,483	55,622	17,885
Bottles and phials . . . Gross	18	102	..	188	28	970	5,054	41	3,566	156
Funnels, globes, etc. . . Value	—	—	—	—	—	1,81,638	1,64,652	1,77,345	1,22,606	62,317
Sheet and plate Tableware (including decanters, tumblers, etc.) . . . Value	108,108	80,820	28,454	600	..	26,878	6,714	4,674	878	..
Other glassware . . . "	—	—	—	—	—	23,694	7,695	10,838	5,170	4,857
Total Glass and Glassware . . . "	—	—	—	—	—	47,327	79,517	31,732	14,920	18,494
						4,11,116	4,99,488	4,59,986	2,69,182	1,07,758
HARDWARE, excluding OUTLERY AND ELECTROPLATED WARE—										
Domestic hardware other than enamelled ironware . . . "	—	—	—	—	—	49,894	86,707	64,891	25,558	18,838
Enamelled ironware . . . "	—	—	—	—	—	3,65,269	3,61,415	1,06,558	81,647	27,191
Lamps, metal . . . No.	809,930	450,067	229,618	116,892	67,316	4,21,827	5,85,850	3,31,054	2,38,429	1,38,478
Parts of lamps, other than glass . . . Value	—	—	—	—	—	44,678	67,617	67,454	28,987	24,716
Safes and strong boxes of metal . . . No.	588	351	272	49	4	51,226	46,119	30,037	7,333	338
Stoves Value	12,627	10,767	17,871	11,432	12,840	46,750	38,525	64,142	30,525	41,919
Other sorts Value	—	—	—	—	—	3,41,295	4,47,672	5,25,486	3,23,951	1,78,562
Total Hardware, excluding Outlery and Electroplated ware . . . "	—	—	—	—	—	18,20,939	16,33,406	11,89,572	6,86,480	4,20,032
HOPS Cwts.	103	18,285
INSTRUMENTS, APPARATUS, AND APPLIANCES AND PARTS THEREOF—										
Electrical—										
Electric wires and cables . . . Value	—	—	—	—	—	12,947	31,139	74,046	65,695	16,354
Electric glow lamps* No.	517,523	564,998	—	—	—	2,85,754	2,90,369	—	—	—
Gas filled electric bulbs (b) . . . "	—	—	—	—	110,591	—	—	—	—	83,756
Vacuum electric bulbs (b) . . . "	—	—	—	—	326,857	—	—	—	—	1,19,823
Standard lighting lamps . . . "	—	—	311,151	316,034	—	—	—	1,62,160	1,41,263	—
Electric lamps, other sorts . . . "	23,644	30,266	5,757	6,607	4,303	13,678	23,947	8,328	9,517	7,746
Parts and accessories of electric lamps . . . Value	—	—	—	—	—	25,007	61,974	98,284	1,02,110	20,471
Electric Lighting accessories and fittings (including switches) . . . "	—	—	—	—	—	523	11,119	8,907	23,317	27,697
Batteries "	—	—	—	—	—	44,853	48,817	4,096	5,899	1,182
Other sorts "	—	—	—	—	—	7,570	20,717	17,262	28,290	15,454
Total Electrical Instruments . . . "	—	—	—	—	—	3,90,335	4,93,082	3,73,033	3,76,111	2,92,441
Optical.										
Photographic "	—	—	—	—	—	10,140	9,794	9,209	57	2,851
Scientific and Philosophical "	—	—	—	—	—	57,651	106	..	979	2,659
Other kinds "	—	—	—	—	—	18,350	2,485	18,018	3,712	5,981
Total Instruments, Apparatus, etc. "	—	—	—	—	—	6,438	14,205	19,544	10,311	7,772
LEATHER "	—	—	—	—	—	4,82,989	5,19,672	4,19,804	3,91,170	3,11,704
LIQUORS, including DENATURED AND PERFUMED SPIRITS—										
Alc, Beer and Porter. Gals.	15,491	9,415	2,973	1,176	12,976	38,565	22,360	6,840	2,318	28,957
Other sorts of Liquors . . . "	191	64	600	19	77	3,843	1,668	6,237	516	1,507
Total Liquors, including Denatured and perfumed spirits . . . "	15,682	9,479	3,573	1,195	13,053	42,408	24,028	13,077	2,834	26,464
MACHINERY AND MILLWORK—										
Prime movers, other than electrical . . . Value	—	—	—	—	—	5,780	32,052	35,907	10,209	81,400
Electrical machinery . . . "	—	—	—	—	—	26,592	68,857	70,051	78,180	78,187
Metal working machinery . . . "	—	—	—	—	—	82	3,117	22,344	8,598	2,644
Paper mill machinery . . . "	—	—	—	—	—	5,104	2,337	2,189	1,269	351
Textile machinery "	—	—	—	—	—	7,612	19,787	2,469	30,651	17,393
Type-writers, parts and accessories "	—	—	—	—	—	243	2,910	39,949	1,518	992
Other sorts of machinery, etc. "	—	—	—	—	—	14,222	14,133	29,190	32,471	21,315
Total Machinery and Millwork . . . "	—	—	—	—	—	59,555	1,43,208	2,02,599	1,62,891	2,02,282

* Shown under sub-heads from 1929-30.
(b) Separately recorded from 1931-32.

No. 13—continued

AUSTRIA—continued

IMPORTS THEREFROM—continued

ARTICLES	QUANTITY					VALUE				
	1927-28	1928-29	1929-30	1930-31	1931-32	1927-28	1928-29	1929-30	1930-31	1931-32
MANURES Tons	170	363	21,133	31,107
MATCHES Gross of boxes	21,850	45,750	1,000	20,834	45,750	1,000
METALS AND ORES—										
Aluminium Cwts.	2	234	18	22	10	208	21,848	9,689	10,510	8,722
Brass, Bronze and similar alloys, and manufactures thereof "	100	105	137	343	376	7,685	8,600	13,308	25,192	22,324
Copper—										
Wrought "	92	18	78	304	81	6,065	1,914	7,252	14,646	4,171
German silver (including nickel silver) "	5,277	7,749	6,030	2,683	3,127	4,78,976	6,93,842	5,29,543	2,86,344	3,39,169
Steel—										
Angle and tee Tons	97	23	13,574	1,882
Bars "	316	17	8	32,781	3,942	1,823	21	..
Cast—										
Tool steel—										
Carbon "	46	21	6	4	..	20,768	16,194	3,231	2,780	35
Other sorts "	11	10	11	9	2	7,663	15,243	7,654	13,893	2,786
Total Steel "	500	71	25	18	2	74,781	37,261	12,709	16,504	2,821
Iron or steel—										
Bolts and nuts "	568	550	555	527	303	2,17,505	2,64,695	2,72,756	1,95,069	1,05,601
Fencing materials (including fencing wire) "	522	387	334	467	168	1,77,053	1,67,335	1,08,379	1,29,978	67,667
Hoops and Strips "	350	47,746
Nails, rivets and washers "	16	40	30	78	45	4,546	8,688	10,341	18,032	9,508
Screws—										
Screws (wood) "	344	100	422	213	272	1,80,712	50,389	2,44,564	1,16,210	1,30,389
Screws (Metal thread) "	262	470	129	151	56	1,20,040	2,30,627	59,335	60,357	20,171
Wire nails "	1,284	910	398	248	98	2,13,799	1,56,867	65,449	37,312	12,651
Wire other than fencing wire "	404	162	0	50	99	60,533	23,250	1,658	7,438	18,073
Wire rope "	10	48	85	32	..	6,372	30,442	58,377	17,996	..
Other manufactures of iron or steel "	85	11	9	46	21	7,081	5,637	8,696	20,081	7,708
Total Iron or Steel "	3,795	2,890	1,877	1,312	1,052	10,36,487	9,39,430	8,27,855	5,99,468	3,71,966
Quicksilver Lbs.	20,180	14,281	1,900	3,600	6,030	60,660	50,481	8,500	14,400	24,120
Metals, unenumerated Tons	1	..	4	2	..	602	..	1,285	1,720	609
Total Metals (excluding ores) "	4,578	3,173	2,217	1,996	1,237	16,75,009	17,53,376	14,09,684	9,18,384	6,63,902
OILS Gals.	1	..	256	6,957	..	20	3	408	20,548	119
OILCLOTH AND FLOOR-CLOTH Sq. yd.	..	63,478	55,825	10,901	7,562	..	47,523	44,591	5,522	5,834
PAINTS AND PAINTERS' MATERIALS—										
Paints and Colours Cwts.	675	1,455	1,835	924	55	16,134	34,180	43,301	22,339	1,354
PAPER AND PASTEBOARD—										
Paper—										
Packing Paper "	11,707	24,318	29,108	13,077	16,122	2,03,787	4,47,741	4,69,007	2,65,857	2,47,784
Printing Paper—										
Newsprinting "	51,096	90,291	119,336	113,582	148,109	6,39,975	11,69,010	15,29,305	13,64,652	16,58,437
Other sorts "	12,972	35,709	36,720	38,443	51,910	2,49,534	5,67,219	5,72,981	6,08,988	6,29,964
Writing Paper and Envelopes—										
Writing Paper in large sheets "	37,510	24,036	18,432	14,347	34,303	6,80,104	5,15,516	4,24,981	3,27,978	7,19,055
Note and Letter Paper "	149	1,082	1,350	118	267	5,724	24,807	34,947	4,107	5,773
Envelopes imported separately "	123	51	224	..	209	3,943	1,104	9,353	..	4,817
Other kinds of Paper "	2,965	3,509	3,523	5,394	7,500	88,536	1,34,618	1,60,491	2,12,082	2,35,011
Paper manufactures "	15	22	39	725	833	2,708	1,628	2,102	11,884	12,077
Total Paper "	116,587	179,518	208,816	191,181	250,258	18,23,401	28,61,552	32,03,257	27,95,543	35,12,968
Pasteboard, Millboard and Cardboard of all kinds "	7,870	12,938	12,949	12,440	6,062	1,16,818	1,72,490	1,68,961	1,49,377	76,867
Total of Paper and Pasteboard "	124,416	192,456	221,765	203,621	256,320	19,40,219	30,34,042	33,72,215	29,44,920	35,89,835
PAPER-MAKING MATERIALS—										
Pulp of wood "	33,146	60,842	10,010	4,149	45,954	3,45,644	5,67,139	89,205	35,132	4,00,145
PRINTS, ENGRAVINGS AND PICTURES Value	—	—	—	—	—	13,766	27,989	28,558	17,705	12,945
PROVISIONS AND OILMAN'S STORES—										
Canned and bottled provisions Cwts.	338	216	69	69	39	12,497	8,171	4,162	2,670	2,127
Other sorts of provisions Value	—	—	—	—	—	12,492	6,229	3,213	5,916	3,854
Total Provisions and Oilman's stores "	—	—	—	—	—	24,990	14,400	7,375	8,586	5,981
RUBBER MANUFACTURES "										
SMOKERS' REQUISITES (excluding TOBACCO) "	—	—	—	—	—	33,790	12,311	9,826	59,565	47,420
Other sorts "	—	—	—	—	—	10,620	4,034	9,776	18,613	5,789
SOAP—										
Toilet Soap Cwts.	608	635	641	112	115	60,506	60,257	55,788	12,089	10,877
Other sorts "	495	17	..	12	..	16,523	1,047	14	315	..
Total Soap "	1,103	652	641	124	115	77,029	61,304	55,802	12,404	10,877
STARCH AND FARINA "										
.. "	..	20	30	4,354	200	..	347	177	46,799	1,340
STATIONERY (excluding PAPER)—										
Pencils (excluding slate pencils) Dozens	21,804	39,392	17,867	8,513	13,349	3,416	19,735	6,796	4,511	2,003
Other sorts Value	—	—	—	—	—	1,03,642	1,84,341	2,15,715	127,596	94,234
Total Stationery (excluding paper) "	—	—	—	—	—	1,12,058	2,04,076	2,22,511	1,32,107	96,329

* Figures prior to 1930-31 include "Enamels".

No. 13—continued

AUSTRIA—continued

IMPORTS THEREFROM—concluded

ARTICLES	QUANTITY					VALUE				
	1927-28	1928-29	1929-30	1930-31	1931-32	1927-28	1928-29	1929-30	1930-31	1931-32
SUGAR—						B	B	B	B	B
Beet sugar . . . Tons	337	..	1,351	..	400	66,480	..	2,36,290	..	47,409
Other sorts . . . "	18	4,271	10
Total Sugar . . "	337	..	1,351	18	400	66,480	..	2,36,290	4,271	47,509
TALLOW AND STEARINE . Cwts.	302	..	32	..	193	16,770	..	949	..	3,324
TEXTILES—										
Cotton—										
Manufactures—										
Twist and yarn . . Lbs.	22,400	24,045	40,300	6,000	..	51,513	53,054	78,596	11,431	..
Lace and patent net . "	182,466	2,964	..	759	480	13,952	2,981	..	764	336
Piece-goods—										
White (bleached) Yards	1,050,909	2,211,200	3,023,040	1,199,465	574,384	5,21,330	8,27,458	10,13,721	4,03,505	1,86,063
Coloured, printed or dyed . . . "	246,440	364,524	208,785	218,926	122,038	1,86,998	1,75,664	1,04,953	71,965	56,502
Thread, sewing . . Lbs.	198,570	109,272	149,951	104,729	61,199	3,36,822	3,19,388	3,98,147	2,53,244	1,51,888
Other sorts of manufactures . Value	1,556	22,878	12,331	2,637	2,686
Total Cotton manufactures (including twist and yarn) . "	11,61,171	14,01,423	16,07,747	7,48,546	3,97,475
Flax manufactures . . "	12,133	20,564	20,001	15,973	17,234
Haberdashery and Millinery . . "	4,71,630	5,89,625	5,29,556	2,63,202	1,65,450
Silk—										
Silk manufactures (including silk yarn, etc.) . "	4,930	4,842	35,554	13,217	1,455
Wool—										
Yarn and knitting wool (a) . Lbs.	13,210	19,264	55,649	83,506
Worsted yarn for weaving . "	600	2,400	1,200	2,198	7,549	3,203
Knitting wool . . "	9,321	7,629	3,623	36,774	27,041	10,733
Manufactures—										
Carpets and rugs . . "	13,706	18,852
Piece-goods . . Yards	5,496	14,123	3,979	5,437	8,888	25,817	38,409	15,703	19,370	17,938
Shawls . . . No.	4,000	640	780	224	..	23,120	3,709	6,960	736	..
Other sorts . . Value	363	3,930	333	1,073	3,513
Total Woollen manufactures (including yarn and knitting wool) . "	1,23,806	1,29,554	61,968	66,369	35,437
Artificial Silk—										
Artificial silk yarn . Lbs.	41,810	51,050	38,200	6,300	..	94,265	84,079	58,514	9,103	..
Piece-goods of cotton and artificial silk* . Yards	3,412,645	2,500,586	1,682,761	620,860	..	25,32,850	17,00,648	9,17,760	2,82,104	..
Piece-goods made entirely of artificial silk (b) . "	5,905	16,103	6,286	12,513
Piece-goods made of cotton and artificial silk (b) . "	145,623	270,681	62,955	1,43,517
TOILET REQUISITES (not specified elsewhere) . Value	21,437	25,966	23,736	36,276	1,26,071
TOYS AND REQUISITES FOR GAMES AND SPORTS including FISHING TACKLE . "	24,500	13,266	10,488	2,677	8,844
UMBRELLAS, AND UMBRELLA FITTINGS . . "	2,288	9,558	1,183	3,568	1,933
VEHICLES excluding LOCOMOTIVES, ETC., FOR RAILWAYS—										
Mechanically propelled vehicles (excluding railway locomotives and tractors)—										
Motor cars (including taxicabs) . No.	6	1	4	2	..	26,120	1,259	11,438	2,815	..
Other sorts including rails and accessories . . Value	16,964	3,368	6,514	22,454	12,966
Total Mechanically propelled Vehicles . . "	43,084	4,618	17,947	25,269	12,966
WOOD AND TIMBER—										
Deal and pine wood . Cubic Tons	232	226	65	51	23	16,302	18,898	5,452	4,237	1,701
Sandal wood . . . Tons	44	27,684
Manufactures of wood . Value	19,359	18,786	20,558	14,760	11,016
Other kinds of wood and timber . . "	8,825	2,627	978	3,577	4,103
Total of Wood and Timber . . "	72,150	40,311	26,988	22,574	16,820
POSTAL ARTICLES NOT SPECIFIED . . "	84,535	80,768	3,75,302	5,77,612	21,011
ALL OTHER ARTICLES OF MERCHANDISE . . "	84,731	50,915	40,725	16,706	29,107
GRAND TOTAL . . "	1,26,08,336	1,40,11,930	1,22,98,647	81,56,282	71,46,816

(a) Shown under separate heads from 1928-29.
(b) Separately recorded from September, 1930.
* Shown under separate heads from September, 1930.

No. 13—continued
AUSTRIA—concluded
EXPORTS THERETO

INDIAN MERCHANDISE

ARTICLES	QUANTITY					VALUE				
	1927-28	1928-29	1929-30	1930-31	1931-32	1927-28	1928-29	1929-30	1930-31	1931-32
						R	R	R	R	R
GRAIN, PULSE, AND FLOUR—										
Rice, not in the husk—										
Bolled rice . . . Cwts.	..	200	38,664
Cleaned rice . . . "	16,436	2,299	24,16,374	3,43,438
GUMS AND RESINS . . . "										
	..	155	7,400
HIDES, RAW—										
Cow hides . . . } Tons	..	37	22	}	42,197	18,975
.. . . . } =No.	..	=10,055	=6,092					
MICA—										
In splittings . . . Cwts.	140	15,680	..
PARAFFIN WAX . . . Tons	..	10	4,550
SEEDS—										
Non-essential—										
Groundnuts . . . "	1,012	1,700	1,363	26	22	2,69,410	4,06,500	3,13,233	6,570	3,189
SPICES—										
Cardamoms . . . Cwts.	39	11,600
Pepper . . . "	350	50	35,000	2,000
Other sorts . . . "	10	300
Total spices . . . "	399	50	46,900	2,000
TEXTILES—										
Cotton—										
Raw . . . Tons	10	38	108	11,000	34,100	1,01,800
Waste . . . "	192	..	1,242	1,400	..	10,070
Twist and yarn . . Lbs.	3,200	40	2,325	30
Silk, raw . . . "	1,134	12,717	..
Wool—										
Manufactures—										
Carpets and rugs . Lbs.	260	..	4,241	1,125	..	11,833
ALL OTHER ARTICLES OF MERCHANDISE . . Value	—	—	—	—	—	15,069	4,000	5,596	2,371	283
GRAND TOTAL . . . "	—	—	—	—	—	27,62,203	8,81,780	4,52,887	37,338	21,542

FOREIGN MERCHANDISE

ARTICLES	QUANTITY					VALUE				
	1927-28	1928-29	1929-30	1930-31	1931-32	1927-28	1928-29	1929-30	1930-31	1931-32
						R	R	R	R	R
APPAREL (excluding HOSIERY AND BOOTS AND SHOES) . . . Value	—	—	—	—	—	495	1,025	50	200	4,800
GUMS AND RESINS . . Cwts.	890	213	240	125	62	22,410	9,345	9,200	3,200	3,500
METALS—										
IRON OR STEEL— OLD FOR REMANUFACTURE TONS	64	..	306	2,240	..	12,240
WOOL MANUFACTURES Value	—	—	—	—	—	3,000	16,410
ALL OTHER ARTICLES OF MERCHANDISE . . . "	—	—	—	—	—	2,320	4,912	3,170	175	2,965
GRAND TOTAL . . . "	—	—	—	—	—	27,465	15,282	24,660	6,575	27,675
GRAND TOTAL OF INDIAN AND FOREIGN MERCHANDISE . . . "	—	—	—	—	—	27,89,668	8,97,062	4,77,497	43,913	49,217

HUNGARY
CZECHOSLOVAKIA

(354)

No. 13—continued
HUNGARY
IMPORTS THEREFROM

ARTICLES	QUANTITY					VALUE				
	1927-28	1928-29	1929-30	1930-31	1931-32	1927-28	1928-29	1929-30	1930-31	1931-32
FIREWORKS Lbs.	24,860	63,185	7,670	R	R	R	R	R
HARDWARE, excluding CUTLERY AND ELECTROPLATED WARE Value	—	—	—	—	—	20,222	38,532	62,657	78,161	58,656
INSTRUMENTS, APPARATUS, AND APPLIANCES AND PARTS THERE- OF—										
Electrical, including telegraph and telephone apparatus, not being machinery—							6,357	—	—	—
Electric glow lamps (c) . No.	..	8,280	—	—	—	..	—	16,184	25,975	—
Standard lighting lamps. "	—	—	28,852	30,178	—	—	—	—	—	25,046
Gas filled electric bulbs (d) "	—	—	—	—	19,225	—	—	—	—	10,207
Vacuum electric bulbs (d) "	—	—	—	—	17,765	—	—	—	—	—
Parts and accessories of Electric lamps Value	—	—	—	—	—	..	10,372	20,985	2,315	..
METALS AND ORES—										
Iron—										
Angle and Tee Bolt and rod Tons	..	251	23,225
Steel—										
Bars "	348	46	32,643	4,127
Iron or Steel—										
Beams, channels, pillars, girders and bridgework "	66	6,902
Fencing materials (includ- ing fencing wire) "	44	52	82	100	5	8,400	9,887	15,256	17,167	768
Nails, rivets and washers (including wire nails) "	68	106	20	60	14	13,908	33,002	3,973	10,937	3,340
Screws "	5	75	58	..	5,512	3,289	36,913	31,724
Sheets and plates "	212	56	383	22,081	..	38,925
Wire nails "	649	193	961	1,255	277	1,12,332	31,017	1,58,127	1,94,538	41,702
Wire other than fenc- ing wire "	71	39	79	171	..	11,125	6,075	12,008	23,618	..
Other manufactures of Iron or Steel "	13	21	..	3	..	2,042	3,378	..	1,114	..
Total of Iron or Steel	1,057	527	1,596	1,604	354	1,70,794	86,871	2,38,480	2,84,237	77,534
SUGAR—										
Sugar 16 D. S. and above "	1,944	4,09,444
Beet Sugar "	2,337	2,101	34,555	13,314	595	5,38,707	4,03,053	58,98,046	15,37,018	65,497
TEXTILES—										
Hemp manufactures excluding cordage . Value	—	—	—	—	—	13,750	7,206	..	373	..
Artificial silk "	—	—	—	—	—	..	43,885
VEHICLES—										
Mechanically propelled vehicles (excluding Railway locomot- ives and tractors)—										
Carriages and parts for railways (c) "	—	—	—	—	—	76,598	..
POSTAL ARTICLES NOT SPE- CIFIED "	—	—	—	—	—	422	24	4	1,564	529
ALL OTHER ARTICLES OF MERCHANDISE "	—	—	—	—	—	35,416	28,804	29,247	71,642	76,793
GRAND TOTAL	—	—	—	—	—	8,11,537	6,54,456	66,85,494	21,52,329	3,19,720

EXPORTS THERETO

INDIAN MERCHANDISE

ARTICLES	QUANTITY					VALUE				
	1927-28	1928-29	1929-30	1930-31	1931-32	1927-28	1928-29	1929-30	1930-31	1931-32
METALS AND ORES—										
Manganese Ore Tons	8,500	..	R	R	R	R	R
ALL OTHER ARTICLES OF MERCHANDISE Value	—	—	—	—	—	840	4,884	3,905	120	11,980
TOTAL VALUE	—	—	—	—	—	840	4,884	3,905	2,55,120	11,980

FOREIGN MERCHANDISE

ARTICLES	QUANTITY					VALUE				
	1927-28	1928-29	1929-30	1930-31	1931-32	1927-28	1928-29	1929-30	1930-31	1931-32
TOTAL VALUE	—	—	—	—	—	R	R	R	R	R
GRAND TOTAL OF INDIAN AND FOREIGN MERCHANDISE	—	—	—	—	—	840	4,884	3,905	2,60,120	11,980

CZECHOSLOVAKIA
IMPORTS THEREFROM

ARTICLES	QUANTITY					VALUE				
	1927-28	1928-29	1929-30	1930-31	1931-32	1927-28	1928-29	1929-30	1930-31	1931-32
APPAREL (excluding hosiery and boots and shoes)—										
Apparel (including drapery uniforms, accoutrements) Value	—	—	—	—	—	1,16,370	54,544	11,087	4,719	2,621
Hats, caps, bonnets, and hatter's ware "	—	—	—	—	—	1,17,092	2,97,420	4,98,707	3,40,100	4,88,463
Belting for Machinery "	—	—	—	—	—	2,123	1,100	3,446	11,255	12,494
BOOTS AND SHOES—										
All leather Pairs	61,758	41,839	27,632	38,479	37,999	3,37,442	2,22,239	1,62,018	1,78,507	1,63,418
Rubber solid—										
With canvas upper (b) "	—	1,137	7,097	7,446	7,979	—	2,527	13,036	13,580	10,761
Of other materials "	18,414	17,310	12,374	15,330	17,058	56,361	51,872	36,129	38,347	62,241
Total Boots and shoes	80,172	60,786	47,103	61,310	63,036	3,93,803	2,76,638	2,11,193	2,30,464	2,86,420
BRUSHES AND BROOMS Doz.	3,443	4,754	7,890	5,251	2,636	8,396	12,465	18,960	11,166	7,871

(a) Sub-divided from 1929-30.

(b) Separately shown from 1928-29.

(c) Separately recorded from 1931-32.

(d) Previously shown under " Railway Plant and Rolling stock".

No. 13—continued

CZECHOSLOVAKIA
IMPORTS THEREFROM—continued

ARTICLES	QUANTITY					VALUE				
	1927-28	1928-29	1929-30	1930-31	1931-32	1927-28	1928-29	1929-30	1930-31	1931-32
						R	R	R	R	R
BUILDING AND ENGINEERING MATERIALS, other than OF IRON, STEEL, OR WOOD—										
Cement Tons	84	253	384	137	30	3,208	9,815	13,113	4,050	1,181
Other kinds Value	—	—	—	—	—	2,973	..	3,173	3,005	2,698
Total Building and Engineering materials, etc.	—	—	—	—	—	6,181	9,815	16,286	8,585	3,879
BUTTONS OF ALL SORTS—										
Metal	—	—	—	—	—	3,44,028	3,03,498	3,51,179	3,37,177	3,10,520
Othersorts	—	—	—	—	—	1,32,739	1,11,887	1,72,078	81,598	46,656
Total Buttons, etc.	—	—	—	—	—	4,77,367	4,15,385	5,23,257	4,08,775	3,57,176
CHEMICALS AND CHEMICAL PREPARATIONS	—	—	—	—	—	5,555	5,168	52,784	16,237	5,462
EARTHENWARE AND PORCELAIN										
Earthenware	—	—	—	—	—	41,076	33,016	30,075	16,678	18,251
Porcelain	—	—	—	—	—	21,508	1,68,578	78,101	28,308	12,324
Total Earthenware and Porcelain	—	—	—	—	—	1,22,584	2,01,594	1,17,806	54,986	30,575
FURNITURE AND CABINETWARE	—	—	—	—	—	52,409	42,429	1,11,428	65,941	58,430
GLASS AND GLASSWARE—										
Bangles	—	—	—	—	—	49,52,458	45,44,061	55,75,205	27,24,710	17,20,397
Beads and false pearls Cwts.	6,288	6,216	7,256	4,047	1,960	8,89,784	9,08,865	11,35,254	6,00,918	2,63,299
Bottles and Phials Gross	692	1,367	1,023	175	1,872	18,519	89,345	29,743	4,460	30,247
Funnels, globes and glass parts of lamps Value	—	—	—	—	—	1,15,699	60,503	1,17,610	91,259	1,18,212
Sheet and plate Sq. ft.	52,472	325,392	947,068	818,846	1,054,952	25,846	76,402	1,91,731	1,37,409	1,30,952
Tableware (including decanters, tumblers, etc.) Value	—	—	—	—	—	23,659	24,950	28,051	21,704	20,505
Other glassware	—	—	—	—	—	70,526	69,684	77,068	44,925	44,529
Total Glass and Glassware	—	—	—	—	—	60,96,491	57,19,770	71,54,662	36,25,181	23,46,201
HARDWARE, excluding CUTLERY AND ELECTROPLATED WARE—										
Domestic hardware	—	—	—	—	—	15,007	20,107	28,156	25,048	15,069
Enamelled Ironware	—	—	—	—	—	4,16,068	6,38,471	7,13,609	5,77,339	2,76,227
Lamps, metal No.	148,459	60,850	16,884	9,333	24,912	1,38,992	57,511	22,803	15,873	26,137
Parts of lamps other than glass Value	—	—	—	—	—	8,541	5,461	9,950	8,665	6,087
Other sorts	—	—	—	—	—	8,11,931	7,52,932	10,36,890	5,82,809	3,88,177
Total Hardware, excluding Cutlery and Electroplated ware	—	—	—	—	—	13,90,629	14,74,532	18,11,308	11,00,634	7,12,370
INSTRUMENTS, APPARATUS, AND APPLIANCES AND PARTS THEREOF—										
Electrical, including telegraph and telephone apparatus, not being machinery—										
Rubber insulated	—	—	—	—	—	1,405	10,100	20,80 6
Electric glowlamps (a) No.	197,895	198,711	—	—	—	95,877	1,28,201	—	—	—
Flash lights including torch lights, etc.	—	—	82,418	4,762	—	—	—	10,770	1,309	—
Standard lighting lamps	—	—	181,979	184,173	—	—	—	1,18,293	1,20,761	—
Gas filled electric bulbs (b)	—	—	—	—	103,505	—	—	—	—	98,925
Vacuum electric bulbs (b)	—	—	—	—	309,345	—	—	—	—	1,05,739
Electric lighting accessories and fittings (including switches) Value	—	—	—	—	—	1,643	2,802	12,285	12,288	16,094
Other sorts	—	—	—	—	—	20,438	26,100	1,07,959	1,11,659	81,383
Surgical Instruments	—	—	—	—	—	339	299	17,473	11,674	4,144
Other kinds of instruments	—	—	—	—	—	14,539	13,278	18,554	15,787	12,219
Total Instruments, etc.	—	—	—	—	—	1,32,827	1,70,680	2,81,744	2,83,578	3,39,150
JEWELLERY	—	—	—	—	—	27,491	29,609	14,045	7,041	172
MACHINERY AND MILLWORK	—	—	—	—	—	7,515	24,371	61,211	85,569	1,45,788
MANURES Tons	350	48,321
MATCHES—										
Safety Gross of Boxes	115,400	34,250	1,250	1,14,813	35,060	1,561
METALS AND ORES—										
German silver (including nickel silver) Cwts.	108	9,724	..
Iron—										
Bars and Channels Tons	250	21,950	..
Steel—										
Bars	8	35	25	221	54	1,697	19,752	16,415	45,268	17,877
Cast—										
Tool steel—										
Cast steel bars	5	29	3,755	14,530	320	..
High speed	10	91	63	15	..	19,212	1,13,566	92,423	20,150
Carbon	7	149	10	7,630	1,33,828	7,418	22,059
Other kinds of steel	29	124	10,544	44,887	..	51
Total Steel	8	62	413	294	100	1,697	60,893	3,23,252	1,45,419	60,137

(a) Separately shown under the heads immediately following from 1929-30.
(b) Separately recorded from 1931-32.

CZECHOSLOVAKIA—continued

IMPORTS THEREFROM—continued

ARTICLES	QUANTITY					VALUE				
	1927-28	1928-29	1929-30	1930-31	1931-32	1927-28	1928-29	1929-30	1930-31	1931-32
METALS AND ORES—continued.						R	R	R	R	R
Iron or Steel—										
Beams, channels, pillars, girders, and bridge-work . . . Tons	233	67,430
Bolts and nuts . . . "	1	3	40	51	49	395	1,871	12,309	17,791	37,419
Fencing materials (including fencing wire) . . . "	212	488	564	755	168	43,042	91,242	1,08,174	1,26,057	26,799
Nails, rivets and washers . . . "	42	59	101	485	559	12,271	20,486	32,050	1,25,976	1,74,317
Screws (wood) . . . "	..	3	89	56	20	..	1,384	49,728	84,054	17,739
Tubes, pipes and fittings, wrought . . . "	170	..	2	705	289	39,979	..	1,523	1,81,615	82,290
Wire, other than fencing wire . . . "	164	815	662	761	460	25,095	1,23,289	1,06,578	1,05,197	61,064
Wire nails . . . "	1,505	3,322	2,746	2,564	319	2,60,782	5,42,597	4,75,223	4,06,994	51,071
Other manufactures of Iron or steel . . . "	103	83	98	99	103	26,429	25,571	30,028	26,013	27,470
Total Iron or Steel . . . "	2,197	4,773	4,302	5,426	2,209	4,07,993	8,05,920	8,16,208	10,23,697	5,25,599
Other metals . . . "	1	2	2	6	2	3,151	5,157	5,908	5,158	5,824
Total Metals (excluding Ores) . . . "	2,208	4,887	4,722	5,931	2,320	4,12,341	8,71,970	11,45,208	12,05,674	5,91,560
OIL-CLOTH AND FLOOR-CLOTH . . . sq. yds.	256	20,775	42,329	21,301	41,741	242	14,155	37,201	18,093	29,459
PAPER AND PASTEBOARD—										
Paper—										
Packing paper . . . Cwts.	4,372	5,405	15,267	14,096	14,431	96,792	1,18,720	2,43,602	2,08,971	1,88,213
Printing paper . . . "	6,354	17,893	20,309	4,114	3,507	1,06,459	2,90,031	3,22,523	70,266	52,984
Writing paper and envelopes . . . "	2,021	1,156	3,569	834	500	58,628	26,002	73,409	19,427	9,330
Other kinds of paper . . . "	602	602	2,002	2,863	7,927	17,138	18,698	58,382	57,615	1,26,574
Total Paper and Pasteboard . . . "	14,509	26,056	41,147	21,956	26,365	2,74,017	4,48,446	6,93,966	3,56,279	3,77,101
Paper making materials—										
Pulp of wood . . . "	1,688	14,272
Provisions and Oilman's stores . . . Value	—	—	—	—	—	172	65	1,687	888	45,377
SMOKERS' REQUISITES (excluding TOBACCO) . . . "	—	—	—	—	—	19,693	23,070	24,058	6,970	1,012
STARCH AND FARINA—										
Starch . . . Cwts.	300	53,837	46,229	3,123	4,72,375	3,81,395
STATIONERY . . . Value	—	—	—	—	—	47,483	29,500	43,043	99,466	66,208
SUGAR—										
Sugar, 16 Dutch Standard and above (a) . . . Tons	263	—	—	43,647	—	—
Sugar, 23 Dutch Standard and above . . . "	—	9	15	—	1,800	4,938
Beet sugar . . . "	1,034	421	9,468	513	896	2,21,120	71,152	17,98,839	66,553	1,21,641
Sugar, 15 Dutch Standard and below . . . "	31	217	7,331	49,452
Total Sugar . . . "	1,034	421	9,731	553	1,128	2,21,120	71,152	18,42,436	76,744	1,76,931
TEXTILES—										
Cotton—										
Manufactures—										
Blankets . . . Lbs.	6,000	31,435	..	137	20	3,920	12,788	..	237	27
Piece goods—										
White (bleached) . . . Yards	79,594	8,729	7,906	402	..	26,863	6,076	1,650	651	..
Coloured, printed or dyed . . . "	18,051	22,023	27,998	7,977	2,361	17,862	18,019	17,979	3,972	1,411
Printed goods . . . "	29,466	31,330	61,379	1,117	11,638	9,549	11,247	22,264	1,396	4,059
Woven coloured goods . . . "	66,934	43,416	2,32,193	33,525	10,073	49,545	35,508	94,595	10,291	14,745
Other sorts of manufactures (including twist and yarn) Value	—	—	—	—	—	10,851	9,133	26,139	40,990	10,536
Total of cotton goods (including twist and yarn) . . . "	—	—	—	—	—	1,17,590	92,771	1,62,627	66,537	30,823
Haberdashery and Millinery—										
Lace and embroidery . . . "	—	—	—	—	—	55,851	1,45,461	63,059	72,675	49,118
Other sorts . . . "	—	—	—	—	—	1,59,705	3,44,957	3,60,561	2,78,211	1,57,937
Total Haberdashery and Millinery . . . "	—	—	—	—	—	2,15,556	4,90,418	4,23,611	3,50,886	2,07,055

(a) Sub-divided from 1930-31.

No. 13—continued

CZECHOSLOVAKIA—continued

IMPORTS THEREFROM—concluded

ARTICLES	QUANTITY					VALUE				
	1927-28	1928-29	1929-30	1930-31	1931-32	1927-28	1928-29	1929-30	1930-31	1931-32
TEXTILES—										
Wool—						R	R	R	R	R
Yarn and knitting wool. Lbs.	72	1,265	2	275	376	394	5,389	4	904	1,059
Manufactures—										
Blankets	44,630	28,187	2,898	215	393	63,250	41,140	7,524	546	846
Braids	2,539	1,196	1,640	1,409	1,697	9,866	4,844	5,781	5,710	4,337
Carpets and rugs	17,608	517	..	68	1,034	31,343	957	..	345	2,638
Piecegoods Yards	129,960	313,249	280,387	148,647	184,546	3,80,516	7,18,183	7,00,957	3,19,110	3,25,486
Shawls No.	2,986	248	300	2	..	8,464	3,692	2,521	22	..
Other manufactures Value	—	—	—	—	—	4,655	2,034	14,206	10,070	6,493
Total Woollen manufactures (including yarn and knitting wool)	—	—	—	—	—	4,98,497	7,76,394	7,30,993	3,36,797	3,40,859
Artificial silk—										
Artificial silk yarn Lbs.	31,800	2,200	12,832	1,000	9,105	41,375	4,069	19,616	1,105	7,898
Piecegoods of cotton and artificial silk* Yards	1,075,835	1,242,217	259,981	113,150	—	9,71,141	10,30,494	2,40,162	1,21,577	—
Piecegoods made entirely of artificial silk (a)	—	—	—	247	2,441	—	—	—	1,038	1,101
Piecegoods made of cotton and artificial silk (a)	—	—	—	33,423	18,157	—	—	—	39,441	25,798
Other sorts Value	—	—	—	—	—	35,581	10,223	23,037	14,272	8,300
FOUR REQUISITES (NOT SPECIFIED ELSEWHERE)	—	—	—	—	—	52,748	64,516	79,568	67,964	63,623
TOYS AND REQUISITES FOR GAMES AND SPORTS (including FISHING TACKLE)—										
Requisites for games and sports (excluding firearms, etc.)—										
Playing cards	—	—	—	—	—	10,860	681	254	254	724
Toys	—	—	—	—	—	11,510	9,689	12,626	1,496	3,058
Other kinds	—	—	—	—	—	208	360	..	58	277
Total Toys, etc.	—	—	—	—	—	22,578	10,730	12,880	1,803	4,059
UMBRELLAS AND UMBRELLA FIXTURES	—	—	—	—	—	3,939	11,251	5,390	..	1,048
VEHICLES	—	—	—	—	—	1,139	17,361	26,405	44,880	24,061
WOOD AND TIMBER	—	—	—	—	—	21,808	24,371	33,188	36,914	26,231
POSTAL ARTICLES NOT SPECIFIED	—	—	—	—	—	..	28	1,268	177	..
ALL OTHER ARTICLES OF MERCHANDISE	—	—	—	—	—	3,09,851	1,87,178	1,35,792	1,09,798	1,13,350
GRAND TOTAL	—	—	—	—	—	1,22,39,457	1,29,49,424	1,66,18,784	97,03,011	72,83,839

EXPORTS THERETO

INDIAN MERCHANDISE

ARTICLES	QUANTITY					VALUE				
	1927-28	1928-29	1929-30	1930-31	1931-32	1927-28	1928-29	1929-30	1930-31	1931-32
HIDES AND SKINS, RAW—						R	R	R	R	R
Hides, raw—										
Buffalo hides	Tons 1	6	7	8	11	709	6,700	9,011	2,634	6,200
—No. —100	—2,050	—1,640	—810	—6,200						
Cow hides	Tons 264	253	264	250	99	2,23,005	2,58,260	2,62,764	1,78,571	56,237
—No. —77,700	—71,135	—82,450	—85,815	—35,755						
METAL AND ORES—										
Manganese ore Tons	1,500	45,000	..
ALL OTHER ARTICLES OF MERCHANDISE Value	—	—	—	—	—	150	..	850	..	625
GRAND TOTAL	—	—	—	—	—	2,23,364	2,64,960	2,72,625	2,26,205	63,062

FOREIGN MERCHANDISE

ARTICLES	QUANTITY					VALUE				
	1927-28	1928-29	1929-30	1930-31	1931-32	1927-28	1928-29	1929-30	1930-31	1931-32
Rubber Manufactures Value	—	—	—	—	—	R	R	R	R	R
All other Articles of Merchandise	—	—	—	—	—	1,350	193	446	5,865	2,041
TOTAL VALUE	—	—	—	—	—	1,350	193	29,320	5,865	2,041
GRAND TOTAL OF INDIAN AND FOREIGN MERCHANDISE Value	—	—	—	—	—	2,25,214	2,65,153	3,01,945	2,32,070	65,103

(a) Separately recorded from September 1930.
 * Shown under the following heads from September 1930.

No. 13—continued

SERB-CROAT SLOVENE STATE

IMPORTS THEREFROM

ARTICLES	QUANTITY					VALUE				
	1927-28	1928-29	1929-30	1930-31	1931-32	1927-28	1928-29	1929-30	1930-31	1931-32
						R	R	R	R	R
ASBESTOS MANUFACTURES . Value	—	—	—	—	—	13,786	1,22,468	53,518
BUILDING AND ENGINEERING MATERIALS, other than OF IRON, STEEL, OR WOOD— Cement— Portland . . . Tons	129	1,475	1,822	1,944	6,627	5,701	67,841	70,577	73,564	2,18,647
CHEMICALS AND CHEMICAL PREPARATIONS (excluding CHEMICAL MANURES AND MEDICINES)— Carbide of Calcium . . Cwts.	700	1,350	800	..	433	10,123	19,166	11,606	—	6,676
Hardware, excluding cutlery and Electro-plated ware . Value	—	—	—	—	—	38,224	30,519	65,885	80,402	30,829
Manures . . . tons	50	..	302	47	300	13,312	..	41,817	5,875	26,954
Paper and Pasteboard— Printing paper . . Cwts.	62	1,343	1,344	2,390	1,072	1,136	17,654	21,115	34,363	14,820
SUGAR— Beet Sugar . . . Tons	4,958	50	7,48,667	8,140	..
WOOD AND TIMBER— Deal and Pine wood . Cub.Ton	2,884	1,660	1,028	3,122	2,027	1,99,757	1,40,711	2,44,620	2,48,090	1,50,811
Other kinds of wood and timber . Value	—	—	—	—	—	749	2,436	27
Manufactures of wood, other than furniture and cabinet ware . "	—	—	—	—	—	6,691	2,073	8,421	14,298	9,336
Total Wood and Timber . "	—	—	—	—	—	2,06,448	1,43,384	2,53,700	2,64,854	1,60,674
ALL OTHER ARTICLES OF MERCHANDISE . . "	—	—	—	—	—	13,692	24,221	26,844	26,624	18,451
GRAND TOTAL . . "	—	—	—	—	—	2,88,636	3,02,785	12,54,087	6,16,340	5,30,599

EXPORTS THERETO

INDIAN MERCHANDISE

ARTICLES	QUANTITY					VALUE				
	1927-28	1928-29	1929-30	1930-31	1931-32	1927-28	1928-29	1929-30	1930-31	1931-32
						R	R	R	R	R
GRAIN, PULSE AND FLOUR— Rice not in the husk— Cleansed rice . . Tons	..	500	54,607
Hides and Skins— Cow hides . . Tons & No.	85 —9,925	36,561
TEXTILES— Cotton— Manufactures— Twist and yarn . . Lbs.	10,000	2,400	9,984	1,805
Hemp—raw . . Cwts.	714	12,000
Jute— Manufactures— Sack & gunny bags . No.	377,700	270,300	330,000	1,41,982	96,065	98,925
ALL OTHER ARTICLES OF MERCHANDISE . Value	—	—	—	—	—	117	485	1,709
GRAND TOTAL . . "	—	—	—	—	—	1,51,916	1,52,377	1,47,603	485	1,709

FOREIGN MERCHANDISE

No. 13—continued
ALBANIA
IMPORTS THEREFROM

	QUANTITY					VALUE				
	1927-28	1928-29	1929-30	1930-31	1931-32	1927-28	1928-29	1929-30	1930-31	1931-32
TOTAL VALUE	—	—	—	—	—	R 830	R 278	R ..	R 18,141	R 10

EXPORTS THERETO
INDIAN MERCHANDISE

	QUANTITY					VALUE				
	1927-28	1928-29	1929-30	1930-31	1931-32	1927-28	1928-29	1929-30	1930-31	1931-32
TOTAL VALUE	—	—	—	—	—	R ..	R ..	R ..	R 30	R ..

FOREIGN MERCHANDISE

	QUANTITY					VALUE				
	1927-28	1928-29	1929-30	1930-31	1931-32	1927-28	1928-29	1929-30	1930-31	1931-32
GRAND TOTAL Value	—	—	—	—	—	R ..	R ..	R 2,100	R ..	R ..
GRAND TOTAL OF INDIAN AND FOREIGN MERCHANDISE Value	—	—	—	—	—	R ..	R ..	R 2,100	R 30	R ..

BULGARIA
IMPORTS THEREFROM
Nil.

EXPORTS THERETO

INDIAN MERCHANDISE

ARTICLES	QUANTITY					VALUE				
	1927-28	1928-29	1929-30	1930-31	1931-32	1927-28	1928-29	1929-30	1930-31	1931-32
HIDES AND SKINS, RAW—						R	R	R	R	R
Hides, raw—										
Buffalo hides Tons	649	1,038	516	620	548	4,28,206	8,31,800	4,95,631	4,68,392	2,36,441
=No.	63,977	95,657	51,468	63,799	42,201					
Tons	131	128	142	323	311	1,14,939	1,27,790	1,66,272	2,38,831	1,77,305
Cow hides	27,575	25,483	29,660	71,925	78,867					
=No.	32	14	20	..	5	40,745	12,857	23,479	..	2,587
Tons	16,220	7,500	7,800	..	1,600					
Calf skins	16,220	7,500	7,800	..	1,600	5,83,940	9,72,452	6,85,382	7,02,173	4,16,238
=No.	812	1,178	673	943	859					
Tons	107,772	128,640	88,928	135,724	122,668					
=No.										
Total Hides, raw	812	1,178	673	943	859					
=No.	107,772	128,640	88,928	135,724	122,668					
Tons										
=No.										
LAC—										
Shell Cwts.	..	44	5,280
SEEDS—										
Sesamum (til or linjill) . Tons	10	70	15	3,072	17,700	3,450
SPICES—										
Pepper Cwts.	..	125	69	212	430	..	11,625	6,400	8,575	19,874
TEXTILES—										
Cotton—										
Raw Lbs.	23	..	2	10	20	20,320	10	1,500	4,400	9,350
Twist and yarn	705,480	479,240	383,200	190,000	556,400	4,04,875	2,76,775	2,25,095	71,178	1,02,942
Hemp, (chiefly <i>sana</i>) raw. Cwts.	..	2,674	900	1,718	56,050	13,160	26,360	..
Jute—										
Manufactures—										
Gunny bags—										
Sacking No.	16,000	17,600	44,000	16,100	69,400	6,400	10,378	16,660	6,023	17,895
Hessian	80,000	80,000	160,000	50,000	221,000	26,094	26,200	48,375	9,525	41,736
Total Gunny bags	96,000	97,600	204,000	66,100	290,400	32,494	36,578	67,035	15,548	59,631
Gunny cloth—										
Hessian Yards	..	100,000	15,000
ALL OTHER ARTICLES OF MERCHANDISE Value	—	—	—	—	—	2,013	1,450	475	28,439	805
GRAND TOTAL	—	—	—	—	—	10,46,714	13,92,931	10,02,497	8,56,718	6,99,896

FOREIGN MERCHANDISE

	QUANTITY					VALUE				
	1927-28	1928-29	1929-30	1930-31	1931-32	1927-28	1928-29	1929-30	1930-31	1931-32
TOTAL VALUE	—	—	—	—	—	R ..	R ..	R ..	R ..	R 600
GRAND TOTAL OF INDIAN AND FOREIGN MERCHANDISE Value	—	—	—	—	—	10,46,714	13,92,931	10,02,497	8,56,718	6,99,496

ROUMANIA
IMPORTS THEREFROM

ARTICLES	QUANTITY					VALUE				
	1927-28	1928-29	1929-30	1930-31	1931-32	1927-28	1928-29	1929-30	1930-31	1931-32
OIL—						R	R	R	R	R
Mineral oil—										
Fuel Oil . . . Gals.	968,860	1,75,347
Kerosene in bulk	882,756	5,51,722
Salt . . . Tons	..	12,480	7,878	2,62,835	1,50,091
ALL OTHER ARTICLES OF MERCHANDISE . . .	—	—	—	—	—	2,500	5
TOTAL VALUE	—	—	—	—	—	2,500	2,62,835	1,50,091	..	7,27,074

EXPORTS THERETO

INDIAN MERCHANDISE

ARTICLES	QUANTITY					VALUE				
	1927-28	1928-29	1929-30	1930-31	1931-32	1927-28	1928-29	1929-30	1930-31	1931-32
GRAIN, PULSE AND FLOUR—						R	R	R	R	R
Rice not in the husk—										
Cleaned rice . . . Tons	5,800	18,400	1,000	100	200	7,42,000	17,53,707	1,43,860	5,267	10,578
HIDES AND SKINS, RAW—										
Hides, raw—										
Buffalo hides { Tons	0	8	..	5	..	6,094	4,374	..	4,887	..
{ =No.	=5,100	=500	..	=600	..					
Cow hides { Tons	111	6	1	5	10	1,08,728	6,578	982	3,075	5,570
{ =No.	=26,652	=1,600	=125	=1,250	=3,700					
LAC—										
Shell . . . Cwts.	66	15	..	37	..	3,586	2,000	..	1,747	..
SEEDS—										
Non-essential—										
Sesamum (oil or (in)li) . . . Tons	92	..	15	33,643	..	3,450
SPICES—										
Pepper . . . Cwts.	805	..	37	40	457	43,330	..	9,850	2,400	15,724
TEA, BLACK . . . Lbs.	98,090	85,990	17,840	27,500	21,250	84,178	61,752	12,676	20,624	10,625
TEXTILES—										
Cotton—										
Twist and Yarn . . .	5,200	13,300	13,220	2,844	8,072	8,687
Jute—										
Manufactures—										
Gunny bags—										
Sacking . . . No.	144,300	407,700	1,017,615	331,446	487,900	77,146	2,21,148	3,68,040	1,37,059	1,33,386
Hessian . . . "	..	25,000	60,100	90,000	140,500	..	8,637	21,002	18,487	16,078
Total Gunny bags . . .	144,300	432,700	1,077,715	421,446	628,400	77,146	2,29,835	3,89,042	1,55,546	1,49,464
ALL OTHER ARTICLES OF MERCHANDISE . . . Value	—	—	—	—	—	4,458	675	7,483	11,893	8,550
TOTAL VALUE	—	—	—	—	—	11,16,610	20,66,993	5,75,480	2,05,009	2,00,511

FOREIGN MERCHANDISE

ARTICLES	QUANTITY					VALUE				
	1927-28	1928-29	1929-30	1930-31	1931-32	1927-28	1928-29	1929-30	1930-31	1931-32
TOTAL VALUE Value	—	—	—	—	—	3,800	..	250	..	7,100
GRAND TOTAL OF INDIAN AND FOREIGN MERCHANDISE	—	—	—	—	—	11,20,410	20,66,993	5,75,730	2,05,009	2,07,611

No. 13—continued
GREECE
IMPORTS THEREFROM.

ARTICLES	QUANTITY					VALUE				
	1927-28	1928-29	1929-30	1930-31	1931-32	1927-28	1928-29	1929-30	1930-31	1931-32
						£	£	£	£	£
FRUITS AND VEGETABLES—										
Fruits and Vegetables dried, salted, or preserved not being canned or bottled—										
Almonds . . . Tons	224	393	321	50	37	1,48,468	2,06,509	2,18,534	43,750	15,410
Currants and raisins . .	17	40	60	50	36	9,827	26,924	32,746	21,632	20,618
Other sorts . . . "	200	353	264	289	251	70,220	1,41,108	1,05,532	1,03,738	98,087
Total Fruits and Vegetables dried, salted or preserved . . . "	441	786	645	398	324	2,28,515	4,34,541	3,51,812	1,74,450	1,35,015
GUMS AND RESINS . . . Cwts.	79	238	128	160	140	12,186	21,450	20,242	24,777	17,202
Metals—										
Ferro Alloys* . . . Tons.	—	—	—	..	656	—	—	—	..	1,03,872
POSTAL ARTICLES NOT SPECIFIED . . . Value	—	—	—	—	—	1,494	521	158	70	00
ALL OTHER ARTICLES OF MERCHANDISE . . . "	—	—	—	—	—	17,853	20,702	10,976	18,889	12,372
GRAND TOTAL . . . "	—	—	—	—	—	2,60,048	4,86,304	3,83,188	2,18,145	3,28,567

EXPORTS THERETO

INDIAN MERCHANDISE

ARTICLES	QUANTITY					VALUE				
	1927-28	1928-29	1929-30	1930-31	1931-32	1927-28	1928-29	1929-30	1930-31	1931-32
						£	£	£	£	£
COIR, MANUFACTURED (excluding rope) . . . Tons	16	6	2	18	30	6,420	2,680	2,250	4,910	7,494
DYEING AND TANNING SUBSTANCES—										
Indigo . . . Cwts.	311	302	314	360	452	90,413	84,718	97,827	1,02,842	1,10,153
GRAIN, PULSE AND FLOUR—										
Wheat . . . "	..	2,000	2,80,000
Other sorts . . . "	29	155	5,025	19,477
Total Grain, Pulse and Flour	2,000	..	29	155	..	2,80,000	..	5,025	19,477
HIDES AND SKINS, RAW—										
Hides, raw—										
Buffalo hides . . . { Tons	624	499	458	551	137	4,41,739	3,46,630	3,04,422	4,05,230	87,531
.. .. . { =No.	=65,478	=50,039	=42,961	=56,084	=16,778					
Cow hides . . . { Tons	279	1,047	391	713	578	2,69,339	11,33,638	4,06,287	4,72,423	2,06,485
.. .. . { =No.	=53,836	=184,800	=70,075	=127,540	=113,442					
(all skins . . . { Tons	28	19	4	1	..	39,325	21,323	2,233	768	..
.. .. . { =No.	=8,890	=6,900	=500	=200	..					
Other hides . . . { Tons	..	3	3,000
.. .. . { =No.	..	=690					
Total Hides, raw . . . { Tons	931	1,568	848	1,265	710	7,43,908	15,04,591	7,12,962	8,78,435	3,34,016
.. .. . { =No.	=123,198	=242,429	=113,536	=188,824	=130,220					
LAC, SHELL . . . Cwts.	135	381	267	433	662	20,536	51,971	32,024	23,914	32,365

* Separately shown from 1930-31.

INDIAN MERCHANDISE—continued

ARTICLES	QUANTITY					VALUE				
	1927-28	1928-29	1929-30	1930-31	1931-32	1927-28	1928-29	1929-30	1930-31	1931-32
SEEDS—										
Non-essential—										
Castor . . . Tons	230	380	260	310	300	58,211	65,250	51,517	49,013	37,726
Cotton . . . "	10	300	925	30,005
Linseed . . . "	2,598	2,700	3,505	2,975	3,100	5,19,000	5,56,263	6,98,489	5,56,077	3,42,981
Niger . . . "	210	300	40,075	66,500
Rape . . . "	5	200	1,850	46,000
Sesamum (oil or jinili) . . "	92	105	15	28,842	25,200	3,450
Other sorts . . . "	10	25	15	10	35	1,400	3,031	2,925	1,087	9,920
Total Seeds, non-essential . . "	3,216	3,960	3,795	3,295	3,435	6,45,303	7,82,240	7,56,381	6,06,176	3,90,627
SPICES—										
Pepper . . . Cwts.	998	..	219	..	1,255	79,900	..	21,480	..	57,783
TEA, BLACK . . . Lbs.	239,074	236,442	224,469	125,085	59,525	2,05,197	2,39,180	1,44,706	70,891	21,994
TEXTILES—										
Cotton, raw . . . Tons	152	54	151	605	355	1,47,035	61,050	1,36,005	3,52,445	1,89,305
.. twist and yarn . . Lbs.	566,183	490,484	306,000	149,600	27,600	3,20,594	2,87,666	1,57,101	69,592	9,142
.. Piece-goods . . . Yards	98,000	72,000	28,001	18,380
Hemp (chiefly esna)—										
Raw . . . Cwts.	12,178	18,616	21,290	21,210	13,082	2,05,370	2,84,600	3,22,011	2,75,861	1,51,003
Jute—										
Raw . . . Tons	862	2,221	1,909	1,210	1,402	3,16,209	7,87,555	6,63,520	2,67,578	2,83,901
Manufactures—										
Gunny bags . . . No.	5,207,633	4,651,300	3,004,700	3,409,500	3,947,400	32,84,858	30,99,957	15,46,808	12,11,402	12,31,525
.. cloth . . . Yards	952,000	1,461,000	1,701,000	2,010,300	3,346,500	2,08,687	3,04,713	3,01,520	2,66,967	3,57,683
WOOL—										
Manufacture—										
Carpets and rugs . . . Lbs.	680	6,146	360	1,098	..	1,399	12,501	996	4,630	..
ALL OTHER ARTICLES OF MERCHANDISE . . . Value	—	—	—	—	—	30,816	15,809	4,233	14,813	8,101
GRAND TOTAL . . .	—	—	—	—	—	68,38,441	78,17,620	48,99,299	41,54,881	32,63,574

FOREIGN MERCHANDISE

ARTICLES	QUANTITY					VALUE				
	1927-28	1928-29	1929-30	1930-31	1931-32	1927-28	1928-29	1929-30	1930-31	1931-32
GUMS AND RESINS . . . Cwts.	1,357	1,627	1,405	1,538	1,278	44,745	61,391	50,625	57,910	36,733
TEXTILES—										
Wool manufactures . . . Value	—	—	—	—	—	1,012	20,560	38,200
ALL OTHER ARTICLES OF MERCHANDISE . . .	—	—	—	—	—	7,235	8,465	9,950	2,508	7,300
GRAND TOTAL . . .	—	—	—	—	—	52,092	90,416	98,775	60,418	44,033
GRAND TOTAL OF INDIAN AND FOREIGN MERCHANDISE . . .	—	—	—	—	—	68,91,436	97,08,036	40,98,074	42,15,299	33,07,607

CRETE

IMPORTS THEREFROM

Ni.

No. 13—continued

CRETE—continued

EXPORTS THERETO

INDIAN MERCHANDISE

ARTICLES	QUANTITY					VALUE				
	1927-28	1928-29	1929-30	1930-31	1931-32	1927-28	1928-29	1929-30	1930-31	1931-32
GRAIN, PULSE AND FLOUR— Wheat . . . Tons	1,400	2,350	2,000	1,700	..	1,96,000	2,19,000	2,30,000	1,69,900	..
HIDES AND SKINS, RAW— Hides, raw— Cow hides . . . Tons	11	2	2	38	32	10,227	2,812	3,100	26,338	15,376
ALL OTHER ARTICLES OF MERCHANDISE . . . Value	=2,050	=500	=450	=6,840	=6,760					
TOTAL VALUE	—	—	—	—	—	2,06,627	2,22,585	2,33,972	1,96,581	15,749

FOREIGN MERCHANDISE

Nil

TURKEY, EUROPEAN

IMPORTS THEREFROM

ARTICLES	QUANTITY					VALUE				
	1927-28	1928-29	1929-30	1930-31	1931-32	1927-28	1928-29	1929-30	1930-31	1931-32
BOOKS, PRINTED, AND PRINTED MATTER (not being STATIONERY) (including MAPS AND CHARTS) . . . Cwts.	8	60	..	33	58	450	11,797	..	1,937	2,604
FURNITURE AND CABI- NETWARE . . . Value	—	—	—	—	—	..	14,041
OILS, MINERAL . . . Gals.	..	3,765	11,970
RUBBER MANUFACTURES— Pneumatic motor covers . . . No.	440	18,604	..
TEXTILES— Wool manufactures . . . Value	—	—	—	—	—	4,200	4,190	1,083
ALL OTHER ARTICLES OF MERCHANDISE . . . Value	—	—	—	—	—	38,847	20,353	9,544	8,022	5,976
GRAND TOTAL . . .	—	—	—	—	—	48,497	62,351	10,627	28,563	8,580

EXPORTS THERETO

INDIAN MERCHANDISE

ARTICLES	QUANTITY					VALUE				
	1927-28	1928-29	1929-30	1930-31	1931-32	1927-28	1928-29	1929-30	1930-31	1931-32
DRUGS AND MEDICINES (excluding CHEMICALS AND NARCOTICS) . . . Value	—	—	—	—	—	1,400	7,530	2,000	2,650	..
DYEING AND TANNING SUBSTANCES— Indigo . . . Cwts.	35	11	11	33	18	10,245	2,910	3,050	7,740	4,532
Other sorts (including lac-dye) . . .	1,369	2,585	2,493	2,919	2,184	47,310	1,12,175	75,208	75,700	50,435
GRAIN, PULSE AND FLOUR— Rice, not in the husk— Boiled rice . . . Tons	539	669	950	928	1,152	1,17,755	1,41,226	1,81,363	1,46,276	1,44,571
Cleaned rice . . .	115	70	66	82	280	22,752	12,711	12,536	8,092	32,053
HIDES AND SKINS, RAW— Hides, raw— Buffalo hides . . . Tons	295	535	187	599	382	2,07,232	3,55,298	1,14,567	2,13,189	1,25,306
=No.	=25,064	=38,963	=10,324	=36,857	=24,615					
Cows . . . Tons	230	222	269	400	495	2,01,591	2,45,731	2,84,505	2,66,041	2,44,470
=No.	=42,132	=40,453	=51,376	=70,931	=86,877					
Calfskins . . . Tons	60	14	53,093	11,342
=No.	=23,627	=6,001					
Total Hides, raw . . . Tons	585	771	456	999	877	4,61,916	6,12,371	3,99,062	5,79,230	3,69,785
=No.	=95,323	=85,417	=62,200	=107,788	=111,492					
SKINS, RAW . . . Tons	..	3	3	6,780	11,066
=No.	..	=4,920	=7,187
LAC SHELL . . . Cwts.	221	123	110	178	120	45,525	15,636	13,730	11,075	5,200

No. 13—continued
 TURKEY, EUROPEAN—continued
 EXPORTS THEREFROM—continued

INDIAN MERCHANDISE—continued

ARTICLES	QUANTITY					VALUE				
	1927-28	1928-29	1929-30	1930-31	1931-32	1927-28	1928-29	1929-30	1930-31	1931-32
PARAFFIN WAX . . . Tons	..	20	9,100
PERFUMERY not being PERFUMED SPIRITS . Value	—	—	—	—	—	13,350	8,800	2,925	6,750	2,791
SEEDS—										
Ground nuts . . . Tons	66	57	30	24,908	18,070	10,200
Sesamum . . . "	..	46	213	24,640	85,180
Other sorts . . . "	5	2,197
SPICES—										
Pepper . . . Cwts.	2,059	855	672	192	1,130	1,24,403	68,397	65,200	10,500	49,630
Other sorts . . . "	10	21	12	37	6	1,078	775	2,840	1,350	1,800
Total Spices . . . "	2,069	876	684	229	1,136	1,25,481	69,172	68,040	11,850	51,430
TEA, BLACK . . . Lbs.	195,572	207,475	243,375	230,295	179,700	1,73,834	1,52,043	1,77,348	1,50,188	1,09,232
TEXTILES—										
Cotton—										
Twist and yarn . . . "	450,800	210,000	94,000	319,600	68,400	2,94,877	1,42,366	69,496	1,36,706	32,820
Manufactures—										
Piece-goods . . . Yards	149,760	274,800	150,720	50,450	1,850	38,135	64,185	38,420	10,750	430
Jute—										
Manufactures—										
Gunny bags . . . No.	896,722	719,400	975,350	1,108,950	1,446,307	6,21,378	4,73,852	3,77,233	2,73,882	3,53,747
" cloth . . . Yards	3,368,000	4,003,000	2,750,000	1,334,000	2,710,000	6,77,324	8,40,953	4,83,742	2,09,364	2,72,311
Wool—										
Manufactures—										
Carpets and rugs . Lbs.	4,480	..	6,020	1,422	2,994	15,759	..	31,379	11,200	19,315
ALL OTHER ARTICLES OF MERCHANDISE . . . Value	—	—	—	—	—	8,483	17,153	40,505	8,972	11,622
GRAND TOTAL . . . "	—	—	—	—	—	27,08,250	27,52,735	20,82,465	16,50,365	14,60,824

FOREIGN MERCHANDISE

ARTICLES	QUANTITY					VALUE				
	1927-28	1928-29	1929-30	1930-31	1931-32	1927-28	1928-29	1929-30	1930-31	1931-32
FRUITS AND VEGETABLES . Value	—	—	—	—	—	3,400	5,825	8,370
TEXTILES—										
Cotton Manufactures (including Twist and Yarn) . Value	—	—	—	—	—	6,000
Haberdaashery and millinery . . . "	—	—	—	—	—	8,250	2,500	200
Wool Manufactures . . . "	—	—	—	—	—	5,74,088	3,62,976	1,82,003	1,12,000	1,85,775
ALL OTHER ARTICLES OF MERCHANDISE . . . "	—	—	—	—	—	10,245	8,337	5,292	12,883	16,058
GRAND TOTAL . . . "	—	—	—	—	—	6,01,983	3,79,638	1,83,495	1,24,883	2,10,203
GRAND TOTAL OF INDIAN AND FOREIGN MERCHANDISE . . . "	—	—	—	—	—	33,10,233	31,32,373	22,75,960	17,75,248	16,71,027

No. 13—continued

CYPRUS

IMPORTS THEREFROM

ARTICLES	QUANTITY					VALUE				
	1927-28	1928-29	1929-30	1930-31	1931-32	1927-28	1928-29	1929-30	1930-31	1931-32
INSTRUMENTS, APPARATUS AND APPLIANCES AND PARTS THEREOF . Value	—	—	—	—	—	£	£	£	£	£
						—	11,641
ALL OTHER ARTICLES OF MERCHANDISE ..	—	—	—	—	—	157	6,183	307	879	709
TOTAL VALUE ..	—	—	—	—	—	157	17,823	307	879	709

EXPORTS THERETO

INDIAN MERCHANDISE

ARTICLES	QUANTITY					VALUE				
	1927-28	1928-29	1929-30	1930-31	1931-32	1927-28	1928-29	1929-30	1930-31	1931-32
DYEING AND TANNING SUBSTANCES—						£	£	£	£	£
Indigo . . . Cwts	22	3	2	5,920	720	860
HIDES, RAW . . . } Tons	1	..	12	1,050	..	5,803
PARAFFIN WAX . . . } Tons	194	..	1,081					
	..	22	31	27	25	..	10,237	14,595	12,092	10,920
TEXTILES—										
Cotton— Twist and Yarn . Lbs.	506,024	150,046	346,800	194,800	233,640	3,31,881	95,056	2,11,079	81,373	84,571
Manufactures—										
Piecegoods . Yards	81,850	21,600	216,000	82,800	95,200	21,369	5,711	53,412	5,346	5,741
Jute, gunny bags . No.	304,000	475,500	477,500	67,000	233,700	1,85,200	2,06,081	1,99,024	12,080	63,461
ALL OTHER ARTICLES OF MERCHANDISE . Value	—	—	—	—	—	5,790	3,494	1,510	16,435	13,374
GRAND TOTAL ..	—	—	—	—	—	5,01,270	3,21,299	4,86,283	1,23,326	1,73,557

FOREIGN MERCHANDISE

ARTICLES	QUANTITY					VALUE				
	1927-28	1928-29	1929-30	1930-31	1931-32	1927-28	1928-29	1929-30	1930-31	1931-32
						£	£	£	£	£
TOTAL VALUE	—	—	—	—	—	..	25	961
GRAND TOTAL OF INDIAN AND FOREIGN MER- CHANDISE . Value	—	—	—	—	—	5,01,270	3,21,324	4,86,283	1,23,326	1,74,519

No. 13—*continued*
TURKEY, ASIATIC
IMPORTS THEREFROM

ARTICLES	QUANTITY					VALUE				
	1927-28	1928-29	1929-30	1930-31	1931-32	1927-28	1928-29	1929-30	1930-31	1931-32
FRUITS AND VEGETABLES: DRIED SALTED OR PRESERVED NOT BEING CANNED OR BOTTLED Tons	9	..	91	17	11	R 1,330	R ..	R 15,185	R 2,855	R 1,758
POSTAL ARTICLES NOT SPE- CIFIED Value	—	—	—	—	—	917	1,347	23	1,077	385
ALL OTHER ARTICLES OF MERCHANDISE . . . "	—	—	—	—	—	—	9,977	1,549	368	2,696
GRAND TOTAL . . . "	—	—	—	—	—	2,247	11,324	16,707	4,300	4,839

EXPORTS THERETO

INDIAN MERCHANDISE

ARTICLES	QUANTITY					VALUE				
	1927-28	1928-29	1929-30	1930-31	1931-32	1927-28	1928-29	1929-30	1930-31	1931-32
CANDIES OF ALL KINDS Lbs.	25,288	110,457	24,000	R 7,112	R 31,066	R 6,750
DRUGS AND MEDICINES Value	—	—	—	—	—	5,275	..
DYEING AND TANNING SUBSTANCES— Indigo . . . Cwts.	13	..	4	5	11	2,930	..	810	1,120	2,340
Other sorts (including lac-dye). . . "	40	..	290	271	426	800	..	11,175	13,511	13,785
GRAIN, PULSE AND FLOUR— Rice, not in the husk— Boiled Rice . . . Tons	5,260	1,812	1,622	544	609	9,07,413	2,85,621	2,27,398	78,066	59,482
Cleaned rice . . . "	458	212	..	81	..	68,318	29,838	..	2,644	..
Total Rice not in the husk . . . "	5,718	2,024	1,622	575	609	9,75,731	3,15,459	2,27,398	80,650	59,482

No. 13—continued

TURKEY, ASIATIC—continued

EXPORTS THERETO—continued

INDIAN MERCHANDISE—continued

ARTICLES	QUANTITY					VALUE				
	1927-28	1928-29	1929-30	1930-31	1931-32	1927-28	1928-29	1929-30	1930-31	1931-32
						R	R	R	R	R
HIDES AND SKINS, RAW—										
Hides, raw	Tons =16,395	108 =6,689	128 =5,691	80 =3,767	108 =3,256	1,62,647	61,627	59,615	24,451	38,396
Lea	Cwts. 86	5,246
Spices	Cwt. 54	51	122	268	221	4,150	4,500	11,000	18,500	15,312
PEA, BLACK	Lbs. 164,120	452,067	262,651	372,115	290,052	1,25,589	3,40,615	1,94,294	2,67,411	1,85,278
TEXTILES—										
Cotton—										
Twist and yarn	..	1,340,255	417,000	375,600	242,370	358,000	8,83,022	3,10,072	2,79,714	1,37,547
Manufactures— Piecegoods	Yards 438,600	29,512	..	14,400	..	1,09,191	7,481	..	3,000	..
Other sorts	Value —	—	—	—	—	..	185	..	685	..
Total Cotton man- ufactures (including twist and yarn)	..	—	—	—	—	9,02,213	3,17,688	2,79,714	1,41,182	1,57,378
Jute—										
Manufactures—										
Gunny bags	No. 1,765,160	1,588,000	1,278,425	1,258,312	1,951,887	11,89,261	10,14,691	7,01,688	5,25,726	6,10,319
cloth	Yards 460,000	265,000	103,000	166,000	415,000	97,737	57,050	19,737	24,905	45,629
Total Jute man- ufactures (including twist and yarn)	Value —	—	—	—	—	12,86,998	10,71,741	7,21,375	5,50,631	6,55,948
Tobacco	Lbs. 1,954	8,780	..	525	68,360	530	2,915	..	502	11,762
WOOD AND TIMBER—										
Teak wood	Cubic Tons 142	75	45,378	12,775
ALL OTHER ARTICLES OF MERCHANDISE	Value —	—	—	—	—	6,652	10,285	2,516	12,473	6,636
GRAND TOTAL	..	—	—	—	—	36,15,975	21,63,671	15,07,897	11,17,656	11,02,767

TURKEY, ASIATIC
SYRIA

(368)

No. 13—continued
TURKEY, ASIATIC—continued
EXPORTS THERETO—continued

FOREIGN MERCHANDISE

ARTICLES	QUANTITY					VALUE				
	1927-28	1928-29	1929-30	1930-31	1931-32	1927-28	1928-29	1929-30	1930-31	1931-32
						R	R	R	R	R
Coal and coke . . . Tons	400	6,800	..
TEXTILES—										
Cotton manufactures—										
Piece-goods . . . Yards	189,200	52,180
ALL OTHER ARTICLES OF MERCHANDISE . . . Value	—	—	—	—	—	3,445	500	..	4,150	1,000
GRAND TOTAL . . .	—	—	—	—	—	55,575	500	..	10,950	1,000
GRAND TOTAL OF INDIAN AND FOREIGN MERCHANDISE . . .	—	—	—	—	—	36,71,650	21,69,171	15,07,897	11,28,606	11,03,767

SYRIA

IMPORTS THEREFROM

ARTICLES	QUANTITY					VALUE				
	1927-28	1928-29	1929-30	1930-31	1931-32	1927-28	1928-29	1929-30	1930-31	1931-32
						R	R	R	R	R
FRUITS AND VEGETABLES ; DRIED SALTED, OR PRESERVED, NOT BEING CANNED OR BOTTLED—										
Almonds Tons	..	16	100	..	8,041	52,52
TEXTILES—										
Artificial silk yarn . . lbs.	8,501	10,846
VEHICLES, excluding LOCOMOTIVES, ETC., FOR RAILWAYS—										
MECHANICALLY PROPULSED VEHICLES (excluding RAILWAY LOCOMOTIVES AND TRACTORS—										
Parts of Air Craft . . Value	—	—	—	—	—	14,38
ALL OTHER ARTICLES OF MERCHANDISE . . .	—	—	—	—	—	4,672	17,314	4,426	4,237	6,751
GRAND TOTAL . . .	—	—	—	—	—	4,672	25,855	14,772	4,237	73,65

EXPORTS THERETO

INDIAN MERCHANDISE

ARTICLES	QUANTITY					VALUE				
	1927-28	1928-29	1929-30	1930-31	1931-32	1927-28	1928-29	1929-30	1930-31	1931-32
						R	R	R	R	R
APPAREL (including DRAPERY, UNIFORMS BUT excluding HOSIERY AND BOOTS AND SHOES) . . . Value	—	—	—	—	—	2,206	4,830	11,890	6,205	15,51
DRUGS AND MEDICINES . . .	—	—	—	—	—	3,377	5,570	4,287	3,075	6,03
DYING AND TANNING SUBSTANCES—										
Indigo Cwts.	148	47	2	18	9	40,774	12,200	496	5,740	1,98
Turmeric "	364	103	157	419	514	7,168	4,170	3,885	8,655	11,60
Other sorts "	703	705	338	493	332	32,910	29,785	11,212	31,274	8,55
Total Dying, etc. . .	1,215	855	497	930	855	80,861	46,105	15,598	35,669	22,13
FRUITS AND VEGETABLES . Value	—	—	—	—	—	23,905	27,899	23,667	8,837	20,05
GRAIN, PULSE AND FLOUR—										
Pulse Tons	62	90	86	35	38	19,518	27,440	29,074	9,883	11,591
Rice not in the husk . . "	62	121	81	22	573	13,598	26,415	15,260	3,050	64,951
Wheat "	—	4,304	6,78,089
Wheat flour "	—	34	6,800

No. 13—continued

SYRIA—continued

EXPORTS THERETO—continued

INDIAN MERCHANDISE—continued

ARTICLES	QUANTITY					VALUE				
	1927-28	1928-29	1929-30	1930-31	1931-32	1927-28	1928-29	1929-30	1930-31	1931-32
HIDES AND SKINS, RAW—						R	R	R	R	R
Hides, raw—										
Buffalo hides	Tons 34	26	15	7	12	19,597	14,544	9,519	3,851	7,050
	=No. -1,405	=1,155	=1,800	=402	=600					
Cow hides	Tons 8	..	2	2	4	5,765	..	2,006	926	1,550
	=No. -720	..	=300	=104	=1,000					
Calf skins	Tons 1	1,271
	=No. -500					
Total Hides, raw	Tons 43	26	17	9	16	26,633	14,544	11,525	4,777	8,600
	=No. -2,625	=1,155	=2,100	=506	=1,500					
LAC—										
Shell	Cwts. 5	34	99	97	119	780	3,819	10,766	6,194	5,484
Others	2	1,200	..	240
Total Lac	34	101	97	119	1,980	3,819	11,000	6,194	5,484
LEATHER—										
Hides, tanned or dressed	Tons 2	30	10	18	23	2,300	56,730	43,848	36,890	31,850
	=No. -260	=3,646	=2,550	=2,235	=2,730					
METALS AND ORES—										
Brass Bronze and similar Alloys—										
Wrought	Cwts. 19	22	36	30	28	3,400	4,300	8,080	3,925	3,700
Iron or Steel	Tons	14	6,293
OILS—										
Essential—										
Palmarosa Oil	Gals. 14	142	56	600	6,200	2,600
Other sorts	88	3,540	2,800
Total Essential Oils	230	56	4,140	9,000	2,600
SEEDS—										
Oilseeds—										
Essential	Tons ..	2	2	..	910	..	575	2,010
Non-essential—										
Groundnuts	254	129	142	95	58,574	92,081	47,790	43,233	27,782
Sesamum (oil or jinjili)	56	5	..	19,409	1,460
Other sorts	405
Total Seeds, Non-essential	310	129	142	100	58,979	1,11,490	47,790	43,233	29,192
Other than oilseeds	1	190	290	856	90
Total Seeds	312	129	143	102	58,979	1,12,590	48,080	44,089	31,292
SPICES—										
Cardamoms	Cwts. 116	136	85	92	57	29,150	26,821	15,875	17,850	7,650
Ginger	26	117	229	231	3,412	1,990	4,005	6,195	5,607
Pepper	1,007	1,233	1,127	684	1,89,910	1,03,793	1,12,023	75,433	40,399
Other sorts	43	11	400	1,405	250
Total Spices	1,212	1,451	1,448	972	2,22,872	1,33,509	1,82,153	96,508	53,656
TEA, BLACK—										
Raw	Lbs. 97,469	118,619	77,868	94,780	197,956	30,306	1,06,839	71,549	76,254	86,418
TEXTILES—										
Cotton—										
Raw	Tons	23	19,225
Twist and yarn	Lbs. 1,932,400	1,901,506	1,962,312	1,974,000	2,171,300	14,64,171	16,30,127	15,02,812	13,68,724	14,43,188
Manufactures—										
Piece-goods—										
Grey (unbleached)	Yards 80,880	168,788	75,000	16,950	41,637	21,866
White (bleached)	18,000	3,200	4,875
Coloured printed or dyed	148,430	28,940	1,800	..	1,36,710	33,220	9,830	650	350
Other sorts of manufactures	Value —	—	—	—	—	2,550	4,450	760	1,500	..
Total cotton manufactures (including twist and yarn)	16,23,581	17,19,309	15,85,268	13,70,874	14,43,483
Jute Manufactures—										
Gunny bags	No. 93,000	..	163,600	68,700	261,300	63,329	..	56,918	23,203	84,796
Gunny cloth	Yards 105,000	20,000	18,700	2,400
Total Jute manufactures	Value —	82,029	..	56,918	23,203	87,196
Wool—										
Raw	Lbs. ..	4,230	56,200	14,832	3,584	..	1,030	20,420	4,400	1,900
Manufactures—										
Carpets and Rugs	5,712	5,884
ALL OTHERS ARTICLES OF MERCHANDISE	Value —	1,24,662	59,425	50,638	1,22,144	1,73,679
GRAND TOTAL	24,49,748	30,23,743	21,34,899	18,61,600	19,67,431

FOREIGN MERCHANDISE

ARTICLES	QUANTITY					VALUE				
	1927-28	1928-29	1929-30	1930-31	1931-32	1927-28	1928-29	1929-30	1930-31	1931-32
COFFEE Cwts.	428	564	601	275	164	₪ 22,519	₪ 31,648	₪ 34,435	₪ 16,088	₪ 6,240
FRUITS AND VEGETABLES . Value	—	—	—	—	—	9,857	17,628	1,860	1,793	29,457
SPICES Cwts.	323	201	309	252	324	8,041	13,263	10,290	8,015	16,887
TEXTILES— COTTON— Twist and yarn . Lbs.	40,800	20,700	26,800	10,200	1,500	64,047	44,865	36,145	16,770	2,400
Manufactures— Piecegoods— Grey (unbleached) . Yards	333,000	45,000	93,345	12,800
Wool— Manufactures . Value	—	—	—	—	—	50,200	53,676	36,135	17,749	30,468
ALL OTHER ARTICLES OF MERCHANDISE "	—	—	—	—	—	12,621	9,471	9,943	24,065	14,005
GRAND TOTAL "	—	—	—	—	—	2,30,630	1,82,251	1,30,323	84,490	99,457
GRAND TOTAL OF INDIAN AND FOREIGN MERCHAN- DISE "	—	—	—	—	—	27,10,376	32,05,954	22,65,227	19,46,090	20,66,888

ARMENIA
IMPORTS THEREFROM

ARTICLES	QUANTITY					VALUE				
	1927-28	1928-29	1929-30	1930-31	1931-32	1927-28	1928-29	1929-30	1930-31	1931-32
TOTAL VALUE "	—	—	—	—	—	₪ 1,065	₪ 2,887	₪ ..	₪ 5,614	₪ 209

EXPORTS THERETO

INDIAN MERCHANDISE

ARTICLES	QUANTITY					VALUE				
	1927-28	1928-29	1929-30	1930-31	1931-32	1927-28	1928-29	1929-30	1930-31	1931-32
TEA, BLACK Lbs.	113,094	21,826	1,000	14,175	625	₪ 1,14,467	₪ 10,203	₪ 750	₪ 10,630	₪ 469
TEXTILES— COTTON— Twist and Yarn "	11,600	7,700
JUTE— Manufactures— Gunny bags No.	47,600	33,000	11,600	22,950	23,600	38,151	27,300	8,439	11,416	8,123
ALL OTHER ARTICLES OF MERCHANDISE Value	—	—	—	—	—	840	2,550
GRAND TOTAL "	—	—	—	—	—	1,61,158	46,503	9,239	22,046	11,142

FOREIGN MERCHANDISE

ARTICLES	QUANTITY					VALUE				
	1927-28	1928-29	1929-30	1930-31	1931-32	1927-28	1928-29	1929-30	1930-31	1931-32
MACHINERY AND MILLWORKS Value ALL OTHER ARTICLES OF MERCHANDISE "	—	—	—	—	—	₪ ..	₪ ..	₪ 1,47,951	₪ ..	₪ ..
GRAND TOTAL "	—	—	—	—	—	..	1,209
GRAND TOTAL OF INDIAN AND FOREIGN MERCHANDISE "	—	—	—	—	—	1,61,158	47,703	1,57,190	22,046	11,142

AZERBAIJAN

IMPORTS THEREFROM

ARTICLES	QUANTITY					VALUE				
	1927-28	1928-29	1929-30	1930-31	1931-32	1927-28	1928-29	1929-30	1930-31	1931-32
FRUITS AND VEGETABLES— FRUITS AND VEGETABLES; DRIED, SALTED OR PRES- ERVED NOT BEING CAN- NERED OR BOTTLED— Almonds Tons	16	27,384
Oil— Mineral— Kerosene (in bulk) . Gals.	7,631,176	13,792,204	17,440,144	44,07,649	64,65,095	71,84,542
All other articles of merchandise Value	—	—	—	—	—	62
GRAND TOTAL "	—	—	—	—	—	44,35,033	64,65,095	71,84,604

No. 13—continued
AZERBAIJAN—continued
EXPORTS THERETO

INDIAN MERCHANDISE

Nil

FOREIGN MERCHANDISE

Nil

SMYRNA

IMPORTS THEREFROM

ARTICLES	QUANTITY					VALUE				
	1927-28	1928-29	1929-30	1930-31	1931-32	1927-28	1928-29	1929-30	1930-31	1931-32
FRUITS AND VEGETABLES . Value	—	—	—	—	—	₹	₹	₹	₹	₹
						..	4,840	1,038	2,891	998
MACHINERY AND MILLWORK— Textile Machinery . . . "	—	—	—	—	—	18,835	3,691	..
TEA, BLACK . . . lbs.	21,715	16,800
ALL OTHER ARTICLES OF MERCHANDISE . . . "	—	—	—	—	—	24,015	1,312	42
TOTAL . . . "						37,850	4,840	1,038	7,894	17,335

EXPORTS THERETO

INDIAN MERCHANDISE

ARTICLES	QUANTITY					VALUE				
	1927-28	1928-29	1929-30	1930-31	1931-32	1927-28	1928-29	1929-30	1930-31	1931-32
DRUGS AND MEDICINES . Value	—	—	—	—	—	₹	₹	₹	₹	₹
						5,151	900	..
DYEING AND TANNING SUBSTANCES . . . Cwts.	493	457	1,053	472	60	12,530	12,619	28,005	11,430	1,000
HIDES AND SKINS, RAW— Hides, raw— Buffalo hides { Tons 74 201 198 135 121 } { —No. =3,516 =7,996 =8,823 =5,840 =4,908 }						54,615	1,00,890	1,03,973	52,086	33,806
SWEDS . . . Tons	..	1,004	2,000	2,29,438	4,46,850
TEA, BLACK . . . lbs.	17,500	23,750	20,000	16,750	8,750	17,500	19,957	14,992	12,182	4,875
TEXTILES— Cotton— Twist and yarn . . . "	494,080	237,455	466,655	334,980	10,400	8,23,898	1,85,031	3,14,021	1,78,911	4,750
Manufactures— Piecegoods . . . Yards	12,960	68,800	100,000	8,520	16,760	24,573
Jute— Manufactures— Gunny bags . . . No.	1,350,116	724,380	927,000	233,300	21,400	7,52,368	4,18,289	4,45,001	92,742	6,152
Gunny cloth . . . Yards	820,000	480,000	876,000	300,000	9,000	62,875	1,01,000	1,07,832	41,085	1,215
Total Jute manufactures . Value	—	—	—	—	—	8,15,538	5,19,289	6,13,733	1,38,827	7,367
ALL OTHER ARTICLES OF MERCHANDISE . . . "	—	—	—	—	—	7,620	8,530	8,743	6,784	2,468
GRAND TOTAL . . . "						12,45,872	10,91,599	15,54,890	3,96,120	53,766

FOREIGN MERCHANDISE

ARTICLES	QUANTITY					VALUE				
	1927-28	1928-29	1929-30	1930-31	1931-32	1927-28	1928-29	1929-30	1930-31	1931-32
TOTAL VALUE	—	—	—	—	—	₹	₹	₹	₹	₹
						425
GRAND TOTAL OF INDIAN AND FOREIGN MERCHANDISE . Value	—	—	—	—	—	12,45,872	10,91,599	15,55,315	3,96,120	53,766

No. 13—continued

ADEN AND DEPENDENCIES

IMPORTS THEREFROM

ARTICLES	QUANTITY					VALUE				
	1927-28	1928-29	1929-30	1930-31	1931-32	1927-28	1928-29	1929-30	1930-31	1931-32
						R	R	R	R	R
BUILDING AND ENGINEERING MATERIALS <i>other than</i> OF IRON, STEEL, OR WOOD Value	—	—	—	—	—	..	4,202	38	5,105	10,600
CHEMICALS AND CHEMICAL PREPARATIONS (<i>excluding</i> CHEMICAL MANURES AND MEDICINES)—										
Soda Compounds—										
Sodium Carbonate (soda ash and soda crystals) Cwts.	2,328	2,410	2,480	3,484	3,007	5,830	8,487	8,256	12,508	9,847
Other sorts of chemicals Value	—	—	—	—	—	840	2,700	3,651	19	..
Total Chemicals and Chemical preparations (<i>excluding</i> Chemical manures and medicines)	—	—	—	—	—	6,670	11,187	11,907	12,527	9,847
COFFEES, <i>other than</i> ROASTED OR GROUND Cwts.	568	522	696	654	154	51,554	30,777	55,025	50,712	10,857
FISH (<i>excluding</i> CANNED FISH)—										
Fish, dry, salted H. Cwts.	1,032	26	258	113	374	13,150	215	4,580	1,120	2,751
Fish, other sorts	380	329	208	498	604	2,715	4,580	2,746	2,315	2,826
Total Fish (<i>excluding</i> canned fish)	1,412	355	466	611	1,068	15,865	4,795	7,326	3,435	5,577
FRUITS AND VEGETABLES—										
Almonds Tons	8	12	11	7	13	12,912	14,640	12,964	7,121	11,859
Other sorts Value	—	—	—	—	—	119	415	210	126	3,070
Total Fruits and Vegetables	—	—	—	—	—	13,031	15,055	13,174	7,247	14,929
GRAIN, PULSE AND FLOUR—										
Pulse Tons	437	1	329	245	486	1,02,312	150	56,490	33,803	70,030
Other sorts	1	..	50	1	34	298	25	5,220	60	5,760
Total Grain, Pulse and Flour	438	1	379	246	520	1,02,610	175	61,710	33,863	75,790
GUMS AND RESINS—										
Arabic Cwts.	3,461	6,120	6,330	2,789	1,368	79,600	1,45,536	1,78,511	69,488	30,623
Olibanum or frankincense	2,304	5,876	6,484	2,459	599	85,494	1,09,442	95,406	30,445	7,362
Other sorts	365	5,900	1,921	742	1,219	11,828	1,13,819	60,012	14,512	22,278
Total Gums and Resins	6,130	17,896	14,735	5,990	3,186	1,26,922	3,68,847	3,28,929	1,14,445	60,263
HARDWARE, <i>excluding</i> CUTLERY AND ELECTROPLATED WARE Value	—	—	—	—	—	14,314	10,500	13,020	11,972	10,499
HIDES AND SKINS, RAW—										
Hides, raw { Tons =No.	55 =26,618	55 =38,890	191 =91,219	27 =15,486	9 =7,400	30,841	91,334	2,46,197	30,295	9,645
Skins, raw { Tons =No.	154 =431,287	234 =635,650	114 =275,193	47 =95,711	49 =117,046					
Total Hides and Skins, raw { Tons =No.	209 =457,905	239 =674,540	305 =666,412	74 =111,197	58 =124,446	4,31,847	6,78,100	4,61,562	71,718	86,163
Ivory, unmanufactured Lbs.	338	..	2,120	896	865	2,140	..	13,330	4,270	4,005

ADEN AND DEPENDENCIES—continued

IMPORTS THEREFROM—continued

ARTICLES	QUANTITY					VALUE				
	1927-28	1928-29	1929-30	1930-31	1931-32	1927-28	1928-29	1929-30	1930-31	1931-32
						R	R	R	R	R
METALS AND ORES—										
Brass, Bronze, and similar alloys and manufactures thereof Owt.	202	372	358	327	98	5,712	11,277	10,188	7,078	2,504
Other metals "	139	1,048	689	694	62	3,197	12,958	10,311	8,405	1,621
Total Metals (excluding Ores) Tons	17	71	52	51	8	8,909	24,235	20,499	16,383	4,425
PERFUMERY NOT BEING PERFUMED SPIRIT Value										
	—	—	—	—	—	1,103	4,086	9,463	10,750	3,095
PRECIOUS STONES AND PEARLS, UNSET—										
Pearls "	—	—	—	—	—	1,89,500	1,39,000	1,23,400	13,200	9,000
SALT Tons										
	180,275	204,880	231,710	188,456	313,634	58,20,628	47,24,078	44,13,318	27,95,994	48,75,571
SEEDS—										
Oil seeds—										
Copra or coconut kernel "	—	—	12	—	88	415	—	4,798	—	12,391
SHELLS AND COWRIES—										
Cowries Owt.	1	26	105	100	2,770	1,781
Shells—										
Shells (chank, sankhil, large ornamental shells, cowries, mother-of-pearl shells, and oyster shells) "	67	45	467	604	617	7,630	4,510	11,799	12,810	15,134
Tortoise shell (including nakhla or nakh) Lbs.	10,853	7,636	1,769	365	3,038	14,200	7,990	2,122	392	3,144
Total Shells and Cowries . Value	—	—	—	—	—	21,930	15,270	13,921	13,202	20,061
SOAP Owt.										
	5	18	..	617	..	125	248	..	13,257	12
SPICES—										
Bedelnuts "	..	1,279	24	..	24,732	505
Other sorts "	15	..	8	29	..	130	..	1,488	2,000	23
Total Spices "	15	1,279	8	29	24	130	24,732	1,488	2,000	528

No. 13—*continues*ADEN AND DEPENDENCIES—*continues*IMPORTS THEREFROM—*concluded*

ARTICLES	QUANTITY					VALUE				
	1927-28	1928-29	1929-30	1930-31	1931-32	1927-28	1928-29	1929-30	1930-31	1931-32
						R	R	R	R	R
Textiles—										
Cotton—										
Raw Tons	67	21	6	..	1	66,040	17,532	18,400	500	1,000
Manufactures—										
Woolen goods—										
Grey (unbleached)—										
Plain Grey—										
Sheetings . . . #	108,000	15,000	90,000	4,500	..	40,692	3,716	18,919	905	..
Other sorts . . #	8,212	200	4,500	..	5,700	1,950	80	1,185	..	840
Total Grey (unbleached) . . #	206,212	15,200	94,500	4,500	5,700	42,642	3,796	20,054	905	840
White (bleached) . . #	30,638	3,000	4,092	3,102
Coloured, printed, or dyed . . #	9,678	3,306	47,368	9,841	874	2,788	1,982	8,069	1,767	820
Other manufactures . Value	—	—	—	..	—	25	222	40	925	1,238
Total Cotton manufactures (including twist and yarn) . . #	—	—	—	—	—	49,497	9,102	28,163	4,597	2,067
Tobacco—										
Manufactured—										
Cigarettes . . . Lbs.	4,834	3,045	3,079	3,814	2,945	26,824	18,083	17,806	18,797	15,470
Other sorts . . . #	6,014	3,285	1,800	1,320	540	31,279	13,779	9,313	6,778	2,641
Total Tobacco . . . #	10,848	6,330	4,879	5,134	3,485	57,603	31,862	27,119	25,575	18,111
VEHICLES, excluding LOCOMOTIVES, ETC., FOR RAILWAYS—										
Mechanically propelled vehicles (excluding Railway locomotives and tractors) . . . Value	—	—	—	—	—	15,002	19,200	1,838	4,216	18,025
POSTAL ARTICLES NOT SPECIFIED . . . #	—	—	—	—	—	31,763	38,807	38,582	45,420	34,456
ALL OTHER ARTICLES OF MERCHANDISE . . . #	—	—	—	—	—	80,331	71,193	36,335	41,519	30,179
GRAND TOTAL . . . #	—	—	—	—	—	66,01,213	62,47,421	56,96,820	33,01,907	58,17,515

ADEN AND DEPENDENCIES—continued

EXPORTS THERE TO

ARTICLES	QUANTITY					VALUE				
	1927-28	1928-29	1929-30	1930-31	1931-32	1927-28	1928-29	1929-30	1930-31	1931-32
						R	R	R	R	R
ANIMALS, LIVING . . . Nos.	10,172	10,162	..
APPAREL (including DRAPERY, UNIFORMS, ACCOUTRE- MENTS, BUT excluding HOSIERY AND BOOTS AND SHOES) . . . Value	—	—	—	—	—	13,378	11,118	10,892	6,313	7,270
BOOKS, PRINTED, AND PRINTED MATTER (not being STATION- ERY) including MAPS AND CHARTS . . . Cwts.	119	159	58	60	65	15,430	12,421	7,379	8,262	5,442
BOOTS AND SHOES . . . Pairs	16,256	24,018	14,645	38,277	40,228	25,004	29,218	24,616	45,943	43,854
CHEMICALS AND CHEMICAL PREPARATIONS (excluding CHEMICAL MANURES AND MEDICINES) . . . Value	—	—	—	—	—	72,551	62,414	34,027	29,001	29,462
COAL AND COKE . . . Tons	2	..	7,439	1	..	120	..	81,901	40	..
COIR, MANUFACTURED (ex- cluding ROPE). . . "	15	10	10	10	7	5,030	4,152	3,585	4,321	2,003
CORDAGE AND ROPE OF VEGETABLE FIBRE (exclud- ing JUTE AND COTTON) . Cwts.	1,048	1,088	1,212	1,121	784	45,122	37,580	38,880	33,934	21,334
DRUGS AND MEDICINES (ex- cluding CHEMICALS AND NARCOTICS) . . . Value	—	—	—	—	—	23,373	18,557	23,119	9,771	8,838
DYEING AND TANNING SUBSTANCES—										
Turmeric . . . Cwts.	3,767	4,217	3,751	3,854	3,568	95,774	1,06,939	1,00,118	1,01,735	71,414
Other sorts . . . "	39	16	43	48	66	1,485	1,668	2,547	3,095	3,971
Total Dyeing and Tanning substances . . . "	3,806	4,233	3,794	3,902	3,634	97,259	1,10,602	1,02,665	1,04,830	75,385
EARTHENWARE AND POR- CELAIN . . . Value	—	—	—	—	—	20,353	9,372	25,280	17,400	16,167
HODDER, BEAN, AND POLLARDS (including OILCAKE) . Tons	757	601	513	583	573	77,804	65,010	67,052	41,065	33,830
FRUITS AND VEGETABLES— Fresh fruits and vege- tables . . . Value	—	—	—	—	—	37,179	32,329	38,378	34,656	41,581
"Fruits and vegetables: dried, salted or pre- served, all sorts . Tons	133	141	164	125	148	53,058	58,129	52,522	38,116	41,643
FURNITURE AND CABINETWARE Value	—	—	—	—	—	5,931	3,153	3,309	1,301	1,043
GLASS AND GLASSWARE . "	—	—	—	—	—	4,945	4,210	3,310	3,339	4,015

No. 13—continued
ADEN AND DEPENDENCIES—continued
EXPORTS THERE TO—continued

INDIAN MERCHANDISE—continued

ARTICLES	QUANTITY					VALUE				
	1927-28	1928-29	1929-30	1930-31	1931-32	1927-28	1928-29	1929-30	1930-31	1931-32
GRAIN, PULSE AND FLOUR—						R	R	R	R	R
Jowar and bajra . . . Tons	5,592	10,418	4,289	1,756	2,286	9,90,900	17,74,037	7,60,191	2,52,425	2,79,368
Maize . . . "	4	31	15	8	25	714	4,560	2,100	890	3,555
Pulse—										
Gram . . . "	490	361	329	400	195	84,244	75,412	55,391	65,452	24,113
Lentils . . . "	79	52	108	63	75	17,015	13,745	18,028	13,151	11,888
Other sorts . . . "	248	191	153	198	180	41,856	46,727	36,191	36,180	26,607
Total Pulse . . . "	817	604	590	661	450	1,44,015	1,35,884	1,01,608	1,14,783	62,608
Rice not in the husk—										
Bolled rice . . . "	11,305	12,619	8,770	11,949	8,650	23,04,233	24,88,957	16,04,426	20,17,832	9,70,877
Cleaned rice . . . "	1,892	1,843	1,040	1,035	550	4,57,163	4,35,627	2,41,944	2,08,501	84,522
Broken cleaned rice . . . "	770	1,424	518	835	792	1,51,812	2,82,097	92,130	84,488	47,012
Other sorts . . . "	12	2	1	23	1	4,205	695	468	2,049	604
Total Rice not in the husk . . . "	13,979	15,888	10,329	13,842	9,993	29,17,418	32,07,376	19,38,968	23,13,765	11,03,015
Wheat . . . "	378	231	254	234	257	1,06,002	64,775	68,870	50,468	50,871
" flour . . . "	8,860	7,790	6,005	5,657	5,577	19,30,854	16,21,283	12,58,368	9,04,352	6,09,065
Other sorts . . . "	65	170	106	35	42	9,218	22,070	12,027	4,882	5,192
Total Grain, Pulse and Flour . . . "	29,695	35,132	21,588	22,193	18,610	60,99,121	68,30,085	41,55,132	36,41,585	21,13,774
HARDWARE AND CUTLERY, including PLATED WARE . . . Value	—	—	—	—	—	29,008	22,227	26,534	25,501	26,111
Hides and Skins, raw { Tons —No.	3 —5,147	..	2 —1,400	2 —2,600	7 —1,878	6,168	..	700	1,300	4,200
LEATHER — { Tons —No.	15 —6,218	13 —5,175	14 —5,990	16 —7,654	17 —5,530	49,108	41,729	32,095	39,858	27,309
Manufactures (excluding boots and shoes) . . . Value	—	—	—	—	—	4,222	1,945	2,810	5,600	4,527
METALS AND ORES . . . Tons	47	52	50	36	27	91,356	69,896	71,232	55,068	17,634
OILS—										
Essential—										
Palma rosa . . . Gals.	83	343	2,250	9,800
Vegetable, non-essential—										
Coconut . . . "	1,384	1,308	260	36	42	3,335	1,140	675	74	155
Groundnut . . . "	3,077	6,899	8,004	9,182	7,660	10,648	14,374	16,670	24,517	22,510
Sesamum (til or jinjili) . . . "	10,938	47,173	41,956	36,922	25,742	39,561	1,70,348	1,49,562	1,18,462	90,487
Other sorts . . . "	42	232	73	581	892	150	780	130	2,580	1,320
Total Vegetable, non-essential . . . "	15,441	54,662	50,293	46,721	33,746	54,194	1,87,142	1,67,037	1,45,633	1,14,472
Other kinds . . . "	91	168	..	19	..	1,640	400	..	300	..
Total Oils . . . "	15,615	54,830	50,293	46,740	34,089	58,084	1,87,542	1,67,037	1,45,933	1,24,272
PAINTS AND PAINTERS' MATERIALS . . . Value	—	—	—	—	—	16,454	10,345	14,133	7,140	13,885
PERFUMERY (not being PERFUME SPIRITS) . . . "	—	—	—	—	—	17,893	8,339	14,229	19,596	10,003
PROVISIONS AND OILMAN'S STORES—										
Butter . . . Cwt.	160	261	187	143	80	20,925	38,311	25,109	13,881	9,831
Gai . . . "	491	237	254	260	399	51,755	23,387	27,245	21,066	34,663
Other sorts of provisions Value	—	—	—	—	—	16,083	11,449	13,638	12,512	8,598
Total Provisions and Oilman's stores . . . "	—	—	—	—	—	88,763	73,147	66,042	52,859	53,087

No. 13—continued

ADEN AND DEPENDENCIES—continued

EXPORTS THERETO—continued

INDIAN MERCHANDISE—continued

ARTICLES	QUANTITY					VALUE				
	1927-28	1928-29	1929-30	1930-31	1931-32	1927-28	1928-29	1929-30	1930-31	1931-32
SEEDS—										
Oil seeds—										
Essential—										
AjamaTons	25	27	20	18	15	9,541	9,248	6,937	6,668	5,203
Coriander"	21	19	18	19	17	12,175	11,181	8,438	8,838	6,856
Cummin (other than black)"	31	34	16	39	31	24,792	23,278	11,488	33,918	17,691
Fennel"	14	17	13	8	9	5,645	8,315	7,300	8,506	3,388
Fennugreek"	8	6	13	6	6	3,725	2,500	5,280	2,739	1,818
Others"	4	39	3	8	4	1,700	20,616	1,203	4,455	1,89
Total Essential Seeds	108	142	83	93	82	57,578	75,087	40,646	60,116	36,844
Non-essential—										
Castor"	--	1,413	--	--	1	--	2,94,968	--	--	29
Cotton"	1	12	27	5	8	120	2,860	6,095	1,044	1,84
Groundnuts"	86	59	47	45	36	29,041	26,161	19,062	14,294	11,19
Linseed"	--	400	--	--	--	--	89,000	--	--	4
Sesamum (oil or linseed)"	523	1,318	251	250	218	2,21,931	5,62,047	99,624	84,788	59,22
Other sorts"	3	11	5	14	24	2,277	5,280	3,482	6,405	6,32
Total Non-essential	613	3,213	330	314	287	2,53,869	9,80,291	1,28,213	1,06,527	78,391
Other than oilseeds"	2	2	--	4	5	1,765	655	400	2,255	1,811
Total Seeds	718	3,357	413	411	374	3,12,712	10,56,033	1,69,259	1,68,961	1,17,084
SPICES—										
BeleloutsCwts.	431	310	354	380	300	16,099	17,207	16,346	15,224	10,161
Cardamoms"	408	396	292	438	182	79,150	86,868	70,856	70,407	28,720
Chillies"	1,235	1,040	1,185	1,279	1,213	35,097	27,932	30,524	38,790	25,794
Ginger"	18,783	17,678	18,979	18,949	18,196	7,61,126	6,56,789	7,28,107	6,17,722	4,49,741
Pepper"	2,302	2,104	2,298	2,131	1,715	1,63,993	1,59,504	1,42,409	1,30,821	89,011
Other sorts"	130	104	158	141	73	5,140	3,687	7,013	4,550	2,111
Total Spices	23,349	21,632	23,216	23,318	21,678	10,60,665	9,51,937	9,95,255	8,77,514	6,05,554
STATIONERY (excluding PAPER)Value	--	--	--	--	--	16,051	13,173	9,412	14,208	6,592
SUGAR—										
Molasses"	50	12	10	13	12	16,110	7,155	4,895	5,417	5,031
Other Sorts"	4	3	--	2	--	2,260	1,320	510	850	255
Total Sugar	54	15	10	15	12	18,370	8,475	5,405	7,267	5,286
TEA, BLACKLbs.	455,506	353,383	264,344	233,894	415,198	3,63,713	2,61,220	1,61,587	1,62,039	1,88,860
TEXTILES—										
Cotton—										
WasteCwts.	151	91	245	126	216	4,860	3,655	4,512	2,986	4,740
Twist and yarnLbs.	3,809,150	4,448,052	4,600,549	4,735,693	2,240,740	30,52,507	36,03,781	35,11,190	32,45,193	18,76,404

No. 13—continued
ADEN AND DEPENDENCIES—continued
EXPORTS THERETO—continued

INDIAN MERCHANDISE—concluded

ARTICLES	QUANTITY					VALUE				
	1927-28	1928-29	1929-30	1930-31	1931-32	1927-28	1928-29	1929-30	1930-31	1931-32
TEXTILES—continued										
Cotton—continued										
Manufactures— Handkerchiefs and shawls in the piece No.	22,920	11,080	..	7,000	400	8,760	2,500	..	1,700	300
Hosiery . . . Value	—	—	—	—	—	11,780	16,200	7,120	6,952	2,050
Piece goods—										
Grey (unbleached). Yards	1,321,617	2,324,208	1,560,806	1,708,764	979,805	3,29,095	5,74,277	4,16,803	3,46,416	2,08,420
White (bleached) . . .	31,595	121,120	66,750	6,706	1,820	9,230	34,469	17,435	3,830	1,200
Coloured, printed, or dyed	4,251,025	3,098,888	2,879,326	1,463,716	1,540,114	13,70,909	10,12,810	7,75,265	5,21,700	5,75,326
Total Piece goods . . .	5,604,237	5,543,716	4,006,882	3,178,186	2,521,739	17,09,834	16,21,556	12,09,503	8,70,946	7,84,956
Thread, sewing . . . Lbs.	12,562	10,163	15,352	12,442	16,432	22,620	19,235	27,800	20,233	25,950
Other sorts of manu- factures . . . Value	—	—	—	—	—	66,237	85,083	33,167	23,958	17,749
Total Cotton manufactures (including Twist and yarn)	—	—	—	—	—	48,71,768	53,48,405	47,93,780	41,69,031	22,07,408
Haberdashery and Millinery . .	—	—	—	—	—	57,633	1,26,470	89,954	95,473	48,367
Jute—										
Manufactures—										
Gunny bags . . . No.	287,957	423,192	330,400	119,000	345,769	1,32,448	2,05,618	1,32,067	40,675	97,031
“ cloth . . . Yards	114,500	128,000	80,500	63,500	109,000	31,137	30,763	16,980	9,144	11,874
Rope and twine . . . Cwts.	255	450	432	755	516	5,099	7,667	8,332	12,690	6,354
Other kinds . . . Value	—	—	—	—	—	625	50	1,000
Total Jute manufactures . . .	—	—	—	—	—	1,69,309	2,44,048	1,67,379	62,550	1,16,250
Silk—										
Raw Lbs.	9,030	2,260	686	600	50	41,515	9,400	2,450	2,200	300
Manufactures—										
Goods of Silk mixed with other materials . . . Yards	..	14,400	9,500	..	9,040	..	12,800	13,600	..	14,200
Silk piece goods . . .	800	905	2,800	800	1,290	4,600
Other sorts . . . Value	—	—	—	—	—	2,900	7,050	1,600	4,700	3,200
Total Silk manufactures . . .	—	—	—	—	—	3,700	22,140	19,800	4,700	17,400
TOBACCO—										
Unmanufactured . . . Lbs.	6,792,078	3,485,146	4,194,328	5,364,408	4,427,350	33,81,513	34,38,658	20,22,000	24,98,012	15,89,582
Manufactured	17,335	13,305	9,198	10,097	5,584	10,463	9,067	7,133	10,007	8,676
Total Tobacco	6,809,413	3,498,451	4,204,024	5,374,505	4,432,934	33,91,976	34,47,725	20,29,133	25,08,019	15,98,258
VEHICLES, excluding LOCO- MOTIVES, ETC., FOR RAIL- WAYS—										
Ships, parts of (including Launches and Boats) . . . Value	—	—	—	—	—	3,260	..	5,970	4,470	..
WOOD AND TIMBER—										
Teak wood . . . Cubic Tons	61	17	45	57	16	19,778	4,956	8,245	12,175	6,130
Sandal wood	3	6	7	4	4	3,525	5,515	5,456	5,065	6,429
Other kinds of wood and timber . . . Value	—	—	—	—	—	32,316	3,316	12,796	7,793	1,712
Manufactures of wood, other than furniture and cabinet ware . . .	—	—	—	—	—	12,054	3,492	12,749	3,302	3,225
Total Wood and Timber . . .	—	—	—	—	—	67,673	17,279	39,246	38,340	22,496
ALL OTHER ARTICLES OF MERCHANDISE	—	—	—	—	—	1,24,429	1,68,851	39,325	92,752	55,284
GRAND TOTAL	—	—	—	—	—	1,74,64,338	1,93,82,236	1,36,39,657	1,25,85,528	77,11,436

ADEN AND DEPENDENCIES—continued

EXPORTS THERE TO—continued

FOREIGN MERCHANDISE

ARTICLES	QUANTITY					VALUE				
	1927-28	1928-29	1929-30	1930-31	1931-32	1927-28	1928-29	1929-30	1930-31	1931-32
						R	R	R	R	R
APPAREL (including DRAPEY, UNIFORMS, ACCOUTREMENTS, BUT excluding HOSIERY, AND BOOTS AND SHOES) Value	—	—	—	—	—	26,266	12,649	4,920	2,309	1,320
BUILDING AND ENGINEERING MATERIALS other than OF IRON, STEEL AND WOOD "	—	—	—	—	—	1,687	1,035	6,585	1,600	575
CHEMICALS AND CHEMICAL PREPARATIONS (excluding CHEMICAL MANURES AND MEDICINES) "	—	—	—	—	—	2,526	4,291	3,523	4,104	5,298
COAL AND COKE . . . Tons	..	950	700	637	16,950	13,800	11,136	..
DRUGS AND MEDICINES (excluding CHEMICALS AND NARCOTICS)—										
Asafoetida Cwts.	62	92	30	31	23	2,660	5,250	1,685	2,080	860
Other sorts Value	—	—	—	—	—	3,652	7,765	4,882	3,495	8,863
Total Drugs and Medicines (excluding Chemicals and Narcotics) "	—	—	—	—	—	6,312	13,015	6,567	5,575	9,723
DYEING AND TANNING SUBSTANCES—										
Dyes obtained from Coal Tar—										
Aniline Lbs.	5,064	112	224	18,136	3,112	11,521	50	100	17,566	3,276
Othersorts Value	—	—	—	—	—	10,965	8,475	10,809	3,310	4,665
Total Dyeing and Tanning substances "	—	—	—	—	—	31,456	8,525	10,999	21,376	7,960
EARTHENWARE AND PORCELAIN "	—	—	—	—	—	7,287	4,419	2,565	10,432	2,192
FRUITS AND VEGETABLES "	—	—	—	—	—	36,370	38,437	33,105	13,559	13,342
FURNITURE AND CABINETWARE "	—	—	—	—	—	2,320	2,329	350	170	4,025
GLASS AND GLASSWARE "	—	—	—	—	—	12,579	6,027	4,679	3,072	3,077
GUMS AND RESINS—										
Benjamin Cwts.	136	302	1,149	77	8	7,600	16,128	13,662	5,455	230
Others "	78	304	47	119	97	2,388	11,300	1,230	2,440	1,895
Total Gums and Resins "	214	606	1,196	196	105	9,988	27,428	14,892	7,895	2,125
HARDWARE (excluding CUTLERY, AND ELECTROPLATED WARE) Value	—	—	—	—	—	32,618	22,538	21,053	24,757	30,348
INSTRUMENTS, APPARATUS, AND APPLIANCES, AND PARTS THEREOF "	—	—	—	—	—	5,559	1,934	3,336	3,041	2,640
MACHINERY AND MILLWORK "	—	—	—	—	—	36,943	21,285	9,974	9,823	7,263
METALS AND ORES—										
Brass, Bronze, and similar alloys, wrought . . . Cwts.	21	26	90	8	18	2,070	2,540	5,105	950	1,400
Iron or Steel . . . Tons	53	33	105	39	13	17,265	14,625	29,996	10,492	4,401
Others Cwts.	357	422	444	16	540	30,448	25,121	24,980	45,534	54,420
Total Metals and ores . Tons	72	56	132	40	41	49,783	42,286	60,071	56,973	60,221
OILS Gals	102,561	132,408	1,719	593	650	32,621	32,637	3,536	1,422	1,490
PAINTS AND PAINTERS' MATERIALS—										
Paints and Colours . Cwts.	47	48	181	142	2772	6,739	4,972	12,156	12,243	14,042

No. 13—continued
ADEN AND DEPENDENCIES—concluded
EXPORTS THERETO—concluded

FOREIGN MERCHANDISE—continued

ARTICLES	QUANTITY					VALUE				
	1927-28	1928-29	1929-30	1930-31	1931-32	1927-28	1928-29	1929-30	1930-31	1931-32
PAPER AND PASTEBOARD . Value	—	—	—	—	—	5,002	2,165	1,310	1,760	2,051
PERFUMERY (not being PERFUMED SPIRITS) . "	—	—	—	—	—	12,974	9,147	11,369	8,431	24,695
PRECIOUS STONES AND PEARLS, UNSET . "	—	—	—	—	—	..	23,080	3,000
PROVISIONS AND OILMAN'S STORES . Cwts.	42	427	66	29	66	2,450	19,991	3,008	1,205	3,405
RAILWAY PLANT AND ROLL- ING-STOCK (a) . Value	—	—	—	—	—	5,209	—	—	—	—
SPICES Cwts.	645	326	324	206	416	18,142	13,973	22,202	12,314	24,085
STATIONERY (excluding PAPERS) . . . Value	—	—	—	—	—	9,927	1,473	1,875	3,510	5,096
SUGAR—										
Sugar, 16 Dutch stand- ard and above* Tons	1,412	100	3	—	—	3,34,440	21,706	580	8,968	—
Sugar, 23 Dutch stand- ard and above . "	—	—	—	75	75	—	—	—	—	9,000
Others "	4	400
Total Sugar . . "	1,416	100	3	75	75	3,34,846	21,706	580	8,968	9,000
TEXTILES—										
Cotton—										
Twist and yarn . Lbs.	64,900	23,356	19,632	13,700	5,000	77,375	46,134	23,775	15,155	4,300
Manufactures—										
Hosiery Value	—	—	—	—	—	5,465	10,910	6,032	5,939	1,905
Piecegoods—										
Grey (unbleached) . Yards	1,112,352	550,132	273,740	605,050	626,922	3,06,561	1,38,390	73,795	1,35,930	1,17,460
White (bleached) . "	227,373	147,573	113,479	68,957	16,504	32,973	52,106	40,431	24,580	4,205
Coloured, printed, or dyed "	473,640	313,396	291,575	131,399	215,737	1,70,370	1,07,525	33,354	45,340	55,029
Fents of all descrip- tions "	21,553	9,335
Total Piecegoods . "	1,834,918	1,011,101	683,794	803,406	759,213	5,70,039	2,98,021	2,02,580	2,05,850	1,76,694
Other sorts of manu- factures . . . Value	—	—	—	—	—	2,333	362	150	900	452
Total Cotton manu- factures (including Twist and Yarn) . "	—	—	—	—	—	6,56,062	3,55,027	2,32,539	2,27,324	1,38,411
Haberdashery and Millinery . . . "	—	—	—	—	—	70,610	22,601	17,120	15,082	6,630
Silk—										
Raw Lbs.	327	300	..	300	..	4,300	2,000	..	5,100	..
Manufactures . . Value	—	—	—	—	—	3,175	9,038	14,955	18,505	10,100
Woolen manufactures . "	—	—	—	—	—	13,428	10,372	12,641	7,860	5,170
Other textiles—										
Manufactured . . "	—	—	—	—	—	43,691	23,797	59,750	33,047	62,803
TOBACCO Lbs.	2,338	2,534	2,939	931	3,127	3,336	7,343	10,136	4,635	9,210
VEHICLES (excluding LOCOMOTIVES, ETC., FOR RAILWAYS). . . Value	—	—	—	—	—	10,267	12,238	3,700	3,700	7,567
WOOD AND TIMBER . "	—	—	—	—	—	46,721	2,495	2,040	40	470
ALL OTHER ARTICLES OF MERCHANDISE . . "	—	—	—	—	—	31,165	18,463	18,733	13,125	22,494
GRAND TOTAL . . "	—	—	—	—	—	16,33,434	8,27,031	6,31,773	5,55,149	5,41,823
GRAND TOTAL OF INDIAN AND FOREIGN MERCHANDISE . . "	—	—	—	—	—	1,90,97,320	2,02,09,317	1,42,71,437	1,31,40,677	82,53,264

(a) Discontinued from 1928-29.
* Shown under new head from 1930-31.

IRAQ
IMPORTS THEREFROM

ARTICLES	QUANTITY					VALUE				
	1927-28	1928-29	1929-30	1930-31	1931-32	1927-28	1928-29	1929-30	1930-31	1931-32
ANIMALS, LIVING—						R	R	R	R	R
Horses No.	563	644	556	452	904	1,69,700	1,91,050	1,73,075	1,36,800	2,70,300
Other kinds . . . "	2	10	19	5	7	40	500	3,313	1,200	210
Total Animals, living . . "	565	654	575	457	1,011	1,69,740	1,91,550	1,76,385	1,37,500	2,70,510
APPAREL (excluding HOSIERY AND BOOTS AND SHOES) . Value	—	—	—	—	—	1,365	11,160	4,974	62,945	37,692
ARMS, AMMUNITION, AND MILITARY STORES . "	—	—	—	—	—	5,598	2,926	3,091	2,240	1,253
BUILDING AND ENGINEERING MATERIALS OTHER THAN OF IRON, STEEL OR WOOD—										
Asphalt Tons	2,765	2,644	1,29,482	1,35,212	7
Other sorts . . . Value	—	—	—	..	—	..	3	3,283	46	..
Total . . . "	—	—	—	—	—	..	3	1,32,770	1,35,258	7
DRUGS AND MEDICINES (excluding CHEMICALS AND NARCOTICS) . . . "	—	—	—	—	—	33,591	60,845	65,480	75,344	50,373
DYEING AND TANNING SUBSTANCES . . . "	—	—	—	—	—	1,08,800	72,195	31,770	35,990	49,822
FRUITS AND VEGETABLES—										
Fruits and vegetables: dried, salted, or preserved, not being canned or bottled—										
Almonds Tons	87	136	124	299	22	1,53,797	2,50,041	2,10,611	4,71,295	29,763
Currants and raisins . "	3	6	4	27	22	677	1,391	915	11,111	2,568
Dates "	50,664	35,973	42,660	45,221	41,451	77,03,794	52,72,441	57,36,843	44,79,475	40,18,517
Others Value	—	—	—	—	—	10,123	2,035	5,623	11,913	3,993
Total Fruits and Vegetables . "	—	—	—	—	—	78,73,591	55,55,898	60,03,992	49,73,794	40,49,346
GRAIN, PULSE, AND FLOUR—										
Barley Tons	77	33	306	150	..	13,260	5,122	36,179	12,402	..
Beans, dry "	31	120	131	365	461	5,521	21,224	25,523	60,225	53,147
Jowar and Bajra . . . "	338	355	3,631	196	7	45,975	46,313	6,04,597	22,415	700
Pulse "	750	2,213	5,316	4,414	6,153	1,45,313	4,09,963	10,00,141	6,87,571	7,50,337
Wheat "	295	112	7,958	22,740	1,404	56,513	23,113	14,33,723	35,07,994	1,11,053
Other sorts "	116	54	416	120	37	20,151	3,420	66,175	15,442	3,717
Total Grain, Pulse, and Flour . . . "	1,607	2,391	13,258	27,935	8,062	2,36,743	5,14,660	31,71,346	43,06,049	9,19,454
HARDWARE, excluding CUTLERY AND ELECTROPLATED WARE . . . Value	—	—	—	—	—	46,662	37,232	37,335	13,993	16,163
HIDES AND SKINS, RAW—										
Hides, raw { Tons	42	130	97	5	29	43,090	1,53,110	1,36,331	4,435	23,137
—No.	—17,385	—35,161	—23,793	—1,330	—8,540					
Skins, raw { Tons	151	91	95	43	100	66,902	62,491	71,320	29,213	43,536
—No.	—144,452	—90,766	—102,746	—44,201	—35,633					
Total Hides and Skins, raw { Tons	193	221	192	48	129	1,33,992	2,15,601	1,97,651	33,703	71,723
—No.	—162,337	—125,927	—131,544	—46,031	—34,223					
INSTRUMENTS, APPARATUS AND APPLIANCES AND PARTS THEREOF . . . Value	—	—	—	—	—	27,311	13,020	6,331	3,733	3,003

No. 13—continued

IRAQ—continued

IMPORTS THEREFROM—continued

ARTICLES	QUANTITY					VALUE				
	1927-28	1928-29	1929-30	1930-31	1931-32	1927-28	1928-29	1929-30	1930-31	1931-32
MACHINERY AND MILLWORK . Value	—	—	—	—	—	13,456	1,805	5,093	1,270	3,580
METALS AND ORES—										
Aluminium . . . Cwts.	270	200	78	16	9	9,841	7,361	2,586	630	81
Brass, Bronze, and similar alloys and manufactures thereof . . . "	4,700	2,626	1,234	1,075	246	1,30,623	76,308	33,306	29,792	5,736
Copper—										
Old, for re-manufacture Cwts.	1,019	1,038	756	808	514	36,415	32,308	25,320	31,077	15,916
Other sorts . . . "	138	..	32	17	..	6,634	45	1,110	1,063	..
Total Copper . . . "	1,157	1,038	788	825	514	43,049	32,353	26,430	32,140	15,916
Lead—										
Wrought . . . Cwts.	258	4,307	342	425	433	4,524	56,113	4,484	4,001	3,092
Other sorts . . . "	350	..	65	36	58	3,631	..	805	751	487
Total Lead . . . "	608	4,307	407	461	491	8,155	56,113	5,289	4,752	4,579
Other Metals . . . Tons	105	77	147	..	100	7,768	7,454	7,068	21,160	4,560
Total Metals (excluding Ores) . . . "	442	486	372	437	163	1,99,436	1,79,589	75,229	33,474	30,472
PROVISIONS AND OILMAN'S STORES (including FISH AND FRUITS AND VEGETABLES, CANNED OR BOTTLED)—										
Ghi . . . Cwts.	3,307	150	145	100	442	2,19,478	9,857	10,046	6,905	25,437
Other sorts . . . Value	—	—	—	—	—	5,798	5,578	7,304	10,173	6,557
Total Provisions and Oilman's Stores . . . "	—	—	—	—	—	2,25,276	15,435	17,350	17,078	32,044

IMPORTS THEREFROM—concluded

ARTICLES	QUANTITY					VALUE				
	1927-28	1928-29	1929-30	1930-31	1931-32	1927-28	1928-29	1929-30	1930-31	1931-32
						R	R	R	R	R
SEEDS—										
Oil-seeds—										
Essential . . . Tons	2	3	4	..	9	2,850	6,423	10,028	44	3,648
Non-essential—										
Sesamum . . . "	16	5	10	44	72	3,623	951	1,553	4,383	7,979
Other sorts . . . "	..	5	257	63	22	..	1,012	55,939	9,862	..
Other than oil-seeds . . . "	2	..	3	6	1	2,744	250	1,417	950	257
Total Seeds ..	20	13	274	113	104	9,217	8,636	68,937	15,244	14,151
TEXTILES—										
Cotton—										
Raw . . . Tons	..	14	47	..	11	..	23,700	66,750	..	8,787
Cotton manufactures (including Twist and Yarn) Value	—	—	—	—	—	11,039	14,697	13,727	5,213	16,269
SIK—										
Manufactures . . Value	—	—	—	—	—	9,710	968	1,527	355	606
Wool—										
Raw . . . Lbs.	130,648	99,904	86,688	31,024	502,764	82,245	71,300	29,040	25,300	1,28,930
Manufactures—										
Carpets and floor-rugs ..	9,740	6,354	3,727	6,411	5,974	23,228	18,621	10,769	14,830	15,406
Artificial silk— Piecegoods of cotton and artificial silk . Yards	89	2,608	324	5,561	64,426	49	2,209	237	1,887	16,370
VEHICLES, excluding LOCOMOTIVES, ETC., FOR RAILWAYS—										
Mechanically propelled vehicles (excluding railway locomotives and tractors) . . Value	—	—	—	—	—	5,837	11,534	2,226	5,714	3,777
Ships, parts of . . "	—	—	—	—	—	12,200	11,627	15
POSTAL ARTICLES NOT SPECIFIED ..										
	—	—	—	—	—	1,63,373	52,615	39,924	7,776	6,196
ALL OTHER ARTICLES OF MERCHANDISE ..										
	—	—	—	—	—	66,043	87,290	1,33,105	94,448	83,963
GRAND TOTAL ..	—	—	—	—	—	95,15,907	71,51,634	1,02,33,255	1,00,83,158	57,89,340

No. 13—continued

IRAQ—continued

EXPORTS THERETO

INDIAN MERCHANDISE

ARTICLES	QUANTITY					VALUE				
	1927-28	1928-29	1929-30	1930-31	1931-32	1927-28	1928-29	1929-30	1930-31	1931-32
APPAREL (including DRAPEY, ACCOUTREMENTS, but excluding HOSIERY AND BOOTS AND SHOES) . Value	—	—	—	—	—	26,560	9,185	7,592	9,040	4,665
BOOKS, PRINTED, AND PRINTED MATTER (including CHARTS, MAPS AND CHARTS) . Cwts.	63	88	45	27	45	8,712	10,490	9,025	4,945	4,915
BOOTS AND SHOES . Pairs	845	20,772	967	3,251	4,489	1,292	1,41,904	2,425	14,955	9,460
BUILDING AND ENGINEERING MATERIALS, other than of IRON, STEEL, OR WOOD . Value	—	—	—	—	—	6,055	5,323	4,640	7,614	5,939
CANDLES OF ALL KINDS . Lbs.	120,000	68,532	286,245	223,047	210,333	34,527	15,139	80,561	62,475	59,197
CHEMICALS AND CHEMICAL PREPARATIONS . Value	—	—	—	—	—	8,594	30,057	13,540	5,446	4,503
COAL AND COKE . Tons	13	17	185	293	72	558	720	6,729	8,362	2,722
COFFEE . Cwts.	11,832	10,834	8,858	8,159	5,526	9,53,448	9,70,389	7,70,729	5,31,529	3,25,609
COIR, MANUFACTURED (excluding ROPE) . Tons	250	172	134	232	158	85,689	60,693	41,130	63,495	52,710
CORDAGE AND ROPE OF VEGETABLE FIBRE (excluding JUTE AND COTTON) . Cwts.	987	2,025	1,790	2,661	2,313	17,714	32,599	24,362	23,776	18,612
DRUGS AND MEDICINES (excluding CHEMICALS AND NARCOTICS) . Value	—	—	—	—	—	20,396	91,704	31,139	23,676	71,940
DYEING AND TANNING SUBSTANCES—										
Indigo . Cwts.	457	109	85	159	26	1,47,236	36,174	26,175	46,608	4,994
Turmeric . "	2,146	1,449	8,532	5,340	3,336	64,655	47,268	87,853	1,84,773	67,070
Other sorts . "	3,020	2,481	1,750	576	211	47,033	39,077	28,335	10,145	1,561
Total Dyeing and Tanning substances . "	5,623	4,039	5,418	6,085	3,573	2,58,974	1,23,119	1,42,363	1,61,530	74,215
EARTHENWARE AND PORCELAIN . Value	—	—	—	—	—	10,405	30	..	19	181
FOODS, BRAN AND POLLARDS (excluding oil cake) . Tons	1,997	3	2	98	..	1,75,580	300	200	4,800	..
FRUITS AND VEGETABLES—										
Fresh fruits and vegetables—										
Fresh Fruits—										
Cocoanuts . No.	90,335	88,250	87,050	105,000	19,000	8,503	7,740	8,201	7,310	6,943
Others . Value	—	—	—	—	—	38,057	43,527	72,243	48,068	33,973
Fresh vegetables of all kinds—										
Onions . Cwts.	9,919	373	30	724	362	67,431	4,466	150	3,859	1,500
Others . Value	—	—	—	—	—	1,36,449	55,470	74,226	59,119	54,915
Total of Fresh fruits and Vegetables . "	—	—	—	—	—	2,50,500	1,16,208	1,54,320	1,18,356	1,02,432
Fruits and vegetables dried, salted or preserved, all sorts . Tons	1,301	1,128	1,274	898	757	2,91,125	2,42,446	2,48,024	1,43,309	1,14,385
FURNITURE AND CARPENTRY-WARE . Value	—	—	—	—	—	37,890	3,407	7,839	12,263	4,794
GLASS AND GLASSWARE . "	—	—	—	—	—	22,781	23,707	10,525	2,665	2,935

INDIAN MERCHANDISE—continued

ARTICLES	QUANTITY					VALUE				
	1927-28	1928-29	1929-30	1930-31	1931-32	1927-28	1928-29	1929-30	1930-31	1931-32
GRAIN, PULSE AND FLOUR—										
Pulse—										
Gram Tons	34	23	18	18	29	5,654	4,442	3,540	2,680	5,380
Lentils "	190	74	86	17	3	42,154	17,504	21,405	4,718	787
Other sorts "	202	171	197	42	27	34,208	26,638	35,560	6,080	3,477
Total Pulse "	426	268	301	72	59	82,014	48,634	60,505	13,478	9,694
Rice not in the husk—										
Bolled rice "	1,427	856	644	148	166	3,06,009	1,70,430	1,20,656	23,420	18,830
Cleaned rice "	1,092	689	638	81	64	2,43,598	1,39,420	1,31,174	21,079	12,906
Other sorts "	..	1	264	125	87	..
Total Rice not in the husk "	2,519	1,546	1,282	229	220	5,49,607	3,10,114	2,51,956	44,536	31,736
Wheat "	..	4	2	1,080	288	20	..
Wheat flour "	1,175	858	1,288	115	49	2,34,860	1,70,718	2,61,591	22,024	8,709
Other sorts "	4	2	1	932	690	764	678	602
Total Grain, Pulse and Flour "	4,124	2,678	2,874	416	328	8,67,418	5,31,211	5,75,103	80,731	50,641
HARDWARE AND CUTLERY, including PLATEDWARE . Value										
..	—	—	—	—	—	38,568	44,633	18,256	29,505	19,536
HIDES AND SKINS, RAW										
Tons	1	8	4	3	..	} 270	} 5,347	} 2,032	} 1,496	} ..
=No.	=18	=290	=140	=125	=..					
INSTRUMENTS, APPARATUS, AND APPLIANCES, AND PARTS THEREOF . Value										
..	—	—	—	—	—	11,975	8,126	3,400	1,280	2,631
LAC										
Cwts.	..	37	54	67	39	..	5,362	6,217	5,077	1,770
LEATHER—										
Hides, tanned or dressed—										
Buffalo hides Tons	7	9	20	20	18	} 16,721	} 27,783	} 39,070	} 33,010	} 26,438
=No.	=1,341	=2,500	=2,925	=3,309	=3,525					
Cow hides Tons	1	2	1	} 4,051	} 6,678	} 4,675	} 280	} 295
=No.	=878	=1,255	=308	=17	=22					
Calf skins Tons	} 2,600	} 1,500	} 1,400	} 600	} 600
=No.	=800	=420	=400	=300	=200					
Total Hides, Tanned or Dressed Tons	8	11	21	20	18	} 23,372	} 35,967	} 45,145	} 33,890	} 27,233
=No.	=2,514	=4,265	=3,631	=3,626	=3,747					
Skins, tanned or dressed Tons	} ..	} 206	} ..	} ..	} ..
=No.	=..	=53	=..	=..	=..					
Total of Hides and Skins, tanned or dressed Tons	8	11	21	20	18	} 23,372	} 36,167	} 45,145	} 33,890	} 27,233
=No.	=2,514	=4,318	=3,631	=3,626	=3,747					
Unwrought Manufactures (excluding boots and shoes) . Value										
..	1,408	1,635	1,733	1,451	1,656	2,45,296	3,03,427	2,65,416	1,74,666	2,04,558
Total Leather	—	—	—	—	—	37,724	45,194	14,704	18,167	12,285
Metals and Ores—										
Copper Cwts.	106	3	46	38	37	3,596	250	6,178	3,780	12,528
Iron or Steel Tons	5	18	87	18	1	1,351	4,944	16,802	1,790	541
Other sorts "	49	33	48	6	4	1,18,517	1,11,162	1,28,105	1,01,835	37,820
Total Metals and Ores	49	51	137	26	9	1,22,464	1,16,356	1,51,985	1,07,355	50,889

No. 13—continued

IRAQ—continued

EXPORTS THEREFROM—continued

INDIAN MERCHANDISE—continued

ARTICLES	QUANTITY					VALUE				
	1927-28	1928-29	1929-30	1930-31	1931-32	1927-28	1928-29	1929-30	1930-31	1931-32
OILS—						R	R	R	R	R
Vegetable, non-essential . gals	3,386	2,207	1,298	3,838	1,732	10,011	6,340	4,676	6,322	2,823
Other kinds "	1,248	..	1,306	1,761	..	2,325
Total Oils "	4,634	2,207	2,604	3,838	1,732	11,772	6,340	7,001	6,322	2,823
PAINTS AND PAINTERS' MATERIALS—										
Painters' materials . Value	—	—	—	—	—	28	550	6,170	45	300
PROVISIONS AND OILMAN'S STORES—										
Butter Cwts.	192	127	92	75	57	21,837	14,752	11,255	8,680	6,520
Ghi] "	1	167	75	12,060
Pickles, chutnies, and condiments "	995	966	989	892	1,071	25,896	28,322	23,406	21,492	21,773
Other sorts of provisions . Value	—	—	—	—	—	27,848	56,232	24,304	61,524	20,025
Total Provisions and Oilman's stores "	+	—	—	—	—	75,651	1,11,866	58,965	91,702	48,323
SEEDS—										
Oil seeds—										
Essential Tons	5	18	5	2	..	2,411	6,533	2,866	1,071	120
Non-essential—										
Copra or coconaut kernel "	18	34	23	22	18	6,930	15,626	11,070	10,350	8,472
Groundnuts "	27	76	60	44	40	8,210	24,005	16,952	10,827	10,105
Other sorts "	3	4	1	4	..	1,541	1,035	490	595	315
Total Non-essential "	48	114	84	70	58	16,681	40,666	27,512	21,772	18,892
Other than oilseeds "	11	3	..	2	2	3,039	378	260	1,075	692
Total Seeds "	64	130	89	74	60	22,131	48,077	30,688	33,913	19,704

No. 13—continued

IRAQ—continued

EXPORTS THERE TO—continued

INDIAN MERCHANDISE—continued

ARTICLES	QUANTITY					VALUE				
	1927-28	1928-29	1929-30	1930-31	1931-32	1927-28	1928-29	1929-30	1930-31	1931-32
SOAP Cwts.	7,071	14,442	18,547	20,367	12,164	1,68,229	3,11,105	3,98,800	3,63,922	2,05,218
SPICES—										
Betelnuts "	72	80	7	..	9	2,113	1,247	50	..	280
Cardamoms "	128	202	149	126	54	24,038	26,979	28,971	22,247	7,614
Chillies "	393	158	72	120	374	9,726	4,905	1,680	2,865	6,716
Ginger "	540	312	292	521	436	18,114	11,321	10,233	15,476	11,508
Pepper "	3,135	4,279	1,539	1,976	880	1,09,669	3,16,262	1,19,597	1,32,539	42,180
Other sorts "	27	..	5	2	24	685	..	115	45	431
Total Spices "	4,301	4,981	2,058	2,745	1,777	2,24,345	3,60,714	1,60,096	1,73,172	68,818
STONE AND MARBLE . . . Tons	6	7	4	8	..	2,546	3,405	2,110	4,400	..
SUGAR—										
Sugar, 16 Dutch Standard and above (a) . . . "	43	46	29	—	—	23,167	24,643	11,798	—	—
Sugar below 23 Dutch standard not below 16 Dutch Standard . . . "	—	—	—	13	11	—	—	—	5,990	4,415
Other sorts "	1	8	2	1	..	420	3,501	560	800	135
Total Sugar "	44	54	31	14	11	23,587	28,144	12,358	6,290	4,550
TEA, BLACK Lbs.	2,215,651	2,114,860	1,502,979	1,100,792	915,271	14,72,792	18,54,454	9,92,315	7,24,890	4,77,949
TEXTILES—										
Cotton—										
Waste Cwts.	2,345	2,833	2,867	1,164	1,147	52,716	67,044	53,873	28,048	24,839
Twist and yarn . . . Lbs.	930,160	1,586,854	1,359,904	1,136,421	1,702,200	6,95,026	11,66,597	9,72,307	5,48,917	7,30,684
Manufactures—										
Piece goods—										
Grey (unbleached) . . Yards	336,300	94,048	425,921	131,399	6,760	58,068	13,725	1,03,497	25,838	2,570
White (bleached) . . . "	142,520	58,650	49,600	11,172	17,092	34,364	12,035	8,400	5,960	6,800
Coloured, printed, or dyed "	23,635,719	18,521,176	12,469,338	8,756,555	12,747,992	71,35,712	57,36,678	37,11,347	29,04,510	36,74,697
Total Piece goods "	24,114,539	18,673,874	12,944,859	8,899,136	12,771,814	72,23,144	57,62,438	38,23,144	29,36,308	36,84,007
Thread, sewing . . . Lbs.	8,322	9,058	8,260	7,295	18,833	13,790	11,193	11,393	9,285	17,402
Other sorts of manufactures . . . Value	—	—	—	—	—	28,056	18,405	13,851	17,464	3,803
Total Cotton manufactures (including twist and yarn) "	—	—	—	—	—	79,85,016	69,59,663	48,20,695	35,06,974	44,35,956
Haberdashery and Millinery "	—	—	—	—	—	7,374	14,163	31,380	1,300	5,105
Jute—										
Manufactures—										
Canvas Yards	9,103	1,004	4,324	203	..	5,593	1,310	2,352	937	..
Gunny bags . . . No.	1,278,250	1,127,925	1,576,774	1,415,630	1,244,544	6,96,475	6,11,666	7,70,018	5,39,699	4,78,814
" cloth Yards	471,241	427,160	523,000	703,300	1,016,160	1,28,616	1,21,990	1,14,232	94,575	1,39,885
Rope and twine . . Cwts.	909	1,003	1,644	1,639	944	20,707	22,462	46,324	27,009	12,097
Other kinds . . . Value	—	—	—	33	—	4,580	1,645	844	923	210
Total Jute manufactures (including twist and yarn) "	—	—	—	—	—	8,55,970	7,59,078	9,83,330	7,18,743	6,31,006

(a) Shown under sub-head from 1930-31.

No. 13—continued

IRAQ—continued

EXPORTS THERE TO—continued

INDIAN MERCHANDISE—concluded

ARTICLES	QUANTITY					VALUE				
	1927-28	1928-29	1929-30	1930-31	1931-32	1927-28	1928-29	1929-30	1930-31	1931-32
TEXTILES—continued						R	R	R	R	R
Wool—										
Woolen manufactures . Value	—	—	—	—	—	33,968	12,270	25,507	1,561	2,723
TOBACCO—										
Unmanufactured . Lbs.	..	1,792	1,000
Manufactured—										
Cigars	3,300	1,497	4,510	2,369	1,644	7,153	3,183	9,220	4,703	2,408
Other sorts	392	400	688	..	1,344	420	400	902	..	360
Total Tobacco	3,692	3,689	5,148	2,369	2,988	7,573	4,585	10,122	4,703	3,028
TOYS AND REQUISITES FOR GAMES AND SPORTS, in- cluding FISHING TACKLE (other than firearms) . Value	—	—	—	—	—	12,976	3,306	4,192	930	2,933
Umbrellas complete, including parasols and sun-shades . No.	422	2,088	12	..	3	1,098	5,046	32	..	225
WOOD AND TIMBER—										
Teak wood Cubic Tons	667	393	556	586	338	1,79,428	94,804	1,09,977	1,41,932	61,058
Other kinds of wood and timber Value	—	—	—	—	—	62,644	59,355	80,576	60,932	31,936
Manufactures of wood other than furniture and cabinet ware	—	—	—	—	—	23,213	13,032	13,690	15,636	10,433
Total Wood and Timber	—	—	—	—	—	2,70,285	1,67,241	2,04,343	2,18,619	1,03,472
POSTAL ARTICLES	—	—	—	—	—	13,81,943	13,97,792	6,97,776	4,14,515	2,01,322
ALL OTHER ARTICLES OF MERCHANDISE	—	—	—	—	—	4,04,462	4,42,005	6,20,596	3,76,472	3,32,816
GRAND TOTAL	—	—	—	—	—	1,65,60,191	1,50,29,440	1,15,57,095	83,46,732	78,90,505

FOREIGN MERCHANDISE

ARTICLES	QUANTITY					VALUE				
	1927-28	1928-29	1929-30	1930-31	1931-32	1927-28	1928-29	1929-30	1930-31	1931-32
APPAREL (including DRA- PERY, UNIFORMS ACCOUTRE- MENTS, BUT excluding HOSIERY AND BOOTS AND SHOES) Value	—	—	—	—	—	2,53,357	2,37,055	1,57,418	76,056	72,709
ARMS, AMMUNITION, AND MILITARY STORES	—	—	—	—	—	..	45,921	..	75	..
BOOKS, PRINTED, AND PRINT- ED MATTER (not being STATIONERY), including MAPS AND CHARTS Cwts.	28	16	8	9	5	5,282	2,132	1,340	1,700	1,200
BOOTS AND SHOES Pairs	303	1,650	937	15,270	61,722	1,080	3,730	1,877	10,220	41,729
BUILDING AND ENGINEER- ING MATERIALS, other than of IRON, STEEL, OR WOOD Value	—	—	—	—	—	2,630	1,641	5,158	2,325	2,191
CHEMICALS AND CHEMICAL PREPARATIONS (excluding CHEMICAL MANURES AND MEDICINES)	—	—	—	—	—	55,146	13,871	27,026	8,229	5,728

No. 13—continued

IRAQ—continued

EXPORTS THERE TO—continued

FOREIGN MERCHANDISE—continued

ARTICLES	QUANTITY					VALUE				
	1927-28	1928-29	1929-30	1930-31	1931-32	1927-28	1928-29	1929-30	1930-31	1931-32
COAL AND COKE . . . Tons	5,188	2,897	2,676	3,618	1,373	1,42,099	54,878	51,682	68,052	34,995
COFFEE . . . Cwts.	1,352	1,720	1,795	1,586	916	70,774	99,028	1,01,624	86,641	39,281
CUTLERY . . . Value	—	—	—	—	—	8,165	11,105	6,650	2,150	3,600
DRUGS AND MEDICINES (excluding CHEMICALS AND NARCOTICS) . . . "	—	—	—	—	—	19,023	3,375	17,679	5,231	3,684
DYING AND TANNING SUBSTANCES . . . "	—	—	—	—	—	4,552	8,535	3,575	112	..
EARTHENWARE AND PORCELAIN (excluding PIPES OF EARTHENWARE) . . . "	—	—	—	—	—	6,980	7,610	4,910	5,074	7,432
FRUITS AND VEGETABLES . . . "	—	—	—	—	—	31,745	8,249	15,807	16,516	20,055
GLASS AND GLASSWARE—										
Beads and false pearls . Cwts.	40	10	49	9	1	3,760	5,686	3,510	758	100
Other glassware . . . Value	—	—	—	—	—	34,232	28,494	19,705	8,932	10,613
Total Glass and Glassware . . . "	—	—	—	—	—	37,992	34,180	23,215	9,690	10,713
GUMS AND RESINS—										
Benjamin . . . Cwts.	110	184	247	171	188	5,885	7,590	9,690	7,145	8,200
Olibanum or frankincense . . . "	480	348	401	316	344	15,370	11,850	11,697	10,225	9,900
Other sorts . . . "	182	71	69	280	133	13,618	1,645	1,635	5,890	3,480
Total Gums and Resins . . . "	752	603	717	767	665	34,873	21,085	23,015	23,260	21,580
HARDWARE (excluding CUTLERY AND ELECTRO-PLATED WARE) . . . Value	—	—	—	—	—	1,24,334	87,425	91,290	85,779	37,382
INSTRUMENTS, APPARATUS, AND APPLIANCES, AND PARTS THEREOF—										
Electrical . . . "	—	—	—	—	—	32,192	29,052	30,168	18,323	11,873
Other kinds . . . "	—	—	—	—	—	4,632	4,454	11,164	8,107	2,422
Total Instruments, etc.	—	—	—	—	—	36,824	33,506	41,332	26,430	14,295

No. 13—*continued*
 IRAQ—*continued*
 EXPORTS THERE TO—*continued*

FOREIGN MERCHANDISE—*continued*

ARTICLES	QUANTITY					VALUE				
	1927-28	1928-29	1929-30	1930-31	1931-32	1927-28	1928-29	1929-30	1930-31	1931-32
LEATHER—										
Unwrought Cwts.	39	30	26	6,558	6,585	2,820
Manufactures (excluding boots and shoes) . . . Value	—	—	—	—	—	12,225	8,693	3,471	161	158
MACHINERY AND MILLWORK—										
Prime-movers (other than electrical) . . . Value	—	—	—	—	—	4,937	5,230	1,607	1,643	230
Other sorts "	—	—	—	—	—	23,251	20,426	21,575	12,284	9,045
Total Machinery and Mill- work "	—	—	—	—	—	33,188	25,656	23,182	13,927	10,181
MATCHES Gross of boxes										
	..	8,000	7,190
METALS AND ORES—										
Brass, Bronze, and similar alloys, wrought . . . Cwts.	90	88	49	27	5	6,280	6,225	3,070	660	376
Copper, wrought . . . "	7	37	66	81	..	718	2,351	6,132	5,150	..
Iron or Steel . . . Tons	46	46	31	17	7	14,589	14,602	12,973	7,675	3,192
Tin, unwrought . . . Cwts.	206	14	176	293	184	39,110	2,000	25,865	3,290	21,450
Others Tons	14	16	10	3	46	35,488	39,302	39,341	5,965	60,032
Total Metals and Ores . . "	75	69	56	38	53	96,185	64,770	87,451	53,470	1,05,079

No. 13—continued
 IRAQ—continued
 EXPORTS THERETO—continued

FOREIGN MERCHANDISE—continued

ARTICLES	QUANTITY					VALUE				
	1927-28	1928-29	1929-30	1930-31	1931-32	1927-28	1928-29	1929-30	1930-31	1931-32
OILS—										
Mineral Gals.	15,250	89,804	86,338	95,967	25,259	36,524	90,735	1,00,804	72,300	71,91
Other sorts "	1,808	—	1,510	..	760	4,172	..	8,550	..	1,36
Total Oils "	17,058	89,804	87,848	95,967	26,019	40,696	90,735	1,09,354	72,300	73,30
PAINTS AND COLOURS . Cwts.	198	137	127	113	150	8,101	4,397	4,717	2,866	3,763
PAPER AND PAPERBOARD . Value	—	—	—	—	—	6,462	7,594	5,048	2,262	2,120
PROVISIONS AND OILMAN'S STORES . Cwts.	659	5,486	80	47	46	33,183	2,21,496	1,894	4,385	3,379
RUBBER—										
Manufactures Value	—	—	—	—	—	6,618	10,248	17,24,146	12,13,158	14,18,949
SPICES—										
Cloves Cwts.	312	60	112	34	73	15,495	8,420	6,332	1,090	3,770
Other sorts "	799	716	224	570	413	18,460	30,327	8,336	27,788	17,773
Total Spices "	1,112	783	336	604	486	33,955	38,747	14,668	29,478	21,543
STONE (excluding ASPER) . Value	—	—	—	—	—	10,145	7,550	7,577	5,515	3,781
WOOD AND MARBLE . Tons	11	10	4	10	2	6,015	7,105	2,417	6,265	600
COIN—										
var. 16 Dutch standard and above (a) "	1,999	560	1,196	—	—	5,62,210	1,27,997	2,88,207	—	—
var 25 D. S. and above "	—	—	—	289	490	—	—	—	48,767	1,26,817

(a) Shown under new head from 1930-31;

No. 13—continued

IRAQ—concluded

EXPORTS THERETO—concluded

FOREIGN MERCHANDISE—concluded

ARTICLES	QUANTITY					VALUE				
	1927-28	1928-29	1929-30	1930-31	1931-32	1927-28	1928-29	1929-30	1930-31	1931-32
TEXTILES—										
Cotton—										
Twist and yarn . . . Lbs.	39,300	9,900	23,385	10,000	25,772	59,985	19,130	42,537	11,735	27,148
Manufactures—										
Hosiery . . . Value	—	—	—	—	—	11,068	1,375	4,315	1,935	9,970
Piece goods—										
Grey (unbleached) . Yards	5,085,923	2,410,177	3,911,090	4,739,630	2,773,100	16,50,492	6,42,540	10,49,085	11,42,864	6,32,857
White (bleached) . . . "	52,738	113,480	130,047	850,459	375,418	22,920	45,170	36,390	1,83,366	79,935
Coloured, printed, or dyed . . . "	122,401	544,000	615,462	885,432	852,817	47,887	1,67,464	1,60,054	1,99,575	1,78,694
Total Piece goods . . . "	5,861,202	3,067,657	4,657,499	6,475,521	4,001,335	17,26,099	8,56,174	12,45,529	15,25,705	8,90,486
Other sorts of manufactures . . . Value	—	—	—	—	—	7,331	880	3,614	1,346	3,245
Total Cotton manufactures (including twist and yarn) . . . "	—	—	—	—	—	18,05,338	8,70,559	12,99,095	15,40,771	9,20,849
Haberdashery and Millinery . . . "	—	—	—	—	—	41,818	36,744	29,795	23,342	21,812
Silk—										
Raw . . . Lbs.	8,435	2,651	679	2,349	200	53,340	18,965	3,050	14,600	800
Manufactures—										
Piece goods . . . Yards	14,951	8,747	45,995	2,664	18,386	15,000	10,050	35,965	2,290	16,474
Other sorts . . . Value	—	—	—	—	—	3,150	3,297
Total Silk manufactures . . . "	—	—	—	—	—	19,050	13,347	35,965	2,290	16,474
Wool—										
Manufactures—										
Piece goods . . . Yards	3,715	11,224	6,461	94	2,582	6,433	16,731	8,500	123	2,050
Other manufactures . Value	—	—	—	—	—	22,932	21,604	11,320	2,615	4,000
Total Woollen manufactures . . . "	—	—	—	—	—	29,415	38,335	19,820	2,738	6,050
Other textiles—										
Manufactures . . . "	—	—	—	—	—	20,763	12,701	28,115	10,195	4,50,382
TOBACCO . . . Lbs.	1,560	159	..	330	24	12,368	800	..	1,460	254
TOYS AND REQUISITES FOR GAMES AND SPORTS (including FISHING TACKLE other than FISHARMS) . Value	—	—	—	—	—	5,082	5,342	7,079	2,553	5,681
VEHICLES (excluding LOCOMOTIVES, ETC., FOR RAILWAYS) . . . "	—	—	—	—	—	16,627	15,254	21,111	11,588	8,464
WOOD AND TIMBER . . . "	—	—	—	—	—	3,514	4,500	4,591	1,100	730
POSTAL ARTICLES . . . "	—	—	—	—	—	1,64,533	1,92,556	2,46,120	1,05,732	1,00,596
ALL OTHER ARTICLES OF MERCHANDISE . . . "	—	—	—	—	—	70,525	78,318	48,717	43,316	24,346
GRAND TOTAL . . . "	—	—	—	—	—	39,34,400	25,90,465	45,86,523	25,86,721	36,51,588
GRAND TOTAL OF INDIAN AND FOREIGN MERCHANDISE . . . "	—	—	—	—	—	2,04,94,591	1,76,19,006	1,61,43,618	1,19,23,453	1,15,42,001

MASKAT TERRITORY AND TRUCIAL OMAN

IMPORTS THEREFROM

ARTICLES	QUANTITY					VALUE				
	1927-28	1928-29	1929-30	1930-31	1931-32	1927-28	1928-29	1929-30	1930-31	1931-32
FISH (excluding CANNED FISH)—										
Fish, dry, unsalted . . . Cwts	1,368	1,072	52	4,223	1,375	5,312	4,750	482	15,097	6,139
" " salted . . . " "	21,366	10,312	12,978	16,360	26,308	3,33,979	1,30,522	2,04,509	2,31,180	1,78,792
Fishmaws and sharkfins . . . "	2,371	2,110	1,448	2,553	4,517	20,183	24,666	19,942	23,344	50,500
Fish, other sorts . . . "	998	..	121	3,742	..	1,119
Total Fish (excluding canned fish)	25,180	18,494	15,466	23,186	32,316	3,59,474	2,09,938	2,28,675	2,70,180	2,31,650
FRUITS AND VEGETABLES—										
Fresh fruits and vegetables . . . Value	—	—	—	—	—	61,066	21,259	31,757	41,485	34,414
Fruits and vegetables: dried, salted, or preserved, not being canned or bottled—										
Dates . . . Tons	7,071	7,684	7,811	6,063	8,311	18,48,898	17,31,090	18,46,527	14,08,790	16,39,771
Other sorts . . . "	8	84	18	16	18	3,991	11,544	7,692	5,987	14,238
Total Fruits and Vegetables Value	—	—	—	—	—	10,14,855	17,63,893	18,84,976	14,56,262	16,83,428
GUMS AND RESINS—										
Gilbanum or frankincense Cwts.	7,931	7,118	12,419	11,598	7,997	98,321	96,556	1,63,057	1,22,289	81,181
Other sorts . . . "	159	26	1	53	..	1,960	762	272	647	11
Total Gums and Resins	8,090	7,144	12,420	11,651	7,997	1,00,281	97,318	1,63,084	1,22,936	81,142
HAIR AND MANUFACTURES OF HAIR—										
Hair of all kinds . . . Cwts.	981	961	476	439	680	24,433	24,557	11,942	8,316	16,097
Hardware, including Cutlery and Electroplated-ware . . . Lbs.	3,088	9,155	10,616	11,256	9,344
HIDES AND SKINS, RAW—										
Hides, raw . . . { Tons { =No.	..	8	10	7	..	525	7,164	6,495	5,456	545
{ Tons { =No.	-175	-1,186	-1,561	-1,542	-223	18,703	30,423	24,106	27,681	11,255
Skins, raw . . . { Tons { =No.	18	27	23	23	14	19,228	37,537	30,601	33,137	11,800
{ Tons { =No.	-18,358	-29,110	-22,157	-24,423	-16,148
Total Hides and Skins, raw	18	35	33	35	14	19,228	37,537	30,601	33,137	11,800
{ Tons { =No.	-18,528	-30,246	-23,718	-25,964	-16,371
MANURES—										
Fish Manures . . . Tons	4,188	2,681	2,220	1,809	1,411	3,75,258	2,25,892	2,01,478	1,84,802	1,19,929
PAINTS AND PAINTERS' MATERIALS . . . Value	—	—	—	—	—	30,790	34,770	42,637	15,094	4,041
PRECIOUS STONES AND PEARLS, UNSET—										
Pearls . . . "	—	—	—	—	—	11,13,940	7,00,600	3,58,500	4,16,700	4,85,391
PROVISIONS AND OILMAN'S STORES (including FISH AND FRUITS AND VEGETABLES, CANNED OR BOTTLED)—										
Ghi . . . Cwts.	303	48	33	72	620	23,161	3,341	2,348	5,294	30,863
Other sorts of provisions Value	—	—	—	—	—	2,115	368	1,319	1,591	1,158
Total Provisions and Oilman's Stores	—	—	—	—	—	25,276	3,709	3,667	6,885	32,020
TEXTILES—										
Wool—										
Raw . . . Lbs.	66,528	91,784	71,736	88,872	58,364	22,207	31,156	24,595	20,685	11,865
POSTAL ARTICLES NOT SPECIFIED . . . Value	—	—	—	—	—	4,818	4,561	6,061	4,116	2,028
ALL OTHER ARTICLES OF MERCHANDISE . . . "	—	—	—	—	—	59,691	34,951	37,244	36,936	41,124
GRAND TOTAL,	—	—	—	—	—	40,58,289	31,78,097	30,04,076	25,87,255	27,34,754

No. 13—continued

MASKAT TERRITORY AND TRUCIAL OMAN—continued

EXPORTS THERETO

INDIAN MERCHANDISE

ARTICLES	QUANTITY					VALUE				
	1927-28	1928-29	1929-30	1930-31	1931-32	1927-28	1928-29	1929-30	1930-31	1931-32
APPAREL (including DRESSERY, UNIFORMS, ACCOUTREMENTS, BUT ex- cluding HOSIERY AND BOOTS AND SHOES) . . . Value	—	—	—	—	—	4,703	5,140	1,400	761	1,836
BOOTS AND SHOES . . . Pairs	11,108	6,618	8,308	7,532	6,981	17,854	9,415	13,934	10,996	10,162
BUILDING AND ENGINEER- ING MATERIALS . . . Value	—	—	—	—	—	4,441	5,329	5,387	5,319	4,248
CHEMICALS AND CHEMICAL PREPARATIONS (exclud- ing CHEMICAL MANURES AND MEDICINES) . . . "	—	—	—	—	—	7,171	6,554	6,175	5,180	6,677
COFFEE Cwts.	101	13	54	40	..	6,978	1,359	4,670	2,860	..
COIR, MANUFACTURED (ex- cluding ROPS) . . . Tons	224	79	62	32	32	69,161	24,902	18,408	6,014	9,607
CORDAGE AND ROPE OF VEGETABLE FIBRE (excluding JUTE AND COTTON) . . . Cwts.	4,204	3,170	2,600	813	1,501	62,555	51,667	40,839	11,051	23,674
DRUGS AND MEDICINES (excluding CHEMICALS AND NARCOTICS) . . . Value	—	—	—	—	—	9,359	4,949	3,996	3,609	3,218
DYEING AND TANNING SUBSTANCES—										
Turmeric Cwts.	1,280	1,200	1,278	1,493	1,207	86,741	35,768	35,142	34,266	22,625
Other sorts "	2	10	300	185
Total Dyeing and Tanning substances "	1,282	1,210	1,278	1,493	1,207	87,041	35,946	35,142	34,266	22,625
FODDER, BRAN AND POL- LARDS (excluding oilcake) Tons	554	431	315	103	103	54,276	43,054	31,727	7,744	7,793
FRUITS AND VEGETABLES—										
Fresh fruits and vege- tables Value	—	—	—	—	—	8,126	11,234	9,212	7,244	11,146
Fruits and vegetables : dried, salted, or pre- served, all sorts . . . Tons	520	381	295	231	109	1,10,107	82,244	57,950	35,373	21,513
Total Fruits and Vegetables Value	—	—	—	—	—	1,18,233	93,478	67,162	42,617	32,659
FURNITURE AND CABINETWARE "	—	—	—	—	—	6,402	1,398	3,178	2,414	2,451
GLASS AND GLASSWARE . . "	—	—	—	—	—	1,905	4,670	3,536	1,250	1,075
GRAIN, PULSE AND FLOUR—										
Barley Tons	660	670	283	41	69	79,410	81,264	34,706	4,622	4,730
Jowar and bajra "	532	452	517	277	532	72,707	68,177	83,508	40,538	48,151
Pulse—										
Gram "	160	91	93	122	80	21,975	13,026	12,059	15,617	8,316
Lentils "	45	17	37	33	18	11,127	5,182	10,109	7,617	3,269
Other sorts "	60	42	43	31	30	11,514	8,071	8,923	6,772	4,445
Total Pulse "	265	150	173	186	128	44,616	26,279	31,091	30,006	16,030
Rice not in the husk—										
Bulled rice "	27,483	16,705	21,128	21,142	17,778	57,66,948	33,94,905	39,94,101	33,44,332	21,35,275
Cleaned rice "	1,754	1,212	1,417	1,079	902	4,33,378	2,75,073	2,98,794	1,95,020	1,36,316
Broken cleaned rice . . . "	85	82	189	153	137	12,206	11,749	26,620	13,375	11,266
Other sorts "	1	..	13	135	..
Total Rice not in the husk "	29,327	17,999	22,734	22,374	18,817	62,12,545	36,81,727	43,18,915	35,57,852	22,82,857
Rice flour and ground rice "	68	74	108	103	66	13,375	14,973	20,484	12,620	5,732
Wheat "	1,327	1,147	900	835	830	2,25,213	1,88,953	1,50,606	1,02,466	70,659
" flour "	3,173	3,122	3,077	2,968	3,114	6,43,333	6,24,675	6,03,586	4,00,627	2,89,702
Other sorts "	13	39	12	14	9	1,695	1,299	1,584	1,590	810
Total Grain, Pulse and Flour "	85,365	23,658	27,804	26,846	23,555	72,97,894	46,90,347	52,44,430	41,51,121	27,18,671
HARDWARE AND CUT- LERY, including PLATED WARE Value	—	—	—	—	—	38,890	9,422	35,206	14,015	15,039

MASKAT TERRITORY AND TRUCIAL OMAN—continued

EXPORTS THERE TO—continued

INDIAN MERCHANDISE—continued

ARTICLES	QUANTITY					VALUE				
	1927-28	1928-29	1929-30	1930-31	1931-32	1927-28	1928-29	1929-30	1930-31	1931-32
METALS AND ORES—										
Iron or Steel—										
Nails, screws, rivets, and washers . . . Tons	64	46	31	28	35	27,572	18,195	15,702	8,808	9,602
Other manufactures . . "	23	21	16	4	8	8,078	7,802	7,307	2,586	3,169
Total Iron or steel . . "	87	67	47	32	43	35,650	25,997	23,009	11,449	12,771
Metals, unenumerated. Cwts.	140	220	120	80	1	23,470	25,980	14,840	9,080	2,410
Total Metals and ores .Tons	94	78	53	36	43	60,020	51,977	37,849	20,529	15,181
OILS—										
Vegetable, non-essential—										
Coconut . . . "	3,056	2,845	4,638	3,060	1,423	7,419	7,308	9,016	6,861	2,308
Groundnut . . . "	2,352	3,723	1,143	2,048	3,568	5,334	7,125	1,036	4,662	4,857
Sesamum (oil or linseed) "	45,339	60,272	56,725	49,212	20,854	1,20,131	1,55,443	1,41,032	1,05,440	34,756
Other sorts . . . "	829	760	459	526	636	2,174	1,792	1,140	1,072	1,193
Total Vegetable, non-essential "	52,076	67,600	62,965	55,746	26,481	1,35,058	1,71,668	1,52,180	1,18,085	43,614
Other kinds . . . "	6,210	584	682	99	..	4,000	1,625	1,307	420	..
Total Oils . . . "	58,286	68,184	63,647	55,845	26,481	1,39,058	1,73,293	1,54,487	1,18,505	43,614
PROVISIONS AND OILMAN'S STORES—										
Oil Cwts.	182	539	43	10	2	14,610	37,152	2,580	800	110
Other sorts of provisions Value	—	—	—	—	—	15,458	21,026	16,620	9,856	6,014
Total Provisions and oilman's stores . . "	—	—	—	—	—	30,068	58,178	18,600	10,656	7,124
SEEDS—										
Oil-seeds—										
Essential—										
Coriander . . . Tons	8	11	8	13	12	4,266	4,849	4,763	6,379	4,663
Commim (other than black) . . "	58	42	32	42	25	56,962	39,822	27,750	28,486	14,825
Other sorts . . . "	4	8	9	10	3	4,660	5,405	3,872	2,444	1,933
Total Seeds, essential . . "	70	61	49	65	40	65,888	50,076	36,385	37,309	21,421
Non-essential—										
Copra or coconut kernel . . "	5	11	6	9	8	4,372	7,852	5,085	4,912	1,812
Cotton seed . . . "	35	33	16	5	1	4,320	3,829	1,970	575	163
Groundnuts . . . "	32	26	23	25	5	8,587	6,248	7,507	5,176	1,080
Poppy "	38	11,015	95	71
Sesamum (oil or linseed) "	6	16	52	5	11	2,522	3,788	15,734	1,380	2,451
Other sorts . . . "	1	1,224	485	325	220	256
Total seeds, non-essential . . "	115	66	102	44	20	32,040	22,202	30,621	12,308	5,837
Other than oil-seeds . . . "	..	1	1	30	310	..	305	381
Total Seeds "	185	128	151	109	61	97,928	72,588	67,006	50,422	27,643
SPICES—										
Cardamoms . . . Cwts.	48	41	75	64	39	12,862	10,125	21,600	17,912	7,864
Chillies "	314	320	247	416	237	11,693	8,200	6,884	11,228	3,693
Ginger "	116	64	84	129	122	5,480	2,325	3,970	5,458	8,824
Pepper "	412	160	209	192	184	27,278	14,400	18,735	12,505	12,871
Other sorts "	221	229	217	222	242	7,271	7,068	7,185	5,788	5,371
Total Spices "	1,111	804	832	1,023	824	64,593	42,128	58,374	52,891	33,421

No. 13—continued

MASKAT TERRITORY AND TRUCIAL OMAN—continued

EXPORTS THERETO—continued

INDIAN MERCHANDISE—concluded

ARTICLES	QUANTITY					VALUE				
	1927-28	1928-29	1929-30	1930-31	1931-32	1927-28	1928-29	1929-30	1930-31	1931-32
SUGAR—						R	R	R	R	R
Sugar, 16 Dutch standard and above (a) . . . Tons	15	1	4	—	—	9,864	1,327	1,896	—	—
Sugar, 23 Dutch standard and above . . . "	—	—	—	—	—	—	171	..
Sugar, below 23 Dutch standard but not below 16 Dutch standard . . . "	—	—	—	2	2	—	—	—	592	1,051
Other sorts . . . "	8	2	12	8	2	2,924	1,779	3,400	1,947	1,103
Total Sugar . . . "	23	3	16	5	4	12,788	3,106	5,296	2,710	2,154
TALLOW AND STEARINE (including GREASE AND ANIMAL FAT) . . . Cwts.	1,520	1,329	1,497	1,172	1,014	65,349	50,305	47,933	39,261	36,222
TEA; BLACK . . . Lbs.	86,857	111,688	62,182	68,581	80,271	71,502	95,134	47,723	45,582	39,446
TEXTILES—										
Cotton—										
Waste . . . Cwts.	202	927	853	802	113	5,704	27,674	14,534	8,340	1,065
Twist and yarn . . . Lbs.	157,324	201,713	212,010	195,320	182,976	1,41,432	1,79,958	1,75,810	1,46,887	1,20,845
Manufactures—										
Handkerchiefs and shawls in the piece . . . No.	6,193	8,020	12,420	4,203	8,000	2,263	4,425	6,420	1,150	3,375
Piecegoods—										
Grey (unbleached) Yards	107,580	143,755	141,420	75,337	83,632	35,522	65,330	40,492	34,665	25,833
White (bleached) . . . "	51,000	28,400	12,800	144	4,700	14,420	9,420	5,200	39	831
Coloured, printed, or dyed . . . "	2,439,035	3,267,135	2,603,265	2,045,956	3,098,971	3,06,059	10,54,631	7,89,878	5,50,826	6,01,331
Total Piecegoods . . . "	2,597,615	3,439,340	2,757,485	2,121,487	3,137,303	3,56,601	11,29,481	8,44,570	5,85,530	7,18,045
Thread, sewing . . . Lbs.	5,792	5,691	5,233	4,760	4,796	3,955	3,080	3,675	6,325	5,950
Other sorts of manufactures . . . Value	—	—	—	—	—	61,483	51,395	53,110	48,000	23,394
Total Cotton manufactures (including twist and yarn) . . . "	—	—	—	—	—	10,70,739	13,73,339	10,88,585	7,88,392	8,76,009
Hemp (chiefly Sana), raw Cwts.	2,344	2,639	2,396	2,390	2,790	59,022	54,061	47,091	46,339	35,323
Jute—										
Manufactures—										
Gunny bags . . . No.	63,578	105,804	82,345	51,110	151,250	24,304	50,332	35,772	18,492	45,705
Other kinds . . . Value	—	—	—	—	—	6,740	5,123	4,005	4,162	5,700
Total Jute manufactures . . . "	—	—	—	—	—	31,044	55,355	39,777	22,654	51,405
Silk—										
Raw . . . Lbs.	60	38	395	2,130	..	700	380	2,577	19,592	..
Wool—										
Manufactures . . . "	—	—	—	—	—	200	1,650	7,250	4,050	1,800
TOBACCO . . . Lbs.	79,824	64,677	72,465	66,570	54,357	22,255	20,900	20,716	17,731	15,517
WOOD AND TIMBER—										
Teak wood . . . Cubic Tons	158	196	157	74	11	17,377	20,225	14,772	8,091	1,223
Other kinds of wood and timber . . . Value	—	—	—	—	—	47,375	33,469	42,757	21,299	4,637
Manufactures of wood, other than furniture and cabinet ware . . . "	—	—	—	—	—	13,232	7,625	12,129	3,269	3,096
Total Wood and Timber . . . "	—	—	—	—	—	78,984	61,319	69,658	32,659	9,011
OTHER ARTICLES . . . "	—	—	—	—	—	52,544	46,577	48,376	40,778	35,486
ALL OTHER ARTICLES OF MERCHANDISE . . . "	—	—	—	—	—	31,525	40,920	21,440	17,269	21,471
GRAND TOTAL . . . "	—	—	—	—	—	96,29,312	72,46,507	73,12,711	56,37,523	41,13,215

(a) Sub-divided from 1930-31.

MASKAT TERRITORY AND TRUCIAL OMAN—continued

EXPORTS THERETO—continued

FOREIGN MERCHANDISE

ARTICLES	QUANTITY					VALUE				
	1927-28	1928-29	1929-30	1930-31	1931-32	1927-28	1928-29	1929-30	1930-31	1931-32
						R	R	R	R	R
APPAREL (including DRA- PERY, UNIFORMS, ACCOUTREMENTS, BUT ex- cluding HOSIERY AND BOOTS AND SHOES) Value	—	—	—	—	—	25,293	15,992	17,740	4,908	1,350
CHEMICALS AND CHEMICAL PREPARATIONS (exclud- ing CHEMICAL MANURES AND MEDICINES) "	—	—	—	—	—	7,403	8,432	5,201	5,620	4,050
COFFEES Cwts.	1,478	1,419	3,553	823	848	74,868	76,678	2,05,127	50,134	13,525
CUTLERY Value	—	—	—	—	—	24,606	20,206	13,440	4,845	6,095
DRUGS AND MEDICINES (including CHEMICALS AND NARCOTICS) . . . "	—	—	—	—	—	6,600	3,167	2,978	1,404	2,740
DYEING AND TANNING SUBSTANCES—										
Cochineal Cwts.	..	18	62	41	3	..	3,652	10,946	9,872	569
Dyes obtained from coal tar— Aniline Lbs.	2,152	1,379	1,127	100	562	4,346	2,380	1,564	150	1,325
Saffron "	8,446	5,212	1,582	1,380	100	29,713	9,752	3,055	1,475	125
Othersorts Value	—	—	—	—	—	50	236	60	60	374
Total of Dyeing and Tanning substances "	—	—	—	—	—	34,109	16,520	15,625	11,557	2,293
EARTHENWARE AND POR- CELAIN (including PIPES OF EARTHENWARE) . . "	—	—	—	—	—	11,318	13,238	9,103	8,091	2,726
FRUITS AND VEGETABLES—										
Fruits and Vegetables: dried, salted, or pre- served Tons	24	12	33	4	..	5,924	3,500	3,589	690	45
GLASS AND GLASSWARE . Value	—	—	—	—	—	16,524	11,848	9,074	4,057	4,297
GUMS AND RESINS . . . Cwts.	318	162	126	75	135	9,363	5,330	3,555	2,420	3,582
IRONWARE (excluding CUTLERY AND ELECTRO- PLATED WARE) . . . Value	—	—	—	—	—	27,830	41,482	22,543	9,056	9,583
LIQUORS Gals.	444	618	1,204	957	1,457	4,732	6,938	13,255	7,675	9,569
MACHINES Gross of boxes	15,975	29,350	11,200	450	..	34,228	62,511	18,237	1,125	..
METALS AND ORES—										
Copper Cwts.	39	41	29	5	23	2,042	2,327	2,315	290	2,209
Iron or Steel . . . Tons	85	82	66	77	41	26,581	23,353	21,049	22,570	12,411
Lead Cwts.	200	349	225	156	239	6,078	8,885	6,360	4,141	5,375
Others Tons	3	5	4	1	4	9,142	10,995	7,396	12,850	6,681
Total Metals and Ores . . "	100	106	83	86	58	43,843	45,560	37,120	29,851	26,676
OILS Gals.	207,078	1,948	800	2,952	1,471	48,440	6,935	2,381	3,387	2,605
PAINTS AND COLOURS . Cwts.	73	91	67	54	66	7,904	12,729	6,901	5,758	6,489
PAPER AND PASTEBOARD Value	—	—	—	—	—	9,801	9,548	8,229	5,497	4,453
PRECIOUS STONES AND PEARLS, UNSET . . . "	—	—	—	—	—	1,50,600	1,08,000	31,300	32,700	33,000
PROVISIONS AND OILMAN'S STORES Cwts.	557	1,998	136	401	120	13,274	81,447	6,799	13,866	3,252
RICES "	359	207	154	546	148	10,732	6,399	6,465	16,233	13,206
SUGAR—										
16 Dutch standard and above (a) Tons	2,102	1,241	984	—	—	5,63,701	2,46,572	1,30,247	—	—
23 Dutch standard and above "	—	—	—	349	380	—	—	—	47,867	1,23,284
Other sorts "	18	2	2,188	1200
Total Sugar "	2,102	1,241	984	362	382	5,63,701	2,46,572	1,30,247	50,055	1,23,484
TEXTILES—										
Twist and Yarn . . . Lbs.	62,600	48,350	84,004	41,751	27,600	55,778	55,607	38,946	38,170	12,295

(a) Sub-divided from 1930-31.

No. 13—continued

OTHER NATIVE STATES

MASKAT TERRITORY AND TRUCIAL OMAN—concluded

EXPORTS THERE TO—concluded

FOREIGN MERCHANDISE—continued

ARTICLES	QUANTITY					VALUE				
	1927-28	1928-29	1929-30	1930-31	1931-32	1927-28	1928-29	1929-30	1930-31	1931-32
TEXTILES—continued						R	R	R	R	R
Cotton—continued										
Manufactures—										
Hosiery . . . Value	—	—	—	—	—	11,304	11,308	8,247	7,149	6,509
Piecegoods—										
Grey (unbleached) Yards	898,161	588,615	824,726	332,200	314,359	2,45,024	1,55,852	2,09,400	78,704	60,220
White (bleached) . . .	813,951	771,226	581,784	363,934	534,096	2,47,715	2,10,860	1,56,172	96,407	1,12,328
Coloured, printed, or dyed . . .	2,781,768	3,424,071	2,509,574	1,537,903	2,087,224	11,81,888	13,09,934	9,48,096	5,66,441	5,57,528
Fents of all descriptions . . .	2,500	10,560	11,450	600	..	605	2,790	6,052	250	..
Total Piecegoods . . .	4,441,380	47,89,472	3,927,534	2,234,637	2,935,749	16,75,227	16,78,936	13,19,720	7,41,802	7,30,086
Other sorts of manufactures . . . Value	—	—	—	—	—	3,181	3,935	3,960	1,602	400
Total Cotton manufactures (including twist and yarn) . . .	—	—	—	—	—	17,46,490	17,49,786	13,70,873	7,88,723	7,49,290
Haberdashery and millinery . . .	—	—	—	—	—	63,906	48,644	55,044	37,423	31,360
Silk—										
Raw . . . Lbs.	1,016	1,522	698	644	200	6,300	8,220	3,460	4,100	800
Manufactures—										
Silk yarn, noils, and warps . . .	8,694	8,965	8,460	4,704	3,060	61,865	59,111	54,704	26,813	14,663
Piecegoods . . . Yards	6,050	8,474	5,505	1,945	1,000	10,100	9,120	7,695	1,960	800
Other sorts . . . Value	—	—	—	—	—	..	2,100	1,700
Total Silk manufactures . . .	—	—	—	—	—	71,965	70,331	64,189	28,773	15,663
Woolen manufactures . . .	—	—	—	—	—	3,751	12,945	16,040	1,850	3,7884
Other textiles—										
Manufactures . . . Value	—	—	—	—	—	2,670	10,940	11,800	1,000	17,850
TOBACCO, MANUFACTURED Lbs.	1,263	4,435	2,824	813	595	5,440	20,549	12,672	4,356	4,002
VEHICLES (excluding LOCOMOTIVES, ETC., FOR RAILWAYS) . . . Value	—	—	—	—	—	4,325	5,325	390	8,801	2,235
WOOD AND TIMBER . . .	—	—	—	—	—	3,596	9,734	4,490	4,204	2,494
ALL OTHER ARTICLES OF MERCHANDISE . . .	—	—	—	—	—	34,571	9,193	45,363	31,245	37,023
GRAND TOTAL . . .	—	—	—	—	—	30,71,932	27,65,639	22,03,230	11,74,998	11,31,979
RAND TOTAL OF INDIAN AND FOREIGN MERCHANDISE . . .	—	—	—	—	—	1,27,01,274	1,00,12,196	95,15,941	68,12,521	52,45,19

OTHER NATIVE STATES IN ARABIA

IMPORTS THEREFROM

ARTICLES	QUANTITY					VALUE				
	1927-28	1928-29	1929-30	1930-31	1931-32	1927-28	1928-29	1929-30	1930-31	1931-32
BUTTON OF ALL SORTS . . . Value	—	—	—	—	—	..	16,000
Coal and Coke—										
Coal . . . Tons	..	276	1,400	250	4,636	25,200	4,400	..
COFFEE										
DRUGS AND MEDICINES (excluding CHEMICALS AND MARCOPTICS) . . . Value	125	03	..	11,646	41	..	1,260	..
FISH (excluding CANNED FISH)—										
Fish, dry, salted . . . Cwts.	1,464	386	1,419	526	3,342	26,950	5,656	21,403	9,587	13,186
Fishmaws and sharkfins . . .	852	568	884	513	3,042	3,972	7,957	13,569	6,132	31,575
Fish, other sorts . . .	4	37	17	94	155	70
Total Fish (excluding canned fish) . . .	1,820	954	2,303	1,081	6,401	30,916	13,613	34,972	15,874	49,331
FRUITS AND VEGETABLES—										
Fruits and vegetables: dried, salted, or preserved, not being canned or bottled—										
Dates . . . Tons	568	593	498	182	170	1,40,926	89,844	88,171	31,627	30,600
Others	4	1	..	1,694	25	2	901
Total Fruits and Vegetables, dried, etc. . .	568	597	498	182	171	1,40,926	91,538	88,196	31,629	31,501

OTHER NATIVE STATES IN ARABIA—continued

IMPORTS THEREFROM—continued

ARTICLES	QUANTITY					VALUE					
	1927-28	1928-29	1929-30	1930-31	1931-32	1927-28	1928-29	1929-30	1930-31	1931-32	
GUMS AND RESINS—						R	R	R	R	R	
Arabic Cwts.	548	485	910	692	225	9,864	11,781	27,428	18,488	4,705	
Olibanum of frankincense "	6,085	4,092	14,640	13,215	9,340	93,215	59,087	1,82,103	1,25,085	94,553	
Other sorts "	—	20	—	7	—	—	701	—	90	—	
Total Gums and Resins "	7,583	4,597	15,550	13,914	9,565	1,02,579	71,469	2,09,531	1,43,658	99,318	
HIDES AND SKINS, RAW {											
Tons	12	23	57	4	57	13,178	18,270	57,595	3,450	31,525	
No.	13,234	15,820	114,929	1,660	7,908						
METALS AND ORES	Tons	4	6	4	6	37	2,444	3,600	2,721	3,723	11,930
PAINTS AND PAINTERS' MATERIALS Value	—	—	—	—	—	16,482	5,880	18,983	17,215	2,236	
PRECIOUS STONES AND PEARLS, UNSET—											
Pearls, unset "	—	—	—	—	—	6,60,000	1,500	46,000	83,550	17,503	
Stone and marble Tons	195	591	1,574	606	394	2,020	6,526	9,938	5,575	3,352	
TEXTILES—											
Cotton, Piecegoods Yds.	816	68,481	1,359	4,281	3,722	476	23,121	787	1,767	1,613	
Wool, raw Lbs.	178,456	122,752	136,690	16,800	115,192	56,985	56,490	35,822	6,000	25,370	
POSTAL ARTICLES NOT SPECIFIED Value	—	—	—	—	—	649	548	101	449	6	
ALL OTHER ARTICLES OF MERCHANDISE "	—	—	—	—	—	47,968	40,497	39,570	41,427	26,364	
GRAND TOTAL "	—	—	—	—	—	10,88,602	3,55,770	5,79,715	3,79,536	3,03,788	

EXPORTS THERETO

INDIAN MERCHANDISE

ARTICLES	QUANTITY					VALUE				
	1927-28	1928-29	1929-30	1930-31	1931-32	1927-28	1928-29	1929-30	1930-31	1931-32
APPAREL (including DRAPEERY, UNIFORMS, AND ACCOUTREMENTS, BUT excluding HOSIERY AND BOOTS AND SHOES) Value	—	—	—	—	—	R	R	R	R	R
						21,022	7,450	12,250	3,050	1,430
BOOKS, PRINTED, AND PRINTED MATTER (NOT BEING STATIONERY) including MAPS AND CHARTS Cwts.	123	44	2,389	39	6	12,405	5,000	12,400	4,965	650
BOOTS AND SHOES Pairs	31,525	28,039	30,851	24,459	5,813	74,358	53,062	73,173	49,092	12,305
CHEMICALS AND CHEMICAL PREPARATIONS (excluding CHEMICAL MANURES AND MEDICINES) Value	—	—	—	—	—	14,495	22,584	41,513	36,591	41,640
COFFEE Cwts.	2,167	2,218	1,611	2,108	678	1,75,550	1,95,640	1,37,830	1,49,777	33,725
COIR, MANUFACTURED (excluding ROPE) Tons	166	60	65	87	81	56,491	20,374	18,821	24,329	15,973
CORDAGE AND ROPE OF VEGETABLE FIBRE (excluding JUTE AND COTTON) Cwts.	2,008	1,240	1,111	1,881	3,916	48,741	18,354	19,653	23,339	36,508
DRUGS AND MEDICINES (excluding CHEMICALS AND MAROCHOS) Value	—	—	—	—	—	11,420	9,991	21,955	13,308	10,445
DYEING AND TANNING SUBSTANCES—										
Turmeric Cwts.	1,089	866	993	1,660	2,981	31,602	32,012	30,304	43,035	58,402
Other sorts "	65	3	23	2	16	2,315	50	4,374	40	275
Total Dyeing and Tanning substances "	1,154	869	1,016	1,662	3,007	33,917	32,062	34,678	43,075	58,677

No. 13—continued

OTHER NATIVE STATES IN ARABIA—continued

EXPORTS THERE TO—continued

INDIAN MERCHANDISE—continued

ARTICLES	QUANTITY					VALUE				
	1927-28	1928-29	1929-30	1930-31	1931-32	1927-28	1928-29	1929-30	1930-31	1931-32
						₹	₹	₹	₹	₹
FISH (excluding canned Fish) Cwts.	196	94	65	135	113	9,230	5,283	3,230	4,467	5,100
FODDER, BRAN, AND POLLARDS (excluding OILCAKES) . Tons	545	630	593	459	226	80,258	96,496	73,361	68,508	19,377
FRUITS AND VEGETABLES—										
Fresh fruits and vegetables—										
Fresh vegetables—										
Onions . . . Cwts.	635	271	610	67	905	3,176	2,478	3,020	317	5,204
Fruits and vegetables: dried, salted, or pre- served, all sorts . Tons	294	253	305	243	294	76,374	73,627	73,746	49,397	46,406
Other sorts . . . Value	—	—	—	—	—	7,550	8,935	3,270	2,945	1,665
Total Fruits and vege- tables . . . "	—	—	—	—	—	87,100	85,040	80,036	52,659	53,275
FURNITURE AND CABINET- WARE . . . "	—	—	—	—	—	3,132	9,944	8,624	5,877	2,769
GLASS AND GLASSWARE . . . "	—	—	—	—	—	10,700	9,940	8,320	8,065	2,663
GRAIN, PULSE AND FLOUR—										
Barley Tons	1,047	139	4	14	10	1,47,092	15,231	422	2,175	743
Jowar and Bajra . . . "	9,231	12,113	4,246	2,538	3,926	14,73,837	13,95,329	6,63,268	3,17,529	3,90,552
Maize "	23	42	44	1	23	4,610	9,078	7,176	144	2,253
Pulse "	1,065	473	601	579	597	2,43,929	93,388	1,14,670	1,30,699	1,05,729
Rice not in the husk—										
Boiled rice . . . "	21,325	29,065	31,653	25,236	20,431	44,23,234	54,74,032	50,85,934	33,46,775	24,33,376
Cleaned rice . . . "	2,997	2,247	2,260	1,373	2,324	6,17,122	4,89,493	4,56,950	3,30,977	2,96,906
Broken cleaned rice . . "	196	465	114	127	50	32,216	71,888	19,171	14,033	2,974
Other sorts "	..	2	60	605	65	155	12
Total Rice not in the husk . "	25,018	31,779	34,027	27,236	22,905	50,72,632	59,86,018	55,64,140	36,91,945	27,33,772
Wheat "	1,312	2,598	1,390	1,147	832	2,35,769	4,53,093	2,93,025	1,72,039	91,552
" flour "	9,270	9,304	10,133	10,060	10,700	29,12,343	18,54,589	21,32,433	17,92,557	15,23,473
Other sorts "	..	336	595	20	..	135	34,139	63,308	4,630	176
Total Grain, Pulse and flour "	46,966	55,784	51,090	41,645	33,833	91,30,447	1,03,45,346	83,38,942	61,11,708	48,53,249
HARDWARE AND CUTLERY, including PLATEDWARE Value	—	—	—	—	—	29,623	35,760	25,094	17,347	6,166
METALS AND ORES—										
Brass, bronze and similar alloys, wrought . Cwts.	940	576	913	515	126	1,39,520	96,601	1,58,451	94,735	19,230
Copper wrought . . . "	322	272	127	76	34	34,210	25,740	12,095	5,326	2,655
Iron or Steel . . . Tons	27	16	18	18	4	14,337	10,277	7,763	6,301	1,037
Others "	68	55	37	25	2	2,17,993	1,73,613	1,35,966	33,526	4,819
Total Metals and Ores . . "	158	113	107	73	14	4,06,060	3,06,231	3,14,375	1,90,433	27,791

OTHER NATIVE STATES IN ARABIA—continued

EXPORTS THERETO—continued

INDIAN MERCHANDISE—continued

ARTICLES	QUANTITY					VALUE				
	1927-28	1928-29	1929-30	1930-31	1931-32	1927-28	1928-29	1929-30	1930-31	1931-32
						₹	₹	₹	₹	₹
OILS—										
Vegetable, non-essential—										
Coconut . . . Cwts.	3,224	4,593	4,707	2,632	2,824	11,472	16,933	17,479	9,418	8,10
Groundnut . . . "	4,769	2,727	3,033	7,687	7,950	10,885	9,197	9,530	18,790	22,43
Sesamum (oil or linseed) "	8,860	18,301	11,810	10,521	24,527	30,535	51,644	29,609	21,620	50,61
Other sorts . . . "	379	398	..	12	219	982	1,446	..	20	84
Total Vegetable, non-essential . . . "	17,232	26,019	19,550	20,852	35,520	53,874	79,220	54,018	49,857	81,99
Other sorts . . . "	122	101	46	28	..	1,230	4,000	562	430	..
Total Oils . . . "	17,354	26,120	19,596	20,880	35,520	55,104	83,220	54,580	50,287	81,99
PROVISIONS AND OILMAN'S STORES . . . Value	—	—	—	—	—	22,619	27,826	26,967	31,871	7,08
SEEDS—										
Essential . . . Tons	20	35	38	38	43	12,951	25,226	22,773	10,467	16,40
Non-essential—										
Groundnuts . . . "	49	31	23	21	40	19,071	11,398	7,463	6,439	10,00
Sesamum (oil or linseed) "	886	991	545	548	729	3,06,205	2,94,316	1,94,634	1,97,102	2,12,40
Other sorts . . . "	21	24	17	11	7	7,850	12,253	7,600	6,012	2,60
Total Seeds, non-essential . . . "	956	1,046	585	680	776	3,33,135	3,18,486	2,09,697	2,09,553	2,25,10
Other than oilseeds . . . "	10	2	3	4,212	418	935	1,029	1,31
Total Seeds . . . "	966	1,081	623	682	823	3,37,347	3,18,904	2,10,632	2,10,582	2,26,41
SPICES—										
Betelnuts . . . Cwts.	117	50	163	120	52	4,979	2,502	6,567	4,516	1,890
Cardamoms . . . "	471	619	748	1,108	575	1,08,799	1,46,298	1,78,580	2,28,147	1,09,000
Chillies . . . "	293	195	255	357	70	14,991	10,912	9,638	9,384	1,770
Ginger . . . "	3,334	2,089	3,915	6,757	12,781	1,19,925	89,189	1,57,688	1,08,099	2,78,123
Pepper . . . "	785	518	602	988	1,102	47,739	46,197	53,367	70,283	54,420
Other sorts . . . "	12	..	1	62	40	355	..	30	1,991	1,053
Total Spices . . . "	5,012	3,471	5,684	9,392	14,570	2,90,788	2,95,097	4,05,720	5,12,422	4,48,330
SUGAR—										
Sugar, 16 Dutch standard and above (a) . Tons	20	14	4	—	—	16,240	11,462	2,320	—	—
Sugar below 16 D. S. but not below 10 D. S. "	—	—	—	5	3	—	—	—	2,220	1,090
Molasses (including Palmyra and Cane Jaggery) . . . "	584	18	10	8	1	1,77,040	11,013	5,263	2,912	513
Total Sugar . . . "	604	32	14	13	4	1,93,280	22,475	7,583	5,132	1,603
TALLOW AND STEARINE (including URKAM AND ANIMAL FAT) . . . Cwts.	473	1,058	535	750	455	21,755	40,852	27,746	30,505	21,435
TEA, BLACK . . . Lbs.	515,077	1,033,480	1,314,848	1,140,466	180,800	4,72,684	8,13,099	8,60,656	7,25,061	4,46,616

(a) Subdivided from 1930-31.

No. 13—continued
OTHER NATIVE STATES IN ARABIA—continued
EXPORTS THERETO—continued

INDIAN MERCHANDISE—concluded

ARTICLES	QUANTITY					VALUE				
	1927-28	1928-29	1929-30	1930-31	1931-32	1927-28	1928-29	1929-30	1930-31	1931-32
TEXTILES—						R	R	R	R	R
Cotton—										
Raw Tons	--	--	4	1	--	60	--	3,500	1,367	10
Waste Cwts.	259	627	338	58	167	2,500	5,700	3,000	460	1,025
Twist and Yarn . . . Lbs.	90,812	80,100	118,578	201,520	207,480	82,150	68,234	92,320	1,27,428	1,30,805
Manufactures—										
Handkerchiefs and Shawls in the piece . No.	39,260	14,740	22,860	11,160	12,540	24,430	9,500	20,480	6,100	8,600
Piece goods—										
Grey (unbleached) . Yards	178,405	230,880	343,185	132,270	185,300	61,700	68,450	1,23,543	33,397	35,600
White (bleached) . "	12,000	38,880	6,000	1,260	2,400	8,000	13,600	1,200	450	600
Coloured, printed, or dyed "	3,295,306	3,883,903	4,855,727	2,538,334	2,803,042	12,59,257	13,48,518	15,57,545	8,30,039	8,38,995
Total Piece goods . "	3,485,711	4,153,663	5,204,912	2,671,864	2,900,742	13,28,957	14,30,563	16,82,288	8,70,786	8,75,195
Thread, sewing . . Lbs.	29,318	14,410	28,943	8,379	6,543	41,867	21,505	52,000	13,075	11,030
Other sorts of manu- factures . . . Value	--	--	--	--	--	2,60,438	1,99,351	2,38,783	1,93,746	36,742
Total Cotton manu- factures (including Twist and Yarn) . "	--	--	--	--	--	17,40,862	17,29,263	50,86,771	12,11,135	10,02,672
Haberdashery and mill- inery "	--	--	--	--	--	20,635	25,655	7,072	8,908	5,550
Hemp, raw Cwts.	1,138	899	592	702	903	17,960	17,240	11,581	10,175	18,490
Jute manufactures (includ- ing twist and yarn) . Value	--	--	--	--	--	10,455	4,805	18,746	11,024	2,938
Wool manufactures . "	--	--	--	--	--	3,185	1,650	2,900	7,385	2,000
TOBACCO—										
Unmanufactured . . Lbs.	75,376	336	--	--	42,383	37,300	205	--	--	15,390
Manufactured . . . "	33,665	32,936	37,998	43,275	34,491	7,100	6,662	7,410	7,055	8,330
Total Tobacco . "	109,041	33,272	37,998	43,275	76,874	44,400	6,867	7,410	7,055	23,770
VEHICLES (excluding LOCO- MOTIVES; ETC.; FOR RAIL- WAYS)—										
Ships, parts of (including) launches and boats . Value	--	--	--	--	--	11,310	80	7,130	2,030	630
WOOD AND TIMBER—										
Teak wood Cubic Tons	83	47	41	27	22	9,939	7,755	4,188	3,075	1,826
Firewood Tons	950	1,211	1,617	397	214	20,444	24,566	30,493	6,024	4,934
Other kinds of Wood and Timber . . . Value	--	--	--	--	--	26,671	8,635	11,814	7,439	3,239
Manufactures of wood (other than furniture and cabinetware) . "	--	--	--	--	--	6,924	7,293	4,768	3,330	3,413
Total Wood and Timber . "	--	--	--	--	--	63,978	48,249	61,263	19,858	13,402
POSTAL ARTICLES . "	--	--	--	--	--	3,061	921	960	1,703	887
ALL OTHER ARTICLES OF MERCHANDISE . "	--	--	--	--	--	72,440	45,817	52,645	41,835	25,368
GRAND TOTAL . "	--	--	--	--	--	1,36,84,277	1,47,78,128	1,36,15,389	97,13,167	75,86,199

FOREIGN MERCHANDISE

ARTICLES	QUANTITY					VALUE				
	1927-28	1928-29	1929-30	1930-31	1931-32	1927-28	1928-29	1929-30	1930-31	1931-32
APPAREL (including DRAPEY, UNIFORMS, ACCOUTREMENTS, BUT excluding HOSIERY AND BOOTS AND SHOES) Value	--	--	--	--	--	76,630	1,18,659	86,097	45,819	49,161

No. 18—continued

OTHER NATIVE STATES IN ARABIA—continued

EXPORTS THEREFROM—continued

FOREIGN MERCHANDISE—continued

ARTICLES	QUANTITY					VALUE				
	1927-28	1928-29	1929-30	1930-31	1931-32	1927-28	1928-29	1929-30	1930-31	1931-32
						R	R	R	R	R
CHEMICALS AND CHEMICAL PREPARATIONS (excluding CHEMICAL MANURES AND MEDICINES) . . . Value	—	—	—	—	—	15,239	12,784	6,790	7,701	7,716
Clocks and watches and parts thereof . . . "	—	—	—	—	—	1,311	14,399	470	2,510	..
COAL AND COKE . . . Tons	14,230	8,522	16,175	11,669	..	2,96,425	1,62,511	2,91,078	2,09,935	..
COFFEE . . . Cwts.	169	284	146	100	170	8,600	15,626	8,331	6,211	7,430
CUTLERY . . . Value	—	—	—	—	—	24,565	36,911	18,326	13,570	2,500
DRUGS AND MEDICINES (excluding CHEMICALS AND NARCOTICS) . . . "	—	—	—	—	—	6,887	4,460	4,398	9,660	6,150
DYEING AND TANNING SUBSTANCES—										
Aniline . . . Lbs.	2,842	3,196	5,816	5,012	2,672	4,470	5,846	7,737	6,093	2,762
Saffron . . . "	786	580	654	1,418	1,266	8,375	7,000	5,950	9,500	6,573
Other sorts . . . Value	—	—	—	—	—	1,595	1,415	2,393	1,655	1,436
Total Dyeing and Tanning substances . . . "	—	—	—	—	—	14,440	14,261	16,080	17,243	10,770
EARTHENWARE AND PORCELAIN (including PIPES OF EARTHENWARE) . . . "	—	—	—	—	—	16,306	15,700	12,364	8,059	2,913
FRUITS AND VEGETABLES . . . "	—	—	—	—	—	3,797	5,577	1,186	6,772	987
Glass and Glassware . . . "	—	—	—	—	—	27,466	43,465	25,766	28,416	6,334
Grain, Pulse and flour . . Tons	3	13	36	69	226	750	1,995	7,345	6,360	17,362
GUMS AND RESINS . . . Cwts.	283	231	133	154	156	8,147	6,536	3,761	4,374	4,799
HARDWARE (excluding CUTLERY AND ENAMEL-PLATED WARE) . . . Value	—	—	—	—	—	43,668	51,466	41,143	20,372	7,123
MATCHES . . . Gross of boxes	12,200	19,850	600	25,188	24,540	1,200
MATS AND MATTING . . Sq. Yards	7,260	8,810	8,630	13,920	4,035	7,185	6,675	5,646	9,725	1,539
METALS AND ORES—										
Copper . . . Cwts.	267	114	179	85	77	15,305	6,350	10,007	5,270	4,181
Iron or Steel . . . Tons	64	53	73	41	15	23,032	22,468	25,595	14,960	4,385
Tin . . . Cwts.	43	7	101	103	10	9,300	1,458	13,610	11,390	770
Others . . . Tons	5	4	1	1	5	11,870	8,051	3,490	479	9,959
Total Metals and Ores . . "	385	178	254	130	107	59,507	38,327	52,703	32,099	19,296
PAINTS AND COLOURS . . Cwts.	181	189	187	247	307	29,176	24,455	25,311	31,520	38,377
Paper and Pasteboard . . Value	—	—	—	—	—	3,582	4,292	2,940	1,990	2,055
Perfumery (not being perfumed spirit) . . . "	—	—	—	—	—	5,080	2,925	3,025	3,105	5,495
PRECIOUS STONES AND FRAGILE, FINEST . . . "	—	—	—	—	—	1,06,000	57,000	33,700	67,000	34,000
PROVISIONS AND OILMAN'S STORES . . . Cwts.	261	503	199	349	115	13,255	21,134	6,652	10,124	2,615
RUBBER MANUFACTURES . . Value	—	—	—	—	—	14,695	1,621	3,116	4,414	1,503
SCISSORS—										
Gloves . . . Cwts.	76	87	305	59	72	5,005	4,514	19,395	3,769	4,329
Cassia Ligna . . . "	..	242	64	334	35	..	4,333	1,614	5,913	740
STATIONERY (excluding paper) . . . Value	—	—	—	—	—	4,340	2,320	3,173	1,355	1,145

No. 13—continued

OTHER NATIVE STATES IN ARABIA—concluded

EXPORTS THERE TO—concluded

FOREIGN MERCHANDISE—concluded

ARTICLES	QUANTITY					VALUE				
	1927-28	1928-29	1929-30	1930-31	1931-32	1927-28	1928-29	1929-30	1930-31	1931-32
SUGAR—						R	R	R	R	R
Sugar, 16 Dutch standard and above (a) . Tons	5,438	662	417	—	—	15,13,738	1,48,316	1,10,236	—	—
Sugar, 28 D. S and above ..	—	—	—	121	406	—	—	—	24,192	49,667
Sugar, 15 Dutch standard and below ..	15	1,600
Total Sugar ..	5,503	662	417	121	406	15,15,338	1,48,316	1,10,236	24,192	49,667
TEXTILES—										
Cotton—										
Twist and yarn ..	3,000	700	1,400	2,000	..	4,095	1,400	1,675	2,725	..
Manufactures—										
Hosiery .. Value	—	—	—	—	—	7,300	5,405	9,180	5,230	1,300
Piece goods—										
Grey (unbleached) Yards	664,310	581,434	658,739	196,017	242,156	1,77,633	1,49,043	1,56,228	41,038	32,216
White (bleached) ..	336,469	283,525	213,316	211,052	89,646	95,007	63,429	53,507	51,453	20,002
Coloured, printed, or dyed ..	458,196	399,839	337,207	173,834	149,546	2,16,335	1,43,311	1,20,324	70,404	38,929
Total Piece goods ..	1,458,975	1,214,848	1,209,262	580,903	481,348	4,89,975	3,55,783	3,30,059	1,62,940	91,149
Thread, sewing .. Lbs.	2,618	3,071	2,400	5,164	2,526	5,875	7,435	6,600	10,325	6,999
Other sorts of manufactures .. Value	—	—	—	—	—	2,579	1,131	3,575	2,225	500
Total Cotton manufactures (including Twist and Yarn) ..	—	—	—	—	—	5,08,324	3,71,154	3,55,939	7,83,405	99,948
Haberdashery and Millinery ..	—	—	—	—	—	81,773	1,20,161	1,05,747	71,331	40,775
Silk—										
Raw .. Lbs.	1,798	610	460	840	480	13,800	5,350	3,700	4,380	2,300
Manufactures—										
Silk yarn, noils, and warps ..	3,006	1,322	500	1,097	200	20,155	8,540	2,931	5,214	800
Goods of Silk mixed with other materials Yards	6,000	6,000
Piece goods ..	21,850	17,400	3,000	5,675	11,200	24,325	25,244	8,000	6,300	11,150
Other sorts .. Value	—	—	—	—	—	3,586	700	1,200	..	600
Total Silk manufactures ..	—	—	—	—	—	48,066	34,484	18,131	11,414	12,550
Wool—										
Manufactures ..	—	—	—	—	—	9,315	13,315	33,657	17,210	9,510
Other textiles—										
Manufactures ..	—	—	—	—	—	37,695	24,050	54,014	4,635	13,445
VEHICLES, excluding LOCOMOTIVES, ETC., FOR RAILWAYS ..	—	—	—	—	—	60,000	3,370	36,775	28,191	..
ALL OTHER ARTICLES OF MERCHANDISE ..	—	—	—	—	—	48,353	39,245	31,980	24,900	25,433
GRAND TOTAL ..	—	—	—	—	—	31,45,935	16,37,241	14,37,316	9,24,223	4,98,507
GRAND TOTAL OF INDIAN AND FOREIGN MERCHANDISE ..	—	—	—	—	—	1,68,30,212	1,68,15,364	1,50,52,705	1,06,37,396	80,79,706

(a) Sub-divided from 1930-31.

No. 13—continued
BAHREIN ISLANDS
IMPORTS THEREFROM

ARTICLES	QUANTITY					VALUE				
	1927-28	1928-29	1929-30	1930-31	1931-32	1927-28	1928-29	1929-30	1930-31	1931-32
FRUITS AND VEGETABLES— Fruits and vegetables: dried, salted, or pre- served, not being canned or bottled—						R	R	R	R	R
Dates Tons	1,151	1,166	1,859	756	1,030	2,57,490	2,55,400	2,73,562	1,36,022	1,58,633
HARDWARE (excluding CUTLERY AND ELECTRO- PLATED WARE) Value	—	—	—	—	—	3,412	4,542	5,972	5,250	4,485
HIDES AND SKINS, RAW Tons	36	33	73	41	30	27,896	23,297	23,630	10,101	5,900
JEWELLERY (excluding IMA- ITATION JEWELLERY AND PRE- CIOUS STONES AND PEARLS, UNSET), ALSO PLATE OF GOLD AND SILVER Value	—	—	—	—	—	15,075	1,180	—	159	100
PEARLS Value	—	—	—	—	—	10,86,700	16,68,200	17,82,700	5,81,500	5,45,956
PROVISIONS AND OILMAN'S STORES— Ghee Cwts.	84	91	17	12	8	5,036	9,294	1,173	846	561
SHELLS AND COWRIES— Tortoise shell (including nakhla or nakh) lbs.	..	2,600	10	15	17,818	120	127	..
TEXTILES— Jute— Manufactures— Gunny bags No	20,679	12,075	..	675	..	6,248	3,555	..	180	..
Wool— Raw lbs.	86,060	28,214	30,376	15,845	19,483	16,700	11,570	12,016	6,800	4,530
POSTAL ARTICLES NOT SPECIFIED Value	—	—	—	—	—	2,480	2,987	2,705	2,801	2,885
ALL OTHER ARTICLES OF MERCHANDISE Value	—	—	—	—	—	37,362	30,551	52,512	53,183	36,850
GRAND TOTAL Value	—	—	—	—	—	23,57,904	20,15,814	21,34,440	7,96,740	7,58,794

EXPORTS THERETO

INDIAN MERCHANDISE

ARTICLES	QUANTITY					VALUE				
	1927-28	1928-29	1929-30	1930-31	1931-32	1927-28	1928-29	1929-30	1930-31	1931-32
APPAREL (including DRAPERY, UNIFORMS, ACCOUTREMENTS, BUT excluding HOSIERY AND BOOTS AND SHOES) Value	—	—	—	—	—	6,529	2,200	1,050	700	9,000
BOOKS, PRINTED, AND PRINT- ED MATTER (not being STATIONERY), including MAPS AND CHARTS Cwts.	29	67	36	35	21	4,480	7,603	4,300	3,520	2,120
BOOTS AND SHOES Pairs	4,425	2,485	5,979	3,119	5,017	8,327	5,494	11,764	5,517	7,723
CHEMICALS AND CHEMICAL PREPARATIONS (excluding CHEMICAL MANURES AND MEDICINES) Value	—	—	—	—	—	4,524	4,010	4,853	3,929	3,539
COFFEE Cwts.	10,931	12,685	8,665	10,441	2,815	9,01,734	11,06,927	6,03,917	6,79,344	1,48,778
CORDAGE AND ROPE OF VEGETABLE FIBRE (ex- cluding JUTE AND COTTON) Cwts.	142	187	72	96	86	44,337	21,836	24,043	28,069	8,933
DRUGS AND MEDICINES (excluding CHEMICALS AND NARCOTICS) Value	4,786	1,321	878	1,150	851	82,306	29,574	11,714	14,920	5,943
DYEING AND TANNING SUBSTANCES— Turmeric Cwts.	818	979	1,041	736	829	16,974	13,935	15,869	7,980	15,210
Other sorts Value	7	24,567	35,045	32,729	25,980	18,437
Total Dyeing and Tan- ning substances Value	825	979	1,041	736	829	24,792	35,045	32,729	25,980	18,447
FODDER, BRAN, AND POL- LARDS (excluding OIL- CAKE) Tons	267	331	322	172	93	23,290	23,537	23,682	12,597	5,640
FRUITS AND VEGETABLES— Fresh vegetables of all kinds— Onions Cwts.	219	246	77	133	..	1,079	1,287	850	500	..
Fruits and vegetables: dried, salted, or pre- served, all sorts Tons	76	102	159	85	22	15,786	27,166	32,610	7,939	3,730
Other sorts Value	—	—	—	—	—	10,196	7,480	9,178	3,752	7,806
Total Fruits and Vege- tables Value	—	—	—	—	—	27,081	35,053	42,118	12,241	11,536
FURNITURE AND CABINET- WARE Value	—	—	—	—	—	9,082	5,398	4,629	1,800	350
GLASS AND GLASSWARE Value	—	—	—	—	—	5,030	8,075	2,105	1,130	1,050

No. 13—continued
BAHREIN ISLANDS—continued
EXPORTS THERETO—continued

INDIAN MERCHANDISE—continued

ARTICLES	QUANTITY					VALUE				
	1927-28	1928-29	1929-30	1930-31	1931-32	1927-28	1928-29	1929-30	1930-31	1931-32
GRAIN, PULSE, AND FLOUR—						R	R	R	R	R
Pulse—										
Gram . . . Tons	87	66	45	20	4	13,748	12,088	9,227	3,168	504
Lentils . . . "	48	30	55	45	36	10,775	6,913	12,471	9,961	6,322
Other sorts . . . "	67	52	59	23	24	11,661	8,858	10,689	4,020	3,831
Total Pulse . . . "	202	148	159	88	64	36,184	28,054	32,387	17,149	10,657
Rice not in the husk—										
Bolled rice . . . "	26,033	13,288	18,622	11,985	11,486	52,68,332	27,29,791	40,79,800	20,84,749	17,30,231
Cleaned rice . . . "	3,497	2,884	2,979	4,069	4,642	7,76,943	5,80,146	5,95,332	7,41,728	6,15,562
Other sorts . . . "	2	510
Total Rice, not in the husk . . . "	29,530	16,172	21,601	16,054	16,130	60,45,275	33,09,937	46,75,132	28,31,477	23,46,303
Wheat . . . "	1,785	712	278	57	6	3,07,840	1,25,785	52,761	9,816	1,200
" flour . . . "	2,274	2,072	1,890	1,728	589	4,56,582	4,03,374	3,72,137	2,90,503	81,588
Other sorts . . . "	20	8	5	2	2	4,239	1,785	1,225	628	571
Total Grain, Pulse, and Flour . . . "	32,767	19,112	23,933	17,929	16,791	68,50,120	38,69,485	51,83,642	31,49,078	24,40,319
HARDWARE AND CUTLERY (including PLATED-WARE) . . . Value	—	—	—	—	—	36,076	33,401	30,403	16,951	4,208
METALS AND ORES—										
Metals—										
Iron or Steel . . . Tons	12	22	10	6	1	5,523	6,267	3,050	2,293	700
Other metals . . . "	14	12	8	4	1	45,362	44,390	29,120	7,675	3,630
Total Metals . . . "	26	34	18	10	2	50,885	50,657	32,170	9,968	4,330
OILS—										
Vegetable, non-essential—										
Sesamum (19 or jinjil) Gals.	1,467	1,916	775	250	546	3,752	5,498	2,293	459	758
Other kinds . . . "	2,839	2,118	1,049	649	389	4,963	4,526	1,967	799	635
Total Oils . . . "	3,806	4,029	1,824	899	935	8,720	10,024	4,260	1,258	1,393
PROVISIONS AND OILMAN'S STORES—										
Ghi . . . Cwts.	1	704	14	6	17	180	46,674	1,265	551	1,432
Confectionery . . . "	344	330	260	40	44	12,290	10,817	6,890	1,100	1,220
Other sorts of provisions . . . Value	—	—	—	—	—	8,048	10,644	12,863	8,357	3,850
Total Provisions and oilman's stores . . . "	—	—	—	—	—	20,498	68,135	21,018	10,008	6,508
SEEDS—										
Essential . . . Tons	1	4	4	..	18	1,517	2,524	2,751	1,119	8,763
Non-essential—										
Copra or coconut kernel . . . "	6	14	9	5	3	3,430	3,880	4,215	1,055	1,265
Groundnuts . . . "	11	..	527	1	..	2,860	..	1,16,050	176	..
Sesamum (19 or jinjil) . . . "	19	124	22	9	11	5,095	38,776	5,541	2,188	2,860
Others . . . "	9	53	7	..
Total Non-essential . . . "	36	138	558	15	14	11,385	42,665	1,25,859	4,276	4,125
Other than oilseed . . . "	90	45
Total Seeds . . . "	37	142	562	15	32	12,902	45,279	1,28,655	5,395	12,888

No. 13—continued
 BAHREIN ISLANDS—continued
 EXPORTS THERE TO—continued

INDIAN MERCHANDISE—concluded

ARTICLES	QUANTITY					VALUE				
	1927-28	1928-29	1929-30	1930-31	1931-32	1927-28	1928-29	1929-30	1930-31	1931-32
SPICES—						R	R	R	R	R
Cardamoms . . . Cwts.	596	757	808	902	267	1,70,130	1,59,478	1,98,230	1,18,720	40,660
Ginger . . . "	183	223	343	299	426	7,209	8,883	12,108	10,286	15,869
Pepper . . . "	179	650	772	777	450	10,520	54,139	60,594	53,755	34,088
Other sorts . . . "	84	27	21	25	16	1,122	667	855	706	446
Total Spices "	992	1,657	1,989	2,008	1,159	1,88,981	2,58,163	2,71,787	1,83,475	91,068
SUGAR . . . Tons	80	16	26	8	5	18,255	9,100	12,543	2,979	1,690
TALLOW AND STEARINE (including GREASE AND ANIMAL FAT) . . . Cwts.	2,008	2,505	1,767	1,549	1,085	1,09,095	1,26,910	97,114	81,084	62,405
TEA, BLACK . . . Lbs.	409,567	1,035,935	869,300	988,198	1,160,625	3,10,902	7,29,145	5,67,266	6,08,692	4,34,590
TEXTILES—										
Cotton—										
Raw . . . Tons	4	1	18	2,000	800	20,040
Waste . . . Cwts.	1,921	1,965	1,527	511	967	26,200	26,695	17,359	8,445	8,755
Twist and yarn . . . Lbs.	236,504	243,800	169,900	76,800	121,100	1,30,131	1,35,700	86,750	42,500	60,925
Manufactures—										
Piece goods—										
Grey (unbleached) . Yards	229,490	132,700	153,900	33,530	4,990	71,550	33,030	44,540	11,400	1,800
White (bleached) . . "	6,660	6,739	10,000	1,930	3,577	5,000
Coloured, printed, or dyed,,	4,923,632	5,305,182	4,017,220	3,395,056	4,470,402	20,38,077	18,47,749	14,61,084	8,87,376	13,91,632
Total Piece goods . . "	5,159,782	5,444,621	4,186,120	3,433,586	4,475,392	21,11,557	18,84,406	15,10,624	8,98,776	13,93,432
Thread, sewing . . . Lbs.	13,520	10,350	8,900	9,336	7,750	24,550	19,541	17,630	16,650	13,950
Other sorts of man- ufactures . . . Value	—	—	—	—	—	20,131	13,435	20,522	4,380	2,241
Total Cotton manufactures (including twist and yarn) "	—	—	—	—	—	22,86,369	20,58,082	16,35,626	9,62,806	14,70,548
Jute—										
Manufactures . . . "	—	—	—	—	—	9,814	8,498	13,407	7,386	3,569
TOBACCO . . . Lbs.	40,046	13,083	2,137	6,686	1,974	12,309	6,420	825	1,370	590
UMBRELLAS including PARA- SOLS AND SUNSHADES . No.	1,744	9,060	600	2,400	900	2,200	10,200	1,100	3,600	1,900
WOOD AND TIMBER—										
Timber, other than railway sleepers—										
Teakwood . . . Cubic Tons	101	187	122	51	15	18,591	26,339	22,573	8,894	4,390
Other kinds of wood and timber . . . Value	—	—	—	—	—	10,593	14,523	14,650	4,723	5,070
Manufactures of wood, other than furniture and cabinetware . . "	—	—	—	—	—	2,333	5,401	5,791	2,479	685
Total Wood and Timber . . "	—	—	—	—	—	31,517	48,319	43,014	16,090	10,145
POSTAL ARTICLES . . "	—	—	—	—	—	1,85,004	1,61,278	1,49,143	92,024	68,567
ALL OTHER ARTICLES OF MERCHANDISE . . . "	—	—	—	—	—	19,197	79,212	1,14,253	67,374	47,534
GRAND TOTAL . . . "	—	—	—	—	—	1,18,99,060	69,04,529	91,71,488	60,25,017	40,05,328

No. 13—continued
BAHREIN ISLANDS—continued
EXPORTS THERE TO—continued

FOREIGN MERCHANDISE

ARTICLES	QUANTITY					VALUE				
	1927-28	1928-29	1929-30	1930-31	1931-32	1927-28	1928-29	1929-30	1930-31	1931-32
						R	R	R	R	R
APPAREL (including DRAPERY, UNIFORMS, ACCOUTREMENTS, BUT excluding HOSIERY AND BOOTS AND SHOES) Value	—	—	—	—	—	1,62,896	2,88,084	1,82,286	52,450	48,148
CHEMICALS AND CHEMICAL PREPARATIONS (excluding CHEMICAL MANURES AND MEDICINES) "	—	—	—	—	—	14,068	18,858	8,440	7,568	10,943
COFFEE Cwts.	151	292	1,677	1,209	635	7,648	17,127	95,288	63,161	24,960
CUTLERY Value	—	—	—	—	—	4,860	14,297	1,985	1,633	125
DRUGS AND MEDICINES (excluding CHEMICALS AND NARCOTICS) . . "	—	—	—	—	—	12,972	7,912	9,948	8,039	9,906
DYEING AND TANNING SUBSTANCES—										
Saffron Lbs.	200	404	148	100	50	3,300	5,279	2,968	1,830	500
Other sorts . . . Value	—	—	—	—	—	..	380	280	..	1,120
Total Dyeing and Tanning substances . . "	—	—	—	—	—	3,300	5,659	3,198	1,800	1,620
EARTHENWARE AND PORCELAIN (including PIPES OF EARTHENWARE) "	—	—	—	—	—	11,749	8,258	5,790	1,087	1,048
GLASS AND GLASSWARE "	—	—	—	—	—	21,062	22,890	18,225	4,308	7,131
GUMS AND RESINS . Cwts.	166	250	202	108	92	6,785	9,055	6,045	3,940	3,617
HARDWARE (excluding CUTLERY AND ELECTROPLATED WARE) Value	—	—	—	—	—	88,519	60,068	55,423	12,098	9,800
INSTRUMENTS, APPARATUS, AND APPLIANCES, AND PARTS THEREOF "	—	—	—	—	—	3,577	1,520	12,509	26,551	7,741
JEWELLERY (excluding IMITATION JEWELLERY AND PRECIOUS STONES AND PEARLS UNSET) ALSO PLATE OF GOLD AND SILVER— Jewellery . . "	—	—	—	—	—	..	1,140	16,000	1,500	..
MACHINERY AND MILL WORK "	—	—	—	—	—	23,310	18,758	55,209	7,726	2,293
MATCHES . . . Gross of boxes	12,500	20,950	1,950	26,500	49,108	3,929
METALS AND ORES—										
Copper Cwts.	102	87	245	27	66	5,695	4,920	18,202	1,684	3,688
Iron or Steel . . Tons	112	125	96	37	8	82,790	40,170	82,090	12,088	3,538
Tin Cwts.	29	20	18	16	11	7,580	3,680	2,600	2,950	800
Others TONS	8	6	2	1	1	5,385	7,170	2,710	674	4,104
Total Metals and Ores . . "	122	138	111	40	18	51,400	55,890	50,602	16,726	12,120
OILS Gals.	8,119	10,308	15,870	14,050	5,032	16,586	15,144	22,047	24,388	7,477
PAINTS AND PAINTERS' MATERIALS—										
Paints and Colours . Cwts.	91	109	86	21	18	6,599	6,355	2,880	1,472	1,611
PAPER AND PAPERBOARD . Value	—	—	—	—	—	8,459	6,596	8,300	1,459	1,862
PRECIOUS STONES AND PEARLS, UNSET . . "	—	—	—	—	—	1,70,800	3,21,500	1,39,900	1,68,200	52,100
PROVISIONS AND UELMAN'S STORES Cwts.	620	1,087	170	179	352	14,580	38,701	6,747	2,756	7,013
RUBBER—										
Manufactures . . . Value	—	—	—	—	—	768	450	18,988	31,498	10,180
SPICES Cwts.	811	410	490	243	180	52,889	19,823	28,207	16,056	12,518
STATIONERY (excluding PAPER) . . . Value	—	—	—	—	—	6,996	5,254	7,536	4,570	5,294

BAHREIN ISLANDS—concluded

EXPORTS THERETO—concluded

FOREIGN MERCHANDISE—continued

ARTICLES	QUANTITY					VALUE				
	1927-28	1928-29	1929-30	1930-31	1931-32	1927-28	1928-29	1929-30	1930-31	1931-32
SUGAR—						R	R	R	R	R
Sugar, 16 Dutch Standard and above (c) . Tons	2,983	2,248	595	—	—	9,27,070	4,06,408	1,15,121	—	—
Sugar, 23 Dutch Standard and above	—	—	—	220	1,772	—	—	—	32,005	2,24,307
TEXTILES—										
Cotton—										
Manufactures—										
Hosiery Value	—	—	—	—	—	19,829	24,241	11,870	4,955	2,065
Piece goods—										
Grey (unbleached) Yards	1,399,900	467,871	663,792	315,550	518,073	4,03,974	1,24,450	1,82,264	85,822	1,11,780
White (bleached)	842,809	585,154	451,901	305,571	371,258	2,29,332	1,59,704	1,28,139	81,274	85,112
Coloured, printed, or dyed	2,385,916	2,620,498	1,826,405	887,265	1,826,441	9,31,004	8,93,391	6,52,607	2,95,618	4,41,337
Total Piece goods	4,628,625	3,643,523	2,942,098	1,508,386	2,715,767	15,64,310	11,77,545	9,63,000	4,62,709	6,38,159
Other sorts of manufactures Value	—	—	—	—	—	6,700	3,470	3,950	1,337	2,090
Total Cotton manufactures (including twist and yarn)	—	—	—	—	—	15,90,839	12,05,256	9,78,820	4,69,501	6,42,914
Haberdashery and Millinery	—	—	—	—	—	86,197	1,31,167	56,282	36,452	39,100
Silk—										
Raw Lba.	580	1,154	..	150	1,560	1,850	7,610	..	900	8,610
Manufactures—										
Silk yarn, noils, and warps	8,015	2,259	1,157	708	820	18,775	14,806	6,775	3,300	3,300
Silk piecegoods . Yards	17,224	21,230	14,425	11,000	5,300	31,060	41,200	23,350	9,050	7,600
Other manufactures Value	—	—	—	—	—	3,590	820	3,500	..	3,500
Total Silk Manufactures	—	—	—	—	—	53,425	56,986	33,625	12,350	14,400
Wool, manufactures—										
Piecegoods Yards	1,655	6,591	3,532	310	824	6,950	19,733	25,937	1,300	3,040
Other sorts Value	—	—	—	—	—	4,858	14,120	15,561	2,683	2,065
Total Woolen manufactures	—	—	—	—	—	11,408	33,853	41,493	3,983	5,105
Other Textiles Manufactures	—	—	—	—	—	19,066	66,382	79,489	8,005	43,632
UMBRELLAS (including PARASOLS AND SUNSHADES) . No.	..	4,920	2,640	490	8,900	6,300	800	..
VEHICLES (excluding LOCOMOTIVES, ETC., FOR RAILWAYS) . Value	—	—	—	—	—	16,307	14,453	23,433	50,096	9,075
WOOD AND TIMBER.	—	—	—	—	—	4,234	3,286	3,022	2,255	736
ALL OTHER ARTICLES OF MERCHANDISE	—	—	—	—	—	29,299	23,226	94,426	14,816	15,949
GRAND TOTAL	—	—	—	—	—	34,08,427	29,40,749	21,87,542	10,86,235	12,35,205
GRAND TOTAL OF INDIAN AND FOREIGN MERCHANDISE	—	—	—	—	—	1,48,07,437	1,13,45,378	1,13,08,980	71,11,252	61,40,593

PERSIA

IMPORTS THEREFROM

ARTICLES	QUANTITY					VALUE				
	1927-28	1928-29	1929-30	1930-31	1931-32	1927-28	1928-29	1929-30	1930-31	1931-32
CLOCKS AND WATCHES AND PARTS THEREOF—						R	R	R	R	R
Clocks and Timepieces No.	1	4,308	..	4	6	71	14,515	..	59	112
Others Value	—	—	—	—	—	1,645	11
Total	—	—	—	—	—	1,716	14,526	..	84	112
DRUGS AND MEDICINES (excluding CHEMICALS AND NARCOTICS)—										
Asafetida Cwts.	3,150	3,612	3,872	5,068	4,879	1,10,504	2,08,841	1,38,808	1,64,211	1,89,873
Other sorts of drugs and medicines Value	—	—	—	—	—	38,026	59,613	84,190	1,13,677	1,20,132
Total Drugs and Medicines	—	—	—	—	—	1,48,530	2,67,956	2,22,998	2,77,889	3,09,505

(a) Sub-divided from 1930-31.

No. 13—continued
PERSIA—continued
IMPORTS THEREFROM—continued

ARTICLES	QUANTITY					VALUE				
	1927-28	1928-29	1929-30	1930-31	1931-32	1927-28	1928-29	1929-30	1930-31	1931-32
DYING AND TANNING SUBSTANCES . . . Value	—	—	—	—	—	R 12,474	R 19,978	R 87,549	R 13,737	R 11,210
FISH, excluding CANNED FISH—										
Fish, dry, unsalted . . . Cwts.	120	4,966	706	869	2,880	3,125	19,128	4,105	3,994	9,367
Fish, dry, salted . . . "	4,459	2,799	4,360	1,827	2,296	64,711	41,605	67,794	34,427	18,738
Other sorts . . . "	918	344	179	24	18	7,118	4,954	5,101	777	427
Total Fish (excluding canned fish) . . . "	5,497	8,109	5,245	2,720	5,194	74,954	65,682	77,080	39,193	28,532
FRUITS AND VEGETABLES—										
Fruits and vegetables: dried, salted, or preserved, not being canned or bottled—										
Almonds . . . Tons	1,225	1,172	1,020	828	908	13,32,458	13,10,417	11,75,469	8,80,350	8,93,281
Currants and raisins . . . "	695	767	772	994	999	2,01,104	2,03,305	2,00,218	2,32,622	2,19,062
Dates . . . "	5,010	3,248	3,488	3,204	3,485	9,01,848	5,46,835	6,25,936	4,22,662	4,92,942
Other sorts . . . "	258	235	137	286	182	3,26,949	3,06,929	1,49,560	3,15,525	1,87,588
Total Fruits and Vegetables, dried, etc. . . "	7,188	5,412	5,417	5,312	5,574	27,62,859	23,67,477	21,61,188	18,51,459	16,82,868
GRAIN, PULSE AND FLOUR—										
Pulse . . . Tons	7	81	48	35	23	1,722	17,356	8,063	7,668	2,818
GUMS AND RESINS . . . Cwts.	42,802	50,825	52,818	36,239	18,832	13,33,511	11,51,049	11,50,409	6,26,984	2,64,329
HAIR AND MANUFACTURES OF HAIR—										
Hair of all kinds . . . "	529	515	776	380	437	14,640	14,805	22,895	99,095	9,155
HARDWARE, excluding OUTLETS AND ELECTROPLATED WARE . . . Value	—	—	—	—	—	83,874	97,191	51,550	32,028	16,521
HIDES AND SKINS, RAW—										
Hides, raw . . . { Tons = 3 = No. = 2,932	3	15	17	326	3	24,900	90,200	20,428	350	1,000
Skins, raw . . . { Tons = 284 = No. = 257,862	284	332	382	323	342	3,10,216	2,12,355	2,46,433	2,16,342	1,85,630
Total Hides and Skins, raw . . . { Tons = 287 = No. = 260,844	287	347	399	323	345	3,35,116	3,02,553	2,66,861	2,16,692	1,86,630
INSTRUMENTS, APPARATUS AND APPLIANCES AND PARTS THEREOF . . . Value	—	—	—	—	—	2,736	4,363	3,167	10,548	10,100
LEATHER . . . "	—	—	—	—	—	3,475	2,440	11,377	2,518	1,920
MANURES . . . Tons	562	519	731	568	236	47,888	42,377	72,354	51,353	19,494
METALS AND ORES—										
Brass, Bronze and similar alloys and manufactures thereof . . . Cwts.	101	291	735	832	134	2,068	8,780	20,230	28,239	2,502
Copper, old for remanufacture . . . "	63	570	813	432	83	2,277	17,746	31,030	15,543	2,651
Iron or Steel . . . Tons	84	104	68	41	86	3,883	5,185	4,424	4,703	4,540
Tin . . . Cwts.	..	250	35,525
Others . . . Tons	2	29	2	12	11	646	19,138	817	3,285	2,340
Total Metals (excluding ores) . . . "	91	189	148	116	108	9,774	85,974	57,410	46,880	12,123
OILS—										
Mineral—										
Fuel oils . . . Gals.	86,179,586	81,615,966	80,444,604	75,631,160	69,238,863	1,72,53,047	1,53,89,866	1,49,51,207	1,42,01,992	1,37,59,980
Kerosene . . . "	9,430,820	32,061,959	29,392,491	18,218,874	18,551,926	41,68,347	1,62,22,625	1,57,97,072	85,65,309	95,40,076
Lubricating oils . . . "	598	11,430	1,160	2,043	25,634	2,861
Petroleum, dangerous, flashing below 78°F., including petrol, benzine and benzol . . . "	134,400	166,000	310,912	272,000	3,00,000	1,85,250	1,51,687	2,78,234	2,46,500	3,47,624
Other kinds . . . "	297	1,008	525	1,773	..
Total Mineral oils . . . "	95,753,806	113,843,925	110,148,812	94,179,478	88,181,449	2,16,07,644	2,17,64,178	3,10,29,140	2,30,41,308	2,36,56,547
PAINTS AND PAINTERS' MATERIALS—										
Paints and colours . . . Cwts.	9,489	11,005	18,393	1	..	44,015	31,302	69,830	55	6
Other kinds . . . Value	—	—	—	—	—	2,344	5,938	1,463	344	1,104
Total Paints and Painters' Materials . . . "	—	—	—	—	—	46,359	37,290	71,098	399	1,110
PERFUMERY not being PERFUMED SPIRITS . . . "	—	—	—	—	—	2,78,533	1,10,690	1,20,641	73,061	1,02,600
PRECIOUS STONES AND PEARLS, UNSET—										
Pearl, unset . . . "	—	—	—	—	—	1,13,339	66,000

ARTICLES	QUANTITY					VALUE				
	1927-28	1928-29	1929-30	1930-31	1931-32	1927-28	1928-29	1929-30	1930-31	1931-32
						R	R	R	R	R
PROVISIONS AND OILMAN'S STORES, including FISH AND FRUITS AND VEGETABLES, CANNED OR BOTTLED—										
Ghi . . . Cwts.	501	16	144	271	1,020	34,995	1,188	9,461	15,958	56,412
Other sorts . . . Value	—	—	—	—	—	1,466	1,978	505	3,632	3,814
Total Provisions and Oilman's stores . . .	—	—	—	—	—	36,461	3,066	9,966	19,590	60,226
RUBBER MANUFACTURES . . .	—	—	—	—	—	3,166	3,564	1,813	60,790	80,960
SEEDS—										
Oilseeds—										
Essential . . . Tons	56	27	24	67	115	28,798	34,425	17,194	36,807	70,679
Non-essential—										
Linseed . . . "	18	93	120	21	43	1,912	13,389	21,194	2,861	3,555
Other sorts . . . "	102	307	1,338	792	717	22,514	66,929	3,08,544	1,08,859	77,272
Total Seeds . . .	171	427	1,482	880	875	53,224	1,14,742	3,41,932	1,48,027	1,51,506
STATIONERY (excluding PAPER) . . . Value	—	—	—	—	—	8,703	10,693	13,666	8,979	2,374
TEXTILES—										
Cotton, raw . . . Tons	1,067	498	216	75	465	10,26,625	5,26,187	1,93,850	60,095	2,42,833
Cotton manufactures—										
Cotton piece goods . . . Yds.	10,925	30,314	33,069	16,700	17,376	2,845	8,847	10,292	3,134	5,967
Silk manufactures—										
Silk piece goods . . . Yards	20,839	50	18	2,389	46	20,315	82	22	4,844	95
Other sorts . . . Value	—	—	—	—	—	461	2,404	16
Total Silk manufactures . . .	—	—	—	—	—	20,776	2,546	22	4,844	111
Wool—										
Raw . . . Lbs.	2,496,437	2,362,347	2,379,205	879,383	1,954,865	9,38,415	8,51,323	6,14,452	3,03,111	4,91,510
Manufactures—										
Carpets and floor rugs . . . Value	107,368	71,537	61,789	55,842	1,45,904	2,63,279	1,75,942	1,53,267	1,12,572	2,07,341
Other sorts . . . Value	—	—	—	—	—	6,275	51	186	2,235	1,550
Total Woolen manufactures . . .	—	—	—	—	—	2,69,554	1,76,023	1,53,453	1,14,807	2,08,891
VEHICLES, ETC. . . Value	—	—	—	—	—	3,641	3,695	7,121	23,483	5,065
WOOD AND TIMBER . . .	—	—	—	—	—	3,840	20,648	30,878	250	9
POSTAL ARTICLES NOT SPECIFIED . . .	—	—	—	—	—	11,928	9,031	7,006	16,409	5,213
ALL OTHER ARTICLES OF MERCHANDISE . . .	—	—	—	—	—	73,263	84,130	1,02,672	15,203	73,480
GRAND TOTAL . . .	—	—	—	—	—	2,94,80,760	3,82,46,999	3,71,52,398	2,71,65,124	2,75,93,779

EXPORTS THERETO

INDIAN MERCHANDISE

ARTICLES	QUANTITY					VALUE				
	1927-28	1928-29	1929-30	1930-31	1931-32	1927-28	1928-29	1929-30	1930-31	1931-32
						R	R	R	R	R
APPAREL (including DRESS, UNIFORMS, ACCOUTREMENTS, BUT excluding HOSIERY AND BOOTS AND SHOES) . Value	—	—	—	—	—	18,348	9,173	10,820	7,469	1,727
BOOKS, PRINTED, AND PRINTED MATTER (not being STATIONERY), including MAPS AND CHARTS . . . Cwts.	471	186	167	221	136	63,454	25,298	22,030	26,346	8,958
BOOTS AND SHOES . . . Pairs	16,115	10,229	16,199	3,624	2,471	33,533	31,092	47,623	7,672	5,774
CANNELS OF ALL KINDS . . . Lbs.	326,862	172,551	37,910	16,644	1,296	1,00,330	48,912	10,452	4,946	645
CHEMICALS AND CHEMICAL PREPARATIONS (excluding CHEMICAL MANURES AND MEDICINES) . . . Value	—	—	—	—	—	15,762	22,006	15,154	11,299	3,738
COAL AND COKE . . . Tons	6	..	80	..	1,137	190	..	2,060	..	14,138
COFFEE . . . Cwts.	132	51	50	22	38	9,273	3,951	4,122	2,145	1,650

No. 13—continued
PERSIA—continued
EXPORTS THERETO—continued

INDIAN MERCHANDISE—continued

ARTICLES	QUANTITY					VALUE				
	1927-28	1928-29	1929-30	1930-31	1931-32	1927-28	1928-29	1929-30	1930-31	1931-32
COILS, MANUFACTURED (excluding ROPE) . . . Tons	58	23	65	36	15	16,351	11,780	21,414	7,115	1,905
CORDAGE AND ROPE OF VEGETABLE FIBRE (excluding JUTE AND COTTON) . . . Cwts.	344	507	891	371	310	4,938	7,630	13,438	4,409	3,411
DRUGS AND MEDICINES (excluding CHEMICALS AND NARCOTICS) . . . Value	—	—	—	—	—	20,588	27,216	23,204	21,745	46,448
DYEING AND TANNING SUBSTANCES—										
Indigo . . . Cwts.	75	18	27	48	40	17,875	4,472	7,205	13,550	6,330
Turmeric . . . "	4,550	2,041	4,714	7,702	6,005	1,18,506	58,291	1,35,663	2,10,752	1,67,632
Other sorts . . . "	93	106	48	9	70	1,434	1,759	847	477	672
Total Dyeing and Tanning substances . . . "	4,718	2,165	4,789	7,759	6,715	1,37,805	64,522	1,43,720	2,33,779	1,74,634
FRUITS AND VEGETABLES—										
Fresh fruits and vegetables—										
Fresh fruits . . . Value	—	—	—	—	—	6,572	7,052	9,733	6,830	2,551
Fresh vegetables of all kinds . . . "	—	—	—	—	—	19,345	13,602	19,784	7,539	32
Fruits and vegetables: dried, salted, or preserved, all sorts . . . Tons	308	376	311	182	104	71,515	85,275	67,044	28,705	13,980
Total Fruits and Vegetables . . . Value	—	—	—	—	—	97,432	1,05,929	96,561	43,074	16,563
FURNITURE AND CABINETWARE . . . "	—	—	—	—	—	95,625	26,385	61,933	1,19,945	1,301
GLASS AND GLASSWARE . . . "	—	—	—	—	—	42,604	35,542	23,358	3,863	1,505
GRAIN, PULSE, AND FLOUR—										
Jowar and bajra . . . Tons	73	192	161	5	44	8,325	27,534	23,986	700	5,870
Pulse—										
Gram . . . "	132	64	28	7	..	22,338	11,769	4,780	1,170	..
Lentils . . . "	266	64	314	107	..	63,135	15,443	52,741	23,716	..
Other sorts . . . "	241	225	247	109	..	42,835	39,851	44,410	17,778	..
Total Pulse . . . "	639	353	489	223	..	1,28,303	66,863	1,01,931	42,664	..
Rice, not in the husk—										
Boiled rice . . . "	3,464	2,430	3,451	1,597	259	7,21,361	4,80,687	6,85,026	2,73,869	26,958
Cleaned rice . . . "	2,736	1,761	2,390	777	34	5,90,423	3,71,455	5,10,335	1,65,607	3,443
Other sorts . . . "	1	..	11	12	..	492	60	1,680	1,904	30
Total Rice, not in the husk . . . "	6,201	4,191	5,852	2,336	293	13,12,276	8,52,202	11,97,541	4,41,380	35,431
Wheat . . . "	92	23	6	4	..	15,649	4,166	1,222	356	..
" flour . . . "	2,092	1,088	720	366	1	4,43,911	2,19,867	1,44,470	55,721	183
Other sorts . . . "	8	5	2	1	..	1,264	1,321	957	335	..
Total Grain, Pulse, and Flour . . . "	9,105	5,852	7,250	2,935	338	19,10,733	11,71,953	14,70,107	5,41,156	41,439
HARDWARE AND CUTLERY, including PLATEDWARE Value	—	—	—	—	—	47,739	45,239	43,198	12,459	5,958
HIDES AND SKINS, RAW—										
Buffalo hides . . . { Tons	39	25	42	24	3	26,991	18,051	35,632	16,515	1,402
—No.	—3,600	—2,114	—3,692	—2,079	—302					
Cow hides . . . { Tons	15	..	5	1	..	12,357	530	5,527	1,490	..
—No.	—2,644	—40	—843	—503	..					
LEATHER—										
Hides, tanned or dressed—										
Buffalo hides . . . { Tons	4	3	4	2	1	7,275	6,270	8,245	6,518	2,300
—No.	—423	—407	—462	—448	—230					
Cow hides . . . { Tons	..	3	3,225	6,739	4,250	1,000	600
—No.	—347	—343	—486	—176	—80					
Unwrought . . . Cwts.	133	269	307	77	47	27,710	42,213	51,659	13,627	9,094
Manufactures (excluding boots and shoes) . . . Value	—	—	—	—	—	2,906	7,030	12,291	3,451	1,33,443
METALS AND ORES—										
Copper, wrought . . . Cwts.	9	119	13	9	2	909	6,832	1,080	600	100
Iron or Steel—										
Bars and channels . . . Tons	21	20	17	16	1	5,117	3,991	3,597	3,962	232
Nails, rivets, and washers . . . "	15	13	13	5	2	6,751	7,975	4,718	1,610	670
Other metals and ores . . . "	8,002	5,383	3,904	20	1	2,45,912	1,70,523	1,65,290	28,290	3,070
Total Metals and ores . . . "	8,039	5,422	3,935	42	4	2,53,689	1,89,323	1,74,655	34,471	4,072

INDIAN MERCHANDISE—continued

ARTICLES	QUANTITY					VALUE				
	1927-28	1928-29	1929-30	1930-31	1931-32	1927-28	1928-29	1929-30	1930-31	1931-32
						R	R	R	R	R
OILS—										
Mineral Gals.	2,203	1,302	..	108	..	2,708	1,202	..	130	..
Vegetable, non-essential "	4,720	7,185	5,046	2,031	121	13,000	18,826	18,375	7,645	173
Other kinds "	00	898	503	3,375	800	854
Total Oils "	7,013	8,045	5,549	3,039	121	19,083	20,918	14,229	7,775	172
PERFUMERY (not being PERFUMED SPIRITS) <i>(include myrrh)</i> Value	—	—	—	—	—	3,212	6,310	4,471	2,157	2,005
PROVISIONS AND OILMAN'S STORES—										
Butter Cwts.	474	272	878	205	103	42,153	24,074	74,647	17,483	14,008
Ghi "	1	159	5	1	..	145	12,214	480	135	25
Pickles, chutnies, and condiments "	180	174	363	323	33	6,642	6,051	11,066	9,036	927
Other sorts of provisions "	—	—	—	—	—	13,200	15,645	21,557	24,801	554
Total Provisions and Oilman's stores Value	—	—	—	—	—	62,336	57,984	1,07,750	51,510	26,394
SEEDS—										
Copra or coconut kernel Tons	45	59	60	19	2	32,544	43,060	41,377	10,032	950
Groundnuts "	23	16	27	10	1	6,279	3,852	5,797	2,173	260
Sesamum (oil or linjill) "	10	13	22	16	..	2,975	3,179	5,043	3,232	..
Others "	18	42	12	8	8	7,765	12,838	5,035	4,007	1,126
Total Seeds "	96	130	121	53	11	49,563	63,888	58,152	19,543	2,336
SOAP Cwts.	93	116	234	27	..	2,925	4,174	7,237	740	..
SPICES—										
Cardamoms "	174	257	278	197	130	26,323	42,267	43,049	35,523	14,914
Chillies "	570	227	234	266	555	17,767	6,991	6,758	6,070	10,573
Ginger "	932	555	1,274	1,972	2,165	31,695	18,938	46,721	65,348	63,899
Pepper "	2,442	2,723	5,361	3,406	2,697	1,33,410	1,37,105	4,16,954	5,26,574	1,48,395
Other sorts "	191	172	169	126	30	7,336	6,895	6,401	4,195	931
Total Spices "	4,309	3,934	7,316	10,967	5,577	2,17,036	2,62,196	5,24,883	6,37,710	2,33,712
STATIONERY (excluding paper) Value	—	—	—	—	—	3,260	6,755	4,501	4,573	2,402
SUGAR—										
Sugar, 16 Dutch standard and above (a) Tons	10	3	3	—	—	5,508	1,655	1,645	—	—
Sugar, 23 Dutch standard and above "	—	—	—	—	—	—	—	—	104	..
Sugar, below 23 Dutch standard but not below 16 Dutch standard "	—	—	—	1	1	—	—	—	1,175	610
Other kinds "	1	2	1	266	307	1,014	183	..
Total Sugar "	11	5	4	1	1	5,774	2,462	2,659	1,462	610
TALLOW AND STEARINE Cwts.	86	64	86	123	..	2,445	2,208	2,557	6,135	..
TEA, BLACK Lbs.	4,217,754	4,154,481	5,562,091	4,290,932	2,014,544	26,50,412	26,60,240	31,90,946	23,71,360	9,63,850
TEXTILES—										
COTTON—										
Twist and yarn "	3,317,470	3,160,934	4,186,580	4,464,421	6,530,505	25,99,573	25,76,462	34,26,377	34,22,271	38,20,136
Manufactures—										
Piece goods—										
Grey (unbleached) Yards	289,092	61,076	175,520	143,200	262,040	92,892	27,954	47,046	38,171	58,710
White (bleached) "	23,480	129,797	73,995	10,365	12,480	7,890	37,996	19,682	3,533	1,920
Coloured, printed, or dyed "	27,804,844	23,617,560	18,600,717	13,271,095	19,903,309	79,22,564	63,78,923	44,31,592	33,75,032	47,03,528
Total Piece goods "	28,207,416	23,809,333	18,859,232	13,424,660	20,177,820	80,23,256	64,39,873	44,08,920	34,19,886	47,64,158

(a) Sub-divided from 1930-31.

No. 13—continued
PERSIA—continued
EXPORTS THERE TO—continued

INDIAN MERCHANDISE—concluded

ARTICLES	QUANTITY					VALUE				
	1927-28	1928-29	1929-30	1930-31	1931-32	1927-28	1928-29	1929-30	1930-31	1931-32
TEXTILES—continued						R	R	R	R	R
Cotton—continued										
Manufactures—continued										
Thread, sewing . . . Lbs.	38,810	45,178	41,830	34,295	48,187	72,829	69,051	64,498	45,022	60,972
Other sorts of manufactures . . . Value	—	—	—	—	—	55,565	57,044	72,011	47,938	5,584
Total Cotton, manufactures (including twist and yarn) . . . "	—	—	—	—	—	1,07,51,223	91,43,330	80,61,801	69,85,117	86,50,850
Haberdashery and Millinery . . . "	—	—	—	—	—	11,217	4,569	2,189	9,256	391
Hemp—										
Raw . . . Cwts.	188	369	174	351	34	3,792	9,420	4,071	7,685	846
Jute—										
Manufactures—										
Canvas . . . Yards	30,960	700	19,000	350
Gunny bags . . . No.	232,591	193,265	416,771	128,990	332,907	1,21,525	81,042	1,86,860	50,438	1,15,098
„ cloth . . . Yards	178,280	202,450	118,790	238,710	1,203,796	45,945	50,484	28,337	51,134	2,39,336
Rope and twine . . . Cwts.	644	278	350	328	520	17,125	9,557	8,560	9,394	13,760
Other sorts . . . Value	—	—	—	—	—	460	3,800	850	1,140	56
Total Jute manufactures (including twist and yarn) . . . "	—	—	—	—	—	2,04,056	1,45,543	2,24,507	1,12,106	3,67,600
Woolen manufactures . . . "	—	—	—	—	—	260	17,464	10,617	1,119	..
UMBRELLAS AND UMBRELLA FITTINGS . . . No.	774	3,720	1,188	516	5	1,900	6,090	2,040	960	325
WOOD AND TIMBER—										
Timber, other than railway sleepers—										
Teak wood . . . Cubic Tons	668	184	480	794	16	2,66,893	33,668	1,71,468	2,97,950	4,838
Wood—										
Other kinds of wood and timber . . . Value	—	—	—	—	—	28,333	18,504	68,018	77,806	3,099
Manufactures of wood, other than furniture and cabinetware . . . "	—	—	—	—	—	6,437	2,891	2,535	649	469
POSTAL ARTICLES . . . "	—	—	—	—	—	12,58,976	13,27,228	9,82,028	3,11,278	69,563
ALL OTHER ARTICLES OF MERCHANDISE . . . "	—	—	—	—	—	2,49,556	2,08,038	3,41,947	3,73,760	75,701
GRAND TOTAL . . . "	—	—	—	—	—	1,87,58,336	1,59,09,694	1,60,99,000	1,23,55,170	1,08,84,320

FOREIGN MERCHANDISE

ARTICLES	QUANTITY					VALUE				
	1927-28	1928-29	1929-30	1930-31	1931-32	1927-28	1928-29	1929-30	1930-31	1931-32
APPAREL (including DRAPERY, UNIFORMS, ACCOUTREMENTS, BUT excluding HOSIERY AND BOOTS AND SHOES) . . . Value	—	—	—	—	—	55,396	60,066	36,733	26,377	659
ARMS, AMMUNITION, AND MILITARY STORES—										
DYNAMITE AND OTHER EXPLOSIVES . . . Cwts.	124	410	..	201	..	20,306	59,030	..	28,465	..
OTHER SORTS . . . Value	—	—	—	—	—	1,658	430	293	1,428	..
TOTAL ARMS, AMMUNITION, AND MILITARY STORES . . . "	—	—	—	—	—	21,963	59,460	293	29,893	..
BOOKS, PRINTED, AND PRINTED MATTER (not being STATIONERY), including MAPS AND CHARTS . . . Cwts.	42	15	17	6	2	7,040	1,795	2,711	897	344
BOOTS AND SHOES . . . Pairs	1,274	1,961	2,995	4,629	1,060	2,770	3,075	6,110	6,149	855

No. 13—continued
 PERSIA—continued
 EXPORTS THEREOF—continued

FOREIGN MERCHANDISE—continued

ARTICLES	QUANTITY					VALUE				
	1927-28	1928-29	1929-30	1930-31	1931-32	1927-28	1928-29	1929-30	1930-31	1931-32
						R	R	R	R	R
CANDLES OF ALL KINDS . Lbs.	28,192	144	10,045	80
CHEMICALS AND CHEMICAL PREPARATIONS (excluding CHEMICAL MANURES AND MEDICINES)—										
Aluminous Sulphates (including alum) . Cwts.	684	449	213	217	365	4,787	3,665	1,887	2,846	2,458
Ammonia and salts thereof	237	302	184	241	471	6,780	8,573	5,404	9,935	11,231
Sulphuric acid	18	13	10	407	7	537	651	680	5,560	160
Other sorts of Chemicals Value	—	—	—	—	—	40,350	26,390	25,333	19,785	7,813
Total Chemicals, etc.	—	—	—	—	—	52,454	39,279	33,248	38,076	21,162
COAL AND COKE . . . Tons	580	270	140	40	40	14,500	4,860	3,700	1,100	1,120
COFFEES Cwts.	844	168	871	502	276	47,694	9,820	50,028	25,358	10,801
CORDAGE AND ROPE OF VEGETABLE FIBRE (excluding JUTE AND COTTON)	11	23	110	21	..	818	1,155	5,936	725	..
CUTLERY Value	—	—	—	—	—	89,318	74,090	61,211	6,650	2,082
DRUGS AND MEDICINES (excluding CHEMICALS AND NARCOTICS)—										
Camphor Lbs.	398	229	37	60	..	755	408	120	200	..
Other sorts of drugs and medicines . . . Value	—	—	—	—	—	28,113	19,750	21,558	10,750	21,024
Total Drugs, etc.	—	—	—	—	—	28,868	20,158	21,678	10,950	21,024
DYEING AND TANNING SUBSTANCES—										
Cochineal Cwts.	423	172	317	63	93	68,928	33,865	65,038	15,528	16,342
Aniline Lbs.	46,708	55,842	24,752	35,296	18,132	90,571	1,01,432	85,192	46,074	18,390
Other kinds Value	—	—	—	—	—	540	650	1,786	2,287	60,583
Total Dyeing and Tanning substances	—	—	—	—	—	1,60,039	1,35,947	1,01,961	63,889	95,315
EARTHENWARE AND PORCELAIN (excluding PIPES OF EARTHENWARE)	—	—	—	—	—	31,670	21,781	20,085	4,247	2,945
FRUITS AND VEGETABLES	—	—	—	—	—	5,311	1,132	2,232	3,891	5,367
FURNITURE AND CABINETWARE	—	—	—	—	—	45,380	10,373	18,073	3,255	110
GLASS AND GLASSWARE—										
Beads and false pearls . Cwts.	158	40	17	5	2	17,552	3,943	1,883	748	235
Bottles Gross	163	422	1,040	292	318	1,233	3,007	4,533	1,426	620
Sheet and plate Supl. Feet	20,959	10,002	7,461	11,757	5,150	7,682	5,670	3,166	3,760	742
Other glassware Value	—	—	—	—	—	98,326	78,842	65,432	15,167	17,818
Total Glass, etc.	—	—	—	—	—	1,24,793	91,462	75,014	21,096	19,415
GUMS AND RESINS—										
Oilbannum or frankincense Cwts.	303	356	272	289	597	10,110	18,634	10,851	8,586	10,630
Othersorts	42	82	55	215	403	3,824	3,323	3,339	7,979	6,909
Total Gums and Resins	345	438	328	504	1,000	13,934	21,957	14,190	16,565	17,539
HARDWARE (excluding CUTLERY AND ELECTROPLATED WARE)	—	—	—	—	—	2,00,521	2,45,293	1,71,479	54,263	27,553
HIDES AND SKINS, RAW Value	1	1	9,500	18,700	1,050
INSTRUMENTS, APPARATUS AND APPLIANCES, AND PARTS THEREOF—										
Electrical Value	—	—	—	—	—	11,303	19,237	26,680	14,443	7,802
Musical	—	—	—	—	—	3,158	1,850	540	150	..
Photographic	—	—	—	—	—	875	1,501	1,095	7,727	50
Other kinds	—	—	—	—	—	5,609	10,481	9,534	14,518	1,074
Total Instruments, Apparatus, and Appliances, and parts thereof	—	—	—	—	—	20,945	32,079	37,849	36,838	8,926
LEATHER—										
Unwrought Manufactures (excluding boots and shoes) Cwts.	67	13	10	11	7	11,030	5,260	3,725	7,917	4,055
Other sorts Value	—	—	—	—	—	4,360	1,156	6,705	1,158	390
Total Leather	—	—	—	—	—	15,390	6,701	10,430	9,075	5,245

No. 13—continued

PERSIA—continued

EXPORTS THEREOF—continued

FOREIGN MERCHANDISE—continued

ARTICLES	QUANTITY					VALUE				
	1927-28	1928-29	1929-30	1930-31	1931-32	1927-28	1928-29	1929-30	1930-31	1931-32
LIQUORS—						R	R	R	R	R
Spirit Gals.	386	291	281	193	142	6,395	4,226	3,588	4,861	1,663
Other sorts of liquors. "	298	495	774	208	311	2,460	4,074	3,200	1,858	3,928
Total Liquors . . . "	684	786	1,055	399	453	8,855	8,300	6,787	6,719	5,491
MACHINERY AND MILL- WORK Value	—	—	—	—	—	39,434	22,798	68,004	21,016	21,445
MATCHES Gross of boxes.	21,450	15,350	1,550	6,600	2	42,090	28,428	3,552	15,831	6
METALS AND ORES—										
Brass, Bronze, and simi- lar alloys, wrought . Cwts.	485	541	115	291	223	30,192	32,822	9,186	19,329	11,793
Copper "	1,226	1,030	370	313	92	63,817	51,690	21,788	19,145	4,729
Iron or Steel Tons	200	73	208	55	25	49,252	23,419	53,507	17,333	7,626
Tin Cwts.	128	109	323	323	231	24,376	24,738	47,362	39,065	24,214
Others "	730	617	727	539	111	73,915	64,237	71,605	34,327	10,431
Total Metals and Ores . Tons	328	101	233	156	57	2,46,552	1,96,956	2,03,943	1,79,693	53,343
OILS—										
Mineral Gals.	23,717	36,311	361,735	297,320	5,377	29,273	35,749	1,77,031	1,41,754	15,039
Others "	198	39	325	142	60	784	545	1,645	595	136
Total Oils "	23,915	36,350	362,110	297,462	5,437	30,042	36,294	1,78,736	1,42,349	15,225
PAINTS AND COLOURS . Cwts.	214	369	255	200	94	13,308	24,493	17,430	14,072	5,236
PAPER AND PASTEBOARD—										
Printing paper "	182	4	1	3,090	150	100
Writing paper and en- velopes Value	—	—	—	—	—	21,251	19,784	11,332	6,115	6,456
Other kinds of paper (includ- ing paper manufactures) . "	—	—	—	—	—	6,522	3,769	6,751	4,559	5,163
Total Paper and Pasteboard . "	—	—	—	—	—	30,863	23,703	18,233	10,674	11,619
PROVISIONS AND OILMAN'S STORES Cwts.	500	514	227	103	84	23,406	25,399	12,639	7,035	4,334
RUBBER MANUFACTURES Value	—	—	—	—	—	49,130	4,503	6,49,707	7,20,618	7,42,341
SOAP Cwts.	259	84	24	15	1	3,904	3,850	995	1,085	63
SPICES "	1,981	885	551	3,439	675	43,510	31,361	18,681	1,47,069	27,325
STATIONERY (excluding PAPER) Value	—	—	—	—	—	40,255	32,557	35,853	16,303	12,941
SUGAR—										
Sugar, 16 Dutch standard and above (a) Tons	2,200	544	436	—	—	5,71,111	1,05,302	92,910	—	—
Sugar, 23 Dutch standard and above (b) "	—	—	—	605	616	—	—	—	1,12,878	1,31,776
TEA, BLACK Lbs.	17,962	14,075	13,236	10,770	4,224	13,187	13,969	14,365	7,904	2,390
" GREEN "	4,310	260	4,345	350
Total Tea "	22,272	14,335	13,236	10,770	4,224	23,032	14,319	14,365	7,904	2,390
TEXTILES—										
Cotton—										
Twist and yarn "	1,116,040	1,65,513	337,634	239,091	450,781	11,26,487	1,97,020	3,97,437	2,61,653	3,34,454

(a) Discontinued from 1930-31.
(b) Separately recorded from 1930-31.

FOREIGN MERCHANDISE—concluded

ARTICLES	QUANTITY					VALUE				
	1927-28	1928-29	1929-30	1930-31	1931-32	1927-28	1928-29	1929-30	1930-31	1931-32
TEXTILES—continued										
COTTON—continued										
Manufactures—										
Hosiery . . . Value	—	—	—	—	—	87,011	34,288	24,943	6,151	1,2
Piece goods—										
Grey (unbleached) . Yards	1,022,249	283,660	393,965	489,850	156,717	2,94,811	87,846	1,07,751	1,11,014	49,66
White (bleached) . "	1,136,312	1,056,519	869,519	789,874	707,514	3,65,588	3,58,278	3,05,160	2,26,686	1,08,71
Coloured, printed, or dyed . "	3,558,908	2,700,434	2,687,378	1,538,539	1,320,025	14,67,667	10,77,062	8,78,324	4,25,339	2,87,70
Fents of all descriptions . "	..	6,380	1,098	..	1,300	100	..	32
Total Piece goods . "	5,692,469	4,046,993	3,950,862	2,809,263	2,194,354	21,28,066	15,18,991	12,91,285	7,63,039	5,06,51
Thread, sewing . . Lbs.	2,846	1,300	1,859	1,520	1,163	6,265	1,915	3,500	4,095	2,61
Other sorts of manufactures . Value	—	—	—	—	—	6,966	8,186	7,576	3,120	..
Total Cotton manufactures (including twist and yarn) . "	—	—	—	—	—	33,55,395	17,60,310	17,24,791	10,38,068	8,98,81
Haberdashery and millinery . . . "										
—	—	—	—	—	—	1,05,865	79,367	78,800	31,162	11,45
Silk—										
Manufactures—										
Goods of silk mixed with other materials . Yards	6,168	—	..	16,000	..	8,991	4,000	..
Piece goods . . "	20,460	7,839	6,333	5,009	..	26,740	10,523	11,042	3,720	..
Other sorts . Value	—	—	—	—	—	2,848	1,100	250	809	..
Total Silk manufactures . "	—	—	—	—	—	38,379	11,623	11,292	8,529	..
Wool—										
Manufactures—										
Piece goods . . Yards	48,239	78,719	38,837	7,958	5,517	1,17,790	1,88,828	1,15,933	17,558	15,458
Other sorts . Value	—	—	—	—	—	18,017	9,805	15,588	2,490	5,293
Total Woollen manufactures . "	—	—	—	—	—	1,35,807	1,98,633	1,31,521	20,048	20,751
Other textiles—										
Manufactured . . "	—	—	—	—	—	97,179	1,26,183	1,98,590	1,16,976	5,712
TOBACCO . . . Lbs.	667	799	321	60	92	5,402	2,326	1,520	3,774	692
TOYS AND REQUISITES FOR GAMES AND SPORTS, including FISHING TACKLE (other than FIREARMS) . Value	—	—	—	—	—	10,237	17,671	3,549	1,966	455
VEHICLES (excluding LOCOMOTIVES, ETC., FOR RAILWAYS) . . . "	—	—	—	—	—	82,047	90,564	1,11,308	94,903	47,208
WOOD AND TIMBER—										
Teak wood . . Cubic Tons	130	..	31	42,747	..	8,828
Other kinds of wood and timber . Value	—	—	—	—	—	7,210	1,519	2,406	4,129	2,015
Manufactures of Wood, other than furniture and cabinet ware . . "	—	—	—	—	—	675	889	2,598	694	17
Total Wood and Timber . "	—	—	—	—	—	50,632	2,408	13,832	4,823	2,032
CRYSTAL ARTICLES . . "	—	—	—	—	—	1,48,809	1,41,169	1,90,610	75,276	83,657
ALL OTHER ARTICLES OF MERCHANDISE . . "	—	—	—	—	—	1,08,555	72,002	84,351	14,750	8,797
GRAND TOTAL . . . "	—	—	—	—	—	62,64,110	80,73,246	45,47,114	31,74,265	24,00,759
GRAND TOTAL OF INDIAN AND FOREIGN MERCHANDISE . . . "	—	—	—	—	—	2,50,22,946	1,98,82,940	2,06,46,164	1,54,29,425	1,12,04,070

No. 13—continued

HENJAM ISLAND

IMPORTS THEREFROM

ARTICLES	QUANTITY					VALUE				
	1927-28	1928-29	1929-30	1930-31	1931-32	1927-28	1928-29	1929-30	1930-31	1931-32
POSTAL ARTICLES ¹ NOT SPECIFIED . . . Value	—	—	—	—	—	R 7,870	R ..	R 8	R 6	R ..
ALL OTHER ARTICLES OF MERCHANDISE . . . "	—	—	—	—	—	3,276	1,975	183	1,003	1,555
GRAND TOTAL . . . "	—	—	—	—	—	10,946	1,975	191	1,009	1,555

EXPORTS THERETO

INDIAN MERCHANDISE

ARTICLES	QUANTITY					VALUE				
	1927-28	1928-29	1929-30	1930-31	1931-32	1927-28	1928-29	1929-30	1930-31	1931-32
FRUITS AND VEGETABLES— Fresh fruits and vegetables . . . Value	—	—	—	—	—	R 42,456	R 42,278	R 29,648	R 37,822	R 29,271
GRAIN, PULSE, AND FLOUR Tons	38	45	109	92	30	8,064	9,221	21,292	15,048	4,190
TEXTILES—										
Cotton— Twist and Yarn . . . Lbs.	2,000	18,420	5,700	23,800	4,000	2,000	11,512	6,000	17,900	2,000
Manufactures— Piece goods . . . Yds.	23,000	25,600	17,800	10,400	8,400	7,200
Jute— Manufactures— Gunny bags . . . No.	17,000	1,000	5,000	..	300	2,705	150	2,205	..	150
POSTAL ARTICLES . . . Value	—	—	—	—	—	1,211	920	1,008	852	282
ALL OTHER ARTICLES OF MERCHANDISE . . . "	—	—	—	—	—	7,516	9,891	8,938	7,229	4,992
GRAND TOTAL . . . "	—	—	—	—	—	75,251	82,367	71,291	78,851	40,885

FOREIGN MERCHANDISE

ARTICLES	QUANTITY					VALUE				
	1927-28	1928-29	1929-30	1930-31	1931-32	1927-28	1928-29	1929-30	1930-31	1931-32
COAL AND COKE . . . Tons	330	6,270	..
FRUITS AND VEGETABLES— Fresh fruits and vegetables Value	—	—	—	—	—	10,770	22,094	41,701	34,730	36,591
HARDWARE (excluding CUTLERY AND ELECTROPLATED WARE) ..	—	—	—	—	—	24,484	515	203	..	294
LIQUORS . . . Gals.	1,904	144	..	1,036	..	8,665	1,325	..	5,497	72
MACHINERY AND MILL WORK— Electrical Machinery of all kinds . . . Value	—	—	—	—	—	..	7,900
TEXTILES— Cotton Manufactures (including twist and yarn) . . . "	—	—	—	—	—	..	12,795	5,800	3,800	..
ALL OTHER ARTICLES OF MERCHANDISE . . . "	—	—	—	—	—	8,186	7,402	11,487	6,785	5,455
GRAND TOTAL . . . "	—	—	—	—	—	29,065	52,081	59,191	57,082	42,412
GRAND TOTAL OF INDIAN AND FOREIGN MERCHANDISE . . . "	—	—	—	—	—	1,27,806	1,34,898	1,30,482	1,35,933	83,297

AFGHANISTAN

(420)

No. 13—continued

AFGHANISTAN

IMPORTS THEREFROM

Nil

EXPORTS THERETO

INDIAN MERCHANDISE

ARTICLES	QUANTITY					VALUE				
	1927-28	1928-29	1929-30	1930-31	1931-32	1927-28	1928-29	1929-30	1930-31	1931-32
TEXTILES—						R	R	R	R	R
Cotton—										
Manufactures— Piecegoods— Coloured printed or dy- ed Yds.	16,605	42,144	61,060	5,990	7,194	25,680
ALL OTHER ARTICLES OF MERCHANDISE . . . Value	—	—	—	—	—	567	4,151	5,245
GRAND TOTAL . . "	—	—	—	—	—	6,557	11,345	30,925

FOREIGN MERCHANDISE

ARTICLES	QUANTITY					VALUE				
	1927-28	1928-29	1929-30	1930-31	1931-32	1927-28	1928-29	1929-30	1930-31	1931-32
GRAND TOTAL . Value	—	—	—	—	—	R	R	R	R	R
GRAND TOTAL OF INDIAN AND FOREIGN MERCHAN- DISE "	—	—	—	—	—	2,219	1,350	31,777
	—	—	—	—	—	8,776	12,695	62,702

No. 13—continued

MALDIVES

IMPORTS THEREFROM

ARTICLES	QUANTITY					VALUE				
	1927-28	1928-29	1929-30	1930-31	1931-32	1927-28	1928-29	1929-30	1930-31	1931-32
FRUITS AND VEGETABLES— Fresh fruits and vegetables— Fresh fruits—						R	R	R	R	R
Coconuts . . . N o.	3,613,416	3,446,264	2,126,000	2,141,100	2,195,360	1,36,471	94,713	67,419	68,282	41,849
ALL OTHER ARTICLES OF MERCHANDISE . . . Value	—	—	—	—	—	10,348	22,010	1,098	10,698	16,912
GRAND TOTAL . . .	—	—	—	—	—	1,46,819	1,16,723	68,517	78,980	58,761

EXPORTS THERETO

INDIAN MERCHANDISE

ARTICLES	QUANTITY					VALUE				
	1927-28	1928-29	1929-30	1930-31	1931-32	1927-28	1928-29	1929-30	1930-31	1931-32
GRAIN, PULSES, AND FLOUR— Rice, not in the husk . Tons	882	505	479	87	230	1,96,888	99,870	1,01,810	15,188	32,856
Other sorts . . .	22	1	9	..	12	5,265	337	2,906	414	1,256
Total Grain, Pulse, and Flour . . .	904	506	488	87	242	2,02,153	1,00,207	1,04,716	15,602	34,112
METALS AND ORES . . .	10	6	2	1	3	3,693	4,150	1,508	1,620	2,705
Oils . . . Gals.	5,934	2,620	2,137	854	1,828	3,023	4,206	4,680	1,293	3,133
PROVISIONS AND OILMAN'S STORES— Ghi . . . Cwts.	40	44	46	47	28	4,620	4,680	3,880	7,318	1,905
TEXTILES— Cotton manufactures . Value	—	—	—	—	—	30,223	10,823	750	8,400	1,144
Silk manufactures— Goods of silk mixed with other materials . Yards	7,300	5,000	1,000	9,950	5,200	2,000
TOBACCO— Unmanufactured . Lbs.	16,410	8,064	1,680	6,404	3,840	7,534	3,220	710	2,100	1,275
Manufactured . . .	227,534	196,500	301,596	299,529	255,878	11,811	27,168	47,980	60,955	83,700
WOOD AND TIMBER . Value	—	—	—	—	—	8,109	3,637	7,116	6,935	13,769
ALL OTHER ARTICLES OF MERCHANDISE . . .	—	—	—	—	—	44,718	20,107	31,192	22,193	24,372
GRAND TOTAL . . .	—	—	—	—	—	3,36,744	1,88,450	2,04,532	1,26,316	1,16,145

FOREIGN MERCHANDISE

ARTICLES	QUANTITY					VALUE				
	1927-28	1928-29	1929-30	1930-31	1931-32	1927-28	1928-29	1929-30	1930-31	1931-32
METALS AND ORES— Iron or Steel . . Tons	24	6	2	..	7	6,130	2,225	450	..	1,380
TEXTILES— Cotton— Manufactures— Piece-goods . . Yards	20,022	1,000	2,250	11,370	1,000	70
ALL OTHER ARTICLES OF MERCHANDISE . . Value	—	—	—	—	—	38,827	12,473	5,080	742	16,411
GRAND TOTAL . . .	—	—	—	—	—	55,827	14,698	5,530	1,742	17,861
GRAND TOTAL OF INDIAN AND FOREIGN MER- CHANDISE . . .	—	—	—	—	—	3,92,571	1,98,148	2,10,062	1,28,058	1,34,006

CEYLON
IMPORTS THEREFROM

ARTICLES	QUANTITY					VALUE				
	1927-28	1928-29	1929-30	1930-31	1931-32	1927-28	1928-29	1929-30	1930-31	1931-32
						₹	₹	₹	₹	₹
ANIMALS, LIVING—										
Horses No.	48	76	132	44	82	1,81,090	3,75,593	87,600	52,501	56,500
Other kinds "	243	161	290	38	369	9,160	6,348	5,474	4,610	11,123
Total Animals, living "	286	237	322	82	451	1,90,250	3,81,941	93,074	57,111	67,623
APPAREL (excluding HOSIERY AND BOOTS AND SHOES)—										
Apparel (including drapery, uniforms, accoutrements) Value	—	—	—	—	—	55,294	64,580	68,566	69,802	48,588
Gold and Silver thread "	—	—	—	—	—	30,492	1,25,227	2,81,184	10,723	2,479
Others "	—	—	—	—	—	2,575	2,464	893	138	3,729
Total Apparel, etc. "	—	—	—	—	—	88,361	1,92,271	3,50,643	74,668	54,796
ARMS, AMMUNITION, AND MILITARY STORES—										
Firearms, and parts thereof "	—	—	—	—	—	12,306	9,954	10,748	7,995	8,597
Others "	—	—	—	—	—	1,881	331	1,144	834	411
Total Arms, Ammunition, and Military stores "	—	—	—	—	—	14,247	10,285	11,892	8,829	9,008
ART. WORKS OF, other than PICTURES "	—	—	—	—	—	8,585	9,787	10,010	8,298	6,052
BOOKS, PRINTED, AND PRINTED MATTER (not being STATIONERY), including MAPS AND CHARTS Cwts.	175	206	259	244	283	15,152	20,456	32,111	24,061	33,771
BUILDING AND ENGINEERING MATERIALS, other than OF IRON, STEEL, OR WOOD—										
Cement Tons	346	407	191	111	56	22,359	25,995	12,961	8,858	3,224
Other sorts Value	—	—	—	—	—	8,233	5,134	5,829	54,879	7,744
Total Building and Engineering materials, other than of Iron, steel or wood "	—	—	—	—	—	25,592	31,129	18,290	62,737	10,968
CHEMICALS AND CHEMICAL PREPARATIONS (excluding CHEMICAL MANURES AND MEDICINES) "	—	—	—	—	—	28,855	28,231	35,930	34,844	22,778
CLOCKS AND WATCHES AND PARTS THEREOF "	—	—	—	—	—	35,419	38,340	18,201	3,645	3,490
COAL AND COKE—										
Coal Tons	697	795	800	854	710	15,207	17,167	3,800	11,869	12,780
COFFEY, other than ROASTED OR GROUND Cwts.	18,568	16,991	19,370	11,266	18	9,04,348	9,01,721	10,50,933	5,60,163	804
ROPE—										
Unmanufactured Tons	650	587	651	618	635	98,570	79,363	97,505	52,410	54,896
Manufactured (excluding rope and belting) "	77	82	42	38	34	17,240	11,777	11,220	9,266	7,767
CUTLERY Value	—	—	—	—	—	4,856	5,975	4,558	3,766	2,093
DRUGS AND MEDICINES (excluding CHEMICALS AND VACCINES) "	—	—	—	—	—	6,031	9,878	15,222	17,249	9,978

No. 13—continued
CEYLON—continued
IMPORTS THEREFROM—continued

ARTICLES	QUANTITY					VALUE				
	1927-28	1928-29	1929-30	1930-31	1931-32	1927-28	1928-29	1929-30	1930-31	1931-32
DYEING AND TANNING SUBSTANCES . . . Value	—	—	—	—	—	R 10,84,266	R 87,843	R 4,626	R 1,610	R 2,144
EARTHENWARE AND PORCELAIN—										
Earthenware . . . "	—	—	—	—	—	10,620	9,730	5,857	6,919	1,681
Porcelain . . . "	—	—	—	—	—	12,476	6,995	4,325	4,493	2,601
Total Earthenware and Porcelain . . . "	—	—	—	—	—	23,096	16,725	10,182	11,412	4,582
FISH (excluding CANNED FISH) Cwts.	966	858	1,105	1,083	1,870	16,861	13,181	16,591	10,916	21,170
FRUITS AND VEGETABLES—										
Fresh fruits and vegetables—										
Fresh fruits—										
Coconuts . . . No.	346,348	212,179	1,788,240	406,798	2,657,805	20,036	11,850	79,737	19,322	1,09,638
Others . . . Value	—	—	—	—	—	65,315	61,710	1,16,400	1,84,643	91,587
Fresh vegetables of all kinds . . . "	—	—	—	—	—	9,931	2,850	6,961	6,616	2,333
Fruits and vegetables: dried, salted, or preserved, not being canned or bottled . . . Tons	48	59	101	194	166	7,898	8,295	16,527	23,825	26,983
To all Fruits and Vegetables Value	—	—	—	—	—	1,03,176	84,714	2,19,715	1,84,406	2,31,494
FURNITURE AND CABINETWARE—										
Furniture of wood (other than bedsteads) . . . "	—	—	—	—	—	23,930	21,141	21,867	24,068	12,284
Furniture of other material (other than bedsteads) . . . "	—	—	—	—	—	7,868	8,851	15,342	20,453	18,412
Others . . . "	—	—	—	—	—	5,886	6,602	4,722	6,961	3,412
Total Furniture and Cabinetware . . . "	—	—	—	—	—	37,684	36,694	41,931	51,482	34,108
GLASS AND GLASSWARE . . . "	—	—	—	—	—	11,967	21,568	23,718	26,415	19,762
GRAIN, PULSE AND FLOUR—										
Pulse . . . Tons	118	395	683	1,185	618	20,472	70,406	1,07,956	1,47,948	66,937
Rice not in the husk . . . "	157	25	68	22	12	25,030	6,489	10,244	4,553	614
Others . . . "	1,154	1,700	509	1,073	726	1,01,770	2,51,416	70,879	1,54,614	68,016
Total Grain, Pulse and Flour . . . "	1,429	2,120	1,260	2,280	1,354	1,47,272	3,28,311	1,89,079	3,07,145	1,35,567
HARDWARE (excluding CUTLERY AND ELECTROPLATED WARE)—										
Domestic hardware, other than enamelled ironware . . . Value	—	—	—	—	—	9,661	5,783	4,531	8,688	4,835
Other kinds . . . "	—	—	—	—	—	2,32,891	3,74,527	3,71,448	3,63,588	6,06,466
Total Hardware, etc. . . "	—	—	—	—	—	2,42,552	3,80,315	3,75,979	3,72,269	6,11,301
HIDES AND SKINS, RAW—										
Hides, raw . . . { Tons 216 259 331 363 344 } 85,721 1,36,672 2,34,994 1,32,581 1,32,562										
—No. —25,905 —37,714 —64,105 —45,011 —49,473										
Skins, raw . . . { Tons 499 475 655 401 301 } 5,99,405 4,75,652 10,87,721 4,76,996 3,14,513										
—No. —261,939 —228,215 —382,012 —277,183 —269,257										
Total Hides and Skins, raw . . . { Tons 714 734 986 764 645 } 6,85,126 6,12,324 13,22,715 6,09,581 4,47,076										
—No. —287,834 —266,929 —447,017 —322,194 —318,730										
INSTRUMENTS, APPARATUS, AND APPLIANCES AND PARTS THEREOF—										
Photographic—										
Cinematograph films—										
Raw films Length in feet . . . "	..	20,060	1,985	6,400	73	..	517	556	256	21
Exposed films . . . "	168,701	910,263	553,172	314,923	1,271,555	41,579	1,75,546	1,49,301	70,824	1,10,796
Scientific and philosophical . . . Value	—	—	—	—	—	9,276	6,043	4,684	1,417	2,738
Other kinds . . . "	—	—	—	—	—	25,470	57,759	40,485	70,902	45,106
Total value of Instruments, Apparatus, and Appliances and parts thereof . . . "	—	—	—	—	—	76,325	2,39,865	1,95,026	1,43,399	1,58,661
JEWELLERY (excluding IMITATION JEWELLERY AND PEARLS, UNSET), ALSO PLATE OF GOLD AND SILVER—										
Jewellery . . . "	—	—	—	—	—	1,73,574	33,715	20,310	13,500	11,508
Plate of gold and silver . . . "	—	—	—	—	—	92,950	6,872	11,154	4,182	6,400
Total of Jewellery . . . "	—	—	—	—	—	2,66,524	40,587	31,464	17,742	17,908

ARTICLES	QUANTITY					VALUE				
	1927-28	1928-29	1929-30	1930-31	1931-32	1927-28	1928-29	1929-30	1930-31	1931-32
LEATHERS—										
Hides, tanned or dressed	Tons =20,805	88 =22,374	45 =13,895	34 =9,291	35 =9,534	1,21,981	1,25,336	71,662	51,034	38,420
Skins, tanned or dressed	Tons =714	1 =920	3 =1,052	1 =129	.. =16	1,096	2,895	5,277	442	145
Total Hides and Skins, tanned or dressed	Tons =21,019	84 =23,294	48 =14,947	35 =9,420	35 =9,550	1,23,077	1,28,231	76,939	51,476	38,565
LIQUORS including DENATURATED AND PERFUMED SPIRITS—										
Spirit	gals. 3,296	3,515	4,660	2,735	422	14,557	16,233	17,214	11,327	4,179
Other sorts of liquors	127	45	211	310	140	1,963	1,069	1,610	2,079	950
Total Liquors	3,423	3,560	4,871	3,045	562	16,520	17,352	18,824	13,403	5,129
MACHINERY AND MILLWORK—										
Prime-movers (other than electrical)	Value	—	—	—	—	7,125	11,715	27,931	18,352	11,781
Tea machinery	—	—	—	—	—	1,50,148	1,21,901	69,962	1,33,506	90,728
Other sorts of machinery	—	—	—	—	—	90,707	89,091	81,046	62,302	1,14,253
Total Machinery and Millwork	—	—	—	—	—	2,47,981	2,16,707	1,78,939	2,19,160	2,16,762
MANURES—										
Nitrogenous	Tons 40	122	9,447	17,842
Phosphate	128	653	6	1	119	17,716	31,217	635	72	14,619
Other sorts	48	103	51	536	124	3,463	11,271	3,537	44,024	14,647
Total Manures	216	756	57	537	365	30,631	42,488	4,192	44,096	46,668
MATS AND MATTING, except COIR AND RUBBER	Sq. Yards	18,806	18,895	23,923	244,226	23,625	9,942	10,475	12,450	10,795
METALS AND ORES—										
Brass, Bronze, and similar alloys and manufactures thereof	Cwts.	652	1,616	1,216	769	209	25,441	66,071	49,457	27,773
Copper (excluding ores)	153	56	632	713	81	9,430	4,556	26,025	25,074	3,032
Iron or Steel—										
Beams, channels, pillars, girders, and bridgework	Tons	22	45	29	233	8	6,857	16,05	7,811	62,133
Old for re-manufacture	945	1,019	1,175	1,184	679	35,730	37,133	40,051	31,455	21,543
Tubes, pipes and fittings, wrought	2	2	10	1	3	1,739	1,594	3,647	813	1,108
Other manufactures	114	453	45	57	50	36,161	93,492	16,324	19,962	12,304
Total Iron or Steel	1,083	1,524	1,259	1,475	740	80,587	1,43,270	67,833	1,14,363	86,099

No. 13—*continued*
 CEYLON—*continued*
 IMPORTS THEREFROM—*continued*

ARTICLES	QUANTITY					VALUE				
	1927-28	1928-29	1929-30	1930-31	1931-32	1927-28	1928-29	1929-30	1930-31	1931-32
METALS AND ORES—<i>continued</i>										
Lead—						R	R	R	R	R
Unwrought—										
Pig Cwts.	1,090	1,396	2,339	1,933	961	20,701	22,551	33,005	21,815	9,227
Wrought—										
Sheets for tea chests . .	5,711	5,131	4,854	2,732	1,959	1,46,335	1,15,843	1,10,585	53,373	31,680
Other sorts "	26	432	1,702	962	1,013	1,243	3,782	19,841	10,451	10,076
Total Lead (<i>excluding Ore</i>) . .	6,827	6,959	8,895	5,617	3,933	1,68,279	1,41,756	1,63,431	85,639	50,983
Others Tons	42	32	66	43	204	8,215	24,633	15,355	20,274	56,524
Total Metals (<i>excluding Ore</i>) . .	1,507	2,037	1,862	1,678	1,155	2,91,952	3,35,336	3,22,001	2,78,123	1,51,674
OILS—										
Essential Gals.	3,325	4,077	3,434	6,253	5,977	43,078	55,467	49,132	94,324	79,552
Mineral oils "	30,618	33,503	18,273	11,627	14,166	13,142	23,108	13,623	13,356	25,366
Vegetable, non-essential—										
Coconut "	1,438,894	2,335,490	1,544,662	1,201,667	3,207,753	35,43,044	54,91,010	31,34,421	18,27,634	42,23,134
Other sorts "	817	444	690	442	1,012	3,759	2,254	2,307	1,113	2,116
Total Oils "	1,473,654	2,423,514	1,567,114	1,219,994	3,318,913	36,03,023	55,76,339	32,55,038	19,35,932	48,35,163
OILSEEDS Tons	113	88	64	55	41	11,039	12,032	7,170	3,492	1,699
PAINTS AND PAINTERS' MATERIALS—										
Paints and colours . . Cwts.	2,633	7,396	7,236	7,002	4,943	25,208	66,069	70,706	53,465	43,044
Painters' materials . . Value	—	—	—	—	—	51,771	6,544	5,022	2,030	3,155
PAPER AND PAPERBOARD . Cwts.	240	11	93	33	45	4,230	733	2,332	1,971	1,032
PRECIOUS STONES, AND PEARLS, UNSET—										
Diamonds Value	—	—	—	—	—	3,55,696	37,359	2,929	330	336
Pearls "	—	—	—	—	—	13,653	..	13,543	3,350	3,530
Other precious stones . . "	—	—	—	—	—	1,34,236	72,364	69,407	42,029	25,391
Total Precious Stones and Pearls, unset . .	—	—	—	—	—	5,03,585	1,10,223	35,384	46,259	29,307
PROVISIONS AND OILMAN'S STORES—										
Biscuits and cakes . . Cwts.	364	293	100	37	41	35,232	30,225	9,241	3,750	3,205
Canned or bottled provisions "	110	159	246	204	132	6,134	9,479	11,395	6,965	7,110
Confectionery "	139	95	101	36	77	10,739	6,525	6,609	7,242	5,463
Farinaceous and patent foods—										
Farinaceous foods, in bulk "	1,362	713	429	1,063	1,561	20,355	3,074	4,643	10,392	11,797
Milk food for infants, etc. . . . "	1	4	30	6	27	656	1,031	4,304	1,246	5,319
Other sorts "	..	56	21	12	7	23	2,992	273	240	533
Other sorts of provisions Value	—	—	—	—	—	57,247	63,296	93,413	99,633	95,442
Total Provisions and Oilman's stores . .	—	—	—	—	—	1,31,036	1,26,622	1,35,413	1,29,412	1,29,369
RUBBER—										
Raw Lbs.	62,605	30,026	223,400	1,75,599	284,333	73,460	13,034	1,71,245	1,11,107	96,753

ARTICLES	QUANTITY					VALUE				
	1927-28	1928-29	1929-30	1930-31	1931-32	1927-28	1928-29	1929-30	1930-31	1931-32
RUBBER—continued						R	R	R	R	R
Manufactures—										
Pneumatic motor covers No.	3,444	2,964	239	424	1,239	32,564	46,291	11,824	17,171	48,806
Solid rubber tyres for motor vehicles	183	16	9	44	81	11,493	2,594	867	3,152	8,077
Other manufactures . . . Value	—	—	—	—	—	9,728	51,614	6,769	12,686	10,568
Total Rubber manufactures	—	—	—	—	—	53,765	99,529	19,460	33,009	68,051
SEEDS—										
Oilseeds—										
Essential . . . Tons	1,192	2,281	493	58	165	4,65,101	5,45,537	2,03,989	9,828	34,400
Non-essential—										
Copra or coconut kernel „	1,282	579	119	58	1,248	4,87,918	2,04,586	49,118	24,128	2,20,799
Tea	2	6	9	5	..	22,283	19,427	17,896	9,162	489
Other sorts	65	45	315	91	1,464	16,477	22,396	11,707	9,036	1,69,392
Total Seeds	2,541	2,911	936	207	2,877	9,91,779	7,91,946	2,82,210	50,154	4,25,080
SHELLS AND COWRIES—										
Shells (chanks, sankhli, large ornamental shells, cowries, mother-of-pearl shells, and oyster shells) . . . Cwts.	19,363	13,976	9,766	9,352	8,939	1,76,302	1,56,844	46,146	54,277	44,016
Other sorts Value	—	—	—	—	—	10,835	5,461	9,769	7,753	1,576
Total Shells and Cowries	—	—	—	—	—	1,87,137	1,62,305	55,915	62,032	45,591
SOAP Cwts.	131	673	335	194	56	12,879	27,978	13,784	7,392	4,593
SPICES—										
Beteinuts I	113,677	130,499	120,503	169,817	97,599	32,39,640	35,25,529	33,53,096	35,37,338	20,68,255
Cardamoms	87	74	73	19	104	13,524	13,142	10,432	2,865	10,360
Onillies	162	890	382	809	612	3,684	15,298	3,114	19,042	9,458
Cinnamon	83	78	90	56	3	2,657	1,886	2,683	1,439	79
Cloves	74	476	214	139	266	4,022	23,381	16,919	8,305	12,159
Nutmegs	281	479	538	431	361	10,359	18,813	15,849	13,076	8,273
Pepper	123	1,543	960	333	376	5,505	1,04,196	78,369	19,477	23,745
Other sorts	198	70	157	81	206	9,599	9,207	10,170	7,177	6,533
Total Spices	114,576	134,039	122,917	171,665	99,527	32,89,790	37,11,907	36,10,634	36,09,319	21,83,862
STATIONERY (excluding PAPER) . . . Value	—	—	—	—	—	8,274	9,217	7,291	5,490	6,765
STONE AND MARBLE . . . Tons	259	36	135	106	954	1,783	250	956	784	12,868
SUGAR—										
Sugar, 16 Dutch Standard and above . . . Tons	2,904	4,042	3,632	—	—	6,28,689	8,92,685	8,32,266	—	—
Sugar 28 Dutch Standard and above	—	—	—	5,722	962	—	—	—	9,46,215	1,25,915
Other sorts	2	..	2	126	36	248	636	327	14,020
Total Sugar	2,904	4,044	3,632	5,724	1,088	6,28,676	8,92,883	8,32,951	9,46,542	1,39,935
TALLOW AND STEARINE . . .	1,062	166	42	139	304	29,291	4,063	874	2,708	5,110
TEA—										
Black Lbs.	1,083,454	1,521,898	2,358,873	1,726,364	2,296,938	9,73,202	13,66,076	17,09,941	12,23,235	15,46,169
Green	277,523	316,026	222,151	414,781	481,986	1,78,106	2,58,112	1,78,077	3,12,843	2,63,215
Total Tea	1,360,977	1,837,923	2,581,024	2,141,145	2,778,924	11,56,308	16,24,187	18,88,018	15,41,078	18,09,384
TEA-CHESTS, ENTIRE OR IN SECTIONS . . . Value	—	—	—	—	—	15,103	8,673	7,849	885	1,293
TEXTILES—										
Cotton—										
Manufactures—										
Twist and Yarn . . . Lbs.	55,486	800	2,581	918	81	16,609	241	1,214	370	62
Piecegoods—										
Grey (unbleached) . Yards	39,560	64,760	80,801	28,705	46,842	9,342	12,936	17,772	10,881	11,923
White (bleached) . . .	163,906	136,645	152,824	160,148	193,914	91,147	64,604	69,741	53,080	48,750
Coloured, printed, or dyed	285,021	293,186	272,505	306,816	306,979	1,55,272	1,56,321	1,34,488	1,20,111	98,895
Other sorts of manufactures . . . Value	—	—	—	—	—	8,598	15,067	12,970	8,867	5,239
Total Cotton manufactures (including twist and yarn)	—	—	—	—	—	2,80,963	2,49,169	2,36,185	1,93,315	1,64,924

No. 13—continued
CEYLON—continued
IMPORTS THEREFROM—concluded

ARTICLES	QUANTITY					VALUE				
	1927-28	1928-29	1929-30	1930-31	1931-32	1927-28	1928-29	1929-30	1930-31	1931-32
TEXTILES—continued						R	R	R	R	R
Woolen and millinery . . . Value	—	—	—	—	—	16,999	16,200	8,770	6,314	3,790
Jute—										
Manufactures—										
Gunny bags . . . No.	6,850,528	5,090,792	5,052,131	4,463,053	4,081,025	16,00,354	17,04,160	15,07,883	12,08,836	9,74,146
Other manufactures Value	—	—	—	—	—	402	4,881	18,452	839	99
Total Jute Manufactures ..	—	—	—	—	—	16,00,756	17,09,041	15,26,335	12,04,175	9,74,245
Silk—										
Silk piecegoods . . . Yards	4,787	5,449	8,243	8,721	24,731	10,221	10,831	17,141	16,256	42,458
Other sorts . . . Value	—	—	—	—	—	1,116	1,828	13,880	15,279	1,931
Total of Silk Manufactures (including silk yarn, holls, etc.) . . . "	—	—	—	—	—	11,336	12,159	30,471	31,535	44,384
Wool manufactures ..	—	—	—	—	—	10,803	36,447	8,371	6,399	18,070
Artificial silk—										
Piecegoods of Cotton† and artificial silk . . . Yds.	20,508	12,290	1,180	4,927	31,051	21,788	13,823	1,199	3,008	13,237
Piecegoods made entirely* of artificial silk . . . "	—	—	—	205	24,000	—	—	—	138	10,272
Piecegoods made of cotton* and artificial silk . . . "	—	—	—	3,122	6,451	—	—	—	1,069	2,965
TOYS AND REQUISITES OR GAMES AND SPORTS, including FISHING TACKLE . . . Value	—	—	—	—	—	12,278	24,408	8,240	6,852	6,311
UMBRELLAS AND UMBRELLA FITTINGS . . . "	—	—	—	—	—	43,192	38,540	45,364	42,303	24,006
VEHICLES, excluding LOCO- MOTIVES, ETC., FOR RAIL- WAYS—										
Mechanically propelled vehicles (excluding Rail- way locomotives and tractors)—										
Motor cars (including taxi-cabs) . . . No.	88	49	31	50	50	1,36,841	1,26,139	83,902	1,25,139	65,556
Motor cycles (including scooters) . . . "	11	18	22	17	5	4,730	5,221	9,642	6,306	1,806
Motor omnibuses, motor vans and motor lorries ..	12	17	2	29	3	15,735	27,057	3,820	34,423	20,441
Parts of mechanically propelled vehicles and accessories, other than of aircraft (excluding rubber tyres) . . . Value	—	—	—	—	—	20,904	12,710	14,409	13,994	10,682
Total Mechanically propelled vehicles (excluding railway locomotives and tractors) . . . "	—	—	—	—	—	1,76,210	1,71,127	1,10,273	1,79,861	1,18,576
Ships, parts of . . . "	—	—	—	—	—	547	2,838	12,138	1,963	215
Other kinds of Vehicles ..	—	—	—	—	—	5,018	8,852	8,025	1,928	1,501
Total Vehicles, excluding Locomotive, etc., for railways . . . "	—	—	—	—	—	1,83,776	1,77,817	1,25,431	1,83,752	1,20,292
WOOD AND TIMBER—										
Other kinds of wood and timber . . . Value	—	—	—	—	—	90,394	97,880	37,379	55,548	61,709
Manufactures of wood, other than furniture and cabinet ware . . . "	—	—	—	—	—	26,488	42,402	15,853	35,386	16,979
Total Wood and Timber ..	—	—	—	—	—	1,16,882	1,40,282	52,732	90,934	78,688
NON-METALLIC ARTICLES NOT SPECIALLY CLASSIFIED . . . "	—	—	—	—	—	8,74,006	6,83,450	5,51,122	5,76,495	4,20,238
OTHER ARTICLES OF MERCHANDISE . . . "	—	—	—	—	—	2,25,482	2,27,009	2,87,354	1,74,577	41,866
GRAND TOTAL ..	—	—	—	—	—	1,90,06,847	2,10,40,066	1,80,18,013	1,43,46,619	1,31,77,639

* Separately shown from September 1930.
† Sub-divided from September, 1930.

No. 13—continued
 CEYLON—continued
 EXPORTS THERETO

INDIAN MERCHANDISE

ARTICLES	QUANTITY					VALUE				
	1927-28	1928-29	1929-30	1930-31	1931-32	1927-28	1928-29	1929-30	1930-31	1931-32
ANIMALS, LIVING—						R	R	R	R	R
Cattle (excluding sheep and goats) No.	11,448	7,005	1,639	959	572	6,71,832	3,66,521	1,03,875	97,482	61,092
Horses "	..	39	11	5	1	..	82,500	16,500	14,000	1,200
Sheep and goats "	112,018	117,018	181,313	82,893	57,009	21,04,865	23,28,151	24,26,180	16,57,880	11,89,980
Other kinds "	267,258	286,876	224,411	137,677	45,279	3,01,728	2,80,706	2,04,011	1,81,177	46,549
Total Animals, living "	390,719	410,938	357,374	221,534	102,861	30,77,925	30,57,878	27,50,516	19,00,489	12,48,921
APPAREL (including DRAPERY, UNIFORMS, AND ACCOUTREMENTS, BUT excluding HOSIERY AND BOOTS AND SHOES) Value	—	—	—	—	—	57,359	1,11,736	1,32,827	73,309	54,735
ART, WORKS OF "	—	—	—	—	—	1,41,672	13,779	8,458	6,886	8,291
BONES FOR MANUFACTURING PURPOSES Tons	2,577	3,169	2,387	1,625	737	2,59,204	3,19,387	2,45,940	1,61,225	78,730
BOOKS, PRINTED, AND PRINTED MATTER (not being STATIONERY), including MAPS AND CHARTS Cwts.	1,077	1,269	1,870	1,323	1,048	1,51,815	1,74,445	2,11,801	1,94,405	1,35,474
BOOTS AND SHOES Pairs	62,420	59,394	62,229	37,716	42,056	1,01,725	1,00,083	92,387	67,573	72,652
BUILDING AND ENGINEERING MATERIALS, other than of IRON, STEEL OR WOOD—										
Bricks No.	367,854	98,719	277,448	100,054	106,169	27,221	3,998	23,321	12,079	22,842
Chalk and lime Cwts.	23,923	10,252	19,704	10,913	750	32,320	15,837	23,945	11,688	1,000
Tiles No.	6,901,941	9,476,332	9,552,292	6,133,028	3,143,993	3,80,923	5,47,586	5,40,488	3,35,702	1,75,358
Other kinds Cwts.	2,798	1,308	1,865	1,320	2,940	8,329	7,112	6,234	4,506	7,591
Total Building and Engineering materials Value	—	—	—	—	—	4,48,793	5,79,533	5,98,938	3,63,975	2,06,791
CANDLES OF ALL KINDS Lbs.	1,037,660	891,172	1,116,430	853,520	540,670	2,91,333	2,50,693	3,13,973	2,40,190	1,52,061
CHEMICALS AND CHEMICAL PREPARATIONS (excluding CHEMICAL MANURES AND MEDICINES)—										
Potassium compounds—										
Saltpetre Cwts.	64,116	66,738	52,630	53,631	58,260	7,13,394	6,23,324	5,01,421	4,29,514	3,42,326
Other sorts of chemicals Value	—	—	—	—	—	26,081	36,791	34,567	37,723	28,370
Total Chemicals, etc. "	—	—	—	—	—	7,39,925	6,60,615	5,35,988	4,67,237	3,70,696
COAL AND COKE Tons	338,560	346,744	341,366	296,416	273,166	49,39,939	41,66,216	41,19,126	36,25,830	33,01,258
COFFEE Cwts.	432	374	451	332	246	38,352	35,334	42,456	27,132	16,853
COIR—										
Manufactured (excluding rope) Tons	160	197	125	110	58	53,673	71,344	48,379	40,197	17,571
CORDAGE AND ROPE OF VEGETABLE FIBRE (excluding JUTE AND COTTON) Cwts.	1,142	1,353	900	694	984	42,791	45,030	31,267	23,191	25,985
DRUGS AND MEDICINES (excluding CHEMICALS AND NARCOTICS) Value	—	—	—	—	—	1,11,717	1,01,596	1,15,764	90,502	91,161
DYEING AND TANNING SUBSTANCES—										
Barks for tanning Cwts.	4,693	1,568	3,054	1,352	4,335	20,112	9,013	14,330	7,339	17,465
Cutch and gambier "	918	853	958	754	800	26,935	26,506	27,843	19,781	15,509
Myrobalans "	1,250	313	4,392	580	53	7,753	2,633	29,743	4,881	409
Turmeric "	9,192	10,753	11,737	12,224	11,095	1,12,417	1,61,223	1,80,031	1,38,006	1,14,178
Other sorts "	1,328	3,098	4,273	1,916	896	18,295	17,530	19,680	17,279	10,743
Total dyeing and Tanning substances "	17,871	16,585	24,414	17,326	17,179	1,35,512	2,36,910	2,72,127	1,87,766	1,58,309
EARTHENWARE AND PORCELAIN (including PIPES OF EARTHENWARE) Value	—	—	—	—	—	40,315	42,943	35,655	32,470	22,514
FIBRE FOR BRUSHES AND BROOMS Tons	4	18	61	22	11	1,362	6,375	20,516	4,932	3,520

No. 13—continued
CEYLON—continued
EXPORTS THERE TO—continued

INDIAN MERCHANDISE—continued

ARTICLES	QUANTITY					VALUE				
	1927-28	1928-29	1929-30	1930-31	1931-32	1927-28	1928-29	1929-30	1930-31	1931-32
FISH (excluding CANNED FISH)						R	R	R	R	R
Fish, dry, unsalted . . . Owts.	63,452	82,489	48,425	66,706	81,831	11,56,532	15,31,676	7,24,983	10,91,829	12,98,216
" " salted . . . "	236,545	203,073	221,107	184,120	140,135	55,96,546	44,89,091	49,59,101	42,52,151	23,54,775
Fishmaws and Sharkfins . . . "	143	1,159	854	15	75	12,339	43,325	42,118	1,150	4,300
Fish, wet, salted (sgaps) . . . "	14,205	8,258	11,301	7,202	9,624	58,246	48,010	69,940	50,382	61,217
Total of Fish . . . "	314,350	294,979	281,777	258,043	231,665	68,23,718	61,14,100	57,06,142	53,95,512	42,19,002
RODDERS, BRAN, AND POLLARDS (excluding OILCAKE) . . . Tons	5,960	6,552	6,119	7,368	6,881	5,18,993	5,21,318	5,26,301	4,98,792	3,85,608
FRUITS AND VEGETABLES—										
Fresh fruits and vegetables—										
Fresh fruits . . . Value	—	—	—	—	—	83,323	31,628	41,529	13,036	19,721
Fresh vegetables of all kinds . . . "	—	—	—	—	—	26,91,318	23,43,464	24,45,492	24,83,278	16,32,479
Fruits and vegetables: dried, salted, or preserved, all sorts . . . Tons	3,646	3,361	3,497	1,860	2,010	6,76,585	6,47,657	5,06,909	2,55,795	2,34,322
Total Fruits and Vegetables . . . Value	—	—	—	—	—	34,51,731	35,22,744	29,93,926	27,52,709	18,86,522
FURNITURE AND CABINET-WARE . . . "	—	—	—	—	—	12,580	16,773	25,044	19,251	9,088
GLASS AND GLASSWARE . . . "	—	—	—	—	—	23,344	10,235	16,441	10,434	6,150
GRAIN, PULSE, AND FLOUR—										
Barley . . . Tons	111	114	98	52	64	16,618	18,682	15,519	5,262	5,193
Jowar and bajra . . . "	50	47	65	129	57	6,772	7,183	11,247	15,647	6,062
Oats . . . "	630	602	361	62	170	1,21,334	1,00,828	69,893	10,710	25,705
Pulse—										
Beans . . . "	938	1,025	755	992	735	1,56,053	1,36,212	1,10,254	1,17,031	74,340
Gram . . . "	3,364	3,209	2,930	3,015	3,317	5,72,425	5,74,340	5,28,286	4,79,110	4,13,498
Lentils . . . "	488	932	776	413	459	1,09,619	2,24,673	1,92,419	94,456	74,591
Other sorts . . . "	14,071	11,836	11,693	13,056	13,916	24,48,524	23,25,171	24,43,287	19,21,254	17,60,698
Total Pulse . . . "	18,856	17,052	17,154	17,476	18,427	32,87,221	32,60,398	32,80,276	26,12,461	23,23,127
Rice in the husk . . . "	33,726	42,776	22,374	17,413	20,803	34,58,110	39,44,831	17,83,805	10,70,355	10,76,529
Rice, not in the husk—										
Boiled rice . . . "	442,655	401,328	404,934	423,536	395,022	7,20,52,595	6,42,07,697	6,15,08,636	5,88,73,974	3,55,29,817
Cleaned rice . . . "	4,005	4,742	1,639	2,407	4,882	8,03,659	9,73,932	2,94,538	3,33,331	4,43,562
Broken cleaned rice . . . "	13,832	10,862	19,598	17,997	9,778	13,80,880	13,93,459	25,14,989	18,98,355	6,37,585
Other sorts . . . "	211	317	266	297	187	61,316	63,327	90,238	84,838	50,114
Total Rice, not in the husk . . . "	460,903	417,149	423,345	444,337	409,869	7,47,78,450	6,66,13,415	6,44,08,451	5,61,90,543	3,66,61,028
Rice flour and ground rice . . . "	21	16	28	17	6	5,031	3,792	6,859	3,160	1,280
Wheat . . . "	24	26	33	75	145	6,765	6,114	8,296	13,592	20,199
Wheat flour . . . "	4,139	2,922	1,391	1,254	812	9,05,997	4,40,009	2,32,027	2,20,917	88,316
Other sorts . . . "	98	142	120	113	121	21,148	27,428	23,371	13,208	13,447
Total Grain, Pulse, and Flour . . . "	518,558	479,946	487,809	480,828	450,474	8,26,07,442	7,44,23,678	6,98,89,244	6,01,60,245	4,02,20,886
HARDWARE AND CUTLERY, including PLATED WARE . . . Value	—	—	—	—	—	2,45,786	1,96,593	2,42,874	2,21,384	96,530
HIDES AND SKINS, RAW . . . No.	—	—	—	—	—	25,973	15,050	15,277	11,194	7,993
HORNS, TIPS AND PINCES OF BONE . . . Owts.	260	560	780	770	725	2,570	5,600	8,400	7,423	2,440
INSTRUMENTS, APPARATUS, AND APPLIANCES, AND PARTS THEREOF . . . Value	—	—	—	—	—	2,38,248	1,18,716	1,13,008	90,355	1,31,431
JEWELLERY (excluding IMITATION JEWELLERY AND PRECIOUS STONES AND PEARLS UNSET), ALSO PLATE OF GOLD AND SILVER . . . Owts.	—	—	—	—	—	5,388	3,336	1,210	4,240	330
LAC . . . Owts.	98	244	117	134	107	16,640	35,215	15,358	9,424	6,309
LACQUERED WARE (OF INDIAN MANUFACTURE) . . . Value	—	—	—	—	—	5,720	2,343	766	628	980
LEATHER—										
Hides, tanned or dressed . . . Tons	—	2	1	—	—	14,154	18,945	13,007	4,292	5,261
Skins, tanned or dressed—										
Goat skins . . . Tons	—	—	—	—	—	7,365	6,280	11,873	5,618	3,078
Sheep skins . . . Tons	—3,941	—4,602	—9,996	—3,052	—4,870	43,481	35,965	21,600	18,496	13,184
Other skins . . . Tons	—49,566	—42,893	—25,535	—23,914	—29,012	1,10,073	2,268	27,803	2,709	884
Total Skins, tanned or dressed . . . Tons	—53,507	—47,495	—35,531	—27,066	—34,882	1,60,921	42,468	61,276	27,017	17,146

No. 13—continued
CEYLON—continued

EXPORTS THERETO—continued

INDIAN MERCHANDISE—continued

ARTICLES	QUANTITY					VALUE				
	1927-28	1928-29	1929-30	1930-31	1931-32	1927-28	1928-29	1929-30	1930-31	1931-32
LEATHER—						R	R	R	R	R
Unwrought . . . Cwts.	9	14	52	105	79	2,600	3,888	13,618	20,234	21,4
Manufactures (excluding boots and shoes) . . . Value	—	—	—	—	—	64,748	48,004	57,149	46,661	50,1
Total Leather . . . "	—	—	—	—	—	2,42,428	1,13,300	1,45,060	98,204	93,9
MACHINERY AND MILL-WORK . . . Value	—	—	—	—	—	20,648	5,242	13,417	7,127	5,0
MANURES—										
Bones—										
Bones for manurial purposes . . . Tons	97	117	50	..	842	5,592	9,325	3,498	..	64,87
Bonemeal . . . "	11,640	9,065	10,963	12,833	10,051	10,80,497	8,75,723	9,60,298	10,44,641	5,28,61
Total Bones . . . "	11,737	9,182	11,013	12,838	10,893	10,86,089	8,85,548	9,63,796	10,44,641	5,93,51
Fish manures . . . "	4,113	2,939	2,103	919	2,590	5,78,534	3,05,837	2,23,627	1,28,258	2,57,91
Fish guano . . . "	1,469	1,184	291	275	22	2,47,152	1,98,789	33,061	44,439	2,61
Total Fish manures and guano . . . "	5,582	4,123	2,394	1,194	2,612	8,25,686	5,04,626	2,56,688	1,72,727	2,60,51
Hornmeal . . . "	145	144	120	89	50	22,750	16,950	15,430	10,240	3,21
Sulphate of ammonia . . . "	2,852	10	..	4,850	2,977	4,00,458	2,050	..	5,62,600	3,74,07
Other kinds . . . "	3,732	3,179	1,964	2,213	1,867	6,32,984	4,79,148	3,63,088	3,38,625	2,37,91
Total Manures . . . "	23,548	16,638	15,491	21,184	18,390	29,67,967	18,88,322	15,99,002	21,28,833	14,69,31
MATS AND MATTING, except coir and rubber . . . Sq. Yards	301,859	274,866	295,474	362,716	177,497	31,720	36,238	20,093	49,074	19,91
METALS AND ORES—										
Brass, Bronze, and similar alloys, wrought . . . Cwts.	5,929	5,289	4,685	4,012	3,415	6,77,920	4,89,302	4,53,834	2,95,107	2,03,68
Copper, excluding ore . . . "	2,106	1,897	781	504	485	1,79,149	1,15,624	63,582	51,349	38,24
Iron or Steel, excluding ore Tons	485	685	201	128	135	26,754	35,031	12,030	10,266	8,66
Lead . . . Cwts.	85,808	77,748	87,927	68,591	57,267	17,08,369	15,86,818	16,58,823	11,79,224	8,09,29
Other metals . . . "	11,880	248	87	313	103	4,01,476	19,515	12,478	33,317	7,851
Total Metals and Ores Tons	5,181	4,919	4,875	3,802	3,198	26,02,435	22,46,290	22,01,347	15,69,363	11,27,74
OILS—										
Animal . . . Gals.	2,022	2,105	211	602	128	4,213	6,065	676	1,695	390
Essential . . . "	1,268	2,816	2,724	1,894	1,156	21,107	47,400	45,054	27,006	12,189
Mineral . . . "	68,957	69,680	23,557	9,882	4	54,524	53,050	48,575	23,198	17
Vegetable, non-essential—										
Castor . . . "	31,205	25,170	25,648	21,550	18,144	69,960	54,438	50,981	40,506	24,290
Coconut . . . "	1,574	649	1,458	624	911	3,467	2,732	7,897	8,835	5,644
Groundnut . . . "	33,715	35,946	28,958	18,404	10,129	67,566	62,892	47,046	24,585	9,656
Linseed . . . "	5,748	3,613	5,377	1,508	2,458	14,108	9,038	13,547	3,606	4,706
Scamnum (til or linill) . . . "	15,605	13,432	11,865	8,069	5,011	45,310	37,331	30,848	10,736	9,781
Other sorts . . . "	15,083	12,968	13,709	11,574	11,740	29,983	25,599	26,914	21,220	13,820
Total Vegetable, non-essential . . . "	103,110	91,797	87,915	61,729	48,398	2,35,394	1,92,030	1,78,133	1,13,488	67,897
Total Oils . . . "	165,999	145,348	113,507	74,107	49,681	3,15,285	2,98,545	2,72,437	1,65,887	80,493
OILCAKES—										
Castor cake . . . Tons	50	1,107	111	861	1,812	3,424	1,27,857	10,554	49,068	91,140
Groundnut cake . . . "	29,745	25,058	25,560	21,613	20,340	32,50,448	26,80,225	26,78,409	16,04,571	14,69,570
Stape and scamnum cake . . . "	16,543	17,830	16,481	14,835	11,930	25,56,116	24,52,414	19,24,788	15,31,775	10,38,686
Other sorts . . . "	588	1,607	1,148	1,444	385	48,535	1,94,798	1,13,652	82,637	23,910
Total Oilcakes . . . "	46,926	45,602	43,300	38,753	34,476	58,60,623	54,55,294	47,87,403	33,58,101	26,23,306

No. 13—continued

CEYLON—continued

EXPORTS THERETO—continued

INDIAN MERCHANDISE—continued

ARTICLES	QUANTITY					VALUE				
	1927-28	1928-29	1929-30	1930-31	1931-32	1927-28	1928-29	1929-30	1930-31	1931-32
PAINTS AND PAINTERS' MATERIALS . . . Value	—	—	—	—	—	R 7,874	R 7,827	R 14,576	R 7,756	R 11,620
PARAFFIN WAX . . . Tons	21	42	25	21	14	9,565	19,144	11,620	9,205	5,880
PERFUMERY (not being PERFUMED SPIRITS) . Value	—	—	—	—	—	81,190	38,452	30,285	38,053	33,487
PRINTING AND LITHOGRAPHING MATERIALS (excluding PAPER) . . . "	—	—	—	—	—	39,608	17,888	26,833	14,499	11,709
PROVISIONS AND OILMAN'S STORES—										
Butter . . . Cwts.	2,183	2,104	2,157	1,986	1,426	2,45,366	2,19,397	2,25,525	1,96,309	1,35,743
Ghi "	4,348	3,786	2,973	2,465	2,017	3,23,990	3,22,757	2,36,618	1,86,017	1,46,296
Pickles, chutnies, and condiments . . . "	901	926	596	413	379	26,620	26,861	21,570	13,638	12,352
Other sorts of provisions . . . Value	—	—	—	—	—	3,31,864	3,32,811	4,16,444	3,81,543	2,59,753
Total Provisions and Oilman's stores . . . "	—	—	—	—	—	9,27,830	9,01,826	9,00,162	7,79,397	5,54,144
RUBBER, RAW . . . Lbs.	5,483,070	6,313,931	5,806,867	5,324,637	1,827,763	61,41,470	61,78,433	51,02,148	43,20,638	7,89,112
" MANUFACTURE Value	—	—	—	—	—	45,626	6,265	23,609	8,708	4,047
SALT Tons	14,694	10,150	1	3	1	2,79,139	1,89,114	240	429	301
SEEDS—										
Oilseeds—										
Essential—										
Ajama . . . Tons	19	31	17	13	19	7,233	10,768	6,570	7,005	3,705
Coriander . . . "	1,077	380	104	351	538	3,88,987	1,28,972	19,377	72,716	1,14,680
Cummin (other than black) . . . "	9	14	8	263	104	7,105	10,400	6,455	2,10,224	1,58,088
Fennel "	173	246	216	213	218	71,422	1,01,878	88,151	33,953	84,775
Fenugreek "	345	293	330	353	316	1,20,101	97,808	1,07,753	1,27,077	1,04,424
Other sorts "	15	37	26	11	15	5,331	11,669	10,106	4,127	5,274
Total Seeds, Essential . . . "	1,688	1,001	701	1,209	1,304	6,00,179	3,55,990	2,38,412	5,05,102	4,75,946
Non-essential—										
Cotton "	1,165	876	933	801	894	1,39,021	1,16,199	1,05,611	37,255	72,388
Groundnuts "	451	335	453	486	523	86,804	64,250	79,401	63,612	46,438
Mustard "	16	8	12	92	100	5,148	3,230	4,371	19,357	15,039
Poppy "	23	39	26	20	18	8,655	12,530	10,570	8,915	6,830
Rape "	367	293	237	172	362	1,15,440	86,015	69,726	59,150	1,15,830
Sesamum (til or jinjil) . . . "	1,032	1,121	516	183	317	5,03,155	3,97,879	1,48,292	27,122	78,561
Other sorts "	44	13	30	17	14	16,662	5,067	7,611	4,785	3,879
Total Seeds, non-essential . . . "	3,098	2,695	2,207	1,721	2,223	9,40,485	5,84,069	4,25,582	1,69,106	3,39,021
Other than oilseeds "	243	191	18	20	16	76,052	63,430	7,799	8,448	7,446
Total Seeds "	5,379	3,887	2,926	2,950	3,548	16,17,316	10,04,389	6,71,708	7,82,746	8,22,413
SOAP Cwts.	171	165	214	99	195	2,623	5,189	12,662	5,743	9,229

No. 13—continued
CEYLON—continued
 EXPORTS THERE TO—continued

INDIAN MERCHANDISE—continued

ARTICLES	QUANTITY					VALUE				
	1927-28	1928-29	1929-30	1930-31	1931-32	1927-28	1928-29	1929-30	1930-31	1931-32
						R	R	R	R	R
Specimens illustrative of natural sciences . . . Value	—	—	—	—	—	848	1,112	12,712	929	1,371
SPICES—										
Cardamoms . . . Cwts.	18	25	9	99	36	7,980	7,176	1,194	22,967	9,01
Chilies . . . "	188,900	143,390	184,961	152,619	146,960	33,96,522	29,88,727	35,57,229	29,94,843	20,96,40
Ginger . . . "	1,915	2,488	3,088	2,533	2,208	56,701	1,14,134	1,25,947	88,205	42,01
Pepper . . . "	2,073	1,435	1,798	2,225	1,148	1,73,047	1,34,428	1,44,787	88,102	52,04
Other sorts . . . "	223	71	24	4	19	2,099	2,844	883	269	65
Total Spices . . . "	143,129	147,609	189,780	157,480	150,871	86,86,849	32,47,809	36,29,940	31,89,386	22,00,141
STATIONERY (excluding PAPER) . . . Value	—	—	—	—	—	22,849	16,314	16,778	14,530	29,98
STONE AND MARBLE . . . Tons	3,275	1,275	2,494	1,103	573	32,321	16,216	18,548	7,704	3,771
SUGAR—										
Sugar, 16 Dutch standard and above . . . "	37	48	65	—	—	11,868	17,711	20,554	—	—
Sugar 23 Dutch standard and above . . . "	—	—	—	37	54	—	—	—	18,588	18,584
Sugar, 15 Dutch standard and below . . . "	534	458	114	353	132	1,23,785	1,05,597	28,179	62,110	28,064
Molasses including palmyra and cane jaggery . . . "	1,308	1,183	978	390	658	2,91,881	2,65,151	2,27,120	99,496	1,05,043
Total Sugar . . . "	1,879	1,689	1,157	780	844	4,27,534	3,88,459	2,75,853	1,75,192	1,43,171
TALLOW AND STEARINE (including GREASE AND ANIMAL FAT) . . . Cwts.	269	277	23	6,825	5,986	829
TEA, BLACK . . . Lbs.	4,716,351	4,648,215	3,733,103	5,005,974	2,906,768	33,53,295	32,98,990	26,59,011	37,06,645	20,31,427
TEXTILES—										
Cotton—										
Raw . . . Tons	907	970	840	1,048	592	10,21,869	11,22,470	9,15,040	10,72,765	5,44,019
Waste . . . Cwts.	8,832	2,910	2,966	2,036	2,243	1,03,727	99,309	1,02,180	59,362	59,382
Twist and yarn . . . Lbs.	92,966	98,955	1139,117	260,745	138,861	70,242	71,494	1,37,353	1,45,411	68,999
Manufactures—										
Canvas . . . Yards	3,195	3,241	2,025	945	465	2,506	6,183	870	472	371
Hosiery . . . Value	—	—	—	—	—	3,059	14,966	7,898	18,139	1,298
Piece goods—										
Grey (unbleached) Yards	252,288	354,160	74,797	79,113	116,323	1,09,837	1,40,030	39,934	25,703	45,811
White (bleached) "	219,866	136,449	233,002	53,103	42,594	1,09,409	54,090	83,390	23,789	16,075
Coloured, printed, or dyed . . . "	19,176,923	17,344,362	18,459,566	17,431,251	16,945,208	84,81,930	80,55,004	78,10,325	73,44,415	69,05,274
Total Piece goods . . . "	19,649,072	17,335,471	18,767,365	17,613,466	17,104,625	87,01,226	82,49,124	79,38,649	72,03,912	69,66,660
Thread, sewing . . . Lbs.	20,688	32,358	18,555	9,152	18,330	30,325	34,464	25,667	11,700	21,091
Other sorts of manufactures . Value	—	—	—	—	—	1,03,393	95,200	33,021	75,069	35,601
Total Cotton manufactures (including twist and yarn) . . . "	—	—	—	—	—	89,11,251	84,71,481	81,78,458	75,44,703	70,94,020

No. 13—continued
 CEYLON—continued
 EXPORTS THERE TO—continued

INDIAN MERCHANDISE—concluded

ARTICLES	QUANTITY					VALUE				
	1927-28	1928-29	1929-30	1930-31	1931-32	1927-28	1928-29	1929-30	1930-31	1931-32
TEXTILES—continued						₹	₹	₹	₹	₹
Haberdaenery and Millinery Value	—	—	—	—	—	29,346	36,330	43,337	16,924	11,308
Hemp, Raw . . . Cwts.	378	546	532	367	116	5,072	6,456	7,607	5,103	1,500
Jute—										
Manufactures—										
Sacking gunny bags . No.	1,492,866	1,708,215	1,730,694	1,519,211	1,626,963	6,69,737	7,51,188	6,55,000	4,41,720	4,07,045
Hessian " " "	5,324	40,000	57,250	4,000	26,250	2,337	12,400	43,845	960	8,860
Total Gunny bags . "	1,498,190	1,748,215	1,787,944	1,523,211	1,653,213	6,72,074	7,63,588	6,98,845	4,42,680	4,16,811
Sacking gunny cloth . Yards	100	—	25,000	—	—	55	—	4,750	—	—
Hessian gunny cloth "	3,310,070	3,445,362	3,241,640	2,999,000	2,865,280	7,72,242	8,52,688	6,74,835	3,37,392	3,77,438
Ropes and twine . Cwts.	3,781	3,926	3,931	4,498	3,015	73,792	75,853	75,138	91,632	48,300
Other kinds . Value	—	—	—	—	—	23,510	18,413	18,658	9,211	4,407
Total Jute manufactures (including twist and yard)	—	—	—	—	—	15,41,673	17,10,542	14,72,276	8,80,015	8,47,056
Silk manufactures—										
Goods of silk mixed with other materials "	726,262	560,377	235,914	154,553	405	4,23,241	2,95,058	1,16,304	50,813	410
Piece goods . Yards	12,547	7,302	11,082	2,838	753	15,800	7,347	13,223	3,308	1,472
Other sorts . Lbs.	446	—	7	32	7	2,911	—	103	232	60
Total Silk manufactures Value	—	—	—	—	—	4,46,052	3,02,405	1,29,630	54,353	1,942
Wool manufactures—										
Carpets and rugs . Lbs.	385,076	367,038	419,279	339,168	443,388	1,99,809	1,91,855	2,00,209	1,48,180	1,77,524
Other sorts . Value	—	—	—	—	—	6,043	1,451	7,450	19,330	24,297
Total Woollen manufactures	—	—	—	—	—	2,05,852	1,92,306	2,07,659	1,67,516	2,01,821
Other Textiles (manufactured)	—	—	—	—	—	3,926	1,17,199	3,49,517	4,66,826	3,35,034
RAGGON—										
Unmanufactured . Lbs.	84,270	130,685	139,650	129,303	151,302	37,448	57,333	55,314	45,817	33,536
Manufactured . "	295,033	239,960	236,181	250,396	175,362	2,79,190	2,50,681	2,34,384	2,22,462	1,41,106
TOYS AND REQUISITES FOR GAMES AND SPORTS, including FISHING TACKLE (other than FIREARMS) . Value	—	—	—	—	—	16,098	19,118	22,333	20,063	11,236
UMBRELLAS, including PARASOLS AND SUNSHADES . No.	110,801	114,196	61,954	35,967	30,589	1,96,162	1,95,626	1,03,185	50,779	37,454
WAX OF ALL KINDS, other than PARAFFIN WAX (excluding CANDLES) . Cwts.	378	260	317	353	240	41,005	23,798	14,736	16,277	13,737
WOOD AND TIMBER—										
Teak wood . Cubic Tons	4,088	3,627	2,023	1,435	1,431	6,30,020	5,47,530	3,00,705	2,25,394	1,66,891
Manufactures of wood (other than furniture and cabinetware) . Value	—	—	—	—	—	18,812	10,499	13,735	9,707	9,417
Other kinds of wood and timber . "	—	—	—	—	—	14,370	25,474	46,963	16,360	11,096
Total Wood and Timber	—	—	—	—	—	6,63,202	5,83,553	3,61,403	2,51,461	2,07,404
METAL ARTICLES . "	—	—	—	—	—	52,60,033	33,96,631	35,85,325	23,01,698	17,77,140
ALL OTHER ARTICLES OF MERCHANDISE . "	—	—	—	—	—	1,90,352	1,94,608	1,97,947	1,81,815	2,16,513
GRAND TOTAL . "	—	—	—	—	—	15,22,45,692	13,76,69,135	12,78,58,403	11,03,86,381	7,63,87,742

No. 13—continued
 CEYLON—continued
 EXPORTS THERETO—continued

FOREIGN MERCHANDISE

ARTICLES	QUANTITY					VALUE				
	1927-28	1928-29	1929-30	1930-31	1931-32	1927-28	1928-29	1929-30	1930-31	1931-32
						R	R	Rs	R	R
ANIMALS, LIVING										
Horses No.	60	57	55	36	25	1,95,625	3,01,350	2,04,500	1,89,698	1,28,200
APPAREL including DEAFERY, UNIFORMS, AND ACCOUTREMENTS, BUT (excluding HOSIERY AND BOOTS AND SHOES) . Value	—	—	—	—	—	55,342	81,926	53,040	88,918	17,298
BOOKS, PRINTED, AND PRINTED MATTER (not being STATIONERY), including MAPS AND CHARTS . Cwts.	262	515	885	296	216	41,800	1,21,885	48,851	40,983	25,945
BOOTS AND SHOES . Pairs	1,216	468	554	306	4,086	2,111	775	5,048	67	5,168
BUILDING AND ENGINEERING MATERIALS, other than OF IRON, STEEL OR WOOD . Value	—	—	—	—	—	1,260	8,380	17,740	9,112	11,780
CHEMICALS AND CHEMICAL PREPARATIONS (excluding CHEMICAL MANURES AND MEDICINES) . "	—	—	—	—	—	56,558	23,948	23,554	10,873	22,415
CUTLERY "	—	—	—	—	—	7,159	10,398	11,987	9,900	7,024
DRUGS AND MEDICINES (excluding CHEMICALS AND NARCOTICS)—										
Anesthetics Cwts.	99	119	140	109	114	7,987	7,500	9,830	8,370	6,535
Camphor Lbs.	865	..	3,738	3,970	156	2,062	..	6,942	8,145	165
Other sorts of Drugs and Medicines . Value	—	—	—	—	—	36,118	35,984	46,453	45,243	43,609
Total of Drugs and Medicines . "	—	—	—	—	—	46,262	43,484	63,225	61,758	50,309
DYING AND TANNING SUBSTANCES—										
Aniline Lbs.	5,09,140	19,723	16,071	13,235	15,623	9,20,384	87,019	30,236	25,958	47,607
Other sorts Value	—	—	—	—	—	2,18,198	15,990	5,904	2,355	1,104
Total Dying and Tanning substances "	—	—	—	—	—	11,38,582	58,909	36,140	28,313	48,711
FRUITS AND VEGETABLES—										
Fruits and vegetables: dried, salted, or preserved—										
Date Tons	87	33	16	45	8	26,519	6,990	4,558	8,710	2,175
Other sorts "	215	172	82	42	88	1,77,407	1,31,900	62,597	28,384	54,910
GLASS AND GLASSWARE . Value	—	—	—	—	—	12,750	22,160	11,702	6,780	5,876
GUMS AND RESINS Cwts.	758	1,276	1,672	1,398	1,273	26,883	51,576	72,382	55,395	48,419
HARDWARE (excluding CUTLERY AND ENGRAVED WARE) . Value	—	—	—	—	—	4,75,830	5,41,174	3,87,439	8,40,875	7,36,100

No. 13—continued
 CEYLON—continued
 EXPORTS THERETO—continued

FOREIGN MERCHANDISE—continued

ARTICLES	QUANTITY					VALUE				
	1927-28	1928-29	1929-30	1930-31	1931-32	1927-28	1928-29	1929-30	1930-31	1931-32
						R	R	R	R	R
INSTRUMENTS, APPARATUS, AND APPLIANCES, AND PARTS THEREOF—										
Electrical . . . Value	—	—	—	—	—	39,987	58,406	41,018	45,730	24,781
Musical "	—	—	—	—	—	32,318	19,580	16,079	25,741	7,676
Photographic . . . "	—	—	—	—	—	7,502	18,191	17,022	20,111	96,498
Other kinds "	—	—	—	—	—	37,328	27,460	18,298	17,876	11,620
Total Instruments, Apparatus, and parts thereof	—	—	—	—	—	1,17,682	1,18,627	92,407	1,09,458	1,40,576
JEWELLERY (excluding IMITATION JEWELLERY AND PRECIOUS STONES AND PEARLS, UNSET), ALSO PLATE OF GOLD AND SILVER—										
Jewellery "	—	—	—	—	—	7,400	..	4,100
LEATHER MANUFACTURES (excluding BOOTS AND SHOES).										
" "	—	—	—	—	—	9,981	15,150	4,893	5,886	6,362
LIQUORS—										
Spirit Gals.	3,065	3,194	1,885	3,295	16,196	4,394	4,586	5,981	5,808	24,821
Wines "	181	595	250	142	706	3,501	6,171	4,709	2,778	13,090
Other Sorts "	51	140	298	37	24	200	657	1,493	384	40
Total Liquors	3,297	3,928	2,433	3,474	16,926	8,095	11,414	12,183	8,465	37,951
MACHINERY AND MILL-WORK										
" Value	—	—	—	—	—	1,52,514	1,29,868	1,74,255	1,71,407	1,22,618
MATCHES										
" Gross of boxes	7,650	20,990	600	..	1,900	11,050	41,243	450	..	4,275
METALS AND ORES—										
Copper Cwts.	70	29	69	30	46	5,500	2,785	5,866	2,080	8,614
Iron or Steel . . . Tons	32	49	32	26	31	15,411	7,921	10,914	11,079	9,192
Lead Cwts.	24	180	4	2	288	650	12,104	80	100	5,785
Others Tons	8	9	6	0	11	25,254	24,017	15,123	16,205	20,680
Total Metals and Ores	45	68	42	37	59	46,815	46,827	31,983	29,414	39,227
OILS—										
Mineral Gals.	144,477	2,188,180	253,436	32,578	577,358	64,912	1,62,229	78,797	56,064	1,46,370
Other sorts "	47	239	73	66	285	360	475	2,355	1,535	1,095
Total Oils	144,524	2,188,419	253,509	32,644	577,643	65,272	1,63,304	76,152	57,599	1,46,465
PAINTS AND PAINTERS' MATERIALS—										
Paints and Colours . Cwts.	349	194	241	105	77	39,826	16,074	17,386	7,319	5,951
PAPER AND PAPERBOARD										
" Value	—	—	—	—	—	8,007	6,814	4,460	7,349	4,939
PERFUMERY not being PER- FUMED SPIRITS										
" "	—	—	—	—	—	16,705	10,993	5,830	7,906	7,405
PRINTING AND LITHO- GRAPHING MATERIALS										
" "	—	—	—	—	—	3,792	4,084	1,273	983	60
PROVISIONS AND OILMAN'S STORES										
" Cwts.	123	151	36	610	66	9,733	14,413	7,462	42,831	11,207
RAILWAY PLANT AND ROLL- ING STOCK (a)										
" Value	—	—	—	—	—	3,105	—	—	—	—
RUBBER MANUFACTURES.										
" "	—	—	—	—	—	34,493	72,265	83,437	1,22,944	1,52,337
SEEDS										
" Tons	47	..	193	1	7	31,656	690	62,945	1,089	2,390

(a) Discontinued from 1928-29

No. 13—continued
 CEYLON—concluded
 EXPORTS THERE TO—concluded

FOREIGN MERCHANDISE—concluded

ARTICLES	QUANTITY					VALUE				
	1927-28	1928-29	1929-30	1930-31	1931-32	1927-28	1928-29	1929-30	1930-31	1931-32
SPICES Cwts.	74	171	246	281	107	4,445	7,648	18,402	12,985	0,304
STATIONERY (excluding PAPER) Value	—	—	—	—	—	12,342	10,623	15,783	12,833	7,031
SUGAR— Sugar, 18 Dutch standard and above Tons	199	1,073	150	—	—	59,720	2,66,471	29,995	—	—
TEXTILES— Cotton— Raw Lbs.	88	22	9	31	136	76,300	31,200	11,000	32,000	1,45,004
Twist and yarn Lbs.	4,100	5,400	5,085	9,479	7,060	5,891	6,840	6,079	6,877	0,555
Manufactures— Handkerchiefs and Shawls in the piece No.	14,279	34,066	60	4,525	9,210	110
Piecegoods— Grey (unbleached) Yards	249,325	74,252	13,630	105,756	28,852	86,601	23,588	3,550	31,074	6,611
White (bleached) "	543,031	412,990	252,205	214,500	56,356	2,96,003	2,07,931	1,33,069	85,668	16,649
Coloured, printed, or dyed "	778,657	762,444	585,754	436,285	228,887	3,14,848	2,50,490	1,99,499	1,20,282	62,071
Total of cotton piecegoods "	1,571,513	1,289,686	851,589	756,541	314,095	6,97,652	4,91,009	3,36,118	2,46,024	86,231
Thread, sewing Lbs.	1,529	1,036	550	764	5,483	2,559	1,833	1,151	1,758	6,923
Other sorts of manufactures Value	—	—	—	—	—	7,931	4,973	5,717	3,376	637
Total Cotton manufactures (including twist and yarn) "	—	—	—	—	—	7,18,058	5,13,865	3,49,065	2,60,085	1,00,465
Haberdashery and Millinery "	—	—	—	—	—	24,582	20,351	17,950	11,102	12,483
Silk— Manufactures— Piecegoods Yards	3,536	4,067	150	240	..	4,985	6,494	1,800	550	..
Other sorts Value	—	—	—	—	—	..	452	180	..	1,700
Total Silk manufactures "	—	—	—	—	—	4,985	6,946	1,980	550	1,700
Wool— Manufactures— Piecegoods Yards	16,215	9,557	7,418	2,422	3,072	37,210	22,006	15,003	3,980	6,448
Other sorts Value	—	—	—	—	—	31,794	8,262	15,503	2,417	3,805
Total Woollen manufactures "	—	—	—	—	—	69,004	30,268	30,506	6,397	10,253
Other Textiles, manufactured "	—	—	—	—	—	2,30,600	37,715	52,206	43,046	86,341
TOBACCO, MANUFACTURED Lbs.	1,552	389	1,514	361	470	9,706	1,246	6,269	2,345	4,284
TOYS AND REQUISITES FOR GAMES AND SPORTS including FISHING TACKLE (other than FIREARMS) Value	—	—	—	—	—	13,107	1,137	4,006	1,634	956
UMBRELLAS, including PARASOLS AND SUNSHADES No.	16,604	23,420	24,284	7,078	3,336	42,900	62,690	47,575	12,925	4,765
VEHICLES (excluding LOCOMOTIVES, ETC., FOR RAILWAYS)— Carriages and carts (excluding railway carriages), and parts thereof Value	—	—	—	—	—	50,009	60,857	43,986	41,345	15,701
Ships, parts of (including Launches and Boats) "	—	—	—	—	—	—	14,000	700	200	..
Other sorts "	—	—	—	—	—	41,242	3,29,897	10,36,030	3,13,024	3,24,331
WOOD AND TIMBER— Wood and Timber (excluding Manufactures) "	—	—	—	—	—	1,970	6,400	3,992	446	1,940
Manufactures of wood, other than furniture and cabinetware "	—	—	—	—	—	34,152	1,110	14,102	10,084	20,980
POSTAL ARTICLES "	—	—	—	—	—	22,11,402	12,70,685	10,06,615	6,65,776	5,10,368
ALL OTHER ARTICLES OF MERCHANDISE "	—	—	—	—	—	1,05,493	1,22,986	49,998	97,141	1,20,110
GRAND TOTAL "	—	—	—	—	—	65,40,342	48,05,276	43,15,897	29,26,334	32,23,301
GRAND TOTAL OF INDIAN AND FOREIGN MERCHANDISE "	—	—	—	—	—	15,87,86,534	14,24,74,411	13,21,74,300	11,38,12,715	7,96,11,043

No. 13—continued
STRAITS SETTLEMENTS (INCLUDING LABUAN)
IMPORTS THEREFROM

ARTICLES	QUANTITY					VALUE				
	1927-28	1928-29	1929-30	1930-31	1931-32	1927-28	1928-29	1929-30	1930-31	1931-32
ANIMALS, LIVING—						R	R	R	R	R
Horses No.	62	4	2	18	7	84,070	4,200	800	4,600	6,000
Other kinds "	67	81	1,804	39	67	18,645	27,745	706	2,395	2,240
Total Animals, living "	129	85	1,806	52	74	58,815	31,945	1,506	6,995	8,240
FABRIC (excluding HOSIERY AND BOOTS AND SHOES)—										
Apparel (including drapery, uniforms, accoutrements) Value	—	—	—	—	—	73,093	66,782	65,909	37,137	30,779
Hats, caps, bonnets, and hatter's ware "	—	—	—	—	—	12,151	9,087	6,554	3,702	2,679
Other sorts "	—	—	—	—	—	1,036	1,724	1,200	1,693	1,480
Total Apparel, etc. "	—	—	—	—	—	87,160	78,193	73,663	42,532	34,938
RAWING FOR MACHINERY "	—	—	—	—	—	5,211	6,083	28,226	6,480	7,111
BOOKS, PRINTED, AND PRINTED MATTER (not being STATIONERY), including MAPS AND CHARTS Cwts.	109	121	192	225	236	27,292	10,982	17,646	21,058	23,052
BOOTS AND SHOES—										
All leather Pairs	7,523	6,764	2,926	1,014	2,931	19,189	26,669	10,800	2,675	5,273
RUBBER SOLED—										
With canvas uppers "	—	61,994	64,166	48,661	115,294	—	73,873	74,869	53,206	72,907
Of other materials "	63,673	21,035	15,912	27,142	9,132	32,526	27,012	14,756	13,933	4,685
Total Boots and Shoes "	71,196	89,843	88,004	76,817	1,27,357	1,01,715	1,27,554	1,00,425	69,810	82,864
BRUSHES AND BROOMS—										
Brooms Dozens	64,313	61,920	52,620	53,916	78,639	17,162	22,322	21,097	19,741	16,970
BUILDING AND ENGINEERING MATERIALS, other than OF IRON, STEEL, OR WOOD—										
Asphalt Tons	..	2	490	208	41,535
Cement—										
Portland "	442	442	121	203	160	30,927	27,926	7,192	12,691	8,103
Other kinds "	23	1	2	1	6	1,902	200	317	90	350
Total Cement "	465	443	123	204	166	32,829	28,126	7,509	12,771	8,453
CANES AND RATTANS Cwts.	35,044	28,709	37,033	31,532	30,663	5,27,792	4,16,230	5,10,151	4,32,135	4,01,023
CHEMICALS AND CHEMICAL PREPARATIONS (excluding CHEMICAL MANURES AND MEDICINES)—										
Acids "	307	130	163	126	192	14,410	9,415	8,066	4,796	6,981
Other sorts of Chemicals Value	—	—	—	—	—	10,696	7,868	10,673	9,574	3,632
Total Chemicals, etc. "	—	—	—	—	—	25,106	17,283	18,739	14,370	10,613

* Separately recorded from 1928-29.

STRAITS SETTLEMENTS (INCLUDING LABUAN)—continued

IMPORTS THEREFROM—continued

ARTICLES	QUANTITY					VALUE				
	1927-28	1928-29	1929-30	1930-31	1931-32	1927-28	1928-29	1929-30	1930-31	1931-32
						R	R	R	R	R
CLOCKS AND WATCHES, AND PARTS THEREOF—										
Clocks and timepieces . No.	4,899	542	658	571	658	16,343	5,813	5,640	6,237	5,808
Watches	8,341	4,783	391	234	91	1,07,340	13,868	5,405	4,504	848
Parts of clocks and watches Value	—	—	—	—	—	36	5	89
Total Clocks, etc.	—	—	—	—	—	1,24,225	25,186	11,135	10,791	6,693
COAL AND COKE—										
Coal Tons	2,085	1,191	175	678	9	31,817	4,852	1,766	12,876	162
Coke	171	10,275
COFFEE, other than roasted or ground . Cwts.										
	19,814	8,488	7,544	7,925	504	9,33,488	4,80,010	4,22,387	4,27,109	10,680
CORDAGE AND ROPE OF VEGETABLE FIBRE (excluding JUTE AND COTTON)										
	884	1,028	1,168	633	1,027	31,283	28,068	33,700	21,594	20,046
DRUGS AND MEDICINES (excluding CHEMICALS AND NARCOTICS)—										
Camphor Lbs.	8,421	12,498	9,381	3,761	91,278	17,200	25,019	17,401	5,763	88,606
Proprietary and Patent Medicines Value	—	—	—	—	—	35,540	42,247	30,913	32,513	26,707
Quinine Salts Lbs.	1	1,665	126	30	30,402	3,611
Other sorts of drugs and medicines Value	—	—	—	—	—	4,23,713	4,33,594	4,30,074	4,30,330	1,60,991
Total Drugs and Medicines, etc.	—	—	—	—	—	4,81,483	5,50,860	4,88,298	5,08,008	2,74,991
DYEING AND TANNING SUBSTANCES—										
Cutch and gambler . Cwts.	35,308	35,343	44,463	38,864	36,419	8,83,050	7,80,978	9,52,292	7,95,754	6,88,095
Saffron lbs.	167	500	..	82	..	13,182	23,235	..	2,916	..
Other sorts Value	—	—	—	—	—	9,903	3,321	1,463	5,589	2,189
Total Dyeing and Tanning substances	—	—	—	—	—	9,06,135	7,87,534	9,53,755	8,04,259	6,90,284
EARTHENWARE AND PORCELAIN—										
Earthenware	—	—	—	—	—	67,581	56,365	39,016	33,593	26,942
Porcelain	—	—	—	—	—	10,934	6,879	9,835	5,741	4,221
Total Earthenware and Porcelain	—	—	—	—	—	78,515	63,244	48,851	39,334	31,163
FIREWORKS Lbs.										
	116,221	39,682	17,002	1,113	3,945	43,148	12,774	7,289	1,062	800
FISH (excluding CANNED FISH)—										
Fish, dry, unsalted . Cwts.	210	575	1,406	164	129	11,318	25,137	45,109	7,822	6,205
.. .. salted	76,374	60,040	59,076	55,492	30,426	24,56,906	17,93,014	17,99,874	16,23,225	7,59,406
.. wet, salted (ngapi)	35,269	21,837	17,478	10,986	5,287	4,62,276	2,40,377	1,49,281	91,425	32,684
Other sorts	54	13	2	5	3	642	756	819	285	205
Total Fish (excluding canned fish)	111,907	82,465	78,862	66,647	35,845	29,21,142	20,59,284	19,94,683	17,22,757	7,98,491

No. 13—continued

STRAITS SETTLEMENTS (INCLUDING LABUAN)—continued

IMPORTS THEREFROM—continued

ARTICLES	QUANTITY					VALUE				
	1927-28	1928-29	1929-30	1930-31	1931-32	1927-28	1928-29	1929-30	1930-31	1931-32
FRUITS AND VEGETABLES—						R	R	R	R	R
Fresh fruits and vegetables—										
Fresh fruits—										
Coconuts . . . No.	9,313,088	6,920,257	7,062,878	7,287,214	6,886,358	9,01,274	6,70,525	7,03,024	6,99,366	4,75,816
Others . . . Value	—	—	—	—	—	85,525	1,79,918	1,78,833	99,023	58,363
Fresh vegetables of all kinds . . . "	—	—	—	—	—	2,476	5,840	1,112	2,238	5,040
Total Fresh Fruits and Vegetables . . . "	—	—	—	—	—	9,89,275	8,06,283	8,83,569	8,00,627	5,39,819
Fruits and vegetables: dried, salted, or preserved, not being canned or bottled . . . Tons	938	841	639	542	508	2,11,157	1,21,369	1,29,816	1,18,738	1,06,452
Total Fruits and Vegetables . . . Value	—	—	—	—	—	12,00,432	9,26,652	10,13,385	9,14,365	6,46,271
FURNITURE AND CABINETWARE—										
Furniture of wood (other than bedsteads) . . . "	—	—	—	—	—	20,597	18,422	12,176	11,177	10,646
Furniture of other materials (other than bedsteads) . . . "	—	—	—	—	—	50,165	32,023	18,859	26,539	36,193
Other kinds . . . "	—	—	—	—	—	6,159	7,315	5,613	6,771	7,674
Total Furniture, etc. . . "	—	—	—	—	—	76,921	57,760	36,648	44,487	54,513
GLASS AND GLASSWARE—										
Bottles and phials . . . Gross	11,042	14,119	12,444	8,270	6,953	81,796	85,319	58,423	41,102	37,241
Other glassware . . . Value	—	—	—	—	—	12,112	10,271	17,797	12,828	11,658
Total Glass and Glassware . . . "	—	—	—	—	—	93,908	95,590	76,225	53,930	48,794
GRAIN, PULSE AND FLOUR—										
Beans (dry) . . . Tons	325	621	58	175	185	55,951	89,238	8,948	24,653	25,012
Pulse . . . "	903	1,967	411	1,376	323	1,88,111	2,64,394	70,114	2,01,756	43,445
Rice not in the husk . . . "	25,571	8,260	569	351	104	32,30,951	18,66,900	96,413	46,438	11,360
Wheat flour in bags . . . "	23	19	21	29	13	6,972	6,336	6,529	7,278	2,439
Other sorts . . . "	611	773	352	20	159	76,341	1,28,368	59,167	3,158	21,839
Total Grain, Pulse, and Flour . . . "	27,438	11,540	1,411	1,961	784	35,58,326	19,55,236	2,81,173	2,83,278	1,04,094
GUMS AND RESINS—										
Benjamin . . . Cwts.	20,383	17,603	18,264	15,914	17,781	9,52,705	9,54,309	10,44,761	8,31,829	8,90,833
Dammer (resins) . . . "	60,321	33,064	31,283	28,603	33,127	4,60,579	2,53,271	2,43,671	2,18,611	2,45,372
Rosin . . . "	9,935	21,200	29,355	29,819	19,553	81,493	1,57,322	2,29,701	2,24,554	1,22,499
Other sorts . . . "	2,016	1,973	2,338	2,364	806	81,219	74,599	93,595	77,936	23,702
Total Gums and Resins . . . "	92,655	73,840	81,245	76,700	71,267	15,75,990	14,39,491	15,08,528	13,52,930	12,82,456
HARDWARE, excluding CUTLERY AND ELECTRO-PLATED WARE . . . Value	—	—	—	—	—	1,47,268	1,26,595	1,03,177	58,368	41,953

STRAITS SETTLEMENTS (INCLUDING LABUAN)—continued

IMPORTS THEREFROM—continued

ARTICLES	QUANTITY					VALUE					
	1927-28	1928-29	1929-30	1930-31	1931-32	1927-28	1928-29	1929-30	1930-31	1931-32	
						R	R	R	R	R	
HIDES AND SKINS, RAW—											
Hides, raw	Tons 35	30	..	7	8	21,565	24,558	685	5,700	6,574	
	=No. =2,500	=6,306	=28	=481	=642						
Skins, raw	Tons 123	95	177	168	112	1,19,467	83,186	3,48,580	1,98,765	1,53,085	
	=No. =76,577	=82,720	=103,528	=134,497	=113,239						
Total Hides and Skins, raw	Tons 158	125	177	175	120	1,41,032	1,07,739	3,49,215	2,04,465	1,59,661	
	=No. =78,077	=89,028	=103,556	=134,978	=113,881						
INSTRUMENTS, APPARATUS, AND APPLIANCES, AND PARTS THEREOF—											
Electrical including telegraph and telephone apparatus not being machinery.	Value	—	—	—	—	16,376	74,156	22,066	7,841	25,92	
Musical	Value	—	—	—	—	28,246	33,917	88,654	30,049	29,61	
Photographic—											
Cinematograph films	Length in Feet	404,887	459,944	525,798	916,529	840,794	64,589	62,186	45,913	79,554	37,11
Photographic, other than Cinematograph films	Value	—	—	—	—	—	2,484	25,296	46,221	48,686	46,57
Total Photographic Instruments	Value	—	—	—	—	—	67,073	87,482	92,134	1,28,442	83,71
Other sorts	Value	—	—	—	—	—	23,892	13,671	23,636	16,681	9,52
Total Instruments, Apparatus, and Appliances, etc.	Value	—	—	—	—	—	1,36,087	2,15,226	2,26,490	1,88,810	1,47,90
JEWELLERY (excluding Imitation Jewellery, and Precious Stones and Pearls, Unset), Also Plate of Gold and Silver—											
Jewellery	Value	—	—	—	—	—	31,136	18,141	16,235	7,227	6,72
Plate of gold and silver	Value	—	—	—	—	—	3,828	30,565	3,400	5,351	55,42
Total Jewellery, also plate of gold and silver	Value	—	—	—	—	—	34,964	48,706	24,635	12,578	62,14
LAO—											
Rice and seed	Cwts.	22,788	22,265	76,859	23,270	6,990	20,45,957	16,21,129	50,68,197	3,08,327	1,66,081
Other kinds (including lac-dye)	Value	..	15	1	18	2,052	190	946	..
Total Lao	Value	22,788	22,280	76,860	23,288	6,990	20,45,957	16,23,181	50,68,387	3,04,273	1,66,081

No. 13—continued

STRAITS SETTLEMENTS (INCLUDING LABUAN)—continued

IMPORTS THEREFROM—continued

ARTICLES	QUANTITY					VALUE				
	1927-28	1928-29	1929-30	1930-31	1931-32	1927-28	1928-29	1929-30	1930-31	1931-32
						R	R	R	R	R
LEATHER . . . Value	—	—	—	—	—	25,090	22,020	9,353	10,690	2,234
LIQUORS, including DE-NATURED AND PRESERVED SPIRITS—										
Spirit—										
Whisky . . . Gals.	243	29	63	33	25	8,408	730	1,474	1,245	638
Spirit, present in drugs, medicines or chemicals . . . "	9	78	132	67	1	532	5,276	8,448	8,997	52
Other sorts . . . "	1,452	372	473	440	213	24,081	9,802	10,066	6,766	3,908
Total spirit . . . "	1,704	479	668	540	239	33,111	15,798	19,988	12,008	4,598
Other sorts of liquors . . . "	479	1,264	99	362	240	2,516	3,305	792	3,515	1,638
Total Liquors . . . "	2,183	1,743	767	902	479	35,627	19,103	20,780	15,523	6,236
MACHINERY AND MILLWORK—										
Mining machinery . . . Value	—	—	—	—	—	66,618	325	85,318	67,425	22,429
Other sorts of machinery including printing machinery . . . "	—	—	—	—	—	1,06,752	97,923	2,03,853	1,47,476	83,450
Total Machinery and Millwork . . . "	—	—	—	—	—	1,73,270	98,208	2,89,171	2,14,901	1,05,879
MATCHES -										
Safety . . . Gross of boxes	40,574	17,320	18,540	12,637	346	1,77,639	33,933	27,431	23,709	994
MATS AND MATTING, except COIR AND RUBBER YARDS.	195,531	85,898	93,795	63,347	47,404	66,504	54,391	57,056	42,540	27,260

STRAITS SETTLEMENTS (INCLUDING LABUAN)—continued

IMPORTS THEREFROM—continued

ARTICLES	QUANTITY					VALUE				
	1927-28	1928-29	1929-30	1930-31	1931-32	1927-28	1928-29	1929-30	1930-31	1931-32
						R	R	R	R	R
METALS AND ORES—										
Brass, Bronze, and similar alloys and manufactures thereof . . . Cwts.	3,836	1,681	3,110	11,720	2,296	1,01,692	50,386	95,161	3,30,878	60.2
Copper—										
Old, for re-manufacture ..	1,090	168	362	3,276	1,433	80,127	5,831	13,017	1,28,849	51.3
Others . . . "	26	32	6	108	68	2,230	2,938	525	4,170	2.3
Total Copper (excluding ore) . . . "	1,116	200	368	3,384	1,501	41,360	8,769	13,542	1,28,019	53.7
Steel . . . Tons	..	2	4	7	6	503	1,634	1,214	1,441	1.51
Iron or Steel—										
Tubes, pipes and fittings wrought . .	2	2	122	18	1	2,076	1,297	61,011	14,519	1.89
Other manufactures of iron or steel . .	66	42	99	24	7	20,539	11,645	37,183	16,717	2.34
Total Iron or Steel ..	68	44	221	40	8	22,615	12,942	1,01,194	31,236	4.24
Lead (excluding ore) Cwts.	17	11	..	165	1	1,033	239	..	2,015	89
Tin—										
Unwrought (blocks, ingots, bars, and slabs) ..	68,912	47,374	55,310	53,058	44,468	1,19,21,918	74,03,062	77,13,768	52,81,347	40,60,495
Zinc or Spelter . . . "	37	11	11	59	..	620	238	192	505	..
Other metals . . . Tons	14	12	5	10	2	6,847	6,442	3,009	4,103	1,604
Total Metals (excluding ores) ..	8,615	2,520	3,168	3,474	2,429	1,20,94,941	75,73,285	79,32,908	57,78,539	41,81,999

No. 13—continued

STRAITS SETTLEMENTS (INCLUDING LABUAN)—continued

IMPORTS THEREFROM—continued

ARTICLES	QUANTITY					VALUE				
	1927-28	1928-29	1929-30	1930-31	1931-32	1927-28	1928-29	1929-30	1930-31	1931-32
						R	R	R	R	R
OILS—										
Animal Gals.	5	..	10	216	..	10	..	20	325	..
Essential—										
Cajuputi oil "	1,058	1,542	1,369	1,038	1,189	22,105	27,593	24,129	17,455	18,413
Peppermint "	259	243	370	..	58	15,231	16,458	19,235	..	2,625
Other sorts "	820	629	778	3	38	11,063	10,000	13,404	238	1,200
Total Essential oils . . "	2,137	2,414	2,512	1,041	1,285	49,449	54,141	56,818	17,743	22,238
Mineral—										
Fuel oils "	2,896,323	6,575,401	11,389,595	5,102,298	2,208,692	10,81,045	18,37,400	23,14,247	10,19,886	4,60,377
Kerosene "	3,954,709	852,178	11,260,902	435,929	15,154	15,52,304	6,28,168	58,22,257	2,19,735	9,089
Lubricating oils . . . "	246,233	134,241	20,715	21,462	21,064	2,38,842	1,22,780	30,030	28,773	27,944
Other kinds "	37,732	56,156	1,734,715	1,575,502	68,081	31,245	31,107	11,17,176	9,51,318	37,953
Total Mineral oils . . "	7,135,087	7,617,976	24,411,927	7,135,191	2,312,991	29,03,526	26,19,455	92,89,710	22,19,712	5,15,263
Mineral Grease, including Petroleum Jelly (b) . lbs.	—	—	—	—	9,357	—	—	—	—	1,658
Vegetable, non-essential—										
Coconut Gals.	745	1,036	6,723	585	9,581	2,154	2,515	15,172	1,229	15,176
Other sorts "	9,920	12,559	7,690	6,400	7,624	21,768	23,078	12,854	11,374	10,861
Total Vegetable, non-essential . "	10,665	13,595	14,413	6,985	17,205	23,922	25,593	28,026	12,603	26,037
Total Oils (a) "	7,147,894	7,633,985	24,428,862	7,142,176	—	29,76,907	26,99,189	93,74,574	22,50,383	5,65,191
PAINTS AND PAINTERS' MATERIALS—										
Paints and Colours . Cwts.	322	623	290	181	165	21,798	36,355	19,308	16,337	17,482
Painters' materials (other than paints and colours)—										
Turpentine—										
Turpentine Substitute . "	1,709	105	26,916	3,049
Other kinds Value	—	—	—	—	—	3,920	2,610	1,655	3,438	1,304
Total Paints and Painters' materials . . "	—	—	—	—	—	62,629	42,014	20,961	19,775	18,786
PAPER AND PASTEBOARD—										
Paper Cwts.	988	1,487	814	611	966	33,940	41,841	31,828	17,181	21,524
Pasteboard, millboard, and cardboard of all kinds . "	12	2	312	30	10	275	95	4,950	190	93
Total Paper and Pasteboard . . "	1,000	1,489	1,026	641	976	34,215	41,936	36,778	17,371	21,619
PERFUMERY, not being PERFUMED SPIRITS Value	—	—	—	—	—	1,26,100	98,827	83,020	81,323	64,552
PLANTS, LIVING, including BULBS AND SEEDS FOR SOWING "	—	—	—	—	—	10,703	7,359	3,489	6,531	3,732
PRECIOUS STONES AND PEARLS UNSET—										
Diamonds "	—	—	—	—	—	10,163	1,41,955	3,95,648	31,243	1,379
Other precious stones . . "	—	—	—	—	—	1,04,396	1,497	7,004	1,05,305	1,462
Pearls "	—	—	—	—	—	..	60	4,233
Total Precious Stones, etc. . . "	—	—	—	—	—	1,14,559	1,43,512	4,06,935	1,36,548	2,841

(a) Quantity not shown from 1931-32.

(b) Separately recorded from 1931-32.

STRAITS SETTLEMENTS (INCLUDING LABUAN)—continued

IMPORTS THEREFROM—continued

ARTICLES	QUANTITY					VALUE				
	1927-28	1928-29	1929-30	1930-31	1931-32	1927-28	1928-29	1929-30	1930-31	1931-32
						₹	₹	₹	₹	₹
PRINTS, ENGRAVINGS AND PICTURES—										
Photographs and Picture Post Card . . . Value	—	—	—	—	—	664	1,746	904	746	10,848
Others "	—	—	—	—	—	2,519	2,406	2,313	2,132	2,132
Total prints, etc. . . "	—	—	—	—	—	3,183	4,152	3,217	2,878	12,980
PROVISIONS AND OILMAN'S STORES (including FISH AND FRUITS AND VEGETABLES, CANNED OR BOTTLED)—										
Bacon and hams . . . Cwts.	12	24	9	4	2	2,220	2,858	1,261	984	184
Biscuits and cakes . . . "	6,782	22,837	13,931	10,960	6,949	1,81,509	6,85,063	4,65,793	3,57,530	1,66,906
Butter (including canned) "	177	108	37	26	19	28,534	19,484	7,415	3,783	3,386
Canned and bottled provisions (not specified elsewhere)—										
Canned or bottled fruits . . . "	4,876	5,566	7,244	9,142	8,739	2,07,168	1,25,055	1,42,764	1,55,087	1,24,774
Tinned or canned fish "	10,875	5,017	4,044	1,936	1,242	3,20,041	1,40,023	1,24,248	48,712	33,587
Others "	1,149	683	714	1,274	2,148	25,539	24,390	31,632	30,947	35,376
Farinaceous and patent foods—										
Farinaceous foods in bulk "	262,839	217,276	195,007	230,096	205,414	32,24,286	24,20,125	22,27,046	23,92,526	19,13,024
Milk foods for infants and invalids . . . "	136	71	23	30	17	31,457	9,835	5,531	7,173	4,643
Other sorts "	3,860	240	181	1,107	519	1,04,057	6,725	7,676	26,082	12,039
Isinglass "	53	78	42	60	62	7,110	13,074	9,427	15,032	11,315
Milk, condensed and preserved, including milk cream . . . "	586	528	727	306	697	21,874	27,387	30,376	13,759	33,004
Pickles, Chutnies, Sauces and Condiments . . . "	511	427	526	501	454	13,811	13,221	18,519	17,454	14,175
Other sorts of provisions Value	—	—	—	—	—	78,417	1,10,762	1,43,959	87,664	64,767
Total Provisions and Oilman's stores, etc. "	—	—	—	—	—	42,46,008	36,09,011	32,05,552	31,56,733	24,43,186
RAILWAY PLANT AND ROLLING-STOCK—(a)										
Carriages and parts thereof "	—	—	—	—	—	27,825	—	—	—	—
Locomotive engines and tenders and parts thereof "	—	—	—	—	—	1,950	—	—	—	—
Materials for construction "	—	—	—	—	—	9,406	—	—	—	—
Total Railway Plant and Rolling Stock "	—	—	—	—	—	39,181	—	—	—	—
RUBBER—										
Raw Lbs.	5,351	683	97,624	47,895	160,112	9,608	491	80,871	29,419	80,609
Manufactures—										
Pneumatic motor covers No.	664	2,788	3,329	3,513	957	14,508	90,710	77,718	95,582	31,257
Pneumatic motor tubes "	117	849	643	787	431	908	5,753	2,769	6,498	2,151
Pneumatic cycle tubes . . . "	4,488	7,630	5,296	42,577	18,855	3,460	4,670	3,086	23,531	9,221
Other manufactures except apparel, boots and shoes Value	—	—	—	—	—	1,84,321	1,41,795	1,22,870	68,100	86,122
Total Rubber manufactures "	—	—	—	—	—	1,53,692	2,42,937	2,02,443	1,93,781	1,23,781

(a) Discontinued from 1928-29.

No. 13—continued

STRAITS SETTLEMENTS (INCLUDING LABUAN)—continued

IMPORTS THEREFROM—continued

ARTICLES	QUANTITY					VALUE				
	1927-28	1928-29	1929-30	1930-31	1931-32	1927-28	1928-29	1929-30	1930-31	1931-32
						R	R	R	R	R
SEEDS—										
Oil seeds—										
Non-essential—										
Groundnuts . . . Tons	57	51	131	30	29	16,609	14,028	34,101	8,626	6,623
Sesamum (til or jinjin) ..	21	3	298	5,868	941	..	139	4,720
Other sorts "	..	5	24	816	3,308	9,410	174	341
Other than oil seeds . . . "	67	118	87	48	29	38,070	52,405	50,368	18,141	12,758
Total Seeds "	145	177	242	78	356	61,361	70,682	93,974	27,080	24,442
SOAP Cwts.	270	773	1,451	2,198	6,710	6,691	16,612	25,489	40,576	63,188
SPICES—										
Betelnuts "	847,281	1,163,198	1,346,186	1,006,011	989,023	1,50,11,262	1,86,37,621	2,11,00,208	1,51,86,218	1,22,36,568
Cassia "	7,766	8,239	3,862	856	1,261	1,47,988	1,48,977	61,885	11,693	16,222
Gloves "	90	701	120	111	7	2,570	48,519	9,537	7,381	371
Ginger "	49	93	..	45	6	8,669	2,384	..	1,097	51
Nutmegs "	3,089	3,431	10,549	3,590	3,244	6,43,890	6,06,349	7,14,665	5,01,297	3,76,994
Pepper "	5,565	11,111	4,744	11,470	7,965	4,72,307	9,69,598	4,57,442	7,53,510	4,85,105
Other sorts "	2,089	3,008	2,307	1,929	1,787	2,99,042	2,93,562	3,46,085	2,49,007	2,27,179
Total Spices "	870,909	1,194,879	1,367,768	1,029,012	1,008,298	1,74,85,928	2,07,07,010	2,27,88,767	1,67,09,208	1,33,42,490
STARCH AND FARINA—										
Starch "	125,575	80,459	639	338	327	11,57,005	6,27,400	3,843	2,271	1,752
Farina and potato flour . . "	255	1,926
Sago flour (a) "	169,861	209,463	225,737	13,10,343	13,56,665	12,25,007
Total Starch and Farina . . "	125,575	80,459	170,655	209,801	226,074	11,57,005	6,27,400	13,16,112	13,58,936	12,26,759
STATIONERY (excluding Value)	23,503	19,039	25,474	12,860	14,698
SUGAR—										
Sugar, 16 Dutch Standard and above (b) . . . Tons	1,262	831	618	3,53,968	2,39,662	1,02,779
Sugar 23 Dutch Standard and above "	309	315	1,17,980	63,680
Others "	3	..	6	94	84	1,059	228	2,297	23,334	19,106
Total Sugar "	1,265	831	624	403	399	3,55,027	2,39,890	1,05,076	1,46,314	82,866
TALLOW AND STEARINE . Cwts.	312	44	224	60	7	5,954	824	7,337	1,104	208
TEA—										
Black Lbs.	319,778	318,215	2,01,036	144,339	86,520	2,12,317	2,02,244	1,31,633	95,938	55,705
Green "	2,546	10,061	2,220	2,444	15,617	2,332	9,089	2,424	2,320	9,236
Total Tea "	322,324	328,276	203,256	146,783	102,137	2,15,149	2,11,333	1,34,057	98,258	64,941

(a) Separately recorded from 1929-30.

(b) Sub-divided from 1930-31.

STRAITS SETTLEMENTS (INCLUDING LABUAN)—continued

IMPORTS THEREFROM—continued

ARTICLES	QUANTITY					VALUE				
	1927-28	1928-29	1929-30	1930-31	1931-32	1927-28	1928-29	1929-30	1930-31	1931-32
						R	R	R	R	R
TEXTILES—										
Cotton—										
Twist and Yarn . Lbs.	157,090	300,800	14,326	2,082	20,000	1,51,668	3,70,717	16,698	1,071	15,000
Manufactures—										
Blankets . . . "	1,986	1,238	84	569	67	3,008	1,880	70	300	70
Hosiery—										
Stockings and socks Dozen pairs	5,908	1,533	85	879	2,496	10,252	2,708	326	2,159	3,308
Underwear . . . Dozen	1,065	1,512	276	521	3,718	6,067	7,785	2,225	2,870	8,144
Other sorts . . . Value	—	—	—	—	—	755	—	888	414	288
Total Hosiery . . . "	—	—	—	—	—	17,074	10,443	3,439	5,443	11,626
Piece goods—										
Grey (unbleached)—										
Plain Grey—										
Drills and jeans . Yards	400	4,000	..	190	1,000	..
Longcloth and Shirtings . . "	..	251,625	65,562	32,715	1,006	..	68,694	16,513	6,232	267
Sheetings . . . "	8,000	1,800	..
Other sorts . . . "	5,862	6,880	1,887	12,187	754	2,750	2,146	976	4,545	240
Total Plain Grey . . . "	6,262	258,505	67,449	56,852	1,760	2,946	70,840	17,489	18,577	507
Bordered Grey . . . "	330	473	..	20	..	124	206	..	5	..
Total Grey, unbleached, Plain and Bordered . . . "	6,592	258,978	67,449	56,872	1,760	3,070	71,046	17,489	18,582	507
White (bleached)—										
Jaconets, madapolams, cambrics and muslins . . . "	90,981	52,550	90,192	58,687	47,086	35,704	18,255	30,559	19,210	18,345
Other sorts . . . "	70,500	105,648	56,810	52,923	73,499	40,320	43,790	27,063	23,260	27,348
Total White (bleached) . . . "	161,581	158,198	147,011	111,516	121,435	75,924	62,045	58,522	42,470	40,693
Coloured, printed and dyed—										
Printed goods—										
Cambrics, (including Madapolams, Muslins, Mulls and Jaconets) . . . "	156,007	11,556	12,644	252	1,448	29,109	3,170	3,317	100	413
Dhutis "	228,450	1,400	1,25,052	496
Lungis "	3,128	68,386	29,751	232	1,002	3,203	26,819	12,553	196	897
Prints and Chintz . . . "	70,742	59,460	28,988	14,750	13,464	22,454	17,273	13,381	7,836	2,516
Shirtings "	1,081	39,551	17,486	603	3,183	1,207	10,806	6,041	298	1,381
Woven Lungis and Sarongs . . . "	2,243,350	1,386,975	1,003,812	360,688	124,276	12,59,563	7,98,578	4,89,805	1,73,521	52,221
Other sorts "	92,475	53,820	25,778	3,831	86	45,776	16,544	9,937	1,464	31
Total Printed goods . . . "	2,796,133	1,821,148	1,118,450	380,306	148,454	14,86,524	8,73,778	5,36,024	1,83,415	57,02
Dyed goods—										
Italian cloth and Satcons . . . "	29,595	34,846	11,035	4,904	..	13,005	17,110	5,068	2,445	..
Shirtings "	4,522	78,086	6,200	37,434	97,739	2,368	20,104	3,310	19,330	35,53
Other sorts "	306,956	408,457	336,502	172,570	178,762	1,64,240	2,11,706	1,78,131	79,460	67,50
Total Dyed goods . . . "	341,073	516,389	354,687	214,908	276,501	1,79,613	2,49,010	1,87,409	1,01,235	93,04
Woven coloured goods—										
Shirtings "	9,754	1,369	..	101,706	4,219	2,117	700	..	17,004	1,54
Other sorts "	20,923	7,809	16,136	14,862	165	22,511	3,851	7,805	8,128	..
Total Woven coloured goods . . . "	30,677	9,178	16,136	116,568	4,384	24,628	4,551	7,805	25,132	1,54
Total Coloured, Printed or Dyed "	3,167,383	2,146,715	1,480,232	711,732	424,839	16,90,765	11,27,339	7,31,823	3,09,782	1,51,71
Other sorts of manufactures . . . Value	—	—	—	—	—	—	—	—	—	—
Total Cotton goods (including Twist and Yarn) . . . "	—	—	—	—	—	17,525	13,513	10,616	20,950	11,3
						19,50,084	16,56,923	8,38,102	8,94,423	2,30,9

No. 13—continued

STRAITS SETTLEMENTS (INCLUDING LABUAN)—continued

IMPORTS THEREFROM—continued

ARTICLES	QUANTITY					VALUE				
	1927-28	1928-29	1929-30	1930-31	1931-32	1927-28	1928-29	1929-30	1930-31	1931-32
TEXTILES—continued						R	R	R	R	R
Haberdaabery and Millinery Value	—	—	—	—	—	83,466	24,471	16,061	26,595	14,350
Hemp—										
Raw Cwts.	2,930	2,310	900	1,398	621	76,134	53,470	23,394	23,980	9,198
Manufactures (excluding Cordage)—										
Cloth Yards	129,200	68,045	..	480	8,140	20,018	10,597	..	460	1,563
Other sorts Value	—	—	—	—	—	2,908	1,560	789
Total Hemp Manufactures	—	—	—	—	—	22,921	12,157	..	460	2,302
Jute—										
Manufactures—										
Gunny bags No.	76,336	60,535	152,058	101,278	92,718	33,494	26,275	62,342	29,370	16,154
Others Value	—	—	—	—	—	60,360	99,598	78,988	73,259	78,623
Total Jute manufactures	—	—	—	—	—	93,854	1,25,873	1,36,280	1,02,629	96,977
Silk—										
Manufactures—										
Goods of silk mixed with other materials Yards	19,769	1,337	1,610	2,709	2,882	27,449	2,856	2,339	4,333	3,542
Piece goods	83,337	152,767	55,838	57,933	33,288	97,654	1,40,027	49,352	37,054	29,113
Others Value	—	—	—	—	—	9,397	5,101	6,117	11,952	4,218
Total Silk manufactures (including Silk yarn, etc.)	—	—	—	—	—	1,34,500	1,47,984	58,808	53,339	35,873
Woolen manufactures (including yarn and knitting wool)—										
Carpets and rugs Lbs.	3,843	4,028	1,468	620	1,762	7,047	8,358	2,401	1,119	1,420
Piecegoods Yards	7,120	2,517	2,035	641	2,311	17,760	3,597	3,048	1,143	3,762
Shawls No.	686	2,526	627	11	16	3,954	13,783	3,493	61	49
Other sorts Value	—	—	—	1,373	—	2,392	10,686	4,532	1,373	2,337
Total Woolen manufactures	—	—	—	—	—	31,153	36,414	14,374	3,716	7,569
Artificial Silk—										
Piece goods of cotton and artificial silk(a) Yards.	34,200	41,119	41,688	25,386	—	28,427	36,257	31,067	12,302	—
Piece goods made entirely of artificial silk.	—	—	—	17,568	50,242	—	—	—	7,975	20,168
Piece goods made of cotton and artificial silk.	—	—	—	3,449	8,370	—	—	—	1,548	1,117
TOBACCO Lbs.	1,452	6,430	3,768	4,555	11,910	1,943	15,703	10,045	6,984	14,296
TOILET REQUISITES (NOT SPECIFIED ELSEWHERE) Value	—	—	—	—	—	19,921	23,022	20,874	14,342	6,141
TOYS AND REQUISITES FOR GAMES AND SPORTS including FISHING TACKLE—										
Toys	—	—	—	—	—	5,923	9,981	9,238	9,201	9,367
Requisites for games and sports (excluding fire arms, etc.)—										
Playing cards	—	—	—	—	—	3,290	7,952	5,255	1,426	513
Othersorts	—	—	—	—	—	4,424	2,203	1,778	2,576	3,213
Total Toys and Requisites for games and sports, etc.	—	—	—	—	—	13,637	20,136	16,271	13,203	13,093
UMBRELLAS AND UMBRELLA FITTINGS—										
Umbrellas, complete, including parasols and sunshades No.	3,207	2,648	5,140	1,953	1,063	9,528	8,022	8,085	3,278	1,946
VEHICLES, excluding LOCOMOTIVES, ETC., FOR RAILWAYS—										
Carrriages and Carts not mechanically propelled and parts thereof (excluding railway carrriages, trucks, etc.)—										
Carrriages and carts not mechanically propelled (excluding railway carrriages, trucks, etc.)	37	10	3	11	185	4,507	807	617	1,651	24,170
Parts of carrriages and carts (excluding rubber tyres) Value	—	—	—	—	—	3,609	165	1,632	230	305
Other sorts	—	—	—	—	—	342	361	105	219	126
Total Carrriages, etc.	—	—	—	—	—	8,458	1,323	2,404	2,100	24,601

(a) Sub-divided from September 1930.

STRAITS SETTLEMENTS (INCLUDING LABUAN)—continued

IMPORTS THEREFROM—concluded

ARTICLES	QUANTITY					VALUE				
	1927-28	1928-29	1929-30	1930-31	1931-32	1927-28	1928-29	1929-30	1930-31	1931-32
<i>VEHICLES, excluding LOCOMOTIVES, ETC., FOR RAILWAYS—contd.</i>						R	R	R	R	R
Cycles (other than motor cycles) and parts thereof and accessories . . . Value	—	—	—	—	—	11,808	6,999	1,871	1,908	2,248
Mechanically propelled vehicles (excluding Railway locomotives and tractors)—										
Carriages and parts for railways (a) . . . Value	—	—	—	—	—	—	54,173	62,442	58,543	20,882
Motor cars (including Taxi cabs). . . No.	27	31	34	30	31	52,052	49,745	54,824	49,221	37,603
Motor omnibuses, motor vans and motor lorries—										
Chassis . . . "	8	2	4	1	..	10,700	3,763	6,663	1,559	..
Parts of mechanically propelled vehicles and accessories (including air craft and parts, etc.) . . . Value	—	—	—	—	—	46,305	58,404	11,061	4,011	2,673
Other sorts . . . "	—	—	—	—	—	10,140	4,315	5,697	5,657	14,010
Total Mechanically propelled Vehicles, etc. . . "	—	—	—	—	—	1,19,197	1,70,400	1,40,594	1,19,001	75,168
Ships, parts of . . . "	—	—	—	—	—	14,450	8,522	3,051	800	2,737
Total Vehicles, excluding locomotives, etc., for Railways . . . "	—	—	—	—	—	1,53,418	1,87,244	1,47,920	1,28,809	1,04,755
WAX OF ALL KINDS, other than PARAFFIN WAX (excluding CANDLES) . . . Cwts.	475	52	..	2	6	10,462	5,049	2	97	223
<i>WOOD AND TIMBER—</i>										
Sandal wood . . . Tons	132	82	00	55	101	57,787	85,556	40,811	25,420	44,925
Manufactures of wood, other than furniture, etc. Value	—	—	—	—	—	74,725	91,688	13,048	14,927	13,945
Other kinds of wood and timber . . . "	—	—	—	—	—	1,17,949	83,842	1,29,317	1,23,884	1,77,204
Total Wood and Timber . . . "	—	—	—	—	—	2,50,461	2,11,086	1,83,676	1,64,231	2,36,074
POSTAL ARTICLES NOT SPECIFIED . . . "	—	—	—	—	—	2,95,100	2,79,985	2,24,539	1,76,029	1,60,413
ALL OTHER ARTICLES OF MERCHANDISE . . . "	—	—	—	—	—	2,87,530	2,55,166	1,17,078	98,827	1,09,603
GRAND TOTAL . . . "	—	—	—	—	—	5,84,21,781	5,10,86,712	6,16,58,849	3,98,80,346	2,85,54,09

(a) Shown under this head from 1928-29. Formerly shown under " Railway plant, etc."

No. 12—continued

STRAITS SETTLEMENTS (INCLUDING LABUAN)—continued

EXPORTS THERETO

INDIAN MERCHANDISE

ARTICLES	QUANTITY					VALUE				
	1927-28	1928-29	1929-30	1930-31	1931-32	1927-28	1928-29	1929-30	1930-31	1931-32
ANIMALS, LIVING—						R	R	R	R	R
Cattle (excluding sheep and goats) . . . No.	3,926	939	384	357	161	4,12,478	80,475	48,369	33,115	19,971
Sheep and goats . . . "	45,292	48,723	45,479	30,731	10,341	5,85,977	6,08,920	6,30,279	3,99,002	1,36,018
Other kinds . . . "	43,239	10,490	7,222	986	1,150	61,090	8,538	15,449	3,312	2,234
Total Animals, living . . . "	92,457	60,152	54,085	32,074	11,652	10,59,540	6,97,933	6,94,097	4,35,429	1,58,223
APPAREL (including DRESS- MATERIALS, UNIFORMS, ACCESSORIES, BUT excluding HOSIERY AND BOOTS AND SHOES) Value	—	—	—	—	—	1,33,781	1,12,666	1,44,422	56,687	25,703
ART, WORKS OF . . . "	—	—	—	—	—	15,330	9,139	24,935	4,587	31,592
BOOKS, PRINTED, AND PRINT- ED MATTER (not being STATIONERY), including MAPS AND CHARTS . . . Cwts.	5,332	6,271	5,115	3,232	3,194	4,51,565	4,56,089	3,57,952	1,73,048	1,70,678
BOOTS AND SHOES . . . Pairs	4,954	4,059	6,267	3,629	4,632	25,133	31,605	39,212	24,992	32,448
BUILDING AND ENGINEER- ING MATERIALS, other than of IRON, STEEL, OR WOOD . . . Value	—	—	—	—	—	5,248	24,969	17,766	37,070	60,073
CANDLES OF ALL KINDS . . . Lbs.	1,408,064	1,167,627	1,270,953	445,512	242,915	3,98,212	3,28,869	3,55,670	1,25,801	68,323
CHEMICALS AND CHEMICAL PREPARATIONS (excluding CHEMICAL MANURES AND MEDICINES)—										
Potassium compounds—										
Saltpetre . . . Cwts.	3,548	3,486	1,893	1,840	3,129	58,665	52,817	21,683	15,331	29,246
Soda compounds—										
Borax . . . "	893	780	852	635	702	26,316	17,316	14,326	11,035	11,884
Other sorts of chemicals Value	—	—	—	—	—	11,635	14,502	39,076	8,799	4,932
Total Chemicals, etc. . . "	—	—	—	—	—	91,616	84,635	75,685	35,206	46,062
COAL AND COKE—										
Coal . . . Tons	157,647	53,466	59,013	25,158	23,431	10,92,851	6,38,824	6,83,640	3,08,914	2,49,574
Coke . . . "	2,016	1,512	1,600	757	627	44,203	36,633	27,993	14,343	13,030
COFFEE . . . Cwts.	20	571	18	3	21	3,055	28,767	1,136	238	1,054
COIR MANUFACTURED (ex- cluding ROPE) . . . Tons	55	112	97	60	74	16,308	43,756	30,323	16,741	20,173
CORDAGE AND ROPE OF VE- GETABLE FIBRE (exclud- ing JUTE AND COTTON) . . . Cwts.	40,451	37,056	32,337	26,265	23,109	11,43,176	9,43,083	8,71,723	6,48,927	4,99,794
DRUGS AND MEDICINES (excluding CHEMICALS AND NARCOTICS) . . . Value	—	—	—	—	—	1,04,676	1,12,499	74,375	66,460	83,279
DYEING AND TANNING SUBSTANCES—										
Cutch and gambler . . . Cwts.	138	140	153	155	89	3,465	3,311	3,750	2,638	1,435
Myrobalans . . . "	667	258	465	319	266	4,398	2,201	5,401	4,910	2,231
Safflower . . . "	1,731	1,051	1,356	1,067	1,556	43,125	22,322	27,496	23,337	33,833
Turmeric . . . "	6,861	3,373	9,591	9,627	3,103	87,687	1,53,337	1,51,316	1,23,110	92,657
Other sorts . . . "	65	44	3	5	..	1,206	213	40	80	..
Total Dyeing and Tanning substances . . . "	9,462	10,371	11,568	11,173	10,019	1,40,331	1,31,939	1,33,003	1,04,075	1,34,776
ENAMELWARE AND PORCELAIN . . . Value	—	—	—	—	—	1,493	3,074	20,644	46,699	1,11,633
FISH (excluding CANNED FISH)—										
Fish, dry, unsalted . . . Cwts.	1,319	2,163	2,634	1,243	702	94,662	65,398	60,080	42,041	26,955
Fish, dry, salted . . . "	267	2,036	373	715	431	8,371	27,494	13,021	14,865	8,758
Fishmaws and sharkfins . . . "	4,065	3,777	2,632	1,323	1,739	3,66,421	3,43,075	2,63,346	1,51,414	1,26,991
FODDER, BRAN, AND POLLARDS (excluding OILCAKE)—										
Rice bran . . . Tons	24,225	17,131	29,073	35,905	17,471	11,72,176	8,56,276	13,21,335	9,62,145	3,64,737
Bran and Pollards . . . "	1,469	656	124	133	131	74,754	39,112	17,519	14,712	10,535
Other parts . . . "	440	121	129	210	31	49,154	19,335	19,533	20,921	4,313
Total Fodder, Bran, and Pollards (excluding oilcake) . . . "	26,134	17,908	29,326	36,243	17,633	12,96,084	9,14,773	13,58,497	9,97,778	3,80,085

STRAITS SETTLEMENTS (INCLUDING LABUAN)—continued

EXPORTS THERETO—continued

INDIAN MERCHANDISE—continued

ARTICLES	QUANTITY					VALUE				
	1927-28	1928-29	1929-30	1930-31	1931-32	1927-28	1928-29	1929-30	1930-31	1931-32
						R	R	R	R	R
FRUITS AND VEGETABLES—										
Fresh fruits and Vegetables Value	—	—	—	—	—	20,10,863	17,93,641	12,82,257	10,70,739	11,99,4
Fruits and vegetables: dried, salted or preserved, all sorts. Tons	3,240	1,852	1,180	657	1,236	6,59,365	3,31,983	2,06,636	1,18,923	2,12,2
FURNITURE AND CABINET-WARE Value	—	—	—	—	—	5,601	1,075	1,351	1,931	61
GLASS AND GLASSWARE	—	—	—	—	—	2,932	4,533	5,345	4,421	1,61
GRAIN, PULSE, AND FLOUR—										
Barley Tons	2	9	5	..	2	915	2,269	900	104	18
Jowar and bajra	38	36	62	61	33	6,344	6,450	12,812	11,860	6,80
Oats	15	27	9	3	6	2,925	4,595	2,000	500	67
Pulse—										
Beans	1,001	823	833	836	707	1,83,262	1,28,106	1,35,627	1,10,127	76,55
Gram	1,867	1,526	1,540	1,154	1,111	2,80,446	2,46,732	2,58,603	1,53,491	1,24,62
Other sorts	9,537	8,529	9,111	7,263	6,392	17,50,472	15,95,987	16,96,799	11,23,709	7,96,52
Total Pulse	12,405	10,878	11,484	9,253	8,210	22,14,180	19,70,815	20,80,110	18,96,327	9,98,301
Rice, in the husk	518	7,037	4,783	813	200	36,000	6,05,774	3,98,494	55,599	9,381
Rice not in the husk—										
Boiled rice	15,198	18,497	34,332	46,308	21,320	26,26,404	10,76,743	48,01,833	52,00,948	18,77,601
Cleaned rice	155,218	147,841	175,983	206,160	201,944	2,28,37,965	1,96,23,123	2,36,13,547	2,17,30,499	1,42,75,421
Broken cleaned rice	3,540	486	1,804	3,349	999	2,52,576	38,259	1,29,598	1,68,244	85,161
Other sorts	16,867	14,033	16,938	9,518	8,023	18,09,177	12,05,518	15,26,240	7,65,940	4,76,562
Total Rice, not in the husk	190,823	175,857	229,057	265,335	232,786	2,73,26,122	2,28,43,643	2,99,71,218	2,78,71,626	1,66,64,767
Wheat	240	263	277	354	312	66,303	67,466	73,501	78,967	84,291
“ flour	3,211	3,434	3,436	3,496	3,229	6,84,424	7,89,412	7,15,886	6,11,902	5,41,690
Other sorts	94	125	72	75	84	20,049	28,289	15,724	14,946	12,677
Total Grain, Pulse and Flour	207,355	187,666	249,185	279,300	244,662	3,03,57,322	2,63,12,713	3,32,76,645	3,00,41,960	1,82,96,271
GUMS AND RESINS Cwts.	451	245	175	40	435	14,724	6,500	5,440	2,823	8,808
HARDWARE <i>excluding CUTLERY, AND PLATED-WARE</i> Value	—	—	—	—	—	38,427	25,514	48,481	1,70,746	35,085
HIDES AND SKINS, RAW—										
Hides, raw Tons	12	3	46	8	45	11,033	4,011	43,250	16,200	16,834
“ =No. Tons	2,516	659	9,236	1,159	7,167					
Skins, raw =No. Tons	360	10,249	2,558	..	280	537	9,989	5,921	..	150
Cuttings of hides and skins (raw) Tons	18	140	17	17	2	8,480	18,952	5,150	4,305	450
INSTRUMENTS, APPARATUS, AND APPLIANCES, AND PARTS THEREOF Value	—	—	—	—	—	5,42,923	1,74,310	2,31,929	1,45,207	1,69,053
JADESTONE Cwts.	10	10,000
JEWELLERY (<i>excluding imitation Jewellery</i>), ALSO PLATE OF GOLD AND SILVER Value	—	—	—	—	—	7,020	3,300	1,900	1,000	150
LAC—										
Shell Cwts.	1,434	1,947	2,052	2,269	1,702	2,13,750	2,58,358	2,62,616	1,71,248	84,203
Stick	73	..	8	4,950	..	263
LEATHER—										
Hides and skins, tanned or dressed Tons	130	115	125	110	90	0,97,508	5,72,750	5,42,053	4,57,434	3,03,085
“ =No. Tons	642,002	579,406	487,699	509,837	427,004					
Unwrought Cwts.	13	18	38	49	27	4,564	7,315	9,397	7,034	4,633
Manufactures (<i>excluding boots and shoes</i>) Value	—	—	—	—	—	6,361	10,962	7,090	4,528	3,136
MACHINERY AND MILLWORK	—	—	—	—	—	14,016	5,127	3,579	2,700	1,775
MANURES—										
Bones Tons	20	5	577	85	184	1,080	580	57,686	2,500	9,536
Fish manures and guano	2,358	1,954	1,752	1,252	1,721	2,35,442	2,00,970	1,75,790	1,18,186	1,14,461
Other kinds	10	44	..	2	1	1,402	4,303	..	288	75
Total Manures	2,383	2,003	2,329	1,289	1,856	2,38,014	2,06,853	2,33,476	1,20,974	1,24,972

No. 13—continued

STRAITS SETTLEMENTS (INCLUDING LABUAN)—continued

EXPORTS THERE TO—continued

INDIAN MERCHANDISE—continued

ARTICLES	QUANTITY					VALUE				
	1927-28	1928-29	1929-30	1930-31	1931-32	1927-28	1928-29	1929-30	1930-31	1931-32
METALS AND ORES—										
Brass, Bronze, and similar alloys, wrought . . . Cwts.	590	665	672	237	127	50,491	57,772	70,583	26,730	12,650
Copper "	1,095	880	950	373	218	95,802	77,952	78,435	80,872	17,120
Iron or Steel Tons	2,312	877	2,030	3,355	1,248	67,670	50,809	1,61,397	3,14,635	1,15,562
Lead, pig Cwts.	1,979	2,499	3,840	4,598	2,320	34,988	38,047	64,756	74,107	38,629
Tin, ore Tons	2,323	2,356	2,208	1,865	2,241	57,42,354	47,50,295	37,64,240	21,78,479	23,14,183
Others Tons	5	8	26	6	2	12,365	14,256	51,163	7,603	4,331
Total Metals and Ores . . . "	4,828	3,488	4,538	5,501	3,656	60,04,270	50,18,671	41,90,674	26,32,426	25,02,505
OILS—										
Mineral Gal.	77,857	79,238	72,090	61,578	85,650	72,314	75,530	71,596	65,092	63,904
Vegetable, non-essential—										
Castor "	17,439	14,625	14,240	11,155	8,000	40,105	33,511	35,170	22,849	13,400
Groundnut "	2,379	322,390	69,831	1,348	11,967	5,123	6,74,453	1,70,929	2,931	22,027
Linseed "	25,538	21,832	51,223	23,631	12,323	70,988	56,698	1,23,785	78,837	22,775
Mustard or rape . . . "	8,336	8,270	7,313	8,563	6,693	24,675	22,735	22,908	23,312	12,176
Sesamum (bl or bl- ill) "	300	18,641	2,078	1,533	1,933	1,094	47,000	5,573	4,203	4,491
Other sorts "	6,529	5,488	4,424	4,170	2,596	14,973	13,758	11,691	9,723	6,218
Total Vegetable, non- essential "	60,521	391,246	149,114	56,005	44,127	1,56,963	3,48,155	3,75,061	142,415	81,087
Other sorts "	104	..	75	57	13	1,372	..	703	293	50
Total Oils "	137,932	470,484	221,279	117,635	120,789	2,31,149	9,23,635	4,47,360	3,07,809	1,65,051
OILCAKES—										
Groundnut cake . . . Tons	1,306	2,391	1,568	1,484	1,126	1,24,852	2,16,503	1,55,759	82,596	72,264
Others "	761	690	736	691	508	31,435	73,308	71,264	55,032	33,190
Total Oilcakes "	2,067	3,081	2,304	2,175	1,634	2,06,287	2,90,309	2,27,023	1,37,628	1,10,460
PAINTS AND PAINTERS' MATERIALS										
Value	—	—	—	—	—	27,743	51,964	20,620	12,337	8,233
PARAFFIN WAX . . . Tons	213	340	627	102	79	96,915	1,09,023	3,61,342	88,005	33,130
PERFUMERY (not being PERFUMED SPIRITS) . Value	—	—	—	—	—	51,940	55,374	79,831	34,833	27,500
PROVISIONS AND OILMAN'S STORES—										
Dico-de-mor Lbs.	..	32,402	40,191	72,733	73,107	..	9,327	17,855	13,520	27,425
Butter Cwts.	105	141	170	140	46	24,973	16,740	18,635	15,690	5,455
Ghi "	18,062	10,654	10,635	16,603	13,009	18,98,505	19,57,376	20,05,129	15,31,649	10,17,739
Pickles, chutnies, and condiments "	1,324	1,489	733	959	604	45,110	55,292	31,966	30,204	25,293
Other sorts of provisions Value	—	—	—	—	—	91,915	93,341	1,08,051	64,594	59,201
Total Provisions and Oilman's stores; . . . "	—	—	—	—	—	20,60,503	21,32,476	21,61,036	10,66,717	11,35,163
RUBBER, RAW . . . Lbs.	5,242,142	5,390,212	5,524,102	4,893,508	5,030,587	47,46,325	27,30,833	22,31,322	11,37,332	6,11,391

STRAITS SETTLEMENTS (INCLUDING LABUAN)—continued

EXPORTS THERE TO—continued

INDIAN MERCHANDISE—continued

ARTICLES	QUANTITY					VALUE				
	1927-28	1928-29	1929-30	1930-31	1931-32	1927-28	1928-29	1929-30	1930-31	1931-32
						R	R	R	R	R
SEEDS—										
Oil-seeds—										
Essential—										
Ajama Tons	90	85	68	80	61	34,868	29,066	24,869	26,367	17,206
Aniseed "	5	8	32	1	6	2,360	3,855	11,509	225	801
Coriander "	2,710	1,386	1,100	884	759	10,27,651	4,78,370	1,99,077	1,88,501	1,01,622
Gummin (other than black) "	350	377	256	329	260	2,35,770	2,68,629	1,88,533	2,62,092	1,87,219
Gummin, black "	50	79	62	60	45	22,580	31,405	30,696	23,154	10,164
Fennel "	243	195	145	163	120	86,862	80,400	65,646	63,240	42,248
Fenugreek "	225	163	168	181	171	84,007	61,014	61,177	68,907	60,472
Other sorts "	16	15	14	20	14	6,474	6,062	5,143	7,794	4,355
Total Seeds, Essential "	3,689	2,258	1,840	1,718	1,486	15,00,572	9,53,867	5,81,550	5,90,280	4,84,087
Non-essential—										
Groundnuts "	..	11,080	551	2	193	..	31,06,852	1,24,306	630	13,972
Mustard "	76	76	68	59	29	24,512	30,127	29,209	19,304	9,899
Poppy "	90	79	71	80	68	35,111	31,227	29,417	33,895	23,114
Rape "	110	93	85	118	105	37,590	33,419	29,818	43,874	35,620
Sesamum (tilor) (small) "	32	4	1	6	389	9,113	1,600	580	2,000	71,701
Tea "	22	1	13	16	10	40,925	5,450	33,200	43,560	27,362
Other sorts "	34	59	18	6	6	8,540	11,701	5,531	2,240	1,986
Total seeds, Non-essential "	364	11,392	807	287	750	1,55,791	32,13,936	2,62,061	1,45,508	1,84,654
Other than oilseeds "	398	212	83	27	5	93,826	61,665	25,481	5,314	1,047
Total Seeds "	4,451	13,862	2,730	2,033	2,191	17,50,189	42,34,468	3,59,092	7,41,097	6,69,788
SPICES—										
Cardamoms Cwts.	170	140	182	1,358	117	23,288	27,269	46,661	57,527	14,761
Chillies "	27,558	23,360	22,337	10,370	8,387	4,70,178	3,96,998	6,29,196	2,09,027	1,16,027
Pepper "	23,090	2,941	2,227	13	6	18,79,601	2,68,785	2,33,551	580	415
Other sorts "	152	91	159	142	23	4,157	2,786	3,539	2,392	1,075
Total Spices "	50,965	26,582	25,405	11,883	3,988	23,77,224	6,95,838	9,12,947	2,69,526	1,33,198
STATIONERY (excluding PAPER) Value										
SUGAR Tons	56	34	26	65	21	14,122	16,749	25,105	20,023	15,665
TALLOW AND STRAIRINE (including GREASE AND ANIMAL FAT) Cwts.	5,605	5,028	3,551	3,030	2,129	2,14,702	2,12,272	1,23,295	1,00,436	59,033
TEA, BLACK Lbs.	293,767	262,500	330,647	318,407	276,723	3,18,155	2,41,176	2,76,504	2,43,158	1,71,912
TEXTILES—										
Cotton—										
Raw Tons	550	60
Waste Cwts.	224	336	245	555	524	8,720	10,080	7,039	15,517	10,179
Twist and yarn Lbs.	1,060,752	1,131,650	923,360	515,786	741,316	11,15,206	11,25,747	8,40,827	4,59,905	5,32,479
Manufactures—										
Hankerchiefs and shawls in the piece No.	24,419	19,600	17,392	2,140	..	10,598	9,200	13,256	1,250	..
Piecegoods Yards	22,514,114	19,740,265	17,935,206	11,133,084	9,198,205	1,35,03,923	1,14,02,181	1,05,53,489	61,95,164	48,19,877
Other sorts of manufactures Value	—	—	—	—	—	78,995	21,009	14,011	14,578	4,000
Total Cotton manufactures (including twist and yarn) "	—	—	—	—	—	3,47,03,72	1,25,58,137	1,14,20,583	66,70,892	53,56,356

No. 13—continued

STRAITS SETTLEMENTS (INCLUDING LABUAN)—continued

EXPORTS THERE TO—continued

INDIAN MERCHANDISE—concluded

ARTICLES	QUANTITY					VALUE				
	1927-28	1928-29	1929-30	1930-31	1931-32	1927-28	1928-29	1929-30	1930-31	1931-32
TEXTILES—continued						R	R	R	R	R
Haberdaabery and millinery . . . Value	—	—	—	—	—	33,647	22,819	14,045	3,712	1,811
Jute—										
Twist and yarn . . . Lbs.	179,200	42,784	117,606	60,052	31,304	39,640	9,279	27,270	10,989	4,516
Manufactures—										
Sacking gunny bags . . . No.	15,636,875	12,766,925	13,875,900	11,501,448	15,565,080	80,37,739	66,81,311	63,33,913	41,17,097	46,61,485
Hessian gunny bags . . . "	2,100	425	1,170	2,520	5,150	1,333	477	4,095	290	1,275
Total Gunny bags . . . "	15,638,975	12,767,350	13,877,070	11,503,968	15,570,230	80,39,074	66,81,788	63,38,013	41,17,387	46,62,760
Sacking cloth gunny . . . Yards	106,000	—	30,000	192	—	22,980	—	4,200	168	—
Hessian gunny cloth . . . "	894,531	893,402	1,298,521	1,239,165	1,623,199	1,86,285	2,11,635	2,30,109	1,60,554	1,87,760
Total Gunny cloth . . . "	1,000,531	893,402	1,328,521	1,239,357	1,623,199	2,09,265	2,11,635	2,34,309	1,70,722	1,87,760
Rope and twine . . . Cwts.	31,218	37,776	31,825	32,503	32,721	6,18,215	6,97,128	6,08,663	5,71,601	4,29,602
Other kinds . . . Value	—	—	—	—	—	116	—	493	1,895	2,019
Total Jute manufactures (including twist and yarn) . . . "	—	—	—	—	—	89,06,310	75,99,830	72,38,763	48,71,544	52,96,656
Silk—										
Manufactures—										
Piece goods . . . Yards	2,1,171	4,683	4,455	100	2,795	23,115	7,424	13,738	200	4,260
Goods of silk mixed with other materials . . . "	73,009	14,540	6,115	19,637	64	67,400	21,801	10,714	23,983	90
Wool—										
Manufactures . . . Value	—	—	—	—	—	33,049	24,863	23,376	12,925	22,249
TOBACCO—										
Unmanufactured . . . Lbs.	3,825,455	3,805,006	3,958,290	2,518,072	1,555,899	13,36,043	13,68,437	14,41,009	9,00,526	6,16,323
Manufactured—										
Cigars . . . "	133,311	141,874	150,906	116,090	58,662	1,37,108	1,35,033	1,44,866	1,09,732	58,269
Cigarettes . . . "	23,973	34,963	45,470	31,829	92,993	20,816	25,340	31,868	58,417	69,401
Other sorts . . . "	116,365	61,404	37,372	25,001	5,616	66,696	40,950	19,185	15,055	5,049
TOYS AND REQUISITES FOR GAMES AND SPORTS, including FISHING TACKLE (other than FIREARMS) . . . Value	—	—	—	—	—	5,318	3,826	10,507	5,203	4,647
UMBRELLAS, including PARASOLS AND SUN-SHADES . . . No.	36,210	38,667	34,630	14,194	6,672	60,927	53,712	40,526	16,265	8,284
WAX OF ALL KINDS, other than PARAFFIN WAX (excluding CANDLES) . . . Cwts.	1,908	2,417	890	399	60	1,67,922	1,67,278	75,188	24,953	4,011
WOOD AND TIMBER—										
Timber, other than railway sleepers—										
Teak wood . . . Cubic Tons	575	449	137	97	55	37,378	67,663	22,020	13,676	3,543
Sandal wood . . . "	—	—	27	16	41	300	1,165	66,330	33,240	76,070
Manufactures of wood, other than furniture and cabinet ware . . . Value	—	—	—	—	—	2,995	5,364	3,497	2,277	1,490
POSTAL ARTICLES . . . "	—	—	—	—	—	53,25,124	42,18,094	48,34,943	60,08,039	63,55,015
ALL OTHER ARTICLES OF MERCHANDISE . . . "	—	—	—	—	—	71,382	1,36,234	1,57,316	50,637	66,330
GRAND TOTAL . . . "	—	—	—	—	—	9,11,20,270	7,81,14,572	7,90,54,656	6,19,32,993	4,65,35,290

FOREIGN MERCHANDISE

ARTICLES	QUANTITY					VALUE				
	1927-28	1928-29	1929-30	1930-31	1931-32	1927-28	1928-29	1929-30	1930-31	1931-32
ANIMALS, LIVING—						R	R	R	R	R
Horses . . . No.	2	—	—	2	1	16,000	—	—	2,500	600
APPAREL (including DRESS, UNIFORMS, AND COUTREMENTS, BUT excluding HOSIERY AND BOOTS AND SHOES) Value	—	—	—	—	—	14,508	21,635	16,385	14,181	4,437

STRAITS SETTLEMENTS (INCLUDING LABUAN)—continued

EXPORTS THERE TO—continued

FOREIGN MERCHANDISE—continued

ARTICLES	QUANTITY					VALUE				
	1927-28	1928-29	1929-30	1930-31	1931-32	1927-28	1928-29	1929-30	1930-31	1931-32
						R	R	R	R	R
BOOKS, PRINTED, AND PRINTED MATTER (not being STATIONERY), including MAPS AND CHARTS . . . Cwts.	61	220	62	141	183	12,198	39,849	11,411	26,078	15,481
CHEMICALS AND CHEMICAL PREPARATIONS (excluding CHEMICAL MANURES AND MEDICINES) . . . Value	—	—	—	—	—	9,560	7,110	7,552	8,008	3,122
DRUGS AND MEDICINES (excluding CHEMICALS AND NARCOTICS)—										
Asafetida . . . Cwts.	359	310	521	485	520	18,565	17,089	24,093	21,480	16,242
Other sorts of drugs and medicines . . . Value	—	—	—	—	—	21,971	18,825	16,320	4,807	12,093
Total Drugs and Medicines . . .	—	—	—	—	—	40,536	35,914	40,413	26,287	28,335
DYEING AND TANNING SUBSTANCES—										
Dyes obtained from Coal tar—										
Aniline . . . Lbs.	1,636	100	..	420	..	3,243	360	..	897	..
Saffron . . . "	398	514	108	..	100	4,438	657	1,350	..	1,275
Other sorts (including lac-dye) . . . Value	—	—	—	—	—	27,540	17,725	11,803	9,739	9,744
Total Dyeing and Tanning substances . . .	—	—	—	—	—	35,222	18,732	13,153	10,636	11,019
FRUITS AND VEGETABLES—										
Fruits and Vegetables: dried, salted, or preserved—										
Dates . . . Tons	71	15	187	15	3	12,971	4,725	21,528	2,520	650
Other sorts . . . "	248	162	111	99	95	2,06,321	1,56,011	1,19,326	96,164	92,549
FURNITURE AND CABINET-WARE . . . Value	—	—	—	—	—	290	8,661	5,955	1,051	775
GLASS AND GLASSWARE . . .	—	—	—	—	—	24,893	23,914	34,304	10,900	4,289
GUMS AND RESINS—										
Olibanum or frankincense . . . Cwts.	1,387	1,942	1,268	2,372	2,153	30,840	54,046	39,217	41,909	28,286
Other sorts . . . "	402	664	569	98	144	12,249	16,865	12,885	2,742	4,545
Total Gums and Resins . . .	1,789	2,606	1,836	2,370	2,297	43,089	70,911	52,102	44,651	30,831
HARDWARE, excluding CUTLERY AND ELECTRO-PLATED WARE . . . Value	—	—	—	—	—	1,00,343	78,794	71,355	51,139	80,706
INSTRUMENTS, APPARATUS, AND APPLIANCES, AND PARTS THEREOF—										
Electrical . . . "	—	—	—	—	—	11,222	34,328	9,514	3,121	20,204
Musical . . . "	—	—	—	—	—	51,563	24,207	8,022	4,025	5,071
Photographic . . . "	—	—	—	—	—	49,125	50,431	80,456	1,29,060	56,855
Other sorts . . . "	—	—	—	—	—	31,265	18,742	12,656	2,699	4,818
Total Instruments, etc. . . .	—	—	—	—	—	1,42,165	1,27,708	1,16,648	1,38,905	86,948
JEWELLERY (excluding IMITATION JEWELLERY, AND PRECIOUS STONES AND PEARLS, UNSET), ALSO PLATE OF GOLD AND SILVER—										
Plate of gold and silver Value	—	—	—	—	—	300	5,050	..	711	100
Liquors . . . Liquid gallons.	7	2,195	259	630	3,898	160	5,139	3,972	12,830	81,820
MACHINERY AND MILL-WORK . . . "	—	—	—	—	—	1,24,478	1,65,252	70,141	55,675	47,420
METALS AND ORES—										
Iron or STEEL . . . Tons	8	16	13	23	13	6,320	7,441	7,197	6,371	2,884
Others . . . "	2	6	3	22	27	4,440	10,358	4,801	89,287	48,958
Total Metals and Ores . . .	10	22	16	45	40	10,760	17,799	12,098	45,658	51,842

No. 13—continued

STRAITS SETTLEMENTS (INCLUDING LABUAN)—concluded

EXPORTS THERE TO—concluded

FOREIGN MERCHANDISE—concluded

ARTICLES	QUANTITY					VALUE				
	1927-28	1928-29	1929-30	1930-31	1931-32	1927-28	1928-29	1929-30	1930-31	1931-32
OIL Gals.	130,443	84,042	104,111	38,097	12,818	R 89,678	R 16,471	R 24,282	R 26,293	R 3,003
PAINTS AND COLOURS . . . Cwts.	309	224	70	113	157	18,973	9,025	3,615	5,856	11,779
PRINTING AND LITHO- GRAPHING MACHINERY AND MATERIALS (exclu- ding PAPER) Value	—	—	—	—	—	10,540	3,727	11,936	1,488	225
PROVISIONS AND OILMAN'S STORES Cwts.	233	2,078	314	974	1,176	8,490	1,05,440	12,396	59,337	62,808
RUBBER MANUFACTURES . . Value	—	—	—	—	—	23,180	3,440	22,409	72,036	68,638
SEEDS Tons	26	20	12	6	51	17,601	7,225	3,633	3,287	14,234
SPICES—										
Cardamoms Cwts.	17	41	2	4,054	10,193	300
Cassia-Lignoa "	375	1	20,700	30	..
Cloves "	553	1,045	1,039	1,307	12	30,709	54,226	63,558	90,341	770
Other sorts "	75	7	3	48	11	1,270	750	160	3,135	600
Total Spices "	645	1,093	1,418	1,446	23	36,033	65,169	84,716	93,506	1,370
STATIONERY (excluding PAPER) Value	—	—	—	—	—	4,234	3,704	8,906	2,378	4,287
TEXTILES—										
Cotton—										
Twist and yarn Lbs.	2,030	1,845
Manufactures—										
Piece goods—										
Grey (unbleached). Yards	193,517	263,497	136,480	22,690	46,800	75,099	78,784	45,758	6,177	12,362
White (bleached) "	234,583	306,535	217,321	100,306	121,753	1,08,444	1,41,245	90,681	53,058	48,098
Coloured, printed, or dyed "	131,185	125,675	100,113	159,617	177,882	75,043	58,179	55,081	75,755	75,399
Other sorts of manu- factures Value	—	—	—	—	—	1,415	2,845	3,485	3,843	1,146
Total Cotton manu- factures (including twist and yarn) "	—	—	—	—	—	2,60,001	2,81,053	1,96,850	1,39,433	1,37,005
Haberdashery and MILL- nery "	—	—	—	—	—	8,407	7,540	6,432	2,915	2,300
Silk—										
Manufactures—										
Goods of silk mixed with other materials Yards	6,161	7,690
Piece goods "	800	42	800	204
Total Silk manu- factures Value	—	—	—	—	—	8,490	204
Woollen manufactures "	—	—	—	—	—	12,879	7,767	8,800	3,345	1,007
Other textiles—										
Manufactures "	—	—	—	—	—	13,745	2,123	3,304	1,301	730
TOBACCO Lbs.	1,950	15,230	4,113	2,338	2,385	3,347	11,440	9,527	8,908	2,686
TOYS AND REQUISITES FOR GAMES AND SPORTS (including FISHING TACKLE other than FIREARMS) Value	—	—	—	—	—	2,637	9,015	8,014	1,532	666
VEHICLES, excluding LOCO- MOTIVES, ETC., FOR RAIL- WAYS—										
Carriages and carts (ex- cluding Railway car- riages and parts there- of) "	—	—	—	—	—	56,667	22,336	31,487	13,309	25,442
Other sorts "	—	—	—	—	—	4,673	6,130	14,117	9,970	4,383
POSTAL ARTICLES "	—	—	—	—	—	91,720	11,256	3,412	166	989
ALL OTHER ARTICLES OF MERCHANDISE "	—	—	—	—	—	1,31,210	38,661	56,165	49,145	16,929
GRAND TOTAL "	—	—	—	—	—	10,52,501	13,94,110	11,01,926	10,43,593	9,00,000
GRAND TOTAL OF INDIAN AND FOREIGN MERCHAN- DISE "	—	—	—	—	—	9,27,72,771	7,95,08,691	8,01,59,582	6,29,76,586	4,74,35,296

(a) Discontinued from 1928-29.

No. 13—continued
FEDERATED MALAY STATES
IMPORTS THEREFROM

ARTICLES	QUANTITY					VALUE				
	1927-28	1928-29	1929-30	1930-31	1931-32	1927-28	1928-29	1929-30	1930-31	1931-32
						R	R	R	R	R
GRAIN, PULSE AND FLOUR—										
Rice not in the husk . . . Tons	678	..	8	1,02,209	..	1,104	97	30
GUMS AND RESINS—										
Dammer (resins) . . . Cwts.	2,211	1,648	1,494	1,340	1,085	18,618	18,968	13,395	11,664	10,878
Resin "	468	847	1,940	848	325	8,234	5,658	14,555	6,171	1,884
Others "	..	9	7	2	63	..	5,20	391	119	1,668
Total of Gums & Resins . . . "	2,674	2,499	3,441	2,190	1,473	21,847	20,141	28,341	17,954	18,930
INSTRUMENTS, APPARATUS AND APPLIANCES AND PARTS THEREOF . . . Value	—	—	—	—	—	18,982	26,511	35,957	7,556	8,181
JEWELLERY (excluding IMITATION JEWELLERY), AND PRECIOUS STONES AND PEARLS UNSET, ALSO PLATE OF GOLD AND SILVER—										
Jewellery Value	—	—	—	—	—	12,164	9,500	6,767	6,170	4,482
OILS—										
Mineral Gals.	4,525	..	132	420	167	11,944	..	159	553	420
PROVISIONS AND OILMAN'S STORES "	—	—	—	—	—	2,028	64,006	634	10,598	320
RUBBER MANUFACTURES "	—	—	—	—	—	247	..	10,911	..	22,597
POSTAL ARTICLES NOT SPECIFIED Value	—	—	—	—	—	78,334	90,311	75,242	58,542	35,131
ALL OTHER ARTICLES OF MERCHANDISE "	—	—	—	—	—	1,28,344	29,277	47,542	44,078	45,082
GRAND TOTAL "	—	—	—	—	—	2,69,370	2,39,746	2,06,657	1,45,557	1,31,073

EXPORTS THERETO

INDIAN MERCHANDISE

ARTICLES	QUANTITY					VALUE				
	1927-28	1928-29	1929-30	1930-31	1931-32	1927-28	1928-29	1929-30	1930-31	1931-32
						R	R	R	R	P
ANIMALS, LIVING—										
Cattle <i>excepting</i> sheep and goats No.	2,791	707	171	421	23	3,55,750	80,300	18,850	40,143	3,900
Sheep and Goats "	42	79	1,080	..	50	588	1,185	16,200	..	625
Other kinds "	69	70	114	149	152	855	480	1,730	1,043	1,140
Total Animals, living "	2,909	856	1,365	570	225	3,57,193	81,945	36,780	41,186	5,665
APPAREL (including DRAPEY, UNIFORMS, AG-OUTRIMENTS, BUT excluding HOSIERY AND BOOTS AND SHOES) . . . Value	—	—	—	—	—	15,879	6,307	44,186	13,246	10,344
BOOKS, PRINTED, AND PRINTED MATTER (including MAPS AND CHARTS) . . . Cwts.	241	240	292	197	164	34,055	32,274	33,790	24,916	20,648
BUILDING AND ENGINEERING MATERIALS <i>other than</i> OF IRON, STEEL OR WOOD . . . Value	—	—	—	—	—	..	1,505	2,118	5,917	35,052
CANDLES OF ALL KINDS . . . Lbs.	233,212	144,493	267,637	139,323	82,740	65,727	40,412	75,267	39,325	23,270
COAL AND COKE Tons	2,645	345	..	5,074	806	28,526	3,322	..	62,241	14,833
DRUGS AND MEDICINES, DYING AND TANNING SUBSTANCES Cwts.	411	425	495	453	636	5,528	7,508	6,311	5,912	7,924
FODDER, BRAN, AND POLLARDS (excluding OILCAKE) . . . Tons	949	384	1,778	12,779	8,653	44,723	24,008	49,716	3,15,045	2,38,897
FRUITS AND VEGETABLES Value	—	..	—	—	—	2,11,710	1,94,569	1,75,594	1,30,531	1,88,778
GRAIN, PULSE, AND FLOUR—										
Pulse Tons	1,485	1,455	1,736	2,178	1,858	2,66,018	2,51,573	3,08,463	2,70,521	1,99,342
Rice, not in the husk "	44,517	47,841	69,424	72,382	63,564	67,97,129	63,19,774	93,63,929	79,30,982	47,94,682
Wheat flour "	169	269	387	478	789	40,006	58,559	80,043	69,436	92,449

No. 13—continued

FEDERATED MALAY STATES—continued

EXPORTS THEREOF—continued

INDIAN MERCHANDISE—continued

ARTICLES	QUANTITY					VALUE				
	1927-28	1928-29	1929-30	1930-31	1931-32	1927-28	1928-29	1929-30	30-31	1931-32
						R	R	R	R	R
HARDWARE AND CUTLERY, including PLATED WARE . Value	—	—	—	—	—	10,087	8,787	4,896	4,998	732
INSTRUMENTS, APPARATUS, AND APPLIANCES, AND PARTS THEREOF	—	—	—	—	—	2,54,805	82,834	1,30,206	68,553	33,044
JEWELLERY (excluding IMITA- TION JEWELLERY) ALSO PLATE OF GOLD AND SILVER	—	—	—	—	—	..	7,750	1,450	..	60
LAC Cwts.	55	55	32	47	15	8,090	7,670	4,452	3,900	820
LEATHER—										
HIDES AND SKINS, { Tons TANNED OR DRESSED } =No.	15	420	..	69,394
METALS AND ORBS . . . Tons	739	452	589	198	148	69,216	56,668	69,381	26,825	24,912
OILS Gals.	3,128	3,745	3,594	4,167	13,974	9,497	8,096	9,274	9,885	17,372
OIL CAKES Tons	123	84	169	178	261	12,460	9,249	15,329	12,904	18,145
PARAFFIN WAX	6	2	18	39	..	2,780	910	8,794	18,496	..
PERFUMERY NOT BEING PER- FUMED SPIRIT Value	—	—	—	—	—	3,555	3,470	5,041	3,497	4,976
PROVISIONS AND OILMAN'S STORES	—	—	—	—	—	1,58,257	1,47,893	2,24,547	2,09,630	1,86,654
SEEDS Tons	182	100	61	53	44	76,860	38,820	50,661	33,206	19,375
SPICES Cwts.	2,076	1,291	2,327	1,408	1,066	55,441	23,105	67,499	34,764	15,148
TEA lbs.	12,921	13,297	11,943	4,017	1,123	19,175	21,633	19,063	4,005	649
TEXTILES—										
Cotton—										
Manufactures—										
Piece goods—										
Grey (unbleached) Yards	154,789	124,252	121,886	44,749	41,657	78,195	61,259	60,582	21,351	19,677
White (bleached)	12,613	11,623	43,923	12,117	15,800	5,179	5,243	26,298	5,935	8,478
Coloured, printed, or dyed	1,324,113	678,532	1,216,377	736,682	515,568	9,54,728	5,02,692	8,64,145	5,15,812	3,14,126
Other sorts of manufactures Value	—	—	—	—	—	8,819	2,226	1,381	2,501	2,785
Total of Cotton manufactures including Twist and Yarn	—	—	—	—	—	10,46,921	5,71,430	9,52,406	5,45,605	3,45,066
Jute manufactures	—	—	—	—	—	1,528	257	1,81,794	2,150	9,982
Silk manufactures	—	—	—	—	—	8,891	16,305	6,240	4,950	..
Woolen manufactures	—	—	—	—	—	7,677	8,039	6,944	7,818	6,523
TOBACCO—										
Unmanufactured Lbs.	1,624,919	1,551,251	1,661,919	1,335,337	785,650	6,55,289	6,37,198	6,06,278	4,59,840	3,04,778
Manufactured	20,343	22,586	32,885	64,499	87,189	17,389	19,132	29,570	52,151	70,378
UMBRELLAS, including PARASOLS AND SUNSHADES NO.	2,746	300	3,703	103	144	6,910	702	6,475	806	360
POSTAL ARTICLES Value	—	—	—	—	—	11,89,675	9,19,947	10,82,199	6,88,443	3,49,461
ALL OTHER ARTICLES OF MERCHANDISE	—	—	—	—	—	50,013	53,271	74,841	88,885	53,043
GRAND TOTAL	—	—	—	—	—	1,15,68,070	1,00,99,688	1,37,62,898	1,12,52,428	70,97,029

FEDERATED MALAY STATES—concluded

EXPORTS THERE TO—concluded

FOREIGN MERCHANDISE

ARTICLES	QUANTITY					VALUE				
	1927-28	1928-29	1929-30	1930-31	1931-32	1927-28	1928-29	1929-30	1930-31	1931-32
Clocks and Watches . . No.	..	2,720	6,736
GLASS AND GLASSWARE . . Value	—	—	—	—	—	20,196	25,567	33,898	8,770	8,161
HARDWARE (excluding CUTLERY AND ELECTROPLATED WARE) ..	—	—	—	—	—	6,185	2,444	1,603	911	300
INSTRUMENTS, APPARATUS, AND APPLIANCES, AND PARTS THEREOF . . . "	—	—	—	—	—	17,954	2,090	5,665	1,264	4,991
MACHINERY AND MILLWORK . . "	—	—	—	—	—	11,302	17,682	3,251	130	1,425
OILS—										
Mineral Gals.	305	2,770	20	10	..	1,527	5,589	130	60	—
TEXTILES—										
Cotton—										
Manufactures—										
Piece goods—										
Grey (unbleached) Yards	77,722	65,986	87,828	16,034	15,042	26,799	19,885	28,710	4,551	4,182
White (bleached) . . "	60,159	74,962	114,497	14,200	10,900	26,506	10,089	43,163	4,637	4,206
Coloured, printed, or dyed "	38,832	38,662	17,959	6,000	..	13,670	13,755	6,750	1,550	..
Other sorts of manu- factures Value	—	—	—	—	—	200	429
Total of Cotton manufactures (including twist and yarn) ..	—	—	—	—	—	67,184	63,729	78,623	10,738	8,767
Other Textiles—										
Manufactures "	—	—	—	—	—	6,444	1,900	..	54	..
ALL OTHER ARTICLES OF MERCHANDISE "	—	—	—	—	—	24,261	12,130	32,526	15,788	7,870
GRAND TOTAL "	—	—	—	—	—	1,55,053	1,37,897	1,51,945	37,665	32,054
GRAND TOTAL OF INDIAN AND FOREIGN MERCHAN- DISE Value	—	—	—	—	—	1,17,23,123	1,01,47,685	1,39,14,643	1,12,90,093	71,29,983

SUMATRA

IMPORTS THEREFROM

ARTICLES	QUANTITY					VALUE				
	1927-28	1928-29	1929-30	1930-31	1931-32	1927-28	1928-29	1929-30	1930-31	1931-32
GUMS AND RESINS . . . Cwts.	127	1	..	22	222	R 954	R 8	R ..	R 1,246	R 12,631
OILS—										
Mineral—										
Fuel Oils Gals.	1,496,260	346,330	1,524,028	6,14,990	2,01,334	2,88,477
Kerosene "	13,000	2,074,130	13,338	11,87,178
Lubricating oils	871,046	310,482	309,789	4,76,157	1,35,630	1,35,592
Petroleum, dangerous flashing below 76°F including petrol, benzine and benzol. . . "	566,175	..	1,669,747	3,71,553	..	11,47,951
Total Mineral oils "	2,380,206	2,384,612	875,964	346,330	3,193,775	10,04,485	13,23,014	5,07,085	2,01,334	14,36,427
TEA—										
Black	..	17,565	2,780	..	122,172	..	11,360	1,723	..	59,844
POSTAL ARTICLES NOT SPECIFIED Value	—	—	—	—	—	35	..	200	50	..
ALL OTHER ARTICLES OF MERCHANDISE "	—	—	—	—	—	12,538	3,403	2,588	4,188	11,944
GRAND TOTAL "	—	—	—	—	—	10,18,012	13,39,736	5,11,596	2,00,817	15,26,847

No. 13—continued

SUMATRA—continued

EXPORTS THERETO

INDIAN MERCHANDISE

ARTICLES	QUANTITY					VALUE				
	1927-28	1928-29	1929-30	1930-31	1931-32	1927-28	1928-29	1929-30	1930-31	1931-32
COAL AND COKE—						R	R	R	R	R
Coal Tons	12,659	..	6,066	1,32,919	..	63,693
FODDER, BRAN, AND POLLARDS (excluding OIL CAKE) Tons	997	94	450	900	1,105	45,744	3,701	19,073	23,635	8,542
GRAIN, PULSE, AND FLOUR—										
Pulse Tons	78	64	2	..	5	7,819	4,693	300	..	998
Rice, not in the husk "	121,916	112,080	134,201	129,307	95,843	1,69,11,933	1,40,70,835	1,75,82,671	1,43,63,702	63,73,673
INSTRUMENTS AND APPARATUS, ETC. Value	—	—	—	—	—	45,535	35,791	19,152	11,558	25,799
MANURES Tons	112	297	2	..	21	10,320	48,023	400	..	1,980
Oilsakes (Groundnut Cake) "	349	677	100	28,590	58,484	5,803
SEEDS—										
Tea B	174	136	74	74	13	3,36,355	2,82,528	1,80,900	1,49,202	32,854
TEA, BLACK Lbs.	9,900	13,800	20,100	8,400	8,400	9,900	13,800	20,100	8,410	8,400
TEXTILES—										
Cotton—										
Manufactures—										
Piece goods Yards	130,500	30,250	44,280	48,960	33,040	69,120	15,960	21,480	26,160	17,310
Jute—										
Twist and yarn Lbs.	3,280	600
Manufactures—										
Gunny bags No.	836,600	690,700	832,200	619,800	433,800	3,93,000	3,04,801	3,10,595	1,92,485	1,12,413
cloth Yards	813,000	515,333	826,810	378,000	464,000	1,72,940	1,07,304	1,51,686	40,802	55,133
Rope and twines Cwts.	7,446	7,631	7,100	6,058	3,599	1,38,375	1,40,183	1,39,632	1,08,592	48,880
Total Jute manufactures (including twist and yarn) Value	—	—	—	—	—	7,06,215	5,52,238	6,01,813	3,50,879	2,16,426
WOOLLEN MANUFACTURES	—	—	—	—	—	5,330	2,850	4,332	4,425	4,070
TOBACCO—										
Manufactured—										
Cigars Lbs.	1,790	9,050	12,813	3,661	900	1,918	9,050	10,256	2,700	900
POSTAL ARTICLES Value	—	—	—	—	—	1,02,951	1,46,582	2,71,490	2,12,392	1,07,752
ALL OTHER ARTICLES OF MERCHANDISE "	—	—	—	—	—	16,428	12,599	12,416	12,739	24,279
GRAND TOTAL "	—	—	—	—	—	1,84,11,487	1,51,08,700	1,88,36,668	1,52,24,376	68,23,486

FOREIGN MERCHANDISE

ARTICLES	QUANTITY					VALUE				
	1927-28	1928-29	1929-30	1930-31	1931-32	1927-28	1928-29	1929-30	1930-31	1931-32
HARDWARE (excluding CUTLERY AND ELECTRO-PLATED WARE) Value	—	—	—	—	—	..	29,229	36,477	2,105	27,837
MACHINERY AND MILL WORK Value	—	—	—	—	—	..	2,000	3,200	10,034	8,800
MINERAL OILS Gals.	10	28,013	51,559	10	5,329	9,031
ALL OTHER ARTICLES OF MERCHANDISE Value	—	—	—	—	—	2,468	5,622	1,855	5,590	1,934
GRAND TOTAL "	—	—	—	—	—	2,468	42,180	41,532	17,729	42,602
GRAND TOTAL OF INDIAN AND FOREIGN MERCHANDISE "	—	—	—	—	—	1,84,18,955	1,52,40,880	1,88,78,198	1,52,42,105	68,71,638

IMPORTS THEREFROM

ARTICLES	QUANTITY					VALUE				
	1927-28	1928-29	1929-30	1930-31	1931-32	1927-28	1928-29	1929-30	1930-31	1931-32
						R	R	R	R	R
COAL AND COKE— Coal . . . Tons	1,329	49	1,769	1,035	352	13,271	1,975	26,162	15,230	3,73
COFFEE, other than roasted or ground . . . Cwts.	8,587	17,855	23,421	22,479	3,453	4,25,893	10,43,168	15,75,245	12,10,723	1,56,83
DRUGS AND MEDICINES (excluding CHEMICALS AND NARCOTICS)— Quinine Salts— Quinine sulphate or bisulphate . . . lbs.	9,633	3,532	3,377	2,429	7,415	46,101	69,223	74,343	45,291	1,63,15
Quinine hydrochloride or dihydrochloride . . . "	713	623	523	319	576	18,431	22,732	18,937	8,153	15,751
Other sorts of Quinine salts . . . "	2,332	2,515	2,152	964	565	33,823	30,740	27,555	10,626	10,761
Other sorts of drugs and medicines . . . Value	—	—	—	—	—	19,760	14,918	11,385	11,097	1,44,363
Total Drugs and Medicines . . . "	—	—	—	—	—	1,18,115	1,37,608	1,27,220	75,167	3,34,071
GRAIN, PULSE AND FLOUR — Beans (dry) . . . Tons	385	460	1,463	1,166	612	61,620	74,724	2,27,264	1,42,479	69,574
Pulse . . . "	137	725	—	1,003	210	24,304	1,14,083	140	3,54,227	23,051
Rice not in the husk . . . "	395	—	—	9	4	47,295	—	72	1,233	361
Other sorts . . . "	2,220	1,623	1,341	—	112	2,05,672	2,43,099	1,54,957	137	12,778
Total Grain, Pulse and Flour . . . "	3,137	2,808	2,804	2,133	938	3,39,391	4,31,906	3,82,433	4,38,126	1,10,764
GUMS AND RESINS— Dammer (resins) . . . Cwts.	2,398	354	—	—	—	21,434	2,475	—	—	—
HARDWARE (excluding CUTLERY AND ELECTRO-PLATED WARE) . . . Value	—	—	—	—	—	1,34,703	1,57,339	2,13,013	2,66,976	2,51,030
INSTRUMENTS, APPARATUS AND APPLIANCES AND PARTS THEREOF . . . "	—	—	—	—	—	1,332	5,433	19,326	8,249	1,439
LIQUORS including DENATURED AND PERFUMED SPIRITS— Spirit— Rum . . . Gals.	76,798	51,626	193,752	24,221	17,676	1,04,264	66,425	2,46,563	27,799	20,042
Spirit, denatured . . . "	907,189	730,260	853,313	1,116,414	1,050,234	12,78,091	3,98,898	9,64,306	11,64,335	9,68,642
Other sorts of spirit . . . "	10,300	3,941	6,199	3,722	672	11,521	4,213	6,672	7,411	1,319
Total Spirit . . . "	994,287	785,827	1,053,269	1,144,357	1,068,682	13,93,876	9,71,536	12,17,541	12,00,045	10,10,503
Other sorts of liquors . . . "	88	31	87	341	202	277	225	303	1,512	347
Total Liquors . . . "	994,375	785,858	1,053,356	1,144,698	1,068,884	13,94,153	9,71,761	12,17,844	12,01,557	10,11,350
METALS AND ORNS . . . Tons	—	1	4	7	—	649	555	5,316	17,237	333
OILS— Mineral— Lubricating oils . . . Gals.	14,267	5,032	1,694	2,324	353	13,311	3,000	1,027	3,502	402
Other kinds . . . "	16	100	1,345	3,574	380	16	145	1,577	3,079	335
Total Mineral oils . . . "	14,283	5,132	3,039	5,798	733	13,327	3,145	2,604	6,581	737
Vegetable, non-essential— Coconut . . . "	—	—	479	—	19,675	—	—	1,251	—	23,314
Other sorts . . . "	2,090	243	8	192	5,364	3,859	500	23	557	6,369
Total vegetable, non-essential . . . "	2,090	243	487	192	25,039	3,859	500	1,274	557	34,683
Other sorts of oils . . . "	26	200	99	297	—	195	3,313	2,913	5,579	7,045
Total Oils (a) . . . "	16,399	5,625	3,625	6,287	—	17,331	6,958	6,796	12,717	42,965
PROVISIONS AND OILMAN'S STORES including FISH AND FRUITS AND VEGETABLES, CANNED OR BOTTLED— Farinaceous and patent foods— Farinaceous foods in bulk . . . Cwts.	47,595	112,560	79,802	27,251	54,746	5,13,451	12,48,335	8,26,219	2,53,766	4,75,031
Other sorts . . . "	81	339	203	27	—	635	2,341	1,678	425	73
Other sorts of provisions Value	—	—	—	—	—	1,233	29,744	4,094	6,520	4,314
Total Provisions and Oilman's stores . . . "	—	—	—	—	—	5,15,319	12,80,420	8,31,991	2,60,711	4,79,408
BEER MANUFACTURES . . . "	—	—	—	—	—	5	10,974	3,645	40,435	15,009
T . . . Tons	—	—	—	2,955	—	—	11	59	44,327	22

(a) Quantity not recorded from 1931-32.

No. 13—continued
 JAVA—continued
 IMPORTS THEREFROM—continued

ARTICLES	QUANTITY					VALUE				
	1927-28	1928-29	1929-30	1930-31	1931-32	1927-28	1928-29	1929-30	1930-31	1931-32
						R	R	R	R	R
SEEDS Tons	52	1	..	75	35	18,075	1,067	48	8,557	6,840
SPICES—										
Betelnuts Cwts.	3,098	3,704	6,331	11,355	12,667	84,917	72,345	1,03,188	1,71,155	1,59,208
Cloves "	..	166	..	2,208	1,546	..	10,270	..	1	..
Pepper "	9	794	975	831	73,155	83,304	1,39,333	83,657
Other sorts "	63	1	4	169	50	5,423	67	123	10,536	3,303
Total Spices "	3,170	4,665	7,360	13,732	14,263	93,176	1,55,848	1,92,115	3,71,540	2,46,073
STARCH AND FARINA "	3,839	994	8,504	33,455	7,480	54,235
SUGAR—										
Sugar, 16 Dutch standard and above (a) Tons	691,944	850,732	779,437	—	—	13,74,26,054	15,46,68,124	12,68,67,398	—	—
Sugar 23 Dutch standard and above "	—	—	—	715,307	336,132	—	—	—	8,44,50,182	4,07,25,300
Sugar below 23 Dutch Standard but not below 16 Dutch Standard "	—	—	—	87,000	30,617	—	—	—	92,04,624	28,90,134
Sugar, 15 Dutch standard and below "	229	51	1,673	7,439	9	42,102	8,670	3,20,379	6,05,219	1,002
Molasses "	97,107	63,575	71,780	102,022	40,191	40,34,262	23,31,451	26,23,466	42,53,704	15,32,195
Beet Sugar "	24
Total Sugar "	789,250	919,358	852,870	911,768	406,949	14,15,02,413	15,70,08,245	12,97,11,243	9,85,23,729	4,51,99,155
TEA—										
Black Lbs.	2,624,369	4,103,735	3,402,571	1,333,705	1,100,714	21,71,600	23,23,269	22,53,142	7,63,437	4,49,557
Green "	13,622	..	3,637	5,173	2,917	13,419	..	951	2,044	1,276
TEXTILES—										
Jute manufactures—										
Gunny bags No.	63,200	250	7,200	1,443	3,300	22,610	62	4,000	741	1,063
VEHICLES, <i>excluding</i> LOCOMOTIVES, ETC., FOR RAILWAYS—										
Mechanically propelled vehicles (<i>excluding</i> railway locomotives and tractors) Value	—	—	—	—	—	307	17,643	27,979	7,790	9,793
WOOD AND TIMBER—										
Teak Cub. Tons	614	8	93,903	919
Other kinds of wood and timber Value	—	—	—	—	—	3,200	964	6,995	8,841	243
Total Wood and Timber "	—	—	—	—	—	97,103	964	6,995	8,841	1,167
POSTAL ARTICLES NOT SPECIFIED "	—	—	—	—	—	2,775	2,106	4,193	3,149	3,161
ALL OTHER ARTICLES OF MERCHANDISE "	—	—	—	—	—	33,337	1,02,659	76,260	63,333	90,733
GRAND TOTAL "	—	—	—	—	—	14,70,76,220	16,41,57,339	13,66,33,429	10,34,17,240	4,84,72,226

EXPORTS THERETO

INDIAN MERCHANDISE

ARTICLES	QUANTITY					VALUE				
	1927-28	1928-29	1929-30	1930-31	1931-32	1927-28	1928-29	1929-30	1930-31	1931-32
						R	R	R	R	R
APPAREL (<i>including</i> DRAPERY, UNIFORMS, ACCOUTREMENTS, BUT <i>excluding</i> HOSIERY AND BOOTS AND SHOES) Value	—	—	—	—	—	43,786	29,775	20,792	11,270	9,733
BOOKS, PRINTED AND PRINTED MATTER (NOT BEING STATIONERY), <i>including</i> MAPS AND CHARTS Cwts.	492	536	639	262	285	54,335	55,541	69,961	34,135	37,617

(a) Sub-divided from 1930-31.

No. 13—continued
 JAVA—continued
 EXPORTS THERE TO—continued

INDIAN MERCHANDISE—continued

ARTICLES	QUANTITY					VALUE				
	1927-28	1928-29	1929-30	1930-31	1931-32	1927-28	1928-29	1929-30	1930-31	1931-32
						R	R	R	R	R
COAL AND COKE . . . Tons	1	2,284	2,400	432	..	10	25,186	25,200	6,180	..
CORDAGE AND ROPE OF VEGETABLE FIBRE (excluding JUTE AND COTTON) . . . Cwts.	779	1,955	1,124	653	547	27,012	63,980	33,204	21,594	14,102
DRUGS AND MEDICINES . . . Value	—	—	—	—	—	4,564	8,271	5,567	4,443	2,732
DYEING AND TANNING SUBSTANCES— Safflower . . . Cwts.	82	389	80	140	70	2,238	8,932	3,700	3,660	1,416
GRAIN, PULSES, AND FLOUR— Pulse . . . Tons	107	98	88	122	109	18,519	18,521	16,167	19,631	13,768
Rice, not in the husk . . . "	6,613	43,640	155,132	51,208	63,179	7,91,169	55,07,708	1,98,80,009	47,87,795	42,93,757
Wheat "	27	51	54	70	43	4,950	10,916	10,684	12,010	6,410
Other sorts "	2	9	..	10	13	775	2,962	321	2,378	1,860
Total Grain, Pulse, and Flour "	6,749	43,798	155,274	51,410	63,344	8,15,413	55,40,108	1,94,07,841	47,71,814	53,15,791
GUMS AND RESINS . . . Cwts.	3,741	4,100	2,740	2	509	56,475	55,750	36,125	100	4,500
HARDWARE AND CUTLERY, (excluding PLATED WARE) . Value	—	—	—	—	—	3,660	11,374	15,873	30,107	12,645
INSTRUMENTS, APPARATUS, AND APPLIANCES, AND PARTS THEREOF . . . "	—	—	—	—	—	79,693	74,643	1,70,736	46,906	1,21,270
LAC— Shell Cwts.	924	1,152	1,450	1,837	1,543	1,47,476	1,62,678	1,87,838	1,35,960	74,038
LEATHER— Skins, tanned or dressed { Tons =No. } Unwrought Cwts.	22 =79,768	44 =112,280	19 =46,975	1 =1,200	.. =500	1,01,700	1,70,205	82,384	3,600	500
	837	1,070	816	708	231	1,87,496	2,38,466	1,83,145	1,64,197	50,436
Machinery and Millwork of all kinds Value	—	—	—	—	—	..	1,940	6,007	1,750	..
MANURES— Hornmeal Tons	150	22,700
Sulphate of ammonia . . . "	401	68,000
Other sorts "	160	275	..	1	..	29,900	50,000	..	90	..
Total Manures "	561	275	150	1	..	97,900	50,000	22,700	90	..
METALS AND ORES "	269	209	235	195	233	66,328	94,525	1,32,995	1,06,616	88,010
Oils Gallons	641	664	1,581	235	570	2,005	1,556	5,672	3,607	2,607
OILCAKES— Groundnut cake . . . Tons Rope and Sesamum cake " } Chests } OPPIUM { =Cwts. }	495 1,205 =1,506	.. 904 =1,205	1,178 604 =755	82 643 =804	328 200 203 =253	50,400 .. 48,20,000 38,50,000	1,19,338 .. 24,16,000	7,650 .. 25,72,000	18,808 14,422 8,12,000
Paints and Painter's materials— Paints and colours . . . Cwts.	67	1	1	233	364	1,490	240	500	9,673	14,855
PROVISIONS AND OILMAN'S STORES— Ghl Cwts.	487	702	633	790	740	52,219	74,073	61,483	73,815	62,116
Pickles, chutnies, and condiments . . . "	450	621	548	309	101	17,195	21,357	10,288	12,560	7,866
Other sorts Value	—	—	—	—	—	2,349	3,717	1,706	4,035	1,015
Total Provisions and Oilman's Stores "	—	—	—	—	—	71,768	99,147	79,570	91,030	71,891

No. 13—continued

JAVA—continued

EXPORTS THEREOF—continued

INDIAN MERCHANDISE—concluded

ARTICLES	QUANTITY					VALUE				
	1927-28	1928-29	1929-30	1930-31	1931-32	1927-28	1928-29	1929-30	1930-31	1931-32
SEEDS—										
Oil seeds—										
Essential—										
Coriander . . . Tons	157	165	7	53	3	55,242	54,407	1,863	6,615	860
Cummin black . . . "	8	8	4	7	20	2,960	3,641	2,332	3,545	5,314
Other sorts . . . "	12	12	3	1	13	5,946	4,941	2,338	1,089	3,823
Total Seeds Essential . . . "	177	185	14	61	36	63,248	62,989	6,533	11,220	10,003
Non-essential—										
Tea "	63	25	61	20	27	1,78,118	90,207	1,71,535	43,458	59,481
Other sorts "	..	1	1	..	3	245	859	555	175	359
Total Seeds Non-essential . . . "	63	26	62	20	30	1,78,363	91,066	1,72,090	43,633	59,840
Other than oil seeds . . . "	..	1	80	205	120	138	85
Total Seeds "	240	212	76	81	66	2,41,671	1,54,260	1,78,748	54,991	69,877
SPICES Cwt.	51	56	107	82	85	3,195	4,026	6,998	5,284	4,116
TEXTILES—										
Cotton—										
Twist and yarn . . . Lbs.	..	10,000	5,000
Manufactures—										
Piece goods . . . Yards	2,734,283	4,084,692	3,194,500	2,992,633	2,834,830	12,30,470	17,94,743	13,09,313	12,68,237	12,74,040
Other sorts of manufactures . Value	—	—	—	—	—	11,480	3,910	4,600	3,670	1,000
Total Cotton manufactures (including twist and yarn) . . . "	—	—	—	—	—	12,41,950	18,03,653	13,13,913	12,71,907	12,75,040
Haberdashery and Millinery . . . "	—	—	—	—	—	23,280	11,300	12,020	4,907	2,355
Jute—										
Raw Ton	178	..	38	..	48	29,880
Manufactures—										
Gunny bags . . . No.	25,769,325	42,081,275	37,283,800	41,846,730	20,606,250	1,40,31,040	2,25,79,209	1,67,64,254	1,59,29,138	96,00,208
Gunny cloth . . . Yards	683,000	1,001,305	850,000	1,037,093	982,663	1,54,595	2,30,951	1,77,042	1,40,413	1,19,538
Rope and twine . . . Cwts.	11,008	19,319	14,803	15,619	14,123	2,36,973	3,82,073	2,86,889	2,55,562	2,02,149
Other kinds . . . Value	—	—	—	—	—	1,500	4,000	4,067	13,177	900
Total Jute manufactures (including twist and yarn) . . . "	—	—	—	—	—	1,50,24,108	2,31,06,233	1,72,32,252	1,63,38,390	99,22,793
Wool—										
Manufactures—										
Carpets and rugs . . . Lbs.	104,142	92,801	116,128	109,127	74,863	1,17,037	91,780	1,11,069	1,05,815	69,856
Other sorts . . . Value	—	—	—	—	—	2,000	250	1,380	300	..
Total Woollen manufactures . . . "	—	—	—	—	—	1,19,037	92,010	1,12,449	1,06,115	69,856
Other Textiles—										
Manufactured "	—	—	—	—	—	..	10,100	800
TOBACCO Lbs.	26,179	11,507	11,532	6,407	12,465	20,713	8,318	7,613	4,681	8,299
WAX OF ALL KINDS other than PARAFFIN WAX (excluding CANDLES) . . . Cwts.	251	231	46	25,453	24,470	4,590
POSTAL ARTICLE . . . Value	—	—	—	—	—	16,101	10,826	20,981	14,448	14,663
ALL OTHER ARTICLES OF MERCHANDISE . . . "	—	—	—	—	—	40,791	1,21,581	1,55,708	43,837	30,023
GRAND TOTAL	—	—	—	—	—	2,33,95,097	3,59,92,997	4,20,70,500	2,58,63,620	1,70,89,881

No. 13—continued
 JAVA—concluded
 EXPORTS THEREOF—concluded

FOREIGN MERCHANDISE										
ARTICLES	QUANTITY					VALUE				
	1927-28	1928-29	1929-30	1930-31	1931-32	1927-28	1928-29	1929-30	1930-31	1931-32
COAL AND COKE . . . Tons	10,768	10,639	5,090	1,950	--	2,26,862	1,90,135	98,820	35,180	--
DRING AND TANNING SUBS- TA NORS . . . Value	--	--	--	--	--	550	--	50	--	16,845
GUMS AND RESINS . . . Cwts.	457	810	578	631	256	6,275	11,855	10,570	6,598	2,710
HARDWARE (excluding OUTLETS AND ELECTRO- PLATED WARE) . . . Value	--	--	--	--	--	3,40,681	3,76,901	3,13,363	2,68,233	2,83,278
MACHINERY AND MILLWORK ..	--	--	--	--	--	27,403	19,830	7,910	27,897	7,000
OILS . . . Gals.	--	111,850	27,862	12,730	--	--	23,396	5,179	2,503	--
PROVISIONS AND OILMAN'S STORES (excluding FISH AND FRUITS AND VEGETABLES). Cwts.	96	31	13	134	8	4,019	2,136	490	7,820	375
ROBBE MANUFACTURES. Value	--	--	--	--	--	1,065	98	44,271	74,480	10,312
TEXTILES—										
Cotton manufactures—										
Piecegoods—										
Coloured, printed, or dyed . . . Yards	--	16,346	1,236	5,540	435	--	8,172	260	1,600	565
Other sorts of manu- factures . . . Value	--	--	--	--	--	500	--	400	1,300	--
Total Cotton manufac- tures (including Twist and Yarn) . . . "	--	--	--	--	--	500	8,172	660	2,900	565
Wool Manufactures . . . "	--	--	--	--	--	11,360	5,449	5,875	2,750	6,070
Other Textiles— Manufactures . . . "	--	--	--	--	--	--	16,300	7,500	5,600	--
VEHICLES (excluding LOCOMO- TIVES, ETC., FOR RAILWAYS),	--	--	--	--	--	350	2,07,075	64,650	4,847	24,793
POSTAL ARTICLES . . . "	--	--	--	--	--	--	210	--	--	--
ALL OTHER ARTICLES OF MERCHANDISE . . . "	--	--	--	--	--	27,173	20,297	89,437	39,750	16,165
GRAND TOTAL . . . "	--	--	--	--	--	6,45,163	8,91,706	5,99,603	4,76,058	3,68,113
GRAND TOTAL OF INDIAN AND FOREIGN MERCHAN- DISE . . . "	--	--	--	--	--	2,40,40,260	3,68,85,703	4,26,70,103	2,68,44,673	1,74,57,994

No. 13—continued

BORNEO (BRITISH AND DUTCH)

IMPORTS THEREFROM

ARTICLES	QUANTITY					VALUE				
	1927-28	1928-29	1929-30	1930-31	1931-32	1927-28	1928-29	1929-30	1930-31	1931-32
						R	R	R	R	R
OILS—										
Mineral—										
Fuel oils Gals.	14,992,002	15,498,772	18,262,335	24,204,084	24,262,568	41,96,760	33,85,577	36,68,838	52,67,992	50,20,557
Kerosene "	12,893,283	10,601,561	8,420,703	..	4,416,867	63,82,710	55,39,930	21,49,533	..	20,12,899
Lubricating oils "	10,688,569	9,688,581	10,507,058	4,927,488	3,727,880	54,68,682	47,26,192	59,20,873	27,79,227	21,06,205
Other kinds "	964,607	505,387	610,091	248,997	6,048	8,59,428	1,73,890	2,63,678	1,10,540	10,289
Total Mineral oils	39,038,458	36,294,251	32,800,187	29,380,374	32,418,363	1,64,07,580	1,38,25,079	1,20,22,812	81,77,768	91,49,950
PARAFFIN WAX Tons	38	51	13,128	16,048
WAX OF ALL KINDS Cwts.	678	1,480	16,848	22,464
POSTAL ARTICLES NOT SPECI-										
FIRED Value	—	—	—	—	—	..	45	268	54	17
ALL OTHER ARTICLES OF										
MERCHANDISE "	—	—	—	—	—	7,264	9,389	3,008	1,529	1,548
GRAND TOTAL	—	—	—	—	—	1,64,44,820	1,38,78,025	1,20,26,088	81,79,351	91,51,516

EXPORTS THERETO

INDIAN MERCHANDISE

ARTICLES	QUANTITY					VALUE				
	1927-28	1928-29	1929-30	1930-31	1931-32	1927-28	1928-29	1929-30	1930-31	1931-32
						R	R	R	R	R
HANDLES OF ALL KINDS Lbs.	26,221	7,029	9,922	3,084	1,188	7,374	1,976	2,791	862	384
CORDAGE AND ROPE OF VEGETABLE FIBRE (excluding JUTE AND COTTON) Cwts.	197	216	40	213	1,053	4,818	5,227	920	4,318	4,452
GRAIN, PULSE, AND FLOUR—										
Rice, not in the husk Tons	430	6	..	80	..	55,793	1,100	..	7,464	..
INSTRUMENTS, APPARATUS AND APPLIANCES, AND PARTS THEREOF Value	—	—	—	—	—	7,523	448	131
OPPIUM Chest	65	58	51	43	..	2,60,000	2,32,000	2,04,000	1,72,000	..
TEXTILES—										
Cotton manufactures (including) twist and yarn. Value	—	—	—	—	—	147	9,500	16,018	..	460
Jute—										
Manufactures—										
Gunny bags No.	974,600	1,313,350	932,300	233,400	72,000	4,31,025	5,40,995	3,53,759	69,954	22,585
Gunny cloth Yards	86,000	32,000	16,000	..	6,000	6,075	5,540	1,740	..	460
POSTAL ARTICLES Value	—	—	—	—	—	10,17,554	10,56,623	4,82,158	3,18,334	2,68,338
ALL OTHER ARTICLES OF										
MERCHANDISE "	—	—	—	—	—	8,591	2,560	4,777	592	2,720
GRAND TOTAL	—	—	—	—	—	17,93,900	18,55,969	10,16,239	5,69,024	2,99,339

FOREIGN MERCHANDISE

ARTICLES	QUANTITY					VALUE				
	1927-28	1928-29	1929-30	1930-31	1931-32	1927-28	1928-29	1929-30	1930-31	1931-32
						R	R	R	R	R
TOTAL VALUE	—	—	—	—	—	3,160	9,242	50	60	987
GRAND TOTAL OF INDIAN AND FOREIGN MERCHANDISE Value	—	—	—	—	—	17,97,060	18,65,211	10,16,339	5,69,034	3,00,326

CELEBES AND OTHER ISLANDS

IMPORTS THEREFROM

ARTICLES	QUANTITY					VALUE				
	1927-28	1928-29	1929-30	1930-31	1931-32	1927-28	1928-29	1929-30	1930-31	1931-32
						R	R	R	R	R
OILS—										
Mineral—										
Lubricating oils Gals.	13,000	2,257,788	2,155,536	246,947	..	15,200	11,52,412	11,00,231	61,786	..
Kerosene "	—	—	—	11,938,746	..	—	—	—	60,93,736	..
POSTAL ARTICLES NOT SPECIFIED Value	—	—	—	—	—	9,922	1,789	218	1,980	2,039
ALL OTHER ARTICLES OF										
MERCHANDISE "	—	—	—	—	—	16,175	10,068	11,141	3,216	2,089
GRAND TOTAL	—	—	—	—	—	41,297	11,64,264	11,11,592	61,65,668	4,177

CELEBES AND OTHER ISLANDS
NEW GUINEA (DUTCH)
SIAM

(466)

No. 13—continued

CELEBES AND OTHER ISLANDS—continued
EXPORTS THERETO

INDIAN MERCHANDISE

ARTICLES	QUANTITY					VALUE				
	1927-28	1928-29	1929-30	1930-31	1931-32	1927-28	1928-29	1929-30	1930-31	1931-32
						R	R	R	R	R
CORDAGE AND ROPE . . . Cwts.	130	615	1,020	1,270	234	4,050	14,270	24,570	30,585	6,536
GRAIN, PULSE, AND FLOUR— Rice in the husk . . . Tons	..	1	..	230	234	..	20,608	..
TEXTILES— Cotton— Twist and Yarn . . . Lbs.	..	15,200	58,800	13,050	53,499
Jute— Manufactures— Gunny bags . . . No.	1,808,300	2,300,200	2,647,600	2,040,000	1,077,900	8,77,622	11,05,227	9,92,436	6,26,082	3,98,358
Gunny cloth . . . Yards	150,000	180,000	179,000	90,000	40,000	25,332	30,425	24,810	12,762	4,650
Other kinds . . . Value	18,088	19,671	23,900	24,496	7,695
Total Jute manufactures (including twist and yarn) . . . Value	9,21,077	11,55,323	10,41,145	6,63,339	3,10,603
Silk, Raw . . . Lbs.	1,430	17,355	.. 177	.. 248	.. 553	..
POSTAL ARTICLES . . . Value
ALL OTHER ARTICLES OF MER- CHANDISE . . . Value	7,639	5,380	2,815	7,023	5,206
GRAND TOTAL . . . Value	9,50,121	11,88,434	11,22,277	7,22,108	3,22,347

FOREIGN MERCHANDISE

ARTICLES	QUANTITY					VALUE				
	1927-28	1928-29	1929-30	1930-31	1931-32	1927-28	1928-29	1929-30	1930-31	1931-32
						R	R	R	R	R
TOTAL VALUE . . . Value	1,250	6,268	..	330	..
GRAND TOTAL OF INDIAN AND FOREIGN MER- CHANDISE . . . Value	9,61,371	11,94,702	11,22,277	7,22,438	3,22,347

NEW GUINEA (DUTCH)

IMPORTS THEREFROM

ARTICLES	QUANTITY					VALUE				
	1927-28	1928-29	1929-30	1930-31	1931-32	1927-28	1928-29	1929-30	1930-31	1931-32
						R	R	R	R	R
OILS, MINERAL— Petroleum dangerous flash- ing below 70°F. including petrol, benzene and benzol. Gals	790,265	10,37,223
GRAND TOTAL . . . Value	10,37,223

EXPORTS THERETO

INDIAN MERCHANDISE

ARTICLES	QUANTITY					VALUE				
	1927-28	1928-29	1929-30	1930-31	1931-32	1927-28	1928-29	1929-30	1930-31	1931-32
						R	R	R	R	R
TOTAL VALUE . . . Value	2,227	6,322	546

FOREIGN MERCHANDISE

Nil

SIAM

IMPORTS THEREFROM

ARTICLES	QUANTITY					VALUE				
	1927-28	1928-29	1929-30	1930-31	1931-32	1927-28	1928-29	1929-30	1930-31	1931-32
						R	R	R	R	R
CANDLES OF ALL KINDS . . . Lbs.	49,425	..	61	2	70	16,493	..	31	1	23
GRAIN, PULSE AND FLOUR— Rice in the husk . . . Tons	1,504	2,421	2,10,690	3,28,799
Rice not in the husk . . . Tons	4,355	7,410	..	101	2,292	5,81,430	11,38,578	..	11,236	2,74,023
Hides and Skins, raw . . . Tons	..	4	..	69	292
Opium . . . Lbs.	..	502	2,500	4,603	18,823	..	8,386	315	81,802	65,110
PRECIOUS STONES AND PEARLS, UNSET . . . Value	62,000
PROVISIONS AND OILMAN'S STORES— Milk foods for infants and invalids . . . Cwts.	54	46	15,824	40
Milk, condensed and pro- served (including milk cream) . . . Value	227	1	2	19,021	47	..	64	62
RUBBER— Manufactures— Pneumatic motor covers . . . No.	..	37	719	629	26	..	2,214	38,568	12,818	1,039
TEXTILES— Cotton manufactures (including Twist and Yarn) . . . Value
Silk, raw . . . Lbs.	10,921	7,111	6,224	286	329	4,298	34,469	2,521	4,628	630
WOOD AND TIMBER— Teak . . . Cubic Tons	7,699	9,420	9,872	10,434	11,268	54,768	38,518	32,462	1,716	1,800
Other kinds of wood and Timber . . . Value	11,40,642	14,80,168	15,41,310	14,95,224	13,95,549
Manufactures of wood (other than furniture and cabinetware) . . . Value	1,64,226	28,027	1,80,068	1,32,089	68,226
POSTAL ARTICLES NOT SPECIFIED . . . Value	112	20	17,996	25	3,402
ALL OTHER ARTICLES OF MERCHANDISE . . . Value	59,339	13,413	50,973	59,196	36,136
GRAND TOTAL . . . Value	38,802	81,816	89,472	48,867	24,910
	23,12,019	31,61,704	18,53,630	17,92,666	18,91,009

No. 13—continued

SIAM—continued

EXPORTS THERETO

INDIAN MERCHANDISE

ARTICLES	QUANTITY					VALUE				
	1927-28	1928-29	1929-30	1930-31	1931-32	1927-28	1928-29	1929-30	1930-31	1931-32
ANIMALS, LIVING . . . No.	128	47	29	30	..	7,070	2,380	950	1,020	..
APPAREL (including DRESS, UNIFORMS, ACCOUTREMENTS, BUT excluding HOSIERY AND BOOTS AND SHOES) . . . Value	—	—	—	—	—	8,353	6,036	6,701	7,851	4,440
BUNDLES OF ALL KINDS . . . Lbs.	352,511	399,577	480,296	367,780	206,996	99,759	1,11,906	1,20,783	75,585	58,237
CHEMICALS AND CHEMICAL PREPARATIONS—										
Potassium compounds—										
Saltpetre . . . Cwts.	2,177	..	20	24	697	55,010	..	320	480	12,252
COIR, MANUFACTURED (excluding ROPE) . . . Tons	9	13	34	7	6	4,302	5,531	16,685	3,045	2,902
CORDAGE AND ROPE OF VEGETABLE FIBRE (excluding JUTE AND COTTON) . . . Cwts.	4,382	5,471	4,420	2,875	4,408	1,38,101	1,41,279	1,12,304	72,511	96,077
DRUGS AND MEDICINES (excluding CHEMICALS AND NARCOTICS) . . . Value	—	—	—	—	—	11,750	10,508	4,615	4,069	4,005
DYEING AND TANNING SUBSTANCES . . . Cwts.	261	251	176	57	170	22,052	3,490	3,123	1,042	2,034
FISH (excluding CANNED FISH) . . . "	171	173	184	210	69	6,960	6,131	7,700	5,949	2,420
FODDER, BRAN, AND POLLARDS (excluding OILCAKE) . . . Tons	1,186	1,471	1,702	1,739	1,376	75,465	94,105	1,05,438	70,541	57,865
GRAIN, PULSE, AND FLOUR—										
Pulse . . . "	140	139	174	182	215	32,354	46,631	39,451	40,523	31,358
Rice, not in the husk . . . "	6,615	7,852	8,707	8,251	6,816	10,27,934	10,47,981	11,57,875	8,76,687	4,44,729
Wheat flour . . . "	173	232	242	293	316	47,076	59,239	55,046	61,875	39,116
Other sorts . . . "	15	11	11	25	27	3,982	3,181	2,694	4,317	2,505
Total Grain, pulse, and flour . . . "	6,943	8,285	9,184	8,756	6,874	11,11,848	11,57,082	12,56,066	9,83,402	5,17,788
INSTRUMENTS, APPARATUS AND APPLIANCES AND PARTS THEREOF . . . Value	—	—	—	—	—	1,39,521	57,744	98,551	13,505	5,758
LAC—										
Shell . . . Cwts.	58	66	6,600	3,697	..
LEATHER—										
Hides and skins, tanned or dressed . . . { Tons =No.	1 =4,250	4 =10,487	2 =14,046	1 =2,000	1 =1,785	5,537	12,838	14,084	2,700	1,005
Other sorts . . . Value	—	—	—	—	—	3,366	7,577	10,987	64,841	29,200
Total leather . . . "	—	—	—	—	—	8,903	20,465	25,071	67,541	30,205
METALS AND ORBS . . . Tons	173	119	14	522	3	76,123	60,905	31,440	48,907	5,638
OILS—										
Essential—										
Sandalwood . . . Gals.	224	14,000
Vegetable, non-essential—										
Linseed . . . "	11,406	3,250	2,118	32,254	10,037	2,687
Other sorts . . . "	999	1,062	1,121	1,486	1,936	3,150	3,458	3,779	3,826	4,406
Total vegetable, non-essential . . . "	999	1,062	12,527	4,736	4,054	3,150	3,458	36,033	13,863	7,093
Other kinds . . . "	1,936	942	796	1,132	944	1,137	982	503	634	577
Total Oils . . . "	2,935	2,004	13,323	5,868	5,222	4,287	4,440	36,536	14,547	21,670
OPIMUM . . . { Chests =Cwts.	1,565 =1,956	1,891 =1,725	1,333 =1,542	1,044 =1,205	369 =1,086	62,60,000	55,64,000	49,32,000	41,76,000	34,76,000
PARAFFIN WAX . . . Tons	285	256	194	448	87	1,29,390	1,17,731	83,156	2,14,312	36,540
PERFUMERY including musk (not being PERFUMED SPIRITS) . . . Value	—	—	—	—	—	4,116	2,129	2,396	7,777	2,123
PROVISIONS AND OILMAN'S STORES . . . "	—	—	—	—	—	86,077	1,12,753	69,294	94,513	92,501

No. 13—continued
SIAM—continued
EXPORTS THERETO—continued

INDIAN MERCHANDISE—continued

ARTICLES	QUANTITY					VALUE				
	1927-28	1928-29	1929-30	1930-31	1931-32	1927-28	1928-29	1929-30	1930-31	1931-32
SEEDS—										
Oil seeds—										
Essential . . . Tons	19	17	9	8	8	8,981	9,855	5,844	5,847	4,923
Other kinds . . . "	10	3	5	2	4	3,648	1,597	2,236	1,039	1,724
Total Seeds . . . "	29	20	14	10	12	12,624	11,452	7,580	6,886	6,647
TEA; BLACK . . . Lbs.	6,028	8,051	3,104	3,311	2,179	6,071	8,388	2,870	3,208	1,881
TEXTILES—										
Cotton—										
Waste . . . Cwts.	125	198	1,079	87	80	3,986	7,250	30,650	2,500	2,500
Twist and yarn . . . Lbs.	1,622,646	1,849,328	1,697,500	1,576,800	1,054,000	14,34,346	15,25,350	14,03,287	12,85,491	7,47,42
Manufactures—										
Piece goods—										
Grey (unbleached). Yards	162,715	498,760	133,440	43,288	22,940	69,480	1,46,597	33,170	18,688	7,2
White (bleached) . . . "		10,900	15,200	600	8,000		4,300	5,950	200	2,00
Coloured, printed, or dyed . . . "	1,725,588	1,866,227	1,959,408	1,276,086	655,568	11,51,210	12,69,732	11,06,838	9,18,076	4,84,80
Total piece goods . . . "	1,888,303	2,375,887	2,108,048	1,819,924	688,498	12,10,640	14,14,629	11,45,958	9,31,964	4,64,00
Other sorts of manufactures . . . Value						6,34,940	1,57,532	2,94,320	24,881	44,3
Total Cotton manufactures (including twist and yarn) . . . "						32,79,926	30,97,511	28,43,665	21,92,336	12,35,00
Haberdashery and millinery . . . "						2,41,245	1,12,185	1,49,486	76,120	14,1
Jute—										
Manufactures—										
Gunny bags . . . No.	14,424,500	12,410,200	10,509,600	3,998,100	6,199,700	74,00,340	61,32,238	44,09,575	14,17,400	18,50,00
Other kinds . . . Value						4,215	2,411	2,325	6,554	
Total Jute manufactures (including twist and yarn) . . . "						74,04,555	61,34,649	44,11,900	14,23,954	18,50,00
SILK—										
Silk, raw . . . Lbs.	27,412	7,069	4,415	18,470		2,16,372	88,610	48,468	1,80,342	

No. 13—continued
SIAM—continued
EXPORTS THERETO—continued

INDIAN MERCHANDISE—concluded

ARTICLES	QUANTITY					VALUE				
	1927-28	1928-29	1929-30	1930-31	1931-32	1927-28	1928-29	1929-30	1930-31	1931-32
						R	R	R	R	R
TOBACCO—										
Unmanufactured Lbs.	18,376	3,573	14,679	65,610	7,832	9,396	2,188	4,082	5,164	2,208
Manufactured—										
Cigars	23,619	22,904	25,058	20,581	4,092	23,374	22,099	24,987	19,687	4,042
Other sorts	15,297	20,981	18,772	17,748	8,584	7,647	11,025	9,835	8,894	4,254
Total Tobacco	57,292	47,458	58,509	103,939	20,508	40,417	36,212	38,904	33,735	10,504
WAX OF ALL KINDS other than PARAFFIN WAX (excluding CANDLES) Cwts.	4,503	7	1,02,649	700
WOOD AND TIMBER Value	6,726	8,024	2,506	955	170
POSTAL ARTICLES	2,59,098	2,42,005	2,00,978	1,50,005	70,570
ALL OTHER ARTICLES OF MERCHANDISE	26,807	21,408	02,129	22,500	16,818
GRAND TOTAL	1,98,40,787	1,72,51,866	1,47,01,412	99,54,204	76,37,807

FOREIGN MERCHANDISE

ARTICLES	QUANTITY					VALUE				
	1927-28	1928-29	1929-30	1930-31	1931-32	1927-28	1928-29	1929-30	1930-31	1931-32
						R	R	R	R	R
APPAREL (including DRAPERY, UNIFORMS, ACCOUTREMENTS, BUT excluding HOSIERY AND BOOTS AND SHOES) Value	7,532	11,858	5,071	1,483	800
COAL AND COKE Tons	505	242	2,015	475	..	11,802	4,920	80,994	9,025	..
DRUGS AND MEDICINES (excluding CHEMICALS AND NARCOTICS) Value	3,278	2,777	1,595	2,035	1,300
DYEING AND TANNING SUBSTANCES—										
Aniline Lbs.	17,998	2,240	..	35,978	400	..
Other sorts Value	18,522	6,779	1,360	415	180
Total Dyeing, etc.	54,500	6,779	1,360	815	180
HARDWARE (excluding CUTLERY AND ELECTROPLATED WARE) Value	8,464	6,910	9,049	12,787	974
INSTRUMENTS, APPARATUS, APPLIANCES, AND PARTS THEREOF	10,361	12,385	10,519	830	630
LEATHER MANUFACTURE	580	5,100	..	250	..
MACHINERY AND MILLWORK	17,884	2,213	7,070	12,480	8,965
MATCHES Gross of boxes	..	60,000	52,950
METALS AND ORES TONS	77	..	1	1	10	12,247	600	1,450	2,555	20,609
PERFUMERY (not being PERFUMED SPIRITS) Value	5,115	950	4,800	2,215	2,715
PROVISIONS AND OILMAN'S STORES including FISH AND FRUITS AND VEGETABLES CANNED OR BOTTLED Cwt.	62	32	29	48	85	2,578	2,265	1,410	1,900	22,250

FOREIGN MERCHANDISE—continued

ARTICLES	QUANTITY					VALUE				
	1927-28	1928-29	1929-30	1930-31	1931-32	1927-28	1928-29	1929-30	1930-31	1931-32
TEXTILES—						R	R	R	R	R
Cotton—										
Piece-goods—										
Grey (unbleached) . Yards	1,738	4,700	6,470	900	1,770	2,150
White (bleached) . "	5,120	1,300	..
Coloured, printed, or dyed . "	3,200	4,633	1,770	50,971	10,462	2,600	1,700	868	25,215	2,869
Fents of all descriptions . "	1,563	520	..
Total Piece-goods . "	4,938	9,332	8,240	57,658	10,462	3,500	3,470	3,018	27,035	2,869
Other sorts of manufactures . Value	—	—	—	—	—	2,870	1,150	416	150	66
Total Cotton manufactures (including twist and yarn) . "	—	—	—	—	—	6,370	4,620	3,429	27,185	2,935
Wool—										
Manufacture—										
Shawls No.	..	13,349	22,796
VEHICLES, excluding LOCOMOTIVE, ETC., FOR RAILWAYS—										
Carriages and carts (excluding railway carriages), and parts thereof . Value	—	—	—	—	—	7,800	800	17,200
ALL OTHER ARTICLES, OF MERCHANDISE "	—	—	—	—	—	25,998	17,233	17,484	28,011	14,702
GRAND TOTAL "	—	—	—	—	—	1,73,509	1,68,031	1,22,245	1,00,601	76,080
GRAND TOTAL OF INDIAN AND FOREIGN MERCHANDISE "	—	—	—	—	—	2,00,14,296	1,74,09,947	1,48,28,657	1,00,54,675	77,18,867

INDO-CHINA (INCLUDING COCHIN-CHINA, CAMBODIA, ANNAM, TONKIN AND FRENCH LEASED TERRITORIES IN CHINA)

IMPORTS THEREFROM

ARTICLES	QUANTITY					VALUE				
	1927-28	1928-29	1929-30	1930-31	1931-32	1927-28	1928-29	1929-30	1930-31	1931-32
Coal and Coke Tons	600	12,000
(GRAIN, PULSE AND FLOUR—										
Rice in the husk . Tons	10,971	41,339	699	1,651	9,030	11,61,214	45,37,786	1,03,659	1,21,739	5,70,267
Rice not in the husk . "	10,303	104,567	4,893	3,482	12,943	12,37,343	1,46,25,669	6,77,611	3,72,527	10,79,867
Other sorts "	..	78	600	11,400	3,000
Total Grain, Pulse, etc. "	21,274	146,484	6,192	5,033	21,973	24,48,557	1,91,74,855	7,84,470	4,94,266	16,50,134
Hides and skins, raw . { Tons } { —Nos. }	1 —8,238	6 —132,852	16,285	1,13,152
WOOD AND TIMBER—										
Timber other than Railway Sleepers—										
Teak wood . Cubic Tons	2,105	1,956	614	63	449	3,51,528	3,01,419	74,919	10,011	57,412
Other kinds of wood and Timber . Value	—	—	—	—	—	10	30	1,23,104	11,635	29,826
POSTAL ARTICLE REVENUE "	—	—	—	—	—	188	1,584	1,103	3,917	453
ALL OTHER ARTICLES OF MERCHANDISE "	—	—	—	—	—	22,146	27,514	12,991	13,256	25,902
GRAND TOTAL "	—	—	—	—	—	28,22,429	1,95,05,462	9,96,587	5,49,470	18,79,584

No. 13—continued

INDO-CHINA (INCLUDING COCHIN-CHINA, CAMBODIA, ANNAM, TONKIN AND FRENCH
LEASED TERRITORIES IN CHINA)—continued

EXPORTS THEREOF

INDIAN MERCHANDISE

ARTICLES	QUANTITY					VALUE				
	1927-28	1928-29	1929-30	1930-31	1931-32	1927-28	1928-29	1929-30	1930-31	1931-32
ANIMALS, LIVING No.	14	..	30	R 7,000	R ..	R 3,200	P ..	R ..
CORDAGE AND ROPE OF VEGETABLE FIBRE (excluding JUTE AND COTTON) Cwts.	3,174	2,745	1,148	1,832	1,816	99,992	76,616	31,230	43,673	31,762
INSTRUMENTS, APPARATUS AND APPLIANCES AND PARTS THEREOF Value	—	—	—	—	—	8,558	2,105	993	345	1,013
METALS AND ORES—										
IRON OR STEEL—										
Pig Tons	1,010	35,340
OPIMUM } Chests	2,142	1,522	1,662	1,321	1,101	} 65,68,000	} 60,88,000	} 66,48,000	} 52,84,000	} 44,04,000
" } =Cwts.	—2,664	—1,902	—2,077	—1,651	—1,376					
PARAFFIN WAX Tons	60	190	..	65	..	27,300	96,250	..	29,575	..
PERFUMERY (not being PERFUMED SPIRITS) Value	—	—	—	—	—	10,197	10,838	18,495	9,907	5,980
PROVISIONS AND OILMAN'S STORES—										
Ghi Cwts.	791	668	907	637	458	63,445	54,145	75,070	48,460	35,535
SEEDS Tons	7	5	16	2	1	24,124	10,162	33,944	3,399	4,790
TEXTILES—										
Cotton—										
Raw "	6,918	2,756	4,565	1,334	2,625	66,26,755	29,32,492	39,11,983	8,22,225	14,89,000
Twist and yarn Lbs.	3,200	9,140	11,200	1,300	5,625	11,200
Manufactures—										
Piece goods Yds.	601,192	145,890	97,200	3,70,007	1,00,790	53,525
Jute—										
Manufactures—										
Sanny bags No.	13,883,200	15,424,350	12,029,000	5,271,800	4,681,700	65,04,168	72,98,586	51,09,982	16,89,033	12,87,266
" cloth Yards	280,000	120,000	115,000	353,000	105,000	53,037	26,900	19,356	40,664	11,925
Rope and twine Cwts.	7,168	3,832	2,556	3,103	2,059	1,47,122	82,024	49,807	56,202	32,499
Other sorts Value	—	—	—	..	—	193
Total Jute manufactures (including twist and yarn) "	—	—	—	—	—	67,09,327	74,08,410	51,70,346	17,85,919	13,31,670
Woolen manufactures "	—	—	—	—	—	8,325
TOBACCO—										
Unmanufactured Lbs.	..	137	66,474	..	130	31,860
POSTAL ARTICLES "	—	—	—	—	—	1,66,155	1,54,513	1,18,666	46,511	23,557
ALL OTHER ARTICLES OF MERCHANDISE "	—	—	—	—	—	25,897	11,549	14,557	7,173	7,572
GRAND TOTAL "	—	—	—	—	—	2,27,36,892	1,69,61,625	1,60,95,209	80,81,187	73,52,019

FOREIGN MERCHANDISE

ARTICLES	QUANTITY					VALUE				
	1927-28	1928-29	1929-30	1930-31	1931-32	1927-28	1928-29	1929-30	1930-31	1931-32
POSTAL ARTICLES Value	—	—	—	—	—	R 7,010	R 1,256	R 52,908	R 534	R 633
ALL OTHER ARTICLES OF MERCHANDISE "	—	—	—	—	—	12,137	4,226	9,765	21,850	7,469
GRAND TOTAL "	—	—	—	—	—	19,197	5,482	62,671	2,384	8,102
GRAND TOTAL OF INDIAN AND FOREIGN MERCHANDISE "	—	—	—	—	—	2,27,56,089	1,69,67,107	1,61,57,880	80,83,571	73,60,121

No. 13—continued
PHILIPPINE ISLANDS AND GUAM
IMPORTS THEREFROM

ARTICLES	QUANTITY					VALUE				
	1927-28	1928-29	1929-30	1930-31	1931-32	1927-28	1928-29	1929-30	1930-31	1931-32
						P	P	P	P	P
CORDAGE AND ROPE OF VEGETABLE FIBRE (excluding JUTE AND COTTON) Cwts.	4,409	3,703	7,370	3,557	5,264	1,89,720	1,31,751	2,21,755	99,855	1,16,092
MACHINERY AND MILL WORK— Machinery not being Primemovers or electrical machinery— Oil crushing and Re-finishing machinery .Value	—	—	—	—	—	—	20,228	—	15,249	—
TEXTILES— Hemp, raw . Cwts.	31,924	23,222	24,151	14,717	11,791	8,74,887	5,80,369	6,89,926	3,29,980	1,80,371
TOBACCO— Unmanufactured . Lba.	204	134,510	50	1,46,739
Manufactured— Cigars Lba.	20,061	17,248	22,438	21,315	14,071	87,461	74,730	87,302	89,561	57,523
Others "	256	..	117	3	..	70	..	154	33	..
Total Tobacco . . . "	20,521	17,248	22,555	21,318	148,581	87,531	74,730	87,456	89,594	2,04,261
POSTAL ARTICLES NOT SPECIFIED . . . Value	—	—	—	—	—	..	20	9	9	7
ALL OTHER ARTICLES OF MERCHANDISE . . . "	—	—	—	—	—	25,135	6,820	8,329	10,289	11,091
GRAND TOTAL	—	—	—	—	—	11,77,323	8,18,915	10,07,505	5,38,929	5,11,823

EXPORTS THERETO

INDIAN MERCHANDISE

ARTICLES	QUANTITY					VALUE				
	1927-28	1928-29	1929-30	1930-31	1931-32	1927-28	1928-29	1929-30	1930-31	1931-32
						P	P	P	P	P
CANDLES OF ALL KINDS . Lba.	24,999	7,030
COAL AND COKE— Coal Tons	45,970	82,203	57,868	32,985	37,007	3,70,533	6,92,585	5,00,556	2,84,310	3,17,769
FODDER, BRAN, AND POLLARDS (excluding OILCAKE) . "	60	45	30	71	70	11,400	7,800	4,800	11,544	11,800
GRAIN, PULSE AND FLOUR RICE NOT IN THE HUSK . "	1	..	2,500	360	175	3,02,377
LAD— Shell Cwts.	355	1,315	452	1,232	877	52,391	1,81,178	60,400	1,08,238	48,225
METALS AND ORES . Tons	11	2	2	2	2	3,277	5,926	4,680	4,905	3,900
OILS— Vegetable, non-essential— Linseed Gals.	24,954	19,400	31,711	21,170	14,190	54,292	45,701	30,161	44,953	24,023
Other sorts . . . "	502	800	480	840	840	336	3,060	1,200	1,400	5,548
Total Vegetable, non-essential . . . "	25,456	20,200	32,191	22,010	17,030	55,128	47,761	31,361	46,353	29,576
PARAFFIN WAX . Tons	..	159	150	605	225	..	1,05,000	1,05,000	2,67,050	1,15,500
PROVISIONS AND OILMAN'S STORES . Value	—	—	—	—	—	3,620	5,347	4,920	3,530	11,175
TEXTILES— Cotton— Raw Tons	36	18,000	..
Twist and yarn . Lba.	84,253	62,000	21,000	3,000	..	96,322	74,161	24,951	2,909	..
Manufactures— Viscose/cellulose . Yds.	13,000	3,000	6,895	1,703

No. 13—continued

PHILIPPINE ISLANDS AND GUAM—continued

EXPORTS THERETO—continued

INDIAN MERCHANDISE—continued

ARTICLES	QUANTITY					VALUE				
	1927-28	1928-29	1929-30	1930-31	1931-32	1927-28	1928-29	1929-30	1930-31	1931-32
TEXTILES—contd.						R	R	R	R	R
Jute—										
Manufactures										
Gunny bags . . . No.	4,563,600	5,225,500	7,108,600	5,166,200	5,557,800	14,06,300	15,94,428	19,09,634	12,59,106	10,17,803
" cloth . . . Yards	12,347,000	10,327,000	14,590,600	15,840,000	16,177,000	23,85,184	25,95,567	33,20,986	28,45,653	24,59,643
Other kinds . . . Value	—	—	—	—	—	355	4,941	1,542	510	5,020
Total Jute Manufactures (including Twist and Yarn) . . .	—	—	—	—	—	42,91,839	41,94,936	53,22,162	41,05,269	34,82,465
Woolen Manufactures	—	—	—	—	—	10,650	7,939	9,035	2,160	2,200
Toys and requisites for games and sports including fishing tackles (other than fire-arms)	—	—	—	—	—	4,999	8,784	10,895	9,305	6,227
WOOD AND TIMBER—										
Teakwood . . . Cubic tons	—	—	—	100	—	—	—	—	30,090	—
ALL OTHER ARTICLES OF MERCHANDISE . . . Value	—	—	—	—	—	6,133	11,702	14,665	20,659	21,233
GRAND TOTAL	—	—	—	—	—	49,25,547	53,45,452	64,45,732	49,14,312	40,50,070

FOREIGN MERCHANDISE

ARTICLES	QUANTITY					VALUE				
	1927-28	1928-29	1929-30	1930-31	1931-32	1927-28	1928-29	1929-30	1930-31	1931-32
ANIMALS, LIVING.—HORSES	No.	6	12,000
OILS	Gals.	..	36,980	7,986
WOOLLEN MANUFACTURES	Value	—	—	—	—	16,853	1,200	3,738	2,000	3,491
ALL OTHER ARTICLES OF MERCHANDISE . . .	Value	—	—	—	—	8,232	6,502	1,630	5,491	17,222
GRAND TOTAL	Value	—	—	—	—	24,635	15,633	17,428	7,491	20,713
GRAND TOTAL OF INDIAN AND FOREIGN MERCHANDISE	Value	—	—	—	—	49,50,182	53,61,140	64,63,140	49,21,803	40,70,783

MACÃO

IMPORTS THEREFROM

ARTICLES	QUANTITY					VALUE				
	1927-28	1928-29	1929-30	1930-31	1931-32	1927-28	1928-29	1929-30	1930-31	1931-32
TOTAL VALUE	—	—	—	—	—	—	110	—	—	—

EXPORTS THERETO

INDIAN MERCHANDISE

ARTICLES	QUANTITY					VALUE				
	1927-28	1928-29	1929-30	1930-31	1931-32	1927-28	1928-29	1929-30	1930-31	1931-32
TOTAL VALUE	—	—	—	—	—	5,550	—	—	—	—

FOREIGN MERCHANDISE

FORMOSA
IMPORTS THEREFROM

ARTICLES	QUANTITY					VALUE				
	1927-28	1928-29	1929-30	1930-31	1931-32	1927-28	1928-29	1929-30	1930-31	1931-32
TOTAL VALUE	—	—	—	—	—	R 178	R ..	R ..	R ..	R 840

EXPORTS THERETO

INDIAN MERCHANDISE

ARTICLES	QUANTITY					VALUE				
	1927-28	1928-29	1929-30	1930-31	1931-32	1927-28	1928-29	1929-30	1930-31	1931-32
GRAIN, PULSE AND FLOUR—						R	R	R	R	R
Rice, not in the husk . Tons	16,462	88,907	81,220	25,00,826	52,01,251	40,29,245
TEXTILES—										
Jute—										
Raw	1,816	723	630	205	718	3,74,902	2,17,514	1,40,350	39,490	1,23,550
Manufactures—										
Gunny bags . . . No.	3,552,000	2,978,000	3,992,450	3,255,600	3,889,600	18,83,480	15,87,996	17,92,560	11,12,524	10,16,264
Gunny cloth . . . Yards	..	50,000	..	80,000	11,000	..	18,400	..
Rope and twine . . . Cwts.	45	7,500
ALL OTHER ARTICLES OF MERCHANDISE . . . Value	—	—	—	—	—	..	1,985	1,790	2,425	3,140
GRAND TOTAL . . .	—	—	—	—	—	47,59,208	70,19,746	59,68,945	11,72,839	11,50,454

FOREIGN MERCHANDISE

ARTICLES	QUANTITY					VALUE				
	1927-28	1928-29	1929-30	1930-31	1931-32	1927-28	1928-29	1929-30	1930-31	1931-32
TOTAL VALUE	—	—	—	—	—	R 270	R ..	R ..	R ..	R ..
GRAND TOTAL OF INDIAN AND FOREIGN MERCHANDISE . . . Value	—	—	—	—	—	47,59,478	70,19,746	59,68,945	11,72,839	11,50,454

HONGKONG
IMPORTS THEREFROM

ARTICLES	QUANTITY					VALUE				
	1927-28	1928-29	1929-30	1930-31	1931-32	1927-28	1928-29	1929-30	1930-31	1931-32
APPAREL (excluding HOSIERY AND BOOTS AND SHOES)—						R	R	R	R	R
Apparel (including drapery, uniforms, accoutrements) . . . Value	—	—	—	—	—	77,068	22,805	22,696	36,750	21,069
Hats, caps, bonnets, and hatters' ware . . .	—	—	—	—	—	19,669	19,607	14,707	19,934	24,854
Others	—	—	—	—	—	..	336	475	5,086	5,132
Total Apparel . . .	—	—	—	—	—	96,737	42,748	37,878	61,720	54,055
BEARING FOR MACHINERY . . .	—	—	—	—	—	962	..	7,964	10,776	627
BOOKS, PRINTED & PRINTED MATTER (not being STATIONERY) INCLUDING MAPS AND CHARTS . Cwts.	122	59	42	68	74	14,519	6,882	4,602	6,172	5,677
Books and Shoes . Pairs	4,854	2,923	4,974	10,295	20,702	3,101	2,984	4,499	11,530	11,873
BRUSHES AND BROOMS . Dozen	25,080	7,229	4,355	2,722	9,961	19,181	10,820	8,813	6,129	7,796
BUILDING AND ENGINEERING MATERIALS, other than OF IRON, STEEL, OR WOOD—										
Asphalt Tons	200	17,070
Cement	242	..	17	112	..	13,706	24	1,000	4,550	..
Other kinds Value	—	—	—	—	—	314	520	99	436	51
Total Building and Engineering materials, etc. . .	—	—	—	—	—	31,180	544	1,099	4,986	51
CANES AND BATTANS . Cwts.	219	217	220	365	247	12,923	13,596	11,197	21,052	13,705
CHEMICALS AND CHEMICAL PREPARATIONS (excluding CHEMICAL MANURES AND MEDICINES)—										
Arsenic and its oxides . . .	768	690	555	371	575	50,182	50,260	40,639	63,437	34,149
Other sorts Value	—	—	—	—	—	6,031	23,804	21,710	22,712	24,153
Total Chemicals, and Chemical preparations, etc. . .	—	—	—	—	—	56,213	74,064	62,359	86,149	58,302

No. 13—continued

HONGKONG—continued
IMPORTS THEREFROM—continued

ARTICLES	QUANTITY					VALUE				
	1927-28	1928-29	1929-30	1930-31	1931-32	1927-28	1928-29	1929-30	1930-31	1931-32
CHINESE AND JAPANESE WARE . . . Value	—	—	—	—	—	R	R	R	R	R
COFFEE other than ROASTED OR GROUND. . Cwts.	..	324	331	5,367	11,451	9,935	7,111	4,438
CORDAGE AND ROPE OF VEGETABLE FIBRE (excluding JUTE AND COTTON) . . . "	1,572	2,333	3,126	3,344	3,133	77,554	1,04,886	1,25,188	1,05,896	66,989
CURLERY . . . Value	—	—	—	—	—	3,705	3,913	5,106	3,199	1,171
DRUGS AND MEDICINES (excluding CHEMICALS AND NARCOTICS)—										
Camphor . . . Lbs.	6,473	..	180	14	47	11,773	..	315	26	87
Proprietary and patent medicines . . . Value	—	—	—	—	—	25,495	22,209	1,582	13,675	13,236
Other sorts of drugs and medicines . . . "	—	—	—	—	—	2,65,303	1,15,217	1,76,654	1,99,127	1,57,911
Total Drugs and Medicines ..	—	—	—	—	—	3,03,571	1,37,426	1,80,501	2,12,828	1,70,231
DYEING AND TANNING SUBSTANCES . . . "	—	—	—	—	—	15,000	3,384	11,775	4,319	4,770
EARTHENWARE AND PORCELAIN—										
Earthenware . . . "	—	—	—	—	—	83,975	62,769	80,761	59,331	33,273
Porcelain "	—	—	—	—	—	25,598	2,056	5,383	3,765	651
Total Earthenware and Porcelain, etc. . . "	—	—	—	—	—	1,09,573	64,815	86,144	63,096	34,223
FIREWORKS . . . Lbs.	2,914,736	2,582,766	444,702	192,903	46,177	7,52,517	5,99,852	1,38,138	75,035	26,434
FISH (excluding CANNED FISH)—										
Fish, dry, unsalted . Cwts.	871	745	915	997	788	46,816	33,868	50,024	54,314	28,379
.. other sorts . . . "	340	322	372	490	363	6,168	4,521	6,077	7,655	4,919
Total Fish . . . "	1,211	1,067	1,287	1,487	1,151	52,984	38,389	56,101	62,469	33,298
FRUITS AND VEGETABLES—										
Fresh fruits and vegetables . . . Value	—	—	—	—	—	16,713	15,498	6,821	9,913	15,675
Fruits and vegetables : dried, salted, or preserved not being canned or bottled . Tons	419	345	360	473	357	2,39,568	1,83,516	2,14,679	3,27,514	1,53,203
GLASS AND GLASSWARE—										
Bangles . . . Value	—	—	—	—	—	22,346	40,321	65,950	23,490	2,963
Other glassware . . . "	—	—	—	—	—	11,278	4,367	4,863	7,215	5,083
Total Glass and Glassware . . . "	—	—	—	—	—	33,624	45,188	70,813	30,705	8,051
GLUE . . . Cwts.	208	182	92	147	41	10,867	9,299	4,958	3,273	1,222
GRAIN, PULSE, AND FLOUR—										
Beans . . . Tons	308	337	472	5,262	1,753	66,670	73,479	94,104	8,25,627	2,63,246
Pulse "	78	167	223	2,952	1,216	21,323	35,869	45,211	5,04,227	1,49,667
Other sorts "	12	212	..	1	66	2,641	42,736	479	627	3,329
Total Grain, Pulse, and Flour . . . "	398	766	695	8,215	3,035	92,639	1,52,084	1,39,794	13,30,481	4,21,242

HONGKONG—continued

IMPORTS THEREFROM—continued

ARTICLES	QUANTITY					VALUE				
	1927-28	1928-29	1929-30	1930-31	1931-32	1927-28	1928-29	1929-30	1930-31	1931-32
						R	R	R	R	R
HAIR OF ALL KINDS . Tons	..	18	26	56	19	..	7,157	15,640	18,638	6,616
HARDWARE, excluding CUTLERY AND ELECTROPLATED WARE . Value	—	—	—	—	—	15,723	25,056	14,732	12,000	9,417
INSTRUMENTS, APPARATUS, APPLIANCES AND PARTS THEREOF . "	—	—	—	—	—	8,693	31,916	25,165	26,217	1,51,201
JEWELLERY, ALSO PLATE OF GOLD AND SILVER . "	—	—	—	—	—	17,604	24,921	21,325	13,049	23,506
LAC— Stick and seed . Cwts.	544	58,440
Leather . Value	—	—	—	—	—	766	4,034	5,373	9,150	9,913
LIQUORS (including DENATURED AND PERFUMED SPIRITS— Spirit present in drugs, medicines, or chemicals Gals. Other sorts of spirit . "	957 3,985	1,394 3,712	363 5,313	349 3,694	317 875	64,375 30,981	39,226 29,347	20,334 37,491	27,505 23,793	20,554 5,436
Total Spirits . "	4,942	5,106	5,575	4,043	1,192	85,356	68,573	57,875	51,298	25,990
Other sorts of liquors . "	1,645	173	5	91	11	6,541	1,787	55	400	60
Total Liquors . "	6,587	5,279	5,580	4,134	1,203	91,897	70,310	57,930	51,698	26,050
MACHINERY AND MILLWORK . Value	—	—	—	—	—	358	18,413	740	1,013	3,703
MATS AND MATTING, except COIR AND RUBBER . Sq. Yards	157,331	174,637	196,903	246,080	174,663	60,665	66,684	70,070	74,322	39,635
METALS AND ORES— Brass, Bronze, and similar alloys and manufactures thereof . Cwts. Other metals . Tons	5,431 11	1,839 12	103 24	1,660 34	31 5	1,73,099 8,202	67,145 5,414	14,945 10,685	53,156 13,493	9,044 2,505
Total Metals (excluding Ores) . "	233	106	30	117	9	1,81,291	72,559	25,630	66,649	11,549
OILS— Essential . Gals. Vegetable . " Other sorts . Value	1,555 11,300 —	1,973 7,435 —	314 8,303 —	2,797 3,399 —	1,063 5,902 —	26,142 35,533 14	24,397 21,399 153	13,233 27,067 209	44,373 21,765 20	11,413 10,779 330
Total Oils . "	—	—	—	—	—	61,744	46,954	40,564	66,763	22,575
PAINTS AND PAINTERS' MATERIALS— Paints and Colours . Cwts. Painters' materials . Value Total Paints and Painters' Materials . "	352 — —	645 — —	493 — —	333 — —	36 — —	1,20,946 5,036 —	1,09,782 5,672 —	1,26,466 7,107 —	39,626 4,065 —	21,317 2,623 —
	—	—	—	—	—	1,25,982	1,15,454	1,33,573	92,691	24,641

No. 13—continued
HONGKONG—continued
IMPORTS THEREFROM—continued

ARTICLES	QUANTITY					VALUE				
	1927-28	1928-29	1929-30	1930-31	1931-32	1927-28	1928-29	1929-30	1930-31	1931-32
PAPER AND PASTEBOARD—						R	R	R	R	R
Paper—										
Packing paper . . . Cwts.	431	598	306	858	832	8,482	15,420	5,882	16,243	18,560
Other kinds of paper . . .	1,888	1,380	1,304	1,380	980	79,068	75,896	65,829	54,821	24,402
Paper manufactures . . .	468	848	1,440	854	582	14,830	24,104	52,404	20,535	9,494
Total paper . . .	2,285	2,826	3,050	3,092	2,394	1,02,380	1,25,420	1,24,065	91,699	47,446
PERFUMERY, not being PERFUMED SPIRITS . Value	—	—	—	—	—	59,077	50,221	56,716	37,990	27,016
PROVISIONS AND OILMAN'S STORES (including FISH, AND FRUITS AND VEGETABLES, CANNED OR BOTTLED)—										
Bacon and hams . . . Cwts.	192	157	136	186	166	16,038	12,333	11,213	9,677	7,566
Canned and bottled provisions—										
Canned or bottled fruits . . .	2,600	2,189	2,938	3,624	2,607	1,00,174	88,566	1,00,514	1,08,149	56,180
Tinned or canned fish . . .	410	364	519	344	291	20,530	18,246	27,924	15,927	9,896
Other kinds . . .	2,529	1,996	1,873	2,788	2,875	90,623	71,189	68,508	78,584	60,938
Farinaceous and patent foods . . .	34,541	24,473	27,126	28,992	30,189	10,83,021	7,32,954	8,69,631	8,58,512	5,26,950
Langias . . .	21	77	4	35	26	4,176	18,119	1,828	8,288	6,504
Lard . . .	1,829	1,130	519	370	130	78,181	44,187	20,461	14,393	3,249
Pickles, chutnies, sauces, and condiments . . .	206	222	305	418	370	10,906	15,486	15,590	21,241	14,688
Other sorts of provisions . Value	—	—	—	—	—	3,52,374	1,96,068	1,42,564	1,15,278	78,597
Total Provisions and Oil- man's stores, etc. . .	—	—	—	—	—	17,51,028	11,97,141	12,61,718	12,25,949	7,89,819
SEEDS . Tons	15	22	21	15	25	8,564	11,743	9,008	9,626	9,340
Smoker's requisites (excluding tobacco) . Value	—	—	—	—	—	4,558	12,775	10,439	10,178	15,044
SPICES—										
Betelnuts . . . Cwts.	..	495	326	4,847	3,981
Cardamoms . . .	54	12	126	108	106	3,998	924	3,767	6,677	5,986
Cassia . . .	5,828	13,362	16,885	20,052	16,391	1,16,942	2,30,408	2,70,972	2,65,027	1,95,000
Ginger . . .	2	253	120	18	..	57	7,897	3,021	630	..
Other sorts . . .	184	568	749	1,410	464	6,998	15,174	18,896	22,416	7,729
Total Spices . . .	6,068	14,650	18,206	21,588	16,961	1,27,925	2,59,250	3,05,637	2,95,750	2,08,778
STATIONERY (excluding PAPER) . Value	—	—	—	—	—	13,107	13,287	15,684	17,827	14,051
SUGAR—										
Sugar, 16 Dutch stand- ard and above (a) . Tons	3,089	2,072	2,505	—	—	7,22,143	5,08,341	5,66,768	—	—
Sugar, 23 Dutch stand- ard and above . . .	—	—	—	3,964	3,296	—	—	—	9,81,639	5,68,112
Sugar, below 23 Dutch standard but not below 16 D. S. . .	—	—	—	119	230	—	—	—	32,652	51,897
Beet Sugar	3,370	138	4,58,886	20,377	..
Other sorts	2	784
Total Sugar . . .	3,089	2,072	5,877	4,221	3,526	7,22,143	5,08,341	10,26,978	7,34,668	6,19,509
TEA—										
Black Lbs.	68,618	74,301	87,918	81,105	54,098	49,691	51,746	64,610	62,750	34,629
Green	1,228	4,343	4,713	2,252	4,124	1,475	5,049	5,885	2,650	3,984
Total Tea . . .	69,846	78,644	92,631	83,357	58,222	51,055	59,795	69,995	62,400	38,613

(a) Sub-divided under the heads immediately following from 1930-31

No. 13—continued
HONGKONG—continued
IMPORTS THEREFROM—concluded

ARTICLES	QUANTITY					VALUE				
	1927-28	1928-29	1929-30	1930-31	1931-32	1927-28	1928-29	1929-30	1930-31	1931-32
TEXTILES—						R	R	R	R	R
Cotton— Manufactures— Twist and yarn . Lbs.	821,000	23,200	80,000	20,000	..	5,13,123	26,904	50,000	16,667	..
Hosiery—										
Stockings and socks Dozen pairs	495,600	466,441	494,735	404,116	292,856	8,68,928	6,49,450	6,93,196	3,90,880	2,38,779
Underwear . . Dozen	3,157	2,671	3,527	3,936	6,437	33,484	37,579	49,700	54,194	42,781
Other sorts . . Value	—	—	—	—	—	8,855	10	8,008	30,763	42
Total Hosiery . . "	—	—	—	—	—	9,11,267	6,87,039	6,50,899	4,76,827	2,81,542
Piece goods—										
Grey (unbleached). Yards	112,800	28,525	56,160	69,940	48,415	25,901	9,600	15,760	17,937	11,810
White (bleached) . "	10,519	2,584	24,516	21,053	7,627	5,630	1,475	10,752	7,699	2,715
Coloured, printed, or dyed . . . "	815,428	95,600	230,894	432,145	34,210	1,35,065	42,167	96,151	1,23,251	10,729
Fents of all descrip- tions . . . "	7,240	1,600	81	2,350	2,078	27
Total Piece goods . . "	445,987	128,309	301,570	523,138	85,333	1,68,955	55,320	1,22,663	1,40,487	24,781
Other manufactures Value	—	—	—	—	—	3,232	856	2,639	1,039	660
Total Cotton goods (includ- ing Twist and yarn) . . "	—	—	—	—	—	15,96,607	7,69,619	8,26,301	6,43,020	3,06,983
Haberdashery and mil- linery . . . "	—	—	—	—	—	12,481	11,949	10,114	12,544	15,331
Hemp— Raw . . . Cwts.	..	5,616	4,504	2,326	996	..	1,86,650	1,07,805	50,002	15,538
Silk—										
Raw . . . Lbs.	293,681	161,811	137,152	298,285	172,735	17,24,562	8,79,964	7,24,411	12,15,255	6,02,708
Manufactures— Yarns, noils and warps Goods of silk mixed with other materials . Yards	..	1,352	1,762	2,176	3,074	12,615	1,630	..
Piece goods . . "	43,829	14,949	1,834	3,395	2,115	54,806	13,237	1,958	4,411	1,887
Other sorts . . Lbs.	1,211,664	697,080	291,440	97,923	92,726	13,14,481	7,20,195	2,98,356	1,37,941	89,063
Total Silk manufactures (including silk yarn, etc.) Value	—	—	—	—	—	13,79,388	7,43,873	3,25,690	1,50,101	95,635
Wool—										
Manufactures—										
Blankets . . . Lbs	2,912	2,371	2,516	3,549	3,070	9,079	7,327	8,043	11,672	5,526
Hosiery . . . "	4,445	10,968	9,865	9,527	3,159	20,582	35,355	38,509	38,096	5,730
Other sorts . . Value	—	—	—	—	—	15,231	45,977	3,902	1,226	580
Total Woollen manufactures (including yarn and knitting wool) . . "	—	—	—	—	—	44,942	87,959	50,454	50,986	11,836
Artificial Silk . . . "	—	—	—	—	—	26,277	43,847	30,623	18,233	14,364
Other Textiles— Manufactured . . . "	—	—	—	—	—	8,303	24,338
TOBACCO . . . Lbs.	1,544	2,747	29,198	17,386	11,073	7,415	3,644	10,524	25,779	19,030
TOILET REQUISITES (NOT SPECIFIED ELSEWHERE) Value	—	—	—	—	—	81,064	92,948	80,578	53,454	35,966
TOYS AND REQUISITES FOR GAMES AND SPORTS, in- cluding fishing tackle . . "	—	—	—	—	—	18,867	6,398	4,909	5,945	5,379
VEHICLES (excluding Loco- motives, etc., for railways) . . "	—	—	—	—	—	11,802	438	1,277	2,186	1,73,276
WOOD AND TIMBER—										
Sandal Wood . . . Tons	3	30	2,084	18,862	13
Other kinds of wood and timber . . Value	—	—	—	—	—	3,298	4,875	8,797	4,611	2,855
Total Wood and Timber . . "	—	—	—	—	—	3,298	4,875	10,881	23,473	2,868
POSTAL ARTICLES NOT SPECIFIED . . . "	—	—	—	—	—	11,55,608	7,25,224	5,86,969	9,51,708	7,53,399
ALL OTHER ARTICLES OF MERCHANDISE . . . "	—	—	—	—	—	1,12,589	53,268	92,415	1,21,211	78,522
GRAND TOTAL . . . "	—	—	—	—	—	1,15,80,774	78,33,092	73,60,223	56,82,190	52,93,953

No. 13—continued
HONGKONG—continued

EXPORTS THERETO

INDIAN MERCHANDISE

ARTICLES	QUANTITY					VALUE				
	1927-28	1928-29	1929-30	1930-31	1931-32	1927-28	1928-29	1929-30	1930-31	1931-32
ANIMALS, LIVING . . . No.	40,601	20,461	7,860	26	78	9,550	4,314	1,759	250	261
APPAREL (including DRESSERY, UNIFORMS, ACCOUTREMENTS, BUT excluding HOSIERY AND BOOTS AND SHOES) . . . Value	—	—	—	—	—	20,218	21,585	27,475	15,432	8,281
CANDLES OF ALL KINDS . Lbs.	55,699	14,836	885	1,097	2,178	15,681	4,172	249	562	613
CHEMICALS AND CHEMICAL PREPARATIONS (excluding CHEMICAL MANURES AND MEDICINES)—										
Soda Compounds—										
Borax	263	527	839	190	457	6,570	10,164	16,437	4,727	8,824
Other sorts of chemicals Value	—	—	—	—	—	125	—	240	974	3,800
Total Chemicals, etc. . . .	—	—	—	—	—	6,695	10,164	16,677	5,701	12,624
COAL AND COKE . . . Tons	26,136	130,150	172,658	55,914	162,270	2,88,341	14,18,786	12,81,112	5,38,528	14,13,984
CORDAGE AND ROPE OF VEGETABLE FIBRE (excluding JUTE AND COTTON) . . . Cwts.	1,208	965	807	498	581	26,220	23,391	19,010	10,988	11,924
DRUGS AND MEDICINES (excluding CHEMICALS AND NARCOTICS) . . . Value	—	—	—	—	—	11,71,128	18,26,411	23,70,785	91,064	7,52,694
DYEING AND TANNING SUBSTANCES—										
Gutch and Gambier . . . Cwts.	101	608	202	343	542	2,599	15,775	4,723	6,634	7,883
Myrobala	1,457	1,220	1,406	630	881	8,096	6,574	6,207	3,355	4,415
Safflower	55	11	180	49	223	1,295	235	4,330	1,190	5,820
Other sorts	3,275	397	38	13	71	32,016	5,403	1,384	204	101
Total Dyeing and Tanning Substances	4,888	2,234	1,826	1,035	1,717	44,006	27,987	16,644	11,383	18,219
FEATHERS Lbs.	49,191	74,412	50,290	49,198	37,985	11,910	13,410	8,482	9,717	16,220
FISH (excluding CANNED FISH)—										
Fish, dry, unsalted . . . Cwts.	1,073	2,002	2,771	3,248	4,544	61,515	1,17,705	1,45,676	1,57,780	2,05,637
Fishmaws and sharkfins . .	5,920	4,536	4,829	4,441	4,824	8,27,469	5,98,141	6,23,036	5,45,821	5,53,264
FODDER, BEAN, AND POLLARDS (excluding OIL-CAKE)—										
Rice bran Tons	..	161	3,737	17,049	1,145	..	12,000	1,49,577	4,23,461	25,619
Other sorts of fodder . . .	208	421	..	12,520	40	95	11,600	..
Total	208	161	3,737	17,470	1,145	12,520	12,040	1,49,672	4,35,061	25,619
FRUITS AND VEGETABLES—										
Fresh fruits and vegetables . . . Value	—	—	—	—	—	39,675	1,26,020	62,733	14,878	21,920
Fruits and vegetables: dried, salted, or preserved, all sorts . . . Tons	129	217	44	29	76	86,535	1,44,205	31,553	17,904	41,686
GRAIN, PULSE, AND FLOUR—										
Barley	15	74	22	3,075	11,902	3,800
Oats	62	9,990
Pulse—										
Beans	77	651	375	677	974	10,307	65,697	45,235	56,493	45,868
Gram	48	59	64	75	76	3,130	11,712	10,023	3,080	5,770
Other sorts	216	333	155	204	41	26,131	39,637	26,064	21,543	5,563
Total of pulse	341	1,043	594	956	1,091	44,618	1,17,046	81,371	86,116	57,210
Rice, not in the husk . . .	4,660	8,284	33,359	70,933	63,273	7,12,460	10,53,443	37,95,205	56,55,081	40,16,816
Wheat	376	308	62	31	34	74,719	65,684	9,151	3,988	3,537
Wheat flour	29	3	6	4	6	7,243	1,452	1,661	987	646
Other sorts	1	..	13	..	56	220	40	673	101	3,621
Total Grain, Pulse, and Flour	5,422	9,774	34,056	71,924	64,510	8,42,340	12,59,557	38,91,861	57,46,273	40,35,379
GUMS AND RESINS . . . Cwts.	607	1,253	519	606	851	12,670	22,634	15,774	12,585	23,234
HARDWARE AND CUTLERY, including PLATED WARE Value	—	—	—	—	—	4,590	1,680	3,795	250	540
HIDES AND SKINS, raw . . . Tons	1
Cuttings of hides and skins (raw)	16	16	1,690	1,804	2,993	24	900	2,410	5,513	7,327
Hides and skins, raw . . . Tons	18	37	44	23	42	3,320	7,230	12,151	9,142	5,380

HONGKONG—continued
EXPORTS THERETO—continued

INDIAN MERCHANDISE—continued

ARTICLES	QUANTITY					VALUE				
	1927-28	1928-29	1929-30	1930-31	1931-32	1927-28	1928-29	1929-30	1930-31	1931-32
JADESTONE . . . Cwts.	1,788	2,168	1,908	1,287	2,364	2,53,050	4,69,000	4,84,601	1,45,044	8,38,024
LAC—Shell . . . "	704	1,204	1,839	2,106	1,937	1,10,182	1,60,127	1,71,551	1,48,110	1,12,191
LEATHER—										
Hides and Skins, tan- ned or dressed } Tons	108	125	148	47	68	2,58,800	2,88,024	2,78,925	60,850	87,250
Unwrought . . . Cwt.	..	90	60	..	112					
MANUFACTURES (excluding BOOTS AND SHOES) . Value	10,784	23,623	18,680	940	8,017
Machinery and millwork	284	13,769
MANURES—										
Bones* . . . Tons	223	128	170	87	86	23,402	11,825	17,006	8,109	5,850
Other kinds . . . "	2	35	187	258	69	800	7,440	21,900	49,000	5,294
Total Manures . . . "	225	163	357	345	155	23,702	19,265	38,906	57,109	11,174
METALS AND ORES—										
Iron or Steel . . . "	650	1,106	1,309	2,134	2,268	29,250	49,871	59,881	80,122	79,884
Lead, pig . . . Cwts.	39,221	24,886	6,697	13,083	22,793	6,71,840	3,71,201	1,09,859	1,87,386	2,08,330
Others . . . Tons	1	3	15	2,495	4,647	370	200	5,987
Total Metals and Ores ..	2,612	2,358	1,644	2,788	3,423	7,03,585	4,25,719	1,69,610	2,67,658	3,94,181
OILS—										
Essential—										
Palma roca oil . . . Gals.	671	211	107	305	83	6,760	12,850	1,000	3,500	300
Sandalwood oil . . . "	236	..	174	67	139	32,722	..	4,485	1,500	15,710
Other sorts . . . "	167	1,806
Total Essential . . . "	807	211	341	372	389	39,482	12,850	5,485	5,000	17,810
Vegetable, non-essential—										
Groundnuts . . . "	..	13,689	33,989
Linseed . . . "	6,971	..	2,036	660	552	15,489	..	5,526	1,847	1,156
Other sorts . . . "	724	1,107	1,218	866	1,151	2,370	3,329	8,940	2,382	2,507
Total Oils . . . "	8,502	20,007	3,595	1,898	2,092	57,341	50,168	14,951	9,229	21,473
OILCAKES . . . Tons	45	20	6,615	4,095	32
PARAFFIN WAX . . . "	800	75	..	55	..	2,10,000	23,677	..	25,025	..
PROVISIONS AND OILMAN'S STORES—										
Ghl . . . Cwts.	1,460	1,327	1,226	999	970	1,47,932	1,31,832	1,20,686	96,645	82,221
Pickles, chutnies, and con- diments . . . "	532	476	462	349	423	25,834	21,756	23,455	16,953	20,418
Other sorts of provisions Value	31,842	17,030	32,307	2,998	1,16,611
Total Provisions and Oilman's stores . . . "	2,05,608	1,70,618	1,76,448	1,16,591	1,19,250
SEEDS—										
Oil-seeds—										
Essential]. . . "	19	7	26	32	33	3,409	4,534	10,054	6,866	5,906
Non-essential—										
Groundnuts . . . "	..	1,573	477	3,25,232	1,15,640
Other sorts . . . "	4	28	8	12	130	1,023	8,148	2,800	2,067	26,060
Total Non-essential ..	4	1,601	485	12	130	1,023	3,33,380	1,18,440	2,067	26,060
Other than oil-seeds . . . "	25	5	7	7	3	6,720	3,000	4,500	4,600	970
Total Seeds . . . "	48	1,613	518	51	166	16,152	3,40,914	1,32,994	13,033	32,936

* Figures prior to 1931-32 represent bones, crushed, uncrushed and bonemeal. Figures for 1931-32 exclude crushed bones.

No. 13—continued
HONGKONG—continued
EXPORTS THERETO—continued

INDIAN MERCHANDISE—concluded

ARTICLES	QUANTITY					VALUE				
	1927-28	1928-29	1929-30	1930-31	1931-32	1927-28	1928-29	1929-30	1930-31	1931-32
Specimens illustrative of Natural Science . . . Value	—	—	—	—	—	R	R	R	R	R
SPICES Cwts.	149	104	119	118	112	3,600	1,900	7,460	1,410	1,200
TEA, BLACK Lbs.	47,191	..	491	492	2,811	5,820	3,602	5,296	5,083	3,630
TEXTILES— Cotton— Raw Tons	262	20,938	..	393	492	936
Twist and yarn Lbs.	630,300	1,886,508	772,800	880,000	130,000	4,35,750	12,93,397	5,40,600	4,20,938	45,000
Manufactures— Piece goods Yards	7,237	8,220	160	..	3,950	3,380	3,051	120	..	2,840
Other sorts of manufactures Value	—	—	—	—	—	2,240	3,682	837	490	1,025
Total Cotton manufactures (including twist and yarn) Value	—	—	—	—	—	4,41,870	13,00,040	5,50,557	4,21,418	48,865
Jute— Raw Tons	..	492	1,919	740	2,365	..	1,73,200	5,85,278	1,65,980	4,00,410
Twist and yarn Lbs.	3,85,500	43,766
Manufactures— Gunny bags No.	23,967,200	22,824,000	39,015,900	18,622,000	26,698,100	1,20,97,794	1,11,80,380	1,62,82,252	56,72,633	74,33,489
“ cloth Yards	2,665,400	5,338,200	1,453,000	1,455,600	1,867,000	6,55,480	3,10,810	3,14,512	3,14,512	2,10,931
Rope and twine Cwts.	3,559	7,095	12,736	5,983	15,358	78,310	1,44,820	2,35,533	1,08,029	2,54,623
Total Jute manufactures (including twist and yarn) Value	—	—	—	—	—	1,28,26,534	1,28,86,552	1,68,58,095	60,90,224	70,42,809
TOBACCO— Unmanufactured Lbs.	2,158,504	2,168,144	647,922	916,936	2,649,514	2,95,621	3,49,947	1,14,038	1,03,855	2,32,390
Manufactured “	157	41	103	73	..	340	97	165	162	..
Total Tobacco “	2,158,661	2,168,185	648,025	917,009	2,649,514	2,95,961	3,50,044	1,14,203	1,04,017	2,32,390
WAX OF ALL KINDS, other than PARAFFIN WAX (excluding CANDLES) Cwts.	171	34	106	106	635	18,475	3,980	3,316	6,220	32,585
WOOD AND TIMBER— Teak wood Cubic tons	11	4	163	30	75	2,579	576	32,465	3,790	8,059
Sandalwood Tons	56	39	2	7	13	88,297	57,600	5,280	14,210	22,814
Other kinds of wood and timber Value	—	—	—	—	—	4,118	1,270	6,236	4,589	2,091
POSTAL ARTICLES “	—	—	—	—	—	15,49,098	16,09,563	10,97,166	10,68,934	8,19,836
ALL OTHER ARTICLES OF MERCHANDISE “	—	—	—	—	—	50,633	55,988	33,582	20,974	12,608
GRAND TOTAL “	—	—	—	—	—	2,07,49,278	2,40,73,114	2,94,12,569	1,63,64,458	1,60,09,600

FOREIGN MERCHANDISE

ARTICLES	QUANTITY					VALUE				
	1927-28	1928-29	1929-30	1930-31	1931-32	1927-28	1928-29	1929-30	1930-31	1931-32
APPAREL (including DRESS, UNIFORMS, ACCOUTREMENTS, BUT excluding HOSIERY AND BOOTS AND SHOES) Value	—	—	—	—	—	R	R	R	R	R
BOOKS, PRINTED AND PRINTED MATTER (not being STATIONERY) including MAPS AND CHARTS Cwts.	2	11	..	15	11	1,084	1,330	15	7,732	2,115
DRUGS AND MEDICINES (excluding CHEMICALS AND NARCOTICS) Value	—	—	—	—	—	6,304	3,400	49,365	8,637	2,678
DYEING AND TANNING SUBSTANCES— Safron Lbs.	1,145	1,052	566	1,000	1,025	82,124	60,718	8,800	1,000	2,034
Other sorts Cwts.	296	167	48	17	..	12,614	6,766	1,947	2,409	..
Total Dyeing, etc. Value	—	—	—	—	—	95,738	47,484	10,740	3,400	2,034

No. 13—continued
HONGKONG—concluded
EXPORTS THERETO—concluded

FOREIGN MERCHANDISE—continued

ARTICLES	QUANTITY					VALUE				
	1927-28	1928-29	1929-30	1930-31	1931-32	1927-28	1928-29	1929-30	1930-31	1931-32
FISH (excluding CANNED FISH)—										
Fish, dry, salted and un-salted . . . Cwts.	268	85	43,837	65
Fishmaws and sharkfins ..	2,289	2,642	2,276	2,052	2,802	3,29,647	3,07,902	3,83,814	3,00,215	3,95,820
FRUITS AND VEGETABLES—										
Fruits and vegetables : dried, salted, or preserved . . . Tons	683	179	155	66	164	4,43,273	1,34,974	1,16,918	43,142	99,17
GUMS AND RESINS—										
Arabic . . . Cwts.	1,045	714	2,728	310	310	22,144	18,367	76,791	10,500	16,36
Oilbalm or frankincense ..	1,182	3,594	3,637	1,314	3,350	41,044	1,09,377	1,22,595	39,060	54,47
Other sorts	2,354	5,802	4,270	1,111	3,661	70,607	1,62,534	1,35,250	87,210	1,02,81
Total Gums and Resins ..	4,581	10,110	10,635	2,735	7,321	1,33,795	2,90,228	3,34,645	86,770	1,73,64
INSTRUMENTS, APPARATUS AND APPLIANCES AND PARTS THEREOF—										
ELECTRICAL INSTRUMENTS . Value	—	—	—	—	—	187	6,70
Photographic	—	—	—	—	—	12,51
IVORY, UNMANUFACTURED .Lbs.	6,664	8,428	3,366	3,308	4,709	37,214	45,070	15,210	12,700	28,29
LEATHER Value	—	—	—	—	—	5,110	12,030	10,913	..	7,05
MACHINERY AND MILL-WORK	—	—	—	—	—	5,155	1,740	2,400	4,648	1,53
METALS AND ORES—										
Copper Cwts.	255	10,328
PROVISIONS AND OILMAN'S STORES (excluding FISH AND FOWLS AND VEGETABLES)	85	168	307	132	143	16,968	14,116	18,620	19,700	18,53
TEXTILES—										
Cotton—										
Manufactures—										
Piecegoods—										
Grey (unbleached) . Yards	3,405	..	5,000	1,384	..	1,43
White (bleached) . . "	9,914	5,183	4,000	6,420	14,444	3,378	2,552	1,365	1,902	4,05
Coloured, printed, or dyed "	33,846	24,373	21,946	8,493	7,164	24,276	14,263	11,572	5,207	2,06
Total Piecegoods . . "	43,860	29,556	29,351	14,918	26,608	28,154	16,815	14,321	7,289	8,45
Other sorts of manufactures . . Value	—	—	—	—	—	..	122	737	..	6
Total Cotton manufactures (including twist and yarn) . . "	—	—	—	—	—	28,154	16,937	15,058	7,289	8,51
Silk—										
Manufactures—										
Piecegoods . . . Yards	402	455	1,170	4,500	3,542	600	600	1,358	4,340	10,02
Woolen manufactures . . "	—	—	—	—	—	490	1,599	1,710	5,585	2,18
VEHICLES excluding LOCOMOTIVES, ETC., FOR RAILWAYS—										
Carriages and Carts not mechanically propelled, etc.	—	—	—	—	—	35,500	790	600
ALL OTHER ARTICLES OF MERCHANDISE	—	—	—	—	—	22,027	33,154	11,203	12,898	17,71
GRAND TOTAL	—	—	—	—	—	12,25,954	10,22,529	10,17,849	5,25,588	8,21,11
GRAND TOTAL OF INDIAN AND FOREIGN MERCHANDISE	—	—	—	—	—	2,19,75,232	2,50,95,848	3,04,30,418	2,68,90,046	1,88,30,71

No. 13—continued
CHINA (EXCLUSIVE OF HONGKONG AND MACÃO)

IMPORTS THEREFROM

ARTICLES	QUANTITY					VALUE				
	1927-28	1928-29	1929-30	1930-31	1931-32	1927-28	1928-29	1929-30	1930-31	1931-32
APPAREL (excluding HOSIERY AND BOOTS AND SHOES)—						R	R	R	R	R
Apparel (including drapery, uniforms, accoutrements). . . Value	—	—	—	—	—	64,241	55,415	45,820	80,872	1,20,518
Others	—	—	—	—	—	3,083	9,336	3,127	2,190	5,032
Total Apparel, etc.	—	—	—	—	—	67,924	64,651	48,947	83,062	1,25,450
BOOKS, PRINTED AND PRINTED MATTER (not being STATIONERY) including MAPS AND CHARTS . . . Cwts.	268	147	161	147	188	21,568	15,610	17,463	11,951	16,181
Boots and shoes . . Pairs	1,148	2,007	2,551	3,258	24,679	1,487	2,775	2,808	3,804	17,867
Buttons of all sorts . Value	—	—	—	—	—	1,083	607	1,584	19,086	1,328
Candles of all kinds . Lbs.	442	525	536	5,227	84,996	202	215	575	798	12,286
CHEMICALS AND CHEMICAL PREPARATIONS (excluding CHEMICAL MANURES AND MEDICINES)—										
Arsenic and its oxides . Cwts.	112	249	712	470	408	9,222	20,441	50,741	33,228	22,847
Other sorts of Chemicals Value	—	—	—	—	—	11,227	48,772	10,680	19,810	25,905
Total of Chemicals and Chemical preparations	—	—	—	—	—	20,449	69,213	61,421	53,038	48,752
CHINESE AND JAPANESE WARE (including LACQUERED WARE, BUT excluding EARTHENWARE AND PORCELAIN)	—	—	—	—	—	24,978	6,984	1,573	3,025	4,236
CORDAGE AND ROPE OF VEGETABLE FIBRE (excluding JUTE AND COTTON) Cwts.	235	723	143	313	188	12,909	32,356	7,164	15,608	3,092
DRUGS AND MEDICINES (excluding CHEMICALS AND NARCOTICS) Value	—	—	—	—	—	78,600	1,06,484	1,01,571	53,208	75,960
DYEING AND TANNING SUBSTANCES—										
Dyes obtained from coal tar—										
Aniline Lbs.	—	399	9,088	2,974	24,376	—	360	22,595	17,063	48,146
Saffron	668	168	—	—	—	49,842	13,458	—	—	—
Other sorts Value	—	—	—	—	—	5,312	11,287	—	—	—
Total Dyeing and Tanning substances	—	—	—	—	—	55,154	25,050	22,595	17,063	48,146
EARTHENWARE AND PORCELAIN—										
Earthenware	—	—	—	—	—	51,115	85,765	77,842	40,293	34,839
Porcelain	—	—	—	—	—	1,787	1,18,237	2,886	1,888	20,280
Total Earthenware and Porcelain	—	—	—	—	—	52,902	1,99,002	80,728	42,181	55,119
FIREWORKS Lbs.	12,916	864,577	2,789,965	1,423,077	758,972	11,650	1,27,722	6,45,008	3,35,634	2,11,782
FISH (excluding CANNED FISH) Cwts.	128	220	227	278	134	5,662	8,206	8,197	11,987	5,624
FRUITS AND VEGETABLES—										
Fresh fruits and vegetables Value	—	—	—	—	—	1,830	14,319	9,078	8,976	11,655
Fruits and vegetables: dried, salted, or preserved not being canned or bottled . . . Tons	111	93	92	221	65	54,714	41,497	59,170	37,555	18,729
Total Fruits and Vegetables Value	—	—	—	—	—	56,544	55,816	48,248	46,531	30,384
FURNITURE AND CABINETWARE	—	—	—	—	—	12,971	12,893	3,966	5,611	6,150
GLASS AND GLASSWARE—										
Bangles	—	—	—	—	—	70,608	96,627	1,08,951	74,151	1,05,467
Bottles and phials . Gross	38	3,524	4,803	2,877	367	123	19,224	85,281	16,715	1,247
Other glassware Value	—	—	—	—	—	20,068	11,008	16,046	19,222	8,423
Total Glass and Glassware	—	—	—	—	—	90,799	1,26,857	1,55,279	1,10,091	1,15,137

CHINA (EXCLUSIVE OF HONGKONG AND MACAO)—continued

IMPORTS THEREFROM—continued

ARTICLES	QUANTITY					VALUE				
	1927-28	1928-29	1929-30	1930-31	1931-32	1927-28	1928-29	1929-30	1930-31	1931-32
GRAIN, PULSE, AND FLOUR—										
Beans (dry) . . . Tons	18	64	1	4,298	2,579	1,620	10,798	125	5,71,202	8,22,495
Pulse "	1,201	3,881	8,640	11,002	1,806	2,38,698	7,01,257	6,96,776	18,00,125	2,16,883
Rice not in the husk . . "	..	4	..	1,000	1,966	165	764	70	1,24,533	1,88,108
Other sorts "	11	9	..	30	18	1,844	1,800	..	3,565	1,550
Total Grain, Pulse, and Flour "	1,225	3,958	8,641	16,880	6,364	2,42,322	7,14,619	6,96,971	24,99,428	7,24,086
HARDWARE, excluding CUTLERY AND ELECTRO-PLATED WARE . . . Value	—	—	—	—	—	17,004	22,685	19,375	12,921	11,772
INSTRUMENTS, APPARATUS AND APPLIANCES AND PARTS THEREOF—										
ELECTRIC LAMPS AND PARTS THEREOF—										
Vacuum electric bulbs (a) . No.	—	—	—	—	11,889	—	—	—	—	2,064
Electric bulbs, for torches (a) "	—	—	—	—	230,607	—	—	—	—	32,992
Electric lamps other sorts . . "	..	2	5	5,782	206,620	..	65	30	2,906	1,57,006
Parts and accessories of electric lamps . . . Value	—	—	—	—	—	335	..	66	3,289	1,22,911
Batteries "	—	—	—	—	—	93	496	80,730
Electric goods and apparatus not enumerated . . "	—	—	—	—	—	3,355	2,918	418	6,045	26,710
Musical "	—	—	—	—	—	20,972	24,127	22,172	23,638	10,077
Other kinds "	—	—	—	—	—	2,449	3,849	5,127	6,005	3,734
Total Instruments, Apparatus and Appliances and parts thereof "	—	—	—	—	—	27,204	30,959	27,713	42,469	3,87,724
JEWELLERY, (excluding IMITATION JEWELLERY, AND PRECIOUS STONES AND PEARLS, UNSET); ALSO PLATE OF GOLD AND SILVER—										
Jewellery "	—	—	—	—	—	7,480	1,755	915	1,205	714
Plate of gold and silver . . "	—	—	—	—	—	17,648	10,477	12,393	2,166	10,634
Total Jewellery, also Plate of gold and silver "	—	—	—	—	—	25,128	12,232	13,318	3,371	11,348
LAD Owtz.	200	14,216
LIQUORS, including DENATURED AND PERFUMED SPIRITS—										
Spirit Gals.	8,209	7,129	5,291	4,090	3,028	63,849	59,583	40,667	37,380	26,527
Other sorts of Liquors . . "	658	..	8	26	68	3,512	..	15	216	297
Total Liquors "	8,867	7,129	5,294	4,116	3,091	67,361	59,583	46,682	37,595	26,736
MACHINERY AND MILL-WORK Value	—	—	—	—	—	21,847	24,776	9,172	1,446	2,665
MATS AND MATTING, except COIR AND RUBBER .Sq. Yards	184,797	280,121	242,265	256,646	197,324	93,070	1,08,661	1,04,016	96,304	59,868
METALS AND ORES—										
Brass, Bronze, and similar alloys and manufactures thereof —										
Unwrought Owtz.	2,048	3,020	130	80	..	53,438	80,148	4,160	1,260	..
Wrought "	275	1,156	2,228	1,128	26	17,561	36,928	21,329	44,846	3,234
Copper "	30	..	373	..	32	3,629	..	15,060	..	5,456
Tin—										
Unwrought "	410	1,107	469	201	..	71,328	1,07,721	69,254	13,889	..
Other metals Tons	82	102	145	49	34	46,473	57,686	66,272	25,554	31,193
Total Metals (excluding ores) "	220	366	305	125	92	1,92,337	3,42,473	2,36,081	90,549	39,833
Oils—										
Essential Gals.	299	529	4,891	775	994	4,807	10,488	24,010	10,694	10,145
Other sorts of oils . . . "	2,616	5,659	11,727	9,564	727	13,140	20,978	41,957	22,192	938
Total Oils "	2,915	6,188	16,118	10,339	1,721	17,947	31,466	65,967	32,886	11,081
PAINTS AND PAINTERS' MATERIALS—										
Paints and Colours . . . Owtz.	129	290	1,668	231	3	54,250	77,161	1,31,708	85,941	69,392

(a) Separately recorded from 1931-32.

No. 13—continued

CHINA (EXCLUSIVE OF HONGKONG AND MACÃO)—continued
IMPORTS THEREFROM—continued

ARTICLES	QUANTITY					VALUE				
	1927-28	1928-29	1929-30	1930-31	1931-32	1927-28	1928-29	1929-30	1930-31	1931-32
PAPER AND PASTEBOARD—										
Paper—						R	R	R	R	R
Packing Paper . . . Cwts.	320	708	384	118	101	24,598	49,505	28,319	5,121	6,010
Other kinds of paper . . . "	3,234	1,053	2,775	2,289	2,308	1,07,346	51,955	86,354	82,135	56,944
Other sorts . . . "	208	287	—	616	204	4,572	5,857	..	4,104	9,202
Total Paper and Pasteboard . . . "	3,767	2,946	3,189	2,998	2,608	1,36,516	1,07,317	1,14,673	91,360	72,156
PERFUMERY (not being PERFUMED SPIRIT) . Value	—	—	—	—	—	19,101	31,881	19,613	7,979	2,180
PLANTS, LIVING (including BULBS AND SEEDS FOR SOWING) . . . "	—	—	—	—	—	2,938	14,087	14,166	8,881	6,929
PRECIOUS STONES AND PEARLS . . . "	—	—	—	—	—	500	2,737	249	525	396
PROVISIONS AND OILMAN'S STORES (including FISH AND FRUITS AND VEGETABLES CANNED OR BOTTLED—										
Canned and bottled provisions (not specified elsewhere)—										
Canned or bottled fruits Cwts.	399	442	554	1,994	919	18,508	15,241	19,386	38,157	19,274
Tinned or canned fish . . . "	191	141	159	285	187	19,588	15,825	17,525	22,028	9,695
Other kinds . . . "	718	2,040	1,890	1,879	1,862	37,739	78,091	71,714	45,989	36,350
Farinaceous and patent foods . . . "	3,728	4,903	4,014	3,717	3,231	1,05,239	1,20,833	1,17,965	88,041	58,502
Tinned glass . . . "	12	15	31	34	99	3,368	3,703	8,272	9,922	21,297
Pickles, chutnies, sauces and condiments . . . "	817	834	694	764	555	88,768	58,560	46,423	48,200	38,416
Other sorts of provisions . Value	—	—	—	—	—	92,331	65,414	63,178	48,078	47,049
Total Provisions and Oilman's stores, etc. . . "	—	—	—	—	—	3,15,586	3,52,787	3,44,465	2,98,424	2,25,584
SEEDS—										
Oil seeds—Essential . . . Tons	5	7	14	4	4	3,175	4,151	15,500	3,090	2,253
Sesamum . . . "	11	157	..	4,045	26,435	..
Other sorts . . . "	15	2	3	5,364	1,279	1,021	246	88
Total Seeds . . . "	31	9	17	161	4	13,084	5,430	16,521	29,771	2,341
SPICES—										
Betel-nuts . . . Cwts.	..	1,778	1,777	2,358	1,582	..	18,522	19,729	14,851	9,255
Cardamoms . . . "	688	483	1,204	984	445	50,884	35,248	78,845	47,016	28,318
Cassia . . . "	36,156	47,709	47,111	40,341	43,454	6,84,284	8,38,796	7,84,157	5,61,577	5,61,471
Ginger . . . "	6	263	111	28	..	225	7,568	4,379	1,054	..
Other sorts . . . "	185	..	205	136	18	3,100	..	6,459	3,825	951
Total Spices . . . "	36,085	50,183	50,408	43,876	45,494	7,38,493	9,00,434	8,38,569	6,28,323	5,99,900
STATIONERY (excluding PAPER) . . . Value	—	—	—	—	—	19,096	25,312	58,361	23,664	13,440
SUGAR—										
Sugar, 16 Dutch standard and above . . . TONS	18	30	262	—	—	4,761	7,712	59,157	—	—
Sugar, 23 Dutch standard and above . . . "	—	—	—	693	494	—	—	—	1,34,988	91,495
Sugar, below 23 Dutch standard but not below 16 D.S. . . . "	—	—	—	165	995	—	—	—	44,462	1,93,094
TALLOW AND STEARINE . Cwts.	101	4	2,065	40	..
TEA—										
Black . . . Lbs.	408,107	472,251	281,489	146,010	99,676	3,38,739	3,26,220	1,89,285	1,11,695	68,517
Green . . . "	2,847,931	2,110,682	3,459,918	2,652,766	2,680,490	26,42,808	19,75,186	19,12,022	19,15,706	18,02,907
Total Tea . . . "	3,254,038	2,582,933	3,741,357	2,798,776	2,780,166	29,76,547	23,01,406	19,51,307	20,27,401	18,71,424
TEXTILES—										
Cotton—										
Manufactures—										
Twist and Yarn . . . Lbs.	12,044,708	11,396,555	10,494,713	11,723,338	13,215,238	1,15,14,438	1,27,62,926	1,10,81,008	95,67,790	92,01,301
Hosiery—										
Stockings and socks . . . Dozen pairs	72,848	55,598	100,754	75,751	11,444	1,32,001	94,929	1,36,666	92,987	14,985
Underwear . . . Dozen	568	105	3,498	1,020	479	2,467	568	14,450	3,484	2,402
Other sorts . . . Value	—	—	—	—	—	7,758	6,872	18,568	518	3,005
Total Hosiery . . . "	—	—	—	—	—	1,42,226	1,02,369	1,69,682	96,989	20,392

* Sub-divided under the heads immediately following from 1930-31.

CHINA (EXCLUSIVE OF HONGKONG AND MACÃO)—continued

IMPORTS THEREFROM—concluded

ARTICLES	QUANTITY					VALUE				
	1927-28	1928-29	1929-30	1930-31	1931-32	1927-28	1928-29	1929-30	1930-31	1931-32
						R	R	R	R	R
TEXTILES—continued										
Cotton—continued										
Manufactures—continued										
Piece goods—										
Grey (unbleached)—										
Plain grey—										
Drills and Jeans Yards	..	72,991	48,000	10,890	11,389
Longcloth and	2,851,100	11,884,112	8,384,842	2,248,500	3,350,545	6,81,882	28,94,119	17,55,882	4,32,477	5,40,568
Shirts and	4,084,500	1,347,500	1,219,200	172,500	540,000	9,06,915	2,85,691	2,42,010	21,915	72,606
Sheetings	9,805	20,000	..	1,441	3,822
Others
Total Plain Grey . . .	6,936,600	13,313,408	9,562,042	2,421,000	3,910,545	15,88,797	32,01,181	20,09,281	4,57,392	0,22,096
White (bleached) . . .	4,200	123	8,103	1,016	1,645	1,036	92	2,022	400	800
Coloured, printed, or	56,567	112,676	91,026	48,129	86,258	22,409	86,571	31,541	12,482	11,765
dye . . .	80	156	409	20	168	193
Fents of all descriptions
Total Piece goods . . .	6,006,427	13,426,807	9,746,171	2,470,001	3,998,857	16,12,262	32,37,794	20,42,844	4,70,442	0,85,814
Other manufactures . Value	—	—	—	—	—	24,752	6,678	7,796	10,932	8,882
Total Cotton manufactures (in-	—	—	—	—	—	1,32,93,673	1,61,00,767	1,32,51,325	1,01,46,158	93,06,889
cluding Twist and Yarn) . . .	—	—	—	—	—	—	—	—	—	—
Haberdashery and Mill-	—	—	—	—	—	47,462	1,07,519	15,157	16,568	50,837
nery . . .	—	—	—	—	—	—	—	—	—	—
Hemp—	—	—	—	—	—	18,900	2,713	10,222	2,898	..
Raw . . . Cwts.	498	156	429	86
Silk—	1,976,546	1,711,413	1,064,372	1,623,989	1,356,162	1,23,78,326	1,01,95,381	1,12,32,087	75,35,187	54,04,016
Raw . . . Lbs.	20	50	30	200
Waste
Silk yarn, nolls, and	382,463	348,274	227,819	393,763	342,873	16,04,054	8,04,037	5,68,184	12,97,468	9,28,690
warps
Manufactures—
Goods of silk mixed	87,684	185,605	158,898	179,135	576,502	1,04,816	2,33,524	2,15,808	1,07,037	5,13,736
with other materials Yards	8,130,455	7,620,249	8,092,702	8,279,347	7,735,678	99,85,249	80,32,740	77,76,278	59,84,899	49,25,348
Piece goods . . . Value	59,280	59,176	19,508	14,484	29,239
Other sorts
Total Silk manufactures	—	—	—	—	—	1,17,02,899	91,79,525	85,74,773	74,94,733	68,96,913
(including silk yarn,	—	—	—	—	—	—	—	—	—	—
etc.) . . .	—	—	—	—	—	—	—	—	—	—
Wool—	—	220,416	2,55,825
Raw . . . Lbs.
Manufactures—
Yarn and knitting	..	65,175	..	795	1	..	3,89,899	..	1,229	10
wool . . .	3,558	4,859	7,227	6,185	2,155	9,160	18,608	7,232	10,318	4,614
Carpets and floor rugs . . .	8,089	100	78	4	9	20,994	765	160	51	24
Hosiery . . .	37,855	5,409	63	43,868	7,035	429
Shawls . . . No.
Artificial silk—	..	400	..	40	1,100	..	912	..	22	4,182
Artificial silk yarn . . . Lbs.
Piece goods of Cotton and arti-	9,178	26,638	1,774,949	467,578	—	10,362	18,068	7,9,818	1,55,679	—
ficial silk (a) . . . Yards
Piece goods made entirely of	172,477	132,847	49,622	37,650
artificial silk . . . Yards.
Piece goods made of	2,571	6,588	1,604	8,082
Cotton and artificial	7,508	14,613	2,232	8,974	5,740
silk . . . Value
Other Sorts
Tobacco—
Manufactured—
Cigarettes . . .	294	1	1,286	49,93,300	67,750,620	1,414	6	7,945	1,85,556	2,54,281
Other sorts . . .	231,195	523	694	143,892	193,778	2,23,034	881	2,266	506	7,531
Total . . .	231,489	524	1,920	144,156	203,728	224,468	887	10,211	1,86,062	2,61,812
TOILET REQUISITES (NOT	23,194	36,896	86,315	62,574	38,074
SPECIFIED ELSEWHERE) Value
TOYS AND REQUISITES	4,106	4,570	4,633	4,294	6,634
FOR GAMES AND SPORTS
including FISHING
EACKLE
UMBRELLAS AND UM-
BRELLA FITTINGS—
Umbrellas, complete, in-	656	157	74	698	2,884	401	399	525	512	1,290
cluding parasols and	6,329	95,688	3,196	1,098	34,869
canopies . . . No.
Umbrella fittings . . . Value
Total Umbrellas and	7,030	96,087	8,721	1,610	35,649
Umbrella fittings
VEHICLE—
Vehicles (excluding rail-	4,219	691	12,032	1,479	2,632
way Locomotives and
plants)
Mechanically propelled
Carriages and carts
not mechanically
propelled (excluding
railway, etc.)
WOOD AND TIMBER—
Tank wood . . . Cubic Tons	..	41	181	7,135	31,150
Other kinds of wood and
timber . . . Value	5,007	7,264	23,149	16,643	10,110
Total Wood and Timber	5,007	14,399	44,699	16,643	10,110
POSTAL ARTICLES NOT	7,17,481	5,88,293	6,77,551	5,28,691	3,43,310
SPECIFIED
ALL OTHER ARTICLES OF	1,07,486	99,982	1,76,083	68,769	1,00,530
WROUGHT-IRON
GRAND TOTAL	41,26,982	4,81,77,502	4,09,53,074	3,33,12,719	2,78,60,512

* Quantity recorded in number from 1930-31.
(a) Separately shown under the sub-heads from September 1930.

No. 13—continued
CHINA (EXCLUSIVE OF HONGKONG AND MACÃO)—continued
EXPORTS THERE TO

INDIAN MERCHANDISE

ARTICLES	QUANTITY					VALUE				
	1927-28	1928-29	1929-30	1930-31	1931-32	1927-28	1928-29	1929-30	1930-31	1931-32
APPAREL (including DRAPERY, UNIFORMS, ACCOUTREMENTS (but excluding HOSIERY AND BOOTS AND SHOES)) . Value	—	—	—	—	—	27,864	22,466	7,122	16,072	4,854
CANDLES OF ALL KINDS . Lbs.	98,134	28,825	68,250	27,600	8,107	19,195
CHEMICALS AND CHEMICAL PREPARATIONS (excluding CHEMICAL MANURES AND MEDICINES) . Value	—	—	—	—	—	2,100	1,234	175
COAL AND COKE— COAL . Tons	..	15,015	8,348	1,80,397	92,242
COFFEE . Cwts.	28	2,240
COTON— Manufactured (excluding Rope) . Tons	40	17	15	17	20	13,694	5,671	4,382	5,133	4,551
CORDAGE AND ROPE OF VEGETABLE FIBRE (excluding JUTE AND COTTON) . Cwts.	685	1,446	722	49	279	13,254	24,345	17,712	1,132	5,400
DRUGS AND MEDICINES (excluding CHEMICALS AND NARCOTICS) . Value	—	—	—	—	—	22,734	9,576	1,262	6,205	39,819
DYEING AND TANNING SUBSTANCES—										
Myrobalsam . Cwts.	7,255	8,036	11,439	6,292	9,688	42,670	45,370	53,734	27,249	39,729
Myrobalsam extracts . "	200	502	..	240	..	3,388	8,759	..	3,061	..
Other sorts . . . "	11	5	4	5	8	1,357	187	70	87	150
Total Dyeing and Tanning substances . . . "	7,466	8,543	11,443	6,537	9,696	47,415	54,266	53,804	30,397	39,879
FISH (excluding canned fish)—										
Fish, dry, unsalted . "	209	600	215	100	54	13,680	33,401	13,453	5,000	2,500
Fishmaws and sharkfins . "	62	72	28	48	24	6,126	3,902	7,650	3,600	4,000
Other sorts . . . "	..	10	11	180	700
Total Fish . . . "	271	682	254	148	78	19,806	42,483	21,803	13,600	6,500
FRUITS AND VEGETABLES . Value	—	—	—	—	—	125	897	2,192	455	744
GLASS AND GLASSWARE . "	—	—	—	—	—	4,529
GRAIN, PULSE, AND FLOUR—										
Rice, not in the husk . Tons	100,093	53,439	226,600	308,313	353,556	1,51,29,094	67,97,759	2,79,04,311	4,91,94,516	2,65,20,772
Other sorts . . . "	16	29	9	25	11	3,390	3,923	3,216	3,957	2,533
Total Grain, Pulse and Flour . . . "	100,019	53,468	226,609	308,339	353,567	1,51,32,984	68,01,687	2,79,08,027	4,91,98,473	2,65,23,305
HIDES AND SKINS, RAW—										
Skins, raw . . . "	2	1	1	8,650	4,397	5,350	3,367	2,437
Cuttings of Hides and Skins (raw) . "	29	9	11,335	2,110	20
JADESTONE . . . Cwts.	161	523	226	238	136	39,270	1,13,200	50,199	73,473	19,240
KAPOK . . . "	515	1,638	302	351	773	36,261	79,936	12,332	33,536	25,467
LAC—										
Button "	251	33	22	44,250	3,023	1,050
Shell "	3,664	2,337	3,019	2,473	1,961	3,65,937	3,71,677	3,04,954	1,53,923	91,579
LEATHER—										
Hides, tanned or dressed—										
Buffalo hides . . . Tons	5	5,000	..
.. No.	450
Cow hides . . . Tons	123	94	177	162	136	2,24,330	1,98,250	3,22,725	1,93,560	1,67,030
.. No.	19,737	15,545	24,645	21,430	20,460
Skins, tanned or dressed—										
.. Tons	1	1	8	1	..	5,325	6,200	20,936	4,750	1,000
.. No.	5,750	5,305	21,312	6,205	500
Unwrought . Cwts.	..	1	1	175	134
Manufactures (excluding boots and shoes, and belting for machinery) Value	—	—	—	—	—	2,010	210	210	2,750	375
Total Leather . . . "	—	—	—	—	—	2,32,315	2,04,335	3,44,005	2,06,660	1,68,455

No. 13—continued
 CHINA (EXCLUSIVE OF HONGKONG AND MACÃO)—continued
 EXPORTS THERE TO—continued

INDIAN MERCHANDISE—continued

ARTICLES	QUANTITY					VALUE				
	1927-28	1928-29	1929-30	1930-31	1931-32	1927-28	1928-29	1929-30	1930-31	1931-32
MACHINERY AND MILLWORK Value	—	—	—	—	—	R 6,467	..	967	835	414
MINERALS AND ORES—										
Iron or steel—										
Pig Tons	3,359	18,540	11,758	17,527	12,742	1,06,115	6,18,011	5,49,071	6,88,727	4,51,245
Lead—										
Pig Cwts.	3,598	..	10,927	10,984	6,000	67,760	..	1,79,230	1,56,912	88,989
Other kinds Tons	1	3	2	..	1	2,635	6,010	1,087	90	90
Total Metals and Ores ..	3,540	18,543	12,803	18,077	3,042	2,66,510	6,18,021	7,29,438	8,45,735	5,36,324
MICA Cwts.	..	2	2	1	1,500	3,000	1,100	..
OILS Gals.	519	447	2,271	1,066	1,548	7,710	1,815	5,555	2,891	18,951
OILCAKES Tons	6	125	..
PAINTS AND PAINTER'S MATERIALS Value	—	—	—	—	—	9,100	11,500	10,500	3,060	10,500
PARAFFIN WAX Tons	2,449	4,182	2,560	7,166	4,995	11,63,658	19,02,764	11,94,175	86,56,536	23,45,000
PRECIOUS STONES AND PEARLS, UNSET Value	—	—	—	—	—	..	1,260	4,730	3,900	..
PROVISIONS AND OILMAN'S STORES—										
Butter Cwts.	65	71	161	53	..	8,276	7,820	17,322	5,550	..
Ghi, "	585	623	580	195	185	62,469	64,669	61,629	19,656	14,951
Pickles, chutnies, and condiments "	544	735	458	439	246	34,096	43,409	28,096	23,441	18,358
Other sorts of provisions Value	—	—	—	—	—	41,889	10,327	2,363	1,889	6,810
Total Provisions and Oilman's stores "	—	—	—	—	—	1,46,730	1,26,725	1,09,410	50,586	36,119
RUBBER—										
Raw Lbs.	244,740	30,598
SHEETS Tons	1	215	1,371	22,524	408	204	617
SPICES Cwts.	18	94	15	23	31	970	8,187	775	1,243	1,313
STATIONERY (excluding PAPER) Value	—	—	—	—	—	4,100	..	4,216	6,394	94
TEA, BLACK Lbs.	3,545,482	6,140,235	12,540	1,741,886	1,202,987	25,33,472	47,82,082	7,664	12,63,524	6,41,866
TEXTILES—										
Cotton—										
Raw Tons	19,949	72,039	101,156	108,125	77,846	1,99,30,162	7,28,80,843	9,34,31,891	7,40,84,215	4,50,25,230
Twist and yarn Lbs.	164,400	75,600	22,000	..	40,188	1,14,272	52,163	15,200	..	20,725
Manufactures—										
Piecegoods Yards	147,250	187,629	191,663	52,664	87,965	50,679	41,637	62,418	26,272	25,827
Other sorts of manufactures Value	—	—	—	—	—	..	65	..	190	407
Total Cotton manufactures (including twist and yarn) "	—	—	—	—	—	1,64,951	93,915	78,618	26,462	46,959
Haberdashery and Millinery "	—	—	—	—	—	—	..	1,170	1,606	300
Jute—										
Raw Tons	5,461	3,226	6,038	7,040	6,621	16,37,982	17,13,293	18,24,028	12,96,797	12,03,582
Twist and yarn Lbs.	..	95,760	64,697	..	2,238	..	23,529	12,435	..	600
Manufactures—										
Gunny bags No.	1,812,600	2,161,200	4,279,900	1,244,400	1,714,100	7,10,002	11,04,915	17,36,081	4,31,612	4,92,524
" cloth Yards	8,401,000	11,199,000	8,913,912	3,507,000	3,962,000	18,00,298	26,53,981	18,08,898	5,29,892	4,44,545
Repe and twine Cwts.	1,698	1,846	2,105	1,939	5,168	40,440	41,828	46,094	42,874	79,882
Other kinds Value	—	—	—	—	—	2,880	3,378	1,044	365	1,460
Total Jute manufactures (including twist and yarn) "	—	—	—	—	—	25,53,815	38,32,576	36,54,597	10,04,073	10,19,011

No. 13—continued

CHINA (EXCLUSIVE OF HONGKONG AND MACÃO)—continued

EXPORTS THERETO—continued

INDIAN MERCHANDISE—concluded

ARTICLES	QUANTITY					VALUE				
	1927-28	1928-29	1929-30	1930-31	1931-32	1927-28	1928-29	1929-30	1930-31	1931-32
TEXTILES—contd.						R	R	R	R	R
Wool—										
Woolen Manufactures . Value	—	—	—	—	—	8,605	1,66,830	1,562	1,344	210
TOBACCO—										
Unmanufactured . . Lbs.	438,666	477,150	244,587	108,000	216,000	69,740	38,678	32,916	20,000	21,750
Others	2,486	343	47,460	505	..	859	440	3,057	621	..
Total Tobacco . . .	441,151	477,493	291,997	108,505	216,000	70,599	39,116	35,973	20,621	21,750
WOOD AND TIMBER—										
Wood—										
Sandal wood . . . Tons	45	99	61	41	46	83,860	1,67,402	1,19,887	63,305	66,025
POSTAL ARTICLES . Value	—	—	—	—	—	..	17
ALL OTHER ARTICLES OF MERCHANDISE . . .	—	—	—	—	—	56,638	88,125	63,472	42,004	50,456
GRAND TOTAL . . .	—	—	—	—	—	4,46,96,598	9,48,84,231	18,01,85,261	13,21,29,529	7,79,71,860

FOREIGN MERCHANDISE

ARTICLES	QUANTITY					VALUE				
	1927-28	1928-29	1929-30	1930-31	1931-32	1927-28	1928-29	1929-30	1930-31	1931-32
						R	R	R	R	R
APPAREL (including DRAPERY, UNIFORMS, AND ACCOUTREMENTS, BUT excluding HOSIERY AND BOOTS AND SHOES) Value	—	—	—	—	—	58,712	41,727	35,630	32,321	20,008
BOOKS, PRINTED, AND PRINTED MATTER (NOT BEING STATIONERY) INCLUDING MAPS AND CHARTS Cwts.	217	27	28	30	2	6,957	1,665	2,673	4,204	550
COAL AND COKE Tons	..	860	..	550	16,985	..	13,200	..
DRUGS AND MEDICINES (excluding CHEMICALS AND NARCOTICS) . Value	—	—	—	—	—	8,735	3,047	4,418	974	11,656
DYEING AND TANNING SUBSTANCES	—	—	—	—	—	23,235	14,897	..
FRUITS AND VEGETABLES . . .	—	—	—	—	—	5,757	13,105	6,895	1,04,406	1,944
GUMS AND RESINS—										
Arabic Cwts.	400	40	19,080	1,640	..
HARDWARE (excluding CUTLERY AND ELECTROPLATED WARE) Value	—	—	—	—	—	120	1,085	1,946	3,527	9,359
HIDES AND SKINS, RAW—										
Skins, raw { Tons —No	10 =75,417	6 =75,058	3 =5,329	9 =12,820	16 =27,954	50,908	39,865	17,049	14,400	19,152
INSTRUMENTS, APPARATUS, AND APPLIANCES, AND PARTS THEREOF . Value	—	—	—	—	—	525	685	2,980	4,969	1,916
IVORY, UNMANUFACTURED . Lbs.	1,314	..	672	10,100	..	3,000
LIQUORS Gals.	5,200	46	248	1	318	11,250	762	3,724	32	2,668
MACHINERY AND MILL-WORK Value	—	—	—	—	—	10,220	7,520	51,229	3,229	1,15,640
MINERALS AND ORES—										
Iron or steel TONS	605	2	25,158	2,270

CHINA (EXCLUSIVE OF HONGKONG AND MACÃO)—concluded

ITS THERETO—concluded

FOREIGN MERCHANDISE—continued

ARTICLES	QUANTITY					VALUE				
	1927-28	28-29	1929-30	1930-31	1931-32	1927-28	1928-29	1929-30	1930-31	1931-32
Oils Gals.	10	--	36,980	110	14	50	--	6,716	400	1,490
RUBBER Manufactures . Value	--	--	--	--	--	--	3,738	41,425	18,546	8,500
TFA Lbs.	92,432	1,200	899	50	4,071	1,14,853	1,144	595	50	2,310
TEXTILES—										
Cotton—										
Raw Tons	350	80	--	--	--	4,64,000	51,000	105	40	--
Manufactures— Piece goods—										
Coloured, printed, or dyed yards	30,947	26,214	6,713	23,343	10,708	21,941	14,623	4,224	11,739	4,362
Haberdashery and Millinery Value	--	--	--	--	--	5,370	1,210	1,665	670	800
Silk, raw Lbs.	--	--	714	7,560	47	--	--	4,071	32,075	350
„ manufactures in- cluding silk yarn . Value	--	--	--	--	--	5,783	53,453	1,38,168	2,804	7,141
Wool— Woolen manufactures . „	--	--	--	--	--	12,401	5,965	1,800	24,739	2,098
OTHER TEXTILES— Manufactured „	--	--	--	--	--	17,875	97,949	--	314	23,125
Tobacco Lbs.	--	--	17	1,500	1,912	--	--	276	7,500	8,720
VEHICLES (excluding LOCO- MOTIVES, ETC., FOR RAIL- WAYS)—										
Carriages and Carts (exclud- ing railway carriages) and parts thereof . Value	--	--	--	--	--	2,710	9,335	3,745	10	10
Other kinds „	--	--	--	--	--	--	--	3,000	36,275	5,000
ALL OTHER ARTICLES OF MERCHANDISE „	--	--	--	--	--	10,893	6,023	16,512	12,824	18,958
GRAND TOTAL „	--	--	--	--	--	10,87,664	3,75,421	3,72,938	3,45,814	2,69,057
GRAND TOTAL OF INDIAN AND FOREIGN MERCHANDISE „	--	--	--	--	--	4,57,84,262	9,47,59,652	13,05,58,199	13,24,75,345	7,82,40,426

KOREA
IMPORTS THEREFROM

ARTICLES	QUANTITY					VALUE				
	1927-28	1928-29	1929-30	1930-31	1931-32	1927-28	1928-29	1929-30	1930-31	1931-32
Oils—						R	R	R	R	R
Mineral Gals.	--	--	--	18,145	--	--	--	--	31,378	--
GRAND TOTAL . Value	--	--	--	--	--	--	--	--	31,378	--

EXPORTS THERETO

INDIAN MERCHANDISE

ARTICLES	QUANTITY					VALUE				
	1927-28	1928-29	1929-30	1930-31	1931-32	1927-28	1928-29	1929-30	1930-31	1931-32
GRAIN, PULSES AND FLOUR—						R	R	R	R	R
Rice not in the husk . Tons	18,356	24,735	22,920	4,229	--	28,03,690	32,66,429	30,27,498	5,11,329	--
RUBBER RAW Lbs.	--	--	58,160	100,814	--	--	--	19,569	30,207	--
ALL OTHER ARTICLES OF MERCHANDISE Value	--	--	--	--	--	2,170	--	1,217	--	--
GRAND TOTAL „	--	--	--	--	--	28,05,860	1,32,66,429	30,48,284	5,50,530	--

FOREIGN MERCHANDISE

Nil.

No. 13--continued

JAPAN
IMPORTS THEREFROM

ARTICLES	QUANTITY					VALUE				
	1927-28	1928-29	1929-30	1930-31	1931-32	1927-28	1928-29	1929-30	1930-31	1931-32
ANIMALS, LIVING . . . No.	..	76	74	311	1,932	..	380	21,717	6,927	10,121
APPAREL (excluding HOSIERY AND BOOTS AND SHOES)—										
Apparel (including drapery, uniforms, accoutrements) . . . Value	—	—	—	—	—	11,89,459	17,61,580	16,20,130	14,57,880	15,85,068
Hats, caps, bonnets and hatter's ware . . . "	—	—	—	—	—	2,44,782	2,33,434	2,50,507	3,83,913	4,72,303
Lametta . . . Lbs.	703	9,764	5	..	2	1,137	15,603	5
Others . . . Value	—	—	—	—	—	..	1,467	2,162	8,488	19,610
Total Apparel, etc. . . "	—	—	—	—	—	14,35,378	20,02,064	18,72,810	18,50,281	20,76,388
ARMS, AMMUNITION AND MILITARY STORES—										
Firearms . . . No.	14	14	1	157	15	880	1,000	15	16,559	415
ASBESTOS—										
Manufactures—										
Asbestos Packing . . . Value	—	—	—	—	—	20,597	19,329	41,618	20,243	10,656
Other manufactures . . . "	—	—	—	—	—	5,701	3,456	4,110	12,798	450
Total Asbestos manufactures . . . "	—	—	—	—	—	26,298	22,785	45,728	33,041	11,116
BELTING FOR MACHINERY . . . "	—	—	—	—	—	1,41,390	2,32,247	3,05,067	2,01,996	1,54,982
BOBBINS . . . "	—	—	—	—	—	1,52,990	2,24,219	3,96,291	4,91,725	3,64,398
BOOKS PRINTED, AND PRINTED MATTER (not being STATIONERY), including MAPS AND CHARTS Cwts.	329	224	269	241	251	22,001	16,945	23,347	21,115	19,761
BOOTS AND SHOES—										
Rubber Soled—										
With Canvas uppers* . . . Pairs	—	32,619	785,326	4,611,325	6,061,116	—	41,184	8,06,719	35,13,503	38,82,717
With uppers of leather or other materials† . . . "	—	2	—	—	129,714	—	—	—	—	68,680
All rubber† . . . "	—	—	—	—	2,532,001	—	—	—	—	9,06,996
Of other materials . . . "	171,781	495,171	3,257,907	5,477,428	21,412	1,61,701	2,63,627	20,45,789	38,02,959	14,034
Total . . . "	171,781	527,990	4,643,733	10,089,253	8,784,243	1,61,001	3,04,811	29,42,468	67,16,494	48,72,498
BRUSHES AND BROOMS—										
Brushes—										
Toilet brushes . . . Dozen	104,079	69,666	128,036	131,440	91,897	64,714	56,474	78,438	66,426	53,228
Other brushes . . . "	90,672	63,068	80,089	53,043	58,639	65,407	60,633	53,446	43,398	36,268
Brooms . . . "	36	9	5	7	30	130	45	27	47	136
Total Brushes and Brooms . . . "	194,787	132,743	208,130	181,490	159,566	1,30,241	1,17,202	1,26,906	1,09,871	89,702
BUILDING AND ENGINEERING MATERIALS, other than OF IRON, STEEL, OR WOOD—										
Cement—										
Portland . . . Tons	9,343	14,339	13,720	36,783	23,976	4,16,501	5,64,537	6,87,920	12,84,221	9,45,248
Other kinds . . . "	101	12	1	7	22	4,596	406	79	612	2,120
Tiles . . . No.	442,935	594,531	783,679	683,936	1,566,943	79,600	96,950	1,26,520	92,715	1,90,416
Other kinds . . . Value	—	—	—	—	—	2,736	688	1,779	196	1,359
Total Building and Engineering materials, etc. . . "	—	—	—	—	—	5,03,433	6,62,331	8,14,298	13,77,744	11,39,158
BUTTONS OF ALL SORTS—										
metal . . . "	—	—	—	—	—	9,242	12,220	2,401	3,632	436
Other sorts . . . "	—	—	—	—	—	8,87,323	8,96,909	8,26,747	5,32,839	4,23,387
Total Buttons . . . "	—	—	—	—	—	8,97,064	9,09,129	8,29,148	5,36,471	4,24,323

* Separately recorded from 1928-29.
† " " " 1931-32.

IMPORTS THEREFROM—continued

ARTICLES	QUANTITY					VALUE				
	1927-28	1928-29	1929-30	1930-31	1931-32	1927-28	1928-29	1929-30	1930-31	1931-32
						R	R	R	R	R
CHEMICALS AND CHEMICAL PREPARATIONS (excluding CHEMICAL MANURES AND MEDICINES)—										
Carbide of Calcium . Cwts.	2,432	14,345	35,284	2,07,520
Disinfectants . . . "	36	31	230	281	308	3,561	2,333	23,770	30,457	29,286
Potassium compounds—										
Chlorate "	208	155	700	100	250	3,792	3,246	15,420	2,289	4,747
Other sorts "	103	210	274	193	164	20,584	1,24,505	1,49,082	79,423	65,997
Total Potassium compounds "	306	365	974	293	414	24,376	1,27,751	1,64,462	81,717	90,744
SODA COMPOUNDS—										
Soda Sulphide . . . "	6,600	624	5,221	8,571	4,871	42,203	3,836	37,039	65,116	33,996
Other sorts "	2	500	..	278	25	61	5,570	32	3,481	246
Total Soda compounds . "	6,602	1,124	5,221	8,849	4,896	42,264	9,406	37,071	68,597	34,241
SULPHUR (BRIMSTONE) . "	7,750	1,662	1,941	1,732	1,527	62,228	24,156	30,596	24,433	29,276
OTHER SORTS OF CHEMICALS . Value	—	—	—	—	—	2,00,720	1,96,792	2,29,900	1,36,069	2,45,577
Total Chemicals and chemical preparations (excluding chemical manures and medicines) "	—	—	—	—	—	3,29,588	3,58,105	5,22,019	4,36,007	6,36,644
CHINESE AND JAPANESE WARE (including LACQUERED WARE, BUT excluding BATHENWARE AND PORCELAIN) . "	—	—	—	—	—	20,252	22,845	23,486	47,000	21,586
CLOCKS AND WATCHES AND PARTS THEREOF—										
Clocks and timepieces No.	27,127	28,647	43,592	41,079	33,622	1,99,308	1,92,360	2,95,393	2,61,865	1,81,297
Watches "	5	250	177	1	376	50	1,458	694	80	1,971
Parts of clocks and watches . . . Value	—	—	—	—	—	28,343	33,521	30,456	33,139	30,310
Total Clocks and Watches . "	—	—	—	—	—	2,27,701	2,32,339	3,26,543	2,95,134	2,13,668
COAL AND COKE—										
Coal Tons	5,639	770	1,151	980	825	1,66,010	13,320	20,205	15,900	16,410
CUTLERY Value	—	—	—	—	—	7,642	21,375	44,191	11,451	42,435
DRUGS AND MEDICINES (excluding Chemicals and Narcotics)—										
Camphor Lbs.	857,667	972,885	1,001,596	495,073	450,963	17,17,493	18,35,282	19,16,483	9,32,943	8,49,211
Proprietary and patent medicines . . . Value	—	—	—	—	—	24,375	33,694	31,702	14,974	11,714
Other sorts of drugs and medicines "	—	—	—	—	—	5,07,302	5,56,377	7,44,621	6,56,298	8,06,865
Total Drugs and Medicines, etc. . . . "	—	—	—	—	—	22,49,670	24,25,353	26,92,741	16,04,215	17,57,870

No. 13—continued
JAPAN—continued
IMPORTS THEREFROM—continued

ARTICLES	QUANTITY					VALUE				
	1927-28	1928-29	1929-30	1930-31	1931-32	1927-28	1928-29	1929-30	1930-31	1931-32
DYEING AND TANNING SUBSTANCES—						R	R	R	R	R
Dyes obtained from coal tar—										
Aniline Lbs.	16,196	15,458	18,923	20,951	7,480	25,888	20,757	22,220	79,649	84,806
Saffron "	490	86,595
Other sorts . . . Value	—	—	—	—	—	1,596	4,243	170	262	5
Total Dyeing and Tanning substances . . . "	—	—	—	—	—	68,574	25,000	22,390	79,911	84,811
EARTHENWARE AND PORCELAIN (excluding PIPES OF EARTHENWARE)—										
Earthenware . . . "	—	—	—	—	—	4,89,788	4,15,340	6,78,428	4,88,999	3,18,930
Porcelain—										
Electrical . . . "	—	—	—	—	—	32,589	30,801	37,852	35,534	26,800
Other kinds . . . "	—	—	—	—	—	27,30,399	20,99,037	24,41,520	16,66,831	19,33,631
Total Earthenware and Porcelain . . . "	—	—	—	—	—	32,58,771	25,45,184	31,47,195	21,81,364	16,74,361
FIREWORKS Lbs.	44,260	98,760	51,971	39,649	25,119	23,132	33,907	29,401	23,822	10,179
FISH (excluding CANNED FISH)—										
Fish, dry, unsalted . Cwts.	1,660	171	591	1,095	398	1,24,256	11,832	47,423	76,991	21,497
Other sorts . . . "	49	54	16	275	662	1,616	2,395	396	9,080	26,232
Total Fish . . . "	1,709	225	607	1,370	1,065	1,25,872	14,227	47,824	86,071	47,689
FRUITS AND VEGETABLES—										
Fresh fruits and vegetables . . . Value	—	—	—	—	—	35,146	19,840	26,077	33,169	48,151
Fruits and vegetables: dried, salted, or preserved not being canned or bottled Tons	20	8	1	8	6	9,210	2,792	3,452	7,056	2,883
Total Fruits and Vegetables . . . Value	—	—	—	—	—	44,356	22,632	30,129	40,225	51,034
FURNITURE AND CABINETWARE—										
Bedsteads . . . "	—	—	—	—	—	210	62	58
Furniture of wood (other than bedsteads) . . . "	—	—	—	—	—	1,31,937	35,656	30,564	24,073	16,694
Furniture of other materials (other than bedsteads) . . . "	—	—	—	—	—	79,265	2,94,133	3,57,246	1,00,684	39,324
Mouldings "	—	—	—	—	—	15,068	3,929	9,584	4,823	760
Total Furniture and Cabinetware . . . "	—	—	—	—	—	2,26,270	3,38,768	3,97,604	1,89,642	56,836
GELATINE Cwts.	286	318	79	262	224	12,479	17,054	5,594	15,373	11,276
GLASS AND GLASSWARE—										
Bangles Value	—	—	—	—	—	25,64,227	22,47,982	24,94,896	19,88,615	15,07,662
Beads and false pearls Cwts.	11,212	14,103	14,014	8,745	7,926	7,76,963	10,25,619	9,38,029	5,06,028	3,87,460
Bottles and phials—										
Soda water bottles Gross	288	1,263	1,395	2,016	1,686	7,687	14,101	31,381	62,477	34,547
Others "	322,077	372,119	488,290	442,652	329,314	10,81,117	11,63,890	19,41,226	11,39,092	8,14,939
Funnels, globes, and glass parts of lamps . . . Value	—	—	—	—	—	2,41,976	2,75,303	2,35,766	1,25,199	69,780
Scientific glassware . . . "	—	—	—	—	—	24,297	16,759	12,354	12,136	3,123
Sheet and Plate . . . Sq. ft.	164,000	1,409,300	3,064,120	1,980,350	2,198,800	9,709	78,438	1,06,881	1,12,114	1,16,653
Tableware (including decanters, tumblers, etc.) Value	—	—	—	—	—	5,30,354	6,81,123	9,03,701	5,74,360	3,48,089
Other glassware . . . "	—	—	—	—	—	16,40,141	14,54,881	12,98,773	9,56,572	9,65,135
Total Glass and Glassware . . . "	—	—	—	—	—	68,76,471	69,58,046	74,18,006	54,71,838	42,01,938

No. 13—continued
JAPAN—continued

IMPORTS THEREFROM—continued

ARTICLES	QUANTITY					VALUE				
	1927-28	1928-29	1929-30	1930-31	1931-32	1927-28	1928-29	1929-30	1930-31	1931-32
GRAIN Cwts.	2,753	3,485	4,145	3,883	2,537	R 1,23,406	R 1,74,842	R 2,36,665	R 2,08,825	R 1,16,23
GRAIN, PULSE, AND FLOUR—										
Pulse Tons	49	35	2	51	1	9,003	6,002	751	19,442	40
Rice not in the husk "	27,471	5,112	67	2,483	577	39,35,498	7,86,154	33,038	2,28,781	62,86
Other sorts "	4	1	3	1	21	1,316	373	1,082	483	3,01
Total "	27,524	5,148	72	2,485	599	39,45,817	7,92,529	24,871	2,48,706	66,28
GRAPHITE ORUBLES Cwts.	..	47	16	2,080	497
Gums and Resins "	61	299	175	117	14	782	11,332	13,704	1,567	221
HARDWARE excluding CUTLERY AND ELECTROPLATED WARE—										
Builders' hardware Value	—	—	—	—	—	7,390	10,130	12,086	8,307	6,600
Domestic hardware "	—	—	—	—	—	14,012	29,093	93,581	67,054	64,621
Enamelled ironware "	—	—	—	—	—	17,67,037	21,45,754	17,45,227	13,14,359	8,91,237
Gas mantles "	—	—	—	—	—	6,781	4,335	7,300	10,095	3,806
Implements and tools, other than agricultural implements and machine tools "	—	—	—	—	—	1,301	2,379	5,962	7,009	11,134
Lamps, metal No.	3,004	801	1,710	1,152	1,186	6,432	781	2,105	947	1,304
Parts of lamps, other than glass Value	—	—	—	—	—	46,176	61,230	41,627	25,632	31,931
Other sorts "	—	—	—	—	—	8,90,546	6,06,017	97,126	6,57,146	5,68,230
Total Hardware, etc. "	—	—	—	—	—	27,39,675	28,60,319	26,05,024	20,91,149	15,76,933
INSTRUMENTS, APPARATUS, AND APPLIANCES, AND PARTS THEREOF—										
Electrical including telegraph and telephone apparatus not being machinery—										
Electric fans and parts thereof "	—	—	—	—	—	8,561	3,856	15,005	6,218	3,105
Electric wires and cables—										
Rubber insulated "	—	—	—	—	—	754	8,528	13,278	27,221	33,403
Insulations other than rubber "	—	—	—	—	—	2,203	4,273	7,135	6,418	7,348
Telegraph and Telephone wires and cables "	—	—	—	—	—	27,921
Bare copper wire Cwts.	—	—	—	3,252	1,022	18,791	48,008	2,90,842	1,60,533	33,509
Total Electric wires and cables Value	—	—	—	—	—	21,748	60,814	3,11,305	2,03,172	1,02,681
Electric lamps and parts thereof—										
Electric glow lamps (a) No.	910,418	4,169,555	—	—	—	1,14,174	2,56,755	—	—	—
Flash lights including Torch lights, pocket lamps, etc. "	—	—	21,363	20,431	—	—	—	11,040	4,301	—
Automobile lighting lamps "	—	—	496,722	419,840	—	—	—	48,358	35,925	—
Standard lighting lamps "	—	—	797,109	701,939	—	—	—	156,465	1,27,536	—
Gas filled electric bulbs (b) "	—	—	—	—	85,163	—	—	—	—	13,744
Vacuum electric bulbs (b) "	—	—	—	—	1,467,551	—	—	—	—	2,00,290
Electric bulbs for automobiles (b) "	—	—	—	—	369,604	—	—	—	—	26,880
Electric bulbs for torches (b) "	—	—	—	—	1,696,772	—	—	—	—	50,919
Electric lamps, other sorts "	108,353	733,314	7,248	15,171	23,344	12,353	40,331	1,472	1,358	14,112
Parts and accessories of electric lamps Value	—	—	—	—	—	36,631	15,235	2,34,392	2,05,406	27,265
Electric lighting accessories and fittings (including switches) "	—	—	—	—	—	25,826	31,547	36,349	32,473	13,013
Electrical goods and apparatus not enumerated "	—	—	—	—	—	1,13,330	1,52,226	92,938	91,028	66,763
Total Instruments, Electrical, etc. "	—	—	—	—	—	3,33,173	5,60,314	9,58,769	7,07,758	5,28,767
Musical "	—	—	—	—	—	13,753	16,512	22,273	10,503	10,399
Optical "	—	—	—	—	—	89,057	1,07,308	1,49,519	1,39,503	2,55,568
Photographic "	—	—	—	—	—	8,243	10,323	37,305	14,947	13,026
Surgical "	—	—	—	—	—	77,005	38,221	27,736	32,923	31,542
Other kinds "	—	—	—	—	—	5,326	5,337	10,327	3,363	7,536
Total Instruments, Apparatus and Appliances, and parts thereof "	—	—	—	—	—	5,32,057	7,40,315	12,06,979	9,64,607	8,47,433

(a) Separately shown under the heads immediately following from 1929-30;
(b) Separately recorded from 1931-32.

No. 13—continued
 JAPAN—continued
 IMPORTS THEREFROM—continued

ARTICLES	QUANTITY					VALUE				
	1927-28	1928-29	1929-30	1930-31	1931-32	1927-28	1928-29	1929-30	1930-31	1931-32
IVORY—										
Unmanufactured . . . Lbs.	65	B 520	B ..	B ..	B ..	B ..
Manufactured . . . Value	—	—	—	—	—	5,917	12,205	7,658	5,519	1,220
Total Ivory . . . "	—	—	—	—	—	6,437	12,205	7,658	5,519	1,220
JEWELLERY (excluding IMITATION JEWELLERY AND PRECIOUS STONES AND PEARLS, UNSET) ALSO PLATE OF GOLD AND SILVER—										
Jewellery . . . Value	—	—	—	—	—	5,486	1,789	4,457	2,902	787
Plate of gold and silver "	—	—	—	—	—	1,781	3,415	4,167	11,881	5,609
Total Jewellery (ex- cluding imitation jewellery, etc.) . . . "	—	—	—	—	—	7,267	5,204	8,624	14,783	5,796
LEATHER—										
Manufactures (excluding boots and shoes and belt- ing for machinery)—										
Bags and trunks . . . Cwts.	52	17	39	23	10	20,355	12,545	13,630	9,260	3,510
Other kinds of leather Value	—	—	—	—	—	22,645	10,238	17,458	28,285	23,654
Total Leather . . . "	—	—	—	—	—	43,000	22,838	31,088	37,545	27,178
LIQUORS, including DENATURED AND PERFUMED SPIRITS—										
Ale, beer, and porter . Gals.	189,943	230,727	288,218	279,387	259,504	3,33,377	3,83,302	4,58,086	4,60,127	3,82,840
Other sorts . . . "	580	684	538	572	465	4,119	7,559	5,708	5,531	6,182
Total Liquors . . . "	190,523	231,411	288,751	279,959	260,059	3,42,496	3,91,467	4,63,794	4,65,658	3,89,022
MACHINERY AND MILLWORK—										
Prime movers (other than electrical) . Value	—	—	—	—	—	6,170	13,875	31,550	21,485	5,341
Electrical Machinery . . . "	—	—	—	—	—	27,941	91,301	1,41,365	2,414	2,322
Sewing and knitting machines . . . No.	17	7	23	33	107	5,169	1,932	5,545	16,881	66,498
Textile machinery—										
Jatton—										
Spinning Machinery Value	—	—	—	—	—	37,197	80,874	66,722	22,022	67,118
Weaving machinery . . . "	—	—	—	—	—	12,608	47,658	1,10,101	1,01,640	48,293
Shuttles (excluding those for sewing machines) . . . "	—	—	—	—	—	337	4,156	1,705	5,411	16,151
Other sorts of machi- nery . . . "	—	—	—	—	—	1,49,717	2,09,461	2,797	3,14,784	1,78,679
Total Machinery and Millwork . . . "	—	—	—	—	—	2,89,139	4,52,310	6,29,785	4,84,667	3,74,397
MANURES . . . TONS	10	9	189	4,123	340	865	1,100	23,127	3,94,057	24,723

No. 13—continued
 JAPAN—continued
 IMPORTS THEREFROM—continued

ARTICLES	QUANTITY					VALUE				
	1927-28	1928-29	1929-30	1930-31	1931-32	1927-28	1928-29	1929-30	1930-31	1931-32
MATCHES—						R	R	R	R	R
Safety Gross of boxes	329,700	78,964	51,583	5,764	127	3,46,976	80,887	49,872	5,279	49
Other sorts . . . "	35	13,750	76	10,698	..
Total Matches .. "	329,700	78,964	51,618	19,514	127	3,46,976	80,887	49,948	15,977	49
MATCH-MAKING MATERIALS Lbs.	389,794	314,494	74,650	1	..	59,348	50,287	13,020	1	..
MATS AND MATTING, except										
COIR AND RUBBER . . . Sq. Yds.	463,345	800,175	887,528	1,264,745	1,019,659	1,55,510	1,98,837	2,28,349	2,33,509	1,92,504
METALS AND ORES—										
Aluminium—										
Wrought Cwts.	70	797	6,327	9,122	34	9,936	63,041	5,14,911	6,57,210	4,922
Brass, Bronze and similar										
alloys and manufactures										
thereof—										
Wrought—										
Mixed or yellow metal										
for sheathing . . . "	54,395	62,929	47,893	45,772	39,367	25,98,314	31,00,064	25,88,430	20,70,904	14,60,277
Rods "	1,591	1,702	4,327	2,508	3,072	61,783	67,685	1,88,685	85,905	31,948
Sheets "	270	60	196	97	125	14,656	3,416	9,403	4,190	4,303
Wire "	518	939	3,564	1,924	1,033	20,511	53,313	1,99,365	1,00,681	42,035
Other sorts "	4,321	6,341	5,212	3,798	1,578	2,52,327	325,857	3,01,291	2,01,891	1,08,826
Total Brass, etc. .. "	61,593	72,037	61,192	54,099	45,675	30,56,491	35,50,335	32,37,174	24,60,631	16,97,339
Copper—										
Wrought—										
Rods "	20	9,200	1,120	3,18,503
Sheets "	5,418	220	201	3,26,762	10,716	8,543
Other sorts "	44	22	1,285	741	669	3,630	3,242	84,712	42,109	33,203
Total Copper . . . "	64	32	6,703	961	10,070	4,800	3,242	4,11,474	52,825	3,55,253
Steel Tons	71	125	11,290
Iron or Steel—										
Beams, Channels, pil-										
lars, girders and										
bridgework "	598	1,23,923	2	..
Old, for remanufacture	3	4	..	662	1	30	127	60	19,223	53
Sheets and plates . . "	372	523	756	1,147	505	1,23,491	1,62,655	2,49,321	3,25,115	1,15,168
Tubes, pipes and fittings										
—Wrought "	..	38	211	301	602	56	23,785	1,33,598	1,57,013	2,46,756
Other manufactures . . "	7	24	27	33	46	2,520	5,362	9,955	12,737	14,250
Total Iron or Steel . . "	978	586	994	2,143	1,154	2,50,020	1,91,929	3,72,934	5,14,038	3,76,226
Tin—										
Unwrought (blocks, etc.)										
Cwts.	..	66	100	34	9,325	12,182	3,375	..
Zinc or spelter—										
Unwrought "	200	1,000	6,658	3,216	12,704	69,088
Wrought "	423	609	1,052	241	278	16,620	18,058	36,446	9,471	4,392
Other sorts "	1	7
Total Zinc or spelter . . "	423	609	1,253	1,241	6,936	16,620	18,058	39,669	22,175	73,480
Other metals "	761	654	980	513	139	23,083	22,394	24,687	10,657	5,438
Total Metal (ex-										
cluding ores) . . . Tons	4,124	4,297	4,322	5,443	4,368	33,66,125	36,63,324	46,63,081	37,29,961	26,24,543
OILS—										
Animal—										
Fish oil Gals.	132,206	161,369	224,181	103,966	62,522	1,49,573	1,73,590	2,74,504	1,26,995	42,222
Essential "	16,320	17,817	10,606	9,025	11,429	1,03,340	1,05,282	1,26,117	69,295	62,634
Mineral "	16	663	102,393	36,335	1,423	74	1,769	19,284	77,433	2,508
Other sorts "	..	111	9,391	1,307	1	..	346	16,106	2,262	5
Total Oils "	148,541	179,962	347,071	150,483	75,375	2,52,937	2,86,367	4,36,011	2,75,985	1,37,369

No. 13—continued
JAPAN—continued
IMPORTS THEREFROM—continued

ARTICLES	QUANTITY					VALUE				
	1927-28	1928-29	1929-30	1930-31	1931-32	1927-28	1928-29	1929-30	1930-31	1931-32
PAINTS AND PAINTERS' MATERIALS—										
Paints and Colours—										
Enamels, prepared (a) Cwts.	34	207	361	—	—	1,856	9,529	16,412	—	—
Red lead—										
Genuine, dry	11,344	10,596	12,405	13,606	15,449	3,09,832	2,25,100	2,76,537	2,45,004	2,39,000
Reduced dry	..	62	..	12	40	..	1,408	..	204	..
White lead—										
Genuine dry	..	565	45	115	635	..	11,402	1,290	2,825	13,405
Zinc, white—										
Genuine, dry	18	265	180	378	528	613	7,542	3,642	8,135	9,665
" moist	60	128	235	5,948	6,265	2,327	3,738	6,437	1,24,291	1,20,080
Others	..	45	45	192	139	..	566	485	2,533	2,561
Total Zinc, White	78	438	410	6,413	6,932	2,940	11,891	10,614	1,35,009	1,32,311
Other sorts	991	2,588	916	1,347	1,737	25,442	23,251	26,132	25,221	27,662
Total Paints and Colours	12,447	14,456	14,137	21,993	24,923	3,40,120	2,82,579	3,33,035	4,06,263	4,03,099
Painters' Materials—										
Varnish—										
Enamels (b)	—	—	—	415	145	—	—	—	19,107	8,028
Other kinds of Painters' Materials	—	—	—	—	—	162	7,367	2,133	2,605	2,117
Total	—	—	—	—	—	162	7,367	2,133	21,802	10,145
Total Paints and Painters' materials	—	—	—	—	—	3,40,282	2,89,946	3,35,218	4,30,065	4,13,244
PAPER AND PASTEBOARD—										
Paper—										
Packing paper Cwts.	1,974	1,624	1,630	750	537	53,733	39,703	40,858	19,595	12,085
Printing paper	59	61	17	..	400	933	1,659	633	..	8,345
Writing paper and envelopes	46	10	270	647	4,382	5,098	1,936	7,134	14,809	1,16,411
Other kinds of paper	441	1,107	1,324	368	219	26,918	40,766	47,639	23,061	14,008
Paper manufactures	1,740	3,014	2,240	1,397	674	1,71,023	1,99,992	2,03,142	1,71,055	63,798
Pasteboard, Millboard and Cardboard of all kinds—										
Straw boards	85,830	80,278	129,368	155,440	129,121	4,76,306	4,47,568	7,29,074	8,71,299	7,54,034
Other kinds	139	351	333	700	617	2,612	18,499	12,337	8,237	7,233
Total Pasteboard, Millboard and Cardboard of all kinds	86,029	80,629	129,701	156,140	129,738	4,79,418	4,66,067	7,41,911	8,79,536	7,61,267
Total Paper and Pasteboard	90,233	86,475	135,732	159,302	135,950	7,37,173	7,50,063	10,41,417	11,03,056	9,78,209
Paper making materials—										
Fulp of wood	1,513	12,636	..
Paraffin wax	..	10	20	..	10	..	4,930	11,440	193	4,396
PERFUMERY (not being Perfumed Spirits) Value	—	—	—	—	—	22,935	5,991	2,466	4,149	196
PITCH AND TAR—										
Coal tar and pitch Cwts.	55,102	26,753	5,856	21,323	25,601	3,10,130	1,00,377	22,053	81,191	36,594
PRINTING AND LITHOGRAPHING MACHINERY AND MATERIALS (excluding PAPERS) Value										
	—	—	—	—	—	1,033	13,402	19,150	5,174	4,137
PROVISIONS AND OILMAN'S STORES (including FISH AND FRUITS AND VEGETABLES, CANNED OR BOTTLED)—										
Biscuits and cakes Cwts.	33	14	8	2	3	2,432	857	577	165	259
Canned and bottled provisions—										
Tinned or canned fish	1,438	84	1,172	101	30	50,990	4,553	33,945	9,532	4,335
Other kinds	357	391	364	339	236	23,631	21,319	31,503	27,309	19,722
Confectionery	1,374	1,342	1,671	337	631	99,492	81,357	93,123	43,543	39,131
Farinaceous and patent foods	1,536	7,696	1	23	42	14,001	72,419	29	234	393
Isinglass	949	135	573	401	244	2,03,792	20,336	1,32,375	92,242	59,046
Other sorts of provisions	50,630	33,957	35,930	29,993	23,333
Total Provisions and Oilman's stores	—	—	—	—	—	4,64,177	2,50,293	3,37,437	2,02,573	1,52,375

(a) Shown under "Varnish" from 1930-31.
(b) Prior to 1930-31 recorded under "Paints and Colours."

IMPORTS THEREFROM—continued

ARTICLES	QUANTITY					VALUE				
	1927-28	1928-29	1929-30	1930-31	1931-32	1927-28	1928-29	1929-30	1930-31	1931-32
RUBBER MANUFACTURES . Value	—	—	—	—	—	85,826	1,12,483	81,418	2,19,224	3,08,541
BRIDS Tons	3	3	58	42	..	2,087	1,091	18,420	9,028	326
SMOKER'S REQUISITES (excluding TOBACCO) . Value	—	—	—	—	—	41,025	52,266	67,501	15,831	19,020
SOAP Cwts.	85	591	831	1,065	1,473	5,571	22,097	23,836	28,755	35,247
SPICES—										
Betelnuts Cwts.	93	1,400
Cassia "	589	833	..	1	..	11,683	5,556	..	10	..
Ginger "	1,370	5,869	4,144	1,954	719	44,974	1,87,250	1,44,735	61,207	18,851
Other sorts "	1,121	280	839	888	715	33,406	8,889	26,009	10,008	13,719
Total Spices "	3,182	6,482	4,983	2,343	1,434	91,463	2,01,695	1,70,747	71,283	32,570
STARCH AND FARINA										
Starch	2,532	5,135	9	50	8	22,356	37,722	153	701	137
Sago Flour (a)	—	—	4,930	508	2,743	—	—	36,116	3,216	16,023
Total of Starch and Farina	2,532	5,135	4,939	558	2,751	22,356	37,722	36,269	3,917	16,760
STATIONERY (excluding PAPER) —										
Pencils (excluding slant pencils) Dozens	1,704,313	2,133,699	1,199,685	879,460	1,344,705	1,60,389	1,97,515	1,10,799	69,122	92,116
Other sorts Value	—	—	—	—	—	4,27,964	4,73,926	5,55,183	4,04,474	3,81,640
Total Stationery "	—	—	—	—	—	5,88,353	6,71,441	6,65,982	4,73,596	4,73,755
SUGAR—										
Sugar, 16 Dutch Standard and above (b) Tons	127	266	532	—	—	25,392	53,508	1,06,927	—	—
Sugar, 32 Dutch Standard and above "	—	—	—	1	141	—	—	—	358	20,555
Other kinds "	—	—	—	—	—	—	—	—	3	24
Total Sugar "	127	266	532	1	141	25,391	53,508	1,06,927	361	20,579

(a) Separately recorded from 1929-30.
(b) Shown under separate heads from 1930-31.

No. 13—continued

JAPAN—continued
IMPORTS THEREFROM—continued

ARTICLES	QUANTITY					VALUE				
	1927-28	1928-29	1929-30	1930-31	1931-32	1927-28	1928-29	1929-30	1930-31	1931-32
						₪	₪	₪	₪	₪
TEA—										
Black Lbs.	5,225	45,727	119,568	9,061	3,723	2,649	31,170	55,451	4,064	1,981
Green "	30,854	20,999	26,474	945	10,466	15,024	16,294	9,522	955	7,119
Total Tea "	36,079	66,726	146,042	10,006	14,189	17,673	47,464	64,973	5,019	9,100
TEA-CHESTS, ENTIRE OR IN SECTIONS—										
Of wood Value	—	—	—	—	—	27,000	67,596	68,978	76,434	1,08,038
TEXTILES—										
Cotton—										
Raw Tons	395	..	51	481	292	4,11,893	751	60,061	5,27,618	2,63,279
Twist and yarn Lbs.	16,974,830	7,631,645	10,870,160	6,894,903	6,206,197	2,23,59,643	1,23,71,692	1,68,77,065	83,56,336	82,62,377
Manufactures—										
Blankets	643,216	497,331	445,751	595,833	364,960	8,23,963	6,59,781	5,19,241	5,09,980	3,22,981
Canvas Yards	61,539	179,368	255,686	323,514	266,729	52,093	1,09,709	1,29,723	1,01,729	83,755
Handkerchiefs and shawls in the piece No.	680,484	1,144,480	1,235,096	733,832	264,772	40,487	87,990	73,652	35,080	30,050
Hosiery—										
Stockings and Dozen Pairs	381,240	524,990	412,106	307,040	302,768	3,39,286	9,92,218	8,42,689	5,96,041	3,84,382
Underwear Dozens	2,323,802	2,858,642	2,837,984	2,140,017	1,272,087	1,01,41,832	1,11,57,038	1,12,33,567	70,06,440	36,98,076
Other sorts Value	—	—	—	—	—	3,73,248	3,70,057	2,58,761	48,856	76,266
Total "	—	—	—	—	—	1,13,53,866	1,25,19,313	1,23,34,067	76,51,337	41,58,674
Lace and patent net Yds.	19,318	90,400	205,166	112,115	60,404	5,973	23,624	50,440	23,888	13,097
Piece goods—										
Grey (unbleached)—										
Plain Grey Yards	180,046,037	207,105,802	336,112,662	164,377,530	132,537,143	4,67,65,418	5,21,71,007	7,68,08,818	3,17,33,748	2,21,32,958
Bordered Grey "	33,327,474	34,640,468	57,533,627	53,441,570	52,623,756	78,80,521	80,27,909	1,23,17,129	80,95,417	67,67,259
White (bleached) "	5,598,521	5,461,307	13,890,453	23,105,352	59,820,081	14,95,736	15,35,937	33,24,777	50,90,769	93,43,638
Coloured, printed, or dyed—										
Printed goods	21,858,249	36,023,903	52,549,109	29,372,002	48,540,356	63,80,995	89,21,405	1,20,59,142	56,40,344	74,33,254
Dyed goods	20,857,067	23,303,133	27,010,896	23,452,694	28,661,562	77,29,905	60,99,538	64,14,401	45,31,291	50,66,722
Woven coloured goods	50,952,535	50,466,285	74,109,620	21,004,395	17,466,498	1,22,18,073	1,21,07,182	1,60,03,932	41,98,518	36,86,723
Fents of all descriptions	13,575	337,179	119,252	21,946	77,447	4,135	66,003	27,861	3,249	9,862
Total Piece goods	323,053,458	357,343,077	561,965,625	320,775,991	339,781,843	3,24,74,733	3,39,23,981	4,29,56,110	5,92,99,836	5,45,20,421
Rope Lbs.	17,212	1,462	11,375	3,501	7,490	23,265	1,922	14,774	7,551	5,094
Threads, sewing "	9,477	4,271	4,760	3,941	2,362	12,906	14,678	5,875	5,248	3,173
Other sorts of manufactures Value	—	—	—	—	—	9,36,816	7,90,931	3,89,999	5,94,358	4,81,039
Total Cotton manufactures (including Twist and Yarn)	—	—	—	—	—	11,80,38,794	11,55,13,621	15,74,17,327	7,65,85,962	6,79,00,661
Flax manufactures										
Haberdashery and Millinery—										
Lace and embroidery	—	—	—	—	—	1,60,742	1,34,270	45,933	32,279	17,051
Towels not in the piece No.	3,477,133	2,758,531	4,684,691	2,979,591	2,908,293	12,92,463	8,92,384	13,46,753	8,44,026	5,81,976
Other sorts Value	—	—	—	—	—	7,43,619	3,38,388	6,31,447	4,59,556	4,43,313
Hemp, Raw Cwts.	54	1,641	4,695	27,691	..
Manufactures (excluding cordage) Value	—	—	—	—	—	11,185	3,752	3,393	1,005	1,965
Jute manufactures—										
Gunny bags No.	100	..	165,123	1,076,609	80,700	25	..	18,024	1,31,165	9,383
Gunny Cloth Yards	..	1,775,191	..	252,900	36,320	..	13,600	..
Other sorts Value	—	—	—	—	—	27	11,997	3,824	6,362	573
Total of Jute manufactures	—	—	—	—	—	52	98,317	21,848	1,56,527	9,961

JAPAN—continued
IMPORTS THEREFROM—continued

ARTICLES	QUANTITY					VALUE				
	1927-28	1928-29	1929-30	1930-31	1931-32	1927-28	1928-29	1929-30	1930-31	1931-32
TEXTILES—continued										
Silk—										
Raw Lbs.	62,664	126,171	37,618	17,009	33,759	3,24,205	7,12,687	1,58,623	64,711	1,58,913
Waste	8,600	10,667	4,000	1,925	28,405	11,583
Silk yarn, bolls, and warps	226,469	325,188	474,925	237,885	115,997	9,94,522	11,86,554	13,87,921	9,24,923	8,08,482
Manufactures—										
Goods of silk mixed with other materials Yards	1,054,788	1,245,994	2,019,808	3,973,848	4,053,284	13,47,068	16,03,201	19,48,842	18,60,050	18,80,379
Piece goods	11,882,988	12,636,791	13,391,993	7,834,662	11,744,683	1,32,62,416	1,38,58,530	1,28,15,912	60,00,405	71,89,438
Thread for sewing . Lbs.	3,328	20	548	6,114	4,209	55,425	96	9,118	64,920	40,441
Other sorts	8,845	5,019	6,090	4,941	6,097	1,01,198	75,186	59,152	51,184	30,537
Total Silk manufactures (including Silk yarn, etc.) . Value	—	—	—	—	—	1,67,60,829	1,67,28,567	1,60,23,945	89,01,182	95,99,272
Wool—										
Yarn and knitting wool Lbs.	3,668	..	206	..	3,625(b)	5,815	..	376	..	9,803(b)
Manufactures—										
Blankets	12,907	5	10	234	35	17,519	5	18	591	95
Carpets and rugs	26,357	634	557	8	365	77,005	1,011	899	15	1,356
Hosiery	4,015	5,727	8,151	12,620	17,307	18,217	21,079	28,306	23,143	56,130
Piece goods Yards	1,414,022	325,538	711,535	567,975	121,390	10,32,276	2,51,755	4,79,714	2,92,101	72,718
Shawls No.	240	10,980	120	..	2,476	274	13,850	182	..	7,723
Other sorts Value	—	—	—	—	—	136	820	4,920	3,233	9,727
Total Woollen manufactures (including yarn and knitting wool)	—	—	—	—	—	12,01,242	2,38,020	5,14,039	3,19,083	1,52,112
Artificial silk—										
Artificial silk yarn . Lbs.	..	200	180	19,420	436,045	..	418	442	19,618	4,89,725
Piece goods made entirely of artificial silk (a) Yards	—	—	—	22,558,785	78,309,262	—	—	—	80,28,913	2,05,00,761
Piece goods made of cotton and artificial silk (a)	—	—	—	854,209	1,219,647	—	—	—	2,69,945	3,53,817
Piece goods of cotton and artificial silk	1,184,010	3,778,765	25,038,036	88,207,248	74,568,909	10,26,123	30,53,110	1,40,00,865	1,50,85,850	2,08,60,078
Other sorts Value	—	—	—	—	—	3,19,738	3,32,114	5,45,416	3,55,449	3,26,547
Other Textiles, manufactures	5,177	688	500	794	9,735	4	6,228	162	11,198	10,474
TOBACCO Lbs.	—	—	—	—	—	19,355	1,541	200	3,258	2,334
TOILET REQUISITES (NOT SPECIFIED ELSEWHERE) Value	—	—	—	—	—	4,02,346	4,40,510	5,94,116	3,32,552	3,89,176
TOYS AND REQUISITES FOR GAMES AND SPORTS including FISHING TACKLE—										
Toys	—	—	—	—	—	13,32,339	16,21,226	18,64,534	12,78,929	9,38,580
Requisites for games, etc.—										
Playing cards	—	—	—	—	—	6,639	1,918	5,832	20,025	28,219
Other sorts	—	—	—	—	—	15,906	24,424	13,903	11,270	3,642
Total Toys	—	—	—	—	—	13,54,884	16,47,568	18,84,319	13,10,224	9,65,691
UMBRELLAS AND UMBRELLA FITTINGS—										
Umbrellas, complete including parasols and sunshades No.	66,801	8,747	14,079	4,828	14,302	38,150	17,521	22,919	9,710	11,865
Umbrella fittings Value	—	—	—	—	—	15,88,935	10,97,916	13,14,504	8,69,152	9,75,851
Total Umbrellas and Umbrella fittings	—	—	—	—	—	16,27,085	11,15,436	10,37,423	8,68,871	9,87,716
VEHICLES, excluding LOCOMOTIVES, ETC., FOR RAILWAYS—										
Carriages and carts not mechanically propelled and parts thereof (excluding railway carriages, trucks, etc.)—										
Carriages and carts not mechanically propelled (excluding railway carriages, trucks, etc.) No.	2,155	3,118	2,017	2,344	2,011	3,27,819	4,83,495	2,79,566	2,07,029	2,43,514
Parts of carriages and carts (excluding rubber tyres) Value	—	—	—	—	—	57,190	44,340	31,535	32,366	29,964
Perambulators and children's go-carts and parts thereof	—	—	—	—	—	187	377	132	203	1,034
Total Carriages, etc.	—	—	—	—	—	3,85,196	4,78,212	3,11,238	3,29,658	2,74,512
Cycles (other than motor cycles) and parts thereof and accessories	—	—	—	—	—	94,821	2,74,866	6,28,857	11,08,782	11,74,748
Mechanically propelled Vehicles (excluding Railway Locomotives and tractors)	—	—	—	—	—	1,04,019	1,17,855	30,361	69,881	25,378
Ships, parts of	—	—	—	—	—	5,500	..	5,800
Total Vehicles, etc.	—	—	—	—	—	5,89,586	8,70,723	9,76,261	15,28,321	14,74,638

(a) Separately recorded from September 1930.
(b) Knitting wool only.

No. 13—continued

JAPAN—continued

IMPORTS THEREFROM—concluded

ARTICLES	QUANTITY					VALUE				
	1927-28	1928-29	1929-30	1930-31	1931-32	1927-28	1928-29	1929-30	1930-31	1931-32
WAX OF ALL KINDS, other than PARAFFIN WAX (excluding CANDLES) Cwts.	1,908	1,604	1,462	1,691	1,368	R 1,02,218	R 84,318	R 76,090	R 75,174	R 56,225
WOOD AND TIMBER—										
Deal and pine wood Cub. Tons	138	132	202	128	..	14,543	9,001	13,031	11,719	..
Teak wood	..	350	57,054
Other kinds of wood and timber Value	11,26,015	7,41,983	20,59,645	23,94,427	6,17,703
Manufactures of wood other than furniture and cabinetware	3,75,334	7,53,655	9,57,032	6,33,311	3,27,441
Total Wood and Timber	15,16,792	15,61,698	30,40,668	30,39,957	9,45,234
PORTAL ARTICLES NOT SPECIFIED	9,64,692	7,21,877	6,08,250	4,84,268	5,26,413
ALL OTHER ARTICLES OF MERCHANDISE	10,32,088	14,69,142	17,02,106	4,43,917	4,31,011
GRAND TOTAL	17,90,19,207	17,67,67,462	23,58,55,259	14,51,19,978	13,33,96,671

EXPORTS THERETO

INDIAN MERCHANDISE

ARTICLES	QUANTITY					VALUE				
	1927-28	1928-29	1929-30	1930-31	1931-32	1927-28	1928-29	1929-30	1930-31	1931-32
ANIMALS, LIVING No.	3,911	16,469	4,750	..	2,012	R 9,621	R 29,010	R 525	R ..	R 688
APPAREL (including DRESSERY, UNIFORMS, ACCOUTREMENTS, BUT excluding HOSIERY AND BOOTS AND SHOES) Value	1,000	1,036	1,158	725	..
ART WORK OF, other than pictures	15,258	46	..
Bones for manufacturing purposes Ton	258	453	100	24,624	30,550	6,250
Buildings and Engineering materials Value	1,800	2,316	..	7,438	..
CHEMICALS AND CHEMICAL PREPARATIONS (excluding CHEMICAL MANURES AND MEDICINES) Value	1,53,625	2,78,542	1,29,842	7,750	1,88,573
COAL AND COKE Tons	1,887	30	5,822	..	4,688	13,870	202	45,230	..	38,778
COIR, MANUFACTURED (excluding ROPS)	431	521	350	241	331	1,35,324	1,64,429	1,65,353	62,194	79,314
DRUGS AND MEDICINES (excluding CHEMICALS AND NARCOTICS) Value	11,277	25,422	31,252	14,020	16,507
DYEING AND TANNING SUBSTANCES—										
Cutch and gambler Cwts.	900	862	500	1,072	1,516	15,798	16,513	10,921	20,950	19,538
Indigo	61	64	61	23	10	12,804	14,198	12,366	5,200	2,368
Myrobalans	24,731	16,640	25,045	27,660	29,366	1,37,937	94,343	1,31,330	1,43,833	1,13,760
Other sorts	2,412	1,478	1,047	799	910	1,27,175	20,479	8,794	9,095	23,101
Total Dyeing and Tanning substances	28,104	19,044	26,713	29,553	32,302	1,33,714	1,45,588	1,38,411	1,79,138	1,57,767
FIBRE FOR BRUSHES AND BROOMS Tons	985	1,133	1,342	1,432	1,187	4,49,363	5,03,226	5,30,337	6,26,636	4,41,936
FODDER, BRAN AND FOLLARDS	152	3	6,107	455
FRUITS AND VEGETABLES Value	3,745	5,016	14,133	1,879	113
GRAIN, PULSE AND FLOUR—										
Pulse Tons	30,049	26,146	22,098	14,507	23,529	26,43,988	32,10,737	26,68,273	10,46,547	11,73,010
Rice not in the husk	150,265	7,694	8,709	958	405	2,25,02,250	10,06,662	4,69,242	1,19,421	36,171
Other sorts	4	12	6	744	1,514	337	395	1,294
Total Grain, Pulse and Flour	180,318	33,852	30,807	15,465	23,940	2,52,05,982	42,18,913	31,22,902	11,66,363	12,10,476

INDIAN MERCHANDISE—continued

ARTICLES	QUANTITY					VALUE				
	1927-28	1928-29	1929-30	1930-31	1931-32	1927-28	1928-29	1929-30	1930-31	1931-32
						R	R	R	R	R
HIDES AND SKINS, RAW—										
Hides, raw—										
Cow hides	{ Tons 14	13	9	7	59	14,657	13,214	4,411	4,513	42,669
	{ =No. =2,800	=2,984	=1,277	=2,194	=18,244					
Skins, raw	{ Tons ..	1	12	23,060	19,138	200	100	25,018
	{ =No. =9,697	=6,161	=100	=20	=20,024					
Cuttings of Hides and skins (raw)	Tons 332	271	162	..	5	31,658	28,863	16,860	..	305
Horns, tips and pieces of horn	Owts.	167	601	300	8,600	11,784	4,550
KAPOK	Owts. ..	30	600	27	27	..	1,580	2,187	1,000	1,200
LAC—										
Button	..	52	38	41	46	..	8,280	4,718	2,483	2,149
Shell	17,219	25,990	27,523	27,912	33,932	25,37,441	33,74,328	32,84,966	17,97,915	15,47,018
Other kinds	3	6	4	30	..	312	720	540	1,720	..
Total Lac	17,222	26,048	27,560	27,983	33,978	25,37,753	33,83,328	32,90,224	18,02,118	15,49,167
LEATHER—										
Skins, tanned or dressed—										
Goat skins	{ Tons 1	15	4	1	..	4,800	86,880	17,500	6,050	2,000
	{ =No. =4,000	=49,600	=12,400	=4,000	=1,600					
Sheep skins	{ Tons 532	693	613	504	505	23,81,238	35,85,452	31,72,036	29,09,152	25,66,932
	{ =No. =1,902,725	=2,405,124	=2,234,007	=2,010,040	=1,582,094					
Other skins	{ Tons	3,000
	{ =No. ..	=100					
Total Skins, tanned or dressed	{ Tons 533	708	617	505	505	23,86,068	36,75,332	31,90,186	29,15,202	25,68,932
	{ =No. =1,906,725	=2,454,824	=2,246,407	=2,014,040	=1,584,294					
Unwrought	Owts. ..	4	9	..	1	..	671	3,128	..	20
Liquors—										
Spirits	Gals. 332	2,161
MANURES—										
Bone meal	Tons 6,937	10,178	3,459	3,989	8,038	6,42,379	10,03,838	2,70,630	3,37,094	4,42,856
Hornmeal	1,559	3,125	2,358	1,535	2,535	2,58,833	4,69,076	3,45,069	1,81,493	1,97,291
Sulphate of Ammonia	1,000	74	1,70,000	5,960
Other kinds	1,735	4,402	50	1	50	95,402	3,68,929	5,500	200	2,550
Total Manures	11,231	17,705	5,867	5,525	10,697	11,61,704	18,41,842	6,27,219	5,18,787	6,48,157

No. 13—continued

JAPAN—continued

EXPORTS THERE TO—continued

INDIAN MERCHANDISE—continued

ARTICLES	QUANTITY					VALUE				
	1927-28	1928-29	1929-30	1930-31	1931-32	1927-28	1928-29	1929-30	1930-31	1931-32
METALS AND ORES—						R	R	R	R	R
Chromite (Chrome Iron Ore) Tons	33	1,239	2
Iron or Steel—										
Pig	270,956	353,581	349,512	160,584	188,106	1,23,54,921	1,68,20,011	1,58,63,071	64,11,426	65,75,931
Old, for re-manufacture	47,205	70,310	69,568	60,374	85,616	14,69,436	18,91,195	21,37,206	15,41,284	17,87,045
Other Sorts	231	407	78	231	3,912	9,126	8,637	1,555	6,422	1,67,157
Total Iron or Steel	318,392	424,298	419,158	211,189	277,634	1,38,53,483	1,87,19,843	1,80,01,832	79,59,132	85,30,123
Lead—										
Pig Cwts.	82,099	71,877	104,256	180,963	285,850	15,14,963	10,85,045	17,38,238	18,78,710	38,09,366
Manganese ore Tons	3,282	..	15,290	5,799	6,129	59,451	..	3,70,305	1,89,018	1,28,567
Other metals	..	4	..	3	..	700	2,411	..	986	..
Other ores	332	111	287	1,421	1,390	6,662	2,340	6,748	24,638	21,584
Total Metals and Ores	326,144	427,997	439,948	224,960	299,476	1,54,36,498	1,98,09,041	2,01,17,245	99,07,514	1,35,44,040
MICA—										
Mica in blocks Cwts.	497	539	576	720	895	1,69,878	1,83,078	1,35,639	1,64,958	1,37,784
" " splittings	2,540	5,151	2,598	2,440	3,158	1,28,048	1,57,666	1,45,607	61,967	67,939
Oils—										
Essential—										
Lemon grass oil Gals.	2,267	2,414	4,318	786	2,726	38,454	38,046	61,846	9,553	21,355
Sandalwood oil	4,719	5,849	1,937	2,048	4,236	6,78,196	8,02,990	2,82,645	3,02,440	5,46,251
Other sorts	8	28	..	75	937	..
Total Essential oil	6,994	8,263	6,255	2,867	6,961	7,11,725	8,41,036	3,44,491	3,12,980	5,68,106
Other kinds	66	42	36,981	88	129	285	141	81,615	392	282
Total Oils	7,060	8,305	43,236	2,945	7,090	7,12,010	8,41,177	4,26,106	3,13,322	5,68,388
OILCAKES—										
Cotton cake Tons	920	300	85,520	16,500
Groundnut cake	1,514	1,34,968	..	2	2	..
Rape and sesamum cake	31,313	36,695	15,665	14,713	37,995	28,66,562	34,54,921	14,06,447	10,84,026	23,48,593
Other sorts	582	601	51	50	..	48,853	63,412	4,480	2,780	..
Total Oilcakes	34,359	37,296	15,716	14,763	38,295	31,35,908	35,18,233	14,10,929	10,86,758	23,60,393
PARAFFIN WAX Tons	2,660	1,125	1,700	5,505	1,040	12,10,234	5,11,875	7,78,500	27,34,819	4,40,300
PROVISIONS AND OILMAN'S STORES—										
Ghi Cwts.	113	71	76	64	62	10,724	6,833	7,194	5,779	5,046
Pickles, chutnies, and condiments	165	208	115	238	263	8,237	10,957	4,262	8,978	11,717
Other sorts of provisions Value	—	—	—	—	—	3,309	5,615	2,702	1,940	2,940
Total Provisions and Oilman's Stores	—	—	—	—	—	22,270	23,405	14,158	16,697	20,312

INDIAN MERCHANDISE—continued

ARTICLES	QUANTITY					VALUE				
	1927-28	1928-29	1929-30	1930-31	1931-32	1927-28	1928-29	1929-30	1930-31	1931-32
						₹	₹	₹	₹	₹
RUBBER, RAW Lbs.	..	200,008	188,860	551,004	122,200	..	98,814	79,129	1,00,761	14,0
SEEDS—										
Non-essential—										
Castor Tons	710	200	40	1	8,987	1,51,448	40,560	7,482	200	5,48,21
Linseed "	7,789	19,683	10,240	2,854	6,259	15,80,507	41,82,812	22,09,185	6,93,282	7,46,00
Mustard "	..	68	16,897	4
Rape "	700	100	100	1,61,186	22,525	14,11
Sesamum til or jinjli "	..	2	117	..	500	20,52
Other sorts "	1	5	11	10	7	388	2,611	4,127	4,976	2,71
Total Seeds "	9,200	20,058	10,291	2,865	10,470	18,98,419	42,16,405	22,80,748	6,03,460	18,26,54
TEA, BLACK Lbs.	1,705	3,788	13,581	16,492	11,875	1,502	3,108	11,229	14,657	9,85
TEXTILES—										
Cotton—										
Raw Tons	220,495	287,508	292,781	301,018	192,818	21,98,58,858	29,02,62,440	27,29,64,423	20,99,31,109	11,04,66,41
Hemp—										
Raw Cwts.	..	350	..	14	7,700	..	280	..
Jute—										
Raw Tons	11,747	12,033	16,007	6,140	9,919	34,75,140	36,72,768	44,16,676	11,67,607	17,46,78
Manufactures—										
Gunny bags No.	18,694,200	8,752,900	15,742,043	5,865,000	4,629,000	95,20,894	43,65,304	64,27,638	17,13,962	12,49,58
cloth Yards	789,000	357,000	190,000	135,000	105,000	1,49,591	86,380	31,200	19,400	10,38
Other kinds Value	—	—	—	—	—	1,24,629	78,848	55,745	16,913	23,06
Total Jute manufactures (including twist and yarn) "	—	—	—	—	—	97,94,614	46,80,032	65,14,583	17,50,275	12,97,984
Wool—										
Raw Lbs.	507	10,080	..	672	336	138	9,200	..	500	100
Manufactures—										
Carpets and rugs "	..	6,400	43,986
COBACON—										
Unmanufactured "	2,715,279	3,297,905	3,176,298	3,840,958	3,690,518	9,94,676	13,33,860	12,54,945	14,04,260	10,96,782
VEHICLES (excluding LOCOMOTIVE, ETC., FOR RAILWAYS)—										
Parts of carriages and carts Value	—	—	—	—	—	..	12,000
WAX OF ALL KINDS, other than PARAFFIN WAX (excluding CANDLES) Cwts.	1,500	..	9,231	14,189	3,000	34,125	..	1,96,158	3,23,540	62,997

No. 13—continued

JAPAN—continued

EXPORTS THERETO—continued

INDIAN MERCHANDISE—concluded

ARTICLES	QUANTITY					VALUE				
	1927-28	1928-29	1929-30	1930-31	1931-32	1927-28	1928-29	1929-30	1930-31	1931-32
WOOD AND TIMBER—						R	R	R	R	R
Timber, other than railway sleepers—										
Teak wood . . . Cubic Tons	21	911	178	30	15	5,521	2,41,112	52,400	9,000	4,500
Sandal wood . . . Tons	4	28	9	..	34	7,140	49,697	18,010	..	63,378
POSTAL ARTICLES . . . Value	—	—	—	—	—	72,875	50,777	71,923	45,391	23,149
ALL OTHER ARTICLES OF MERCHANDISE . . .	—	—	—	—	—	2,97,015	3,31,862	4,04,171	2,93,142	2,30,527
GRAND TOTAL . . .	—	—	—	—	—	29,00,66,282	34,42,56,945	22,26,71,840	23,73,48,660	13,04,23,225

FOREIGN MERCHANDISE

ARTICLES	QUANTITY					VALUE				
	1927-28	1928-29	1929-30	1930-31	1931-32	1927-28	1928-29	1929-30	1930-31	1931-32
APPAREL (including DRAPERY, UNIFORMS AND ACCOUTREMENTS, BUT excluding HOSIERY AND BOOTS AND SHOES) Value	—	—	—	—	—	7,330	13,239	8,510	2,279	1,012
COAL AND COKE . . . Tons	850	300	4,610	2,399	..	7,350	5,850	94,155	55,031	..
DRUGS AND MEDICINES (excluding CHEMICALS AND NARCOTICS) . . . Value	—	—	—	—	—	4,487	962	1,722	8,925	2,590
DYEING AND TANNING SUBSTANCES . . . Value	—	—	—	—	—	8,940	500
FRUITS AND VEGETABLES . . .	—	—	—	—	—	1,555	22,212	2,356	852	80
GLASS AND GLASSWARE . . .	—	—	—	—	—	3,112	2,340	1,875	7,846	4,015
GUMS AND RESINS—										
Arabic . . . Cwts.	218	115	297	20,920	8,035	14,206
Other sorts . . .	4,812	2,796	1,162	1,846	1,284	3,99,982	2,09,781	77,657	1,10,872	51,854
Total Gums and Resins . . .	5,030	2,911	1,459	1,846	1,284	4,20,552	2,17,816	91,863	1,10,872	51,854
HARDWARE (excluding CUTLERY AND ELECTRO-PLATED WARE) . . . Value	—	—	—	—	—	7,396	9,552	2,352	1,638	15,045
INSTRUMENTS, APPARATUS, AND APPLIANCES AND PARTS THEREOF . . . Value	—	—	—	—	—	4,925	957	5,839	3,627	4,000
IVORY UNMANUFACTURED . . . Lbs.	22,249	4,378	6,341	2,872	392	1,46,316	26,450	38,570	17,165	2,000
LEATHER—										
Skins, tanned or dressed { Tons	1	13,556
{ No.	2,307
LIQUORS—										
Spirit . . . Gals.	3,968	2	2	2,620	116	52
MACHINERY AND MILL-WORK . . . Value	—	—	—	—	—	34,776	10,028	10,931	84,960	8,620

No. 13—continued
 JAPAN—concluded
 EXPORTS THERE TO—concluded

FOREIGN MERCHANDISE—continued

ARTICLES	QUANTITY					VALUE				
	1927-28	1928-29	1929-30	1930-31	1931-32	1927-28	1928-29	1929-30	1930-31	1931-32
						R	R	R	R	R
Metals and Ores—										
Iron or Steel . . . Tons	19,618	36,369	42,148	23,212	44,697	7,07,115	11,45,987	14,65,037	9,93,896	6,80,311
Others . . . "	1	..	18	..	15	2,211	270	5,928	..	11,905
Total Metals and Ores . . . "	19,614	36,369	42,166	23,212	44,712	7,09,326	11,46,167	14,70,965	9,93,896	6,92,217
OILS Gals.										
PROVISIONS AND OILMAN'S STORES (excluding FISH AND FRUITS AND VEGETABLES) . . . Cwts.	53	11	37	15	101	2,681	563	2,970	350	5,036
RUBBER MANUFACTURES . Value										
TEA, GREEN . . . Lbs.	34	49,550	23	8,502	..
TEXTILES—										
Cotton—										
Raw . . . Tons	220	176	813	18	..	4,61,300	3,15,360	10,92,716	15,260	56
Piece goods—										
Grey (unbleached) Yards	120	40	11,902	4,110	..	36	15	6,942	1,064	..
White (bleached) . . "	250	205	50	93
Coloured, printed, or dyed . . "	81	27,495	8,430	111	9,962	2,725
Total Piece goods . . . "	451	27,740	20,332	4,110	..	197	10,070	9,667	1,064	..
Other sorts of manufactures . Value										
Total cotton manufactures (including twist and yarn) . . . "	242	10,120	10,787	1,865	..
Silk—										
Manufactures . . . "	3,300	..	5,435	..
Wool—										
Raw . . . Lbs.	672	13,776	800	9,000
Woolen manufactures Value										
11,000	11,040	2,420	4,399	..						
TOYS AND REQUISITES FOR GAMES AND SPORTS (including fishing tackle other than fire arms) . . . "										
78	1,575	..	2,525	43,21						
VEHICLES (excluding LOCOMOTIVES, ETC., FOR RAILWAYS) . . . "										
2,390	670	3,059	5,877	6,150						
POSTAL ARTICLES . . . "										
10,404	3,939	3,223	2,776	6,011						
ALL OTHER ARTICLES OF MERCHANDISE . . . "										
17,612	32,923	..	16,807	16,172						
GRAND TOTAL . . . "										
18,74,653	18,86,411	23,93,855	13,61,655	8,65,114						
GRAND TOTAL OF INDIAN AND FOREIGN MERCHANDISE . . . "										
29,19,40,935	34,61,43,856	32,55,05,095	23,87,10,315	14,02,93,333						

No. 13—continued

EGYPT

IMPORTS THEREFROM

ARTICLES	QUANTITY					VALUE				
	1927-28	1928-29	1929-30	1930-31	1931-32	1927-28	1928-29	1929-30	1930-31	1931-32
ANIMALS, LIVING—						R	R	R	R	R
Horses No.	..	36	45	36	3	..	14,200	22,500	18,000	3,000
Other kinds "	..	3	182	10	4	..	350	1,050	2,750	470
Total Animals, living "	..	39	227	46	7	..	14,550	23,550	20,750	3,470
BOOKS, PRINTED, AND PRINTED MATTER (not being STATIONERY), including MAPS AND CHARTS Cwts.	668	204	220	253	145	32,483	29,773	23,377	23,049	16,973
BUILDING AND ENGINEERING MATERIALS—										
Asphalt Tons	2,010	8,180	9,708	11,601	12,968	1,78,175	7,23,244	8,62,878	8,98,946	8,09,354
CHEMICALS AND CHEMICAL PREPARATIONS Value	—	—	—	—	—	13	1,425	2,511	3,891	15,584
DRUGS AND MEDICINES, (excluding CHEMICALS AND NARCOTICS) "	—	—	—	—	—	12,061	26,659	14,212	13,845	10,492
DYING AND TANNING SUBSTANCES "	—	—	—	—	—	..	98	12,200
FRUITS AND VEGETABLES—										
Fresh Fruits and Vegetables "	—	—	—	—	—	1,235	5,836	54,013	80,814	68,322
Fruits and vegetables : dried, salted, or preserved—										
Almonds Tons	195	211	66	1,15,070	1,28,814	..	17	32,792
Other sorts "	23	326	12	10	162	6,407	33,944	5,708	3,441	44,517
Total fruits and vegetables : dried, salted, or preserved "	218	537	12	10	228	1,21,477	1,62,758	5,708	3,458	77,309
Total Fruits and Vegetables Value	—	—	—	—	—	1,22,712	1,68,594	60,721	83,772	1,45,631
FURNITURE AND CABINETRY "	—	—	—	—	—	24,299	312	871	370	524
GRAIN, PULSE AND FLOUR—										
Gram Tons	50	10,000
Other sorts "	1	..	9	24	..	377	30	1,620	2,500	..
Total "	1	..	59	24	..	377	30	11,620	2,500	..
GUMS AND RESINS—										
Arabic Cwts.	848	1,629	306	771	940	24,054	44,332	11,474	25,434	23,132
Other sorts "	50	94	..	194	15	7,668	5,667	..	5,065	1,764
Total Gums and Resins "	898	1,723	306	965	955	31,722	50,049	11,474	30,549	20,046
HIDES AND SKINS, RAW—										
Hides, raw { Tons	2	2	..	12	..	5,845	3,102	..	13,325	..
{ =No.	=3,657	=1,054	..	=22,050	..					
Skins " { Tons	11	61	5	15	10	11,313	70,482	12,142	6,958	2,952
{ =No.	=21,558	=137,437	=25,710	=32,463	=9,840					
JEWELLERY (excluding IMITATION JEWELLERY, AND PRECIOUS STONES AND PEARL SUBSET), ALSO PLATE OF GOLD AND SILVER—										
Jewellery Value	—	—	—	—	—	11,200	268	1,121	468	685
Plate of gold and silver "	—	—	—	—	—	5,946	1,693	19,722	..	1,315
Total Jewellery "	—	—	—	—	—	17,146	1,961	20,843	468	2,000

ARTICLES	QUANTITY					VALUE				
	1927-28	1928-29	1929-30	1930-31	1931-32	1927-28	1928-29	1929-30	1930-31	1931-32
						R	R	R	R	R
MACHINERY AND MILLWORK Value	—	—	—	—	—	1,779	1,725	10,332	1,510	6,374
Fertilizers Tons.	475	156	189	35,794	10,540	11,769
OILS—										
Mineral—										
Fuel oils Gals.	152,033	67,801	51,519	22,748
Paints and Painters materials—										
Paints and Colours Cwts.	5,567	1	23,376	..	40	12	109
Precious stones and pearls, uncut Value	—	—	—	—	—	2,683	..	401	40,000	..
Printing and Lithographing machinery and materials "	—	—	—	—	—	16,115	14,675	2,768	500	303
Provisions and Oilman's stores "	—	—	—	—	—	1,188	3,933	6,579	15,233	6,919
SALT Tons	123,212	114,137	104,379	134,631	15,305	34,73,650	26,75,247	20,54,375	21,93,051	2,23,000
SMOKERS' REQUISITES (excluding TOBACCO) Value	—	—	—	—	—	4,851	11,248	..	5,970	379
TEXTILES—										
Cotton—										
Raw "	559	294	511	21,343	14,856	8,35,833	6,94,956	7,99,766	2,16,71,931	1,31,02,293
Jute—										
Manufactures—										
Gunny bags No.	1,300	69	750	..	100,250	734	55	551	..	10,130
Wool—										
Manufactures Value	—	—	—	—	—	962	959	12,433	715	2,317
TOBACCO—										
Unmanufactured Lbs.	32,730	1,608	3,718	3,344	3,078	42,993	2,768	17,451	12,756	5,137
Manufactured—										
Cigarettes* { Lbs. } { =No. }	3,433	5,167	5,995	4,212 =1,992,935	9,446 =3,807,277	80,436	54,211	60,521	44,093	62,549
Other sorts Lbs.	14,417	14,110	37	..
Total Tobacco "	55,038	6,775	14,413	12,561	12,524	1,37,539	56,979	78,702	56,891	67,736
TOYS AND REQUISITES FOR GAMES AND SPORTS Value	—	—	—	—	—	49,707	121	195	56	26
VEHICLES, excluding LOCOMOTIVES, ETC., FOR RAILWAYS—										
Mechanically propelled vehicles (excluding railway locomotives and tractors) "	—	—	—	—	—	1,791	34,021	41,544	43,830	33,435
POSTAL ARTICLES NOT SPECIFIED "	—	—	—	—	—	2,33,962	2,33,258	2,61,169	1,19,311	61,311
ALL OTHER ARTICLES OF MERCHANDISE "	—	—	—	—	—	53,117	55,711	56,334	75,223	35,722
GRAND TOTAL "	—	—	—	—	—	62,86,433	48,73,653	44,13,937	2,53,85,415	1,47,02,267

EXPORTS THERETO

INDIAN MERCHANDISE

ARTICLES	QUANTITY					VALUE				
	1927-28	1928-29	1929-30	1930-31	1931-32	1927-28	1928-29	1929-30	1930-31	1931-32
						R	R	R	R	R
APPAREL (including DRAPERY, UNIFORMS, ACCOUTREMENTS BUT excluding HOSIERY AND BOOTS AND SHOES) Value	—	—	—	—	—	22,132	25,642	22,405	28,110	31,900
ART, WORKS OF "	—	—	—	—	—	555	5,592	674
BOOKS, PRINTED, AND PRINTED MATTER (not being STATIONERY), including MAPS AND CHARTS Cwts.	2	19	21	44	28	140	6,216	2,597	5,273	4,741
BOOTS AND SHOES Pairs	6,221	30,998	3,212	134	..	46,902	2,33,037	18,140	400	..
BOXES FOR MANUFACTURING PURPOSES Tons	1,275	1,53,253
CANES AND RAFFIAS Cwts.	..	28	62	163	26	..	1,867	1,615	4,630	750
COILS, MANUFACTURED (excluding ROPE) Tons	14	2	..	52	..	5,630	1,025	..	21,102	320
DRUGS AND MEDICINES (excluding CHEMICALS AND NARCOTICS) Value	—	—	—	—	—	32,424	37,869	19,155	34,132	18,995

* Quantity in number recorded from 1930-31.

No. 13—continued
EGYPT—continued
EXPORTS THERE TO—continued

INDIAN MERCHANDISE—continued

ARTICLES	QUANTITY					VALUE				
	1927-28	1928-29	1929-30	1930-31	1931-32	1927-28	1928-29	1929-30	1930-31	1931-32
						R	R	R	R	R
DYEING AND TANNING SUBSTANCES—										
Indigo Cwts.	172	69	107	34	8	39,995	15,457	27,455	7,967	1,630
Myrobalans "	1,227	106	1,219	185	1,038	9,348	1,216	9,335	1,841	7,398
Turmeric "	49	1,097	740	1,064	399	610	22,539	14,440	19,651	6,530
Other sorts "	1,026	1,432	1,389	1,890	836	43,750	54,210	35,879	34,855	19,120
Total Dyeing and Tanning substances "	2,474	2,754	3,905	3,123	2,281	93,703	93,472	87,009	64,214	34,678
HODDER, BRAN, AND POLLARDS (excluding oil cake) . Tons										
	..	79	195	505	1	..	8,160	10,000	46,514	34
FRUITS AND VEGETABLES—										
Fruits and vegetables: dried, salted, or preserved, all sorts "	996	964	856	901	466	1,67,638	1,79,233	1,73,323	1,51,277	65,040
GRAIN, PULSE, AND FLOUR—										
Barley "	20	8,200
Jowar and Bajra "	195	..	44	22,844	..	6,600	16	..
Pulse—										
Beans "	..	22	47	154	5,235	12,580
Gram "	6,069	4,571	4,202	4,343	3,109	9,49,416	7,95,792	8,08,987	5,93,474	2,73,025
Lentils "	65	24	2	10	5	14,902	7,223	446	1,722	689
Pulse, other sorts "	581	292	269	196	265	96,118	67,142	52,257	25,892	36,581
Total Pulse "	6,705	4,909	4,520	4,549	3,379	10,60,590	8,75,892	8,74,220	6,31,038	3,00,295
Rice, not in the husk "	24,336	40,301	44,819	21,921	86,272	33,75,716	55,08,079	58,34,437	21,78,672	57,63,463
Wheat "	192	9,205	..	3,315	201	23,725	14,33,700	..	3,47,562	13,392
" flour "	11,191	11,737	6,330	6,173	822	23,02,433	24,68,039	14,22,424	10,05,811	92,534
Other sorts "	..	2	110	10	180	86	20	4,420
Total Grain, Pulse, and Flour "	43,139	66,204	56,213	36,453	90,734	72,08,519	1,02,80,390	81,37,767	41,53,169	61,70,104
HIDES AND SKINS, RAW—										
Hides, raw Tons	681	610	363	355	225	4,26,771	4,70,406	2,56,635	2,09,232	1,08,037
" No.	54,905	52,881	30,887	31,247	23,417					
Skins, raw Tons	1	11	..	7	..	763	2,190	2,133	62,500	..
" No.	397	2,744	364	25,000	..					
LAC—										
Shell Cwts.	826	671	907	1,090	762	1,24,921	91,790	1,13,790	83,076	40,822
METALS AND ORES—										
Brass, Bronze and similar alloys, wrought "	49	63	61	25	14	9,376	12,325	12,373	3,355	1,760
Iron, pig Tons	829	1,276	449	331	621	37,349	57,372	20,202	32,329	21,769
Other sorts of metals "	..	2	8	190	444	300	..	2,337
Total Metals and Ores "	822	1,280	452	332	630	46,915	70,641	33,375	35,194	25,910
OILS—										
Essential Gals.	579	306	409	236	135	22,000	18,425	18,625	6,750	3,775
Vegetable, essential "	113	420	414	2,056	313	323	930	2,535	4,173	332
Total Oils "	692	726	823	2,342	448	22,323	19,355	21,520	10,923	4,107

No. 13—continued
EGYPT—continued
EXPORTS THERETO—continued

INDIAN MERCHANDISE—continued

ARTICLES	QUANTITY					VALUE				
	1927-28	1928-29	1929-30	1930-31	1931-32	1927-28	1928-29	1929-30	1930-31	1931-32
PARAFFIN WAX . . . Tons	180	170	90	15	15	81,900	77,850	45,850	8,825	7,000
PERFUMERY (not being perfumed spirits) . Value	—	—	—	—	—	17,969	8,577	1,132	1,937	3,125
PROVISIONS AND OILMAN'S STORES (including FISH, AND FRUITS AND VEGETABLES, CANNED OR BOTTLED)—										
Ghl . . . Cwts.	70	21	26	140	50	7,020	2,480	2,940	11,495	7,430
Other sorts of provisions Value	—	—	—	—	—	11,748	24,617	26,973	7,022	9,988
Total Provisions and Oilman's stores (including fish, and fruits and vegetables, canned or bottled) "	—	—	—	—	—	18,768	27,097	29,913	18,517	17,418
SEEDS—										
Oil-seeds—										
Essential . . . Tons	8	17	11	3	3	3,722	4,826	7,015	1,720	1,492
Non-essential—										
Castor . . . "	296	..	1,063	78,584	..	1,28,405
Cotton . . . "	..	8,700	7,18,745
Groundnuts . . . "	2,171	121	6,466	76	592	5,14,200	41,844	20,44,078	20,105	1,24,927
Linseed . . . "	1,285	2,727	13,478	68,945	12,788	2,28,809	5,87,540	30,82,424	1,35,99,164	14,53,745
Mustard . . . "	80	9,375
Sesamum (til or jinjili) "	676	902	57	131	160	3,28,225	3,10,707	21,960	26,060	44,330
Tea . . . "	25	106	169	36,075	1,50,897	1,76,085
Other sorts . . . "	2	1	180	1,550	400
Total Seeds, Non-Essential . . . "	4,832	12,450	20,352	69,260	14,778	10,70,784	16,08,886	52,67,676	1,38,06,706	19,27,992
Other than oil-seeds . . . "	2	2	5	765	..	860	1,235	487
Total Seeds . . . "	4,834	12,467	20,363	69,265	14,778	10,75,221	16,12,662	52,75,051	1,38,09,661	19,29,871
SPICES—										
Cardamoms . . . Cwts.	234	195	295	349	108	55,217	42,152	62,528	62,677	15,850
Ginger . . . "	428	302	273	1,311	916	15,499	14,727	18,060	48,963	27,377
Pepper . . . "	13,216	6,824	6,398	5,297	5,007	9,77,416	5,15,427	5,54,392	3,29,818	2,86,155
Other sorts . . . "	417	863	27	52	8	11,449	20,770	967	1,578	190
Total Spices . . . "	14,295	8,264	6,988	7,009	6,089	10,59,581	5,93,076	6,30,947	4,43,036	3,29,572
TEA, BLACK . . . Lbs.	3,175,756	3,288,685	5,666,770	3,557,439	3,273,851	16,66,795	24,41,856	36,60,078	21,66,232	14,70,957
TEXTILES—										
Cotton—										
Raw . . . Tons	537	2,86,800	..
Twist and yarn . . . Lbs.	5,115,850	4,167,862	4,568,400	3,980,623	2,409,346	38,59,914	36,94,970	37,11,853	26,64,565	13,35,663
Manufactures—										
Piece goods—										
Grey (unbleached) Yards	1,310,262	774,800	679,800	474,300	437,400	3,19,000	1,77,640	1,62,570	83,920	71,586
White (bleached) "	246,240	9,000	..	982	210	54,229	2,400	..	439	47
Coloured, printed, or dyed . . . "	1,182,458	53,960	51,340	30,347	7,860	3,89,807	16,059	21,250	8,826	3,121
Total Piece goods . . . "	2,688,960	837,260	731,140	505,629	445,470	7,63,036	1,96,099	1,83,820	93,185	74,754
Other sorts of manufactures . . . Value	—	—	—	—	—	6,556	4,075	983	3,849	3,500
Total Cotton manufactures (including twist and yarn) . . . "	—	—	—	—	—	—	—	—	—	—
Haberdashery and Millinery . . . "	—	—	—	—	..	46,29,506	38,95,144	38,96,656	27,51,539	14,13,917
Hemp (chiefly stems), raw Cwts.	2,501	10,660	3,837	3,290	1,080	..
Jute—										
Raw . . . Tons	12,759	12,664	15,742	15,047	8,844	44,58,700	44,94,127	55,88,999	31,19,281	14,71,194

No. 13—continued
EGYPT—continued
EXPORTS THERETO—continued

INDIAN MERCHANDISE—concluded

ARTICLES	QUANTITY					VALUE				
	1927-28	1928-29	1929-30	1930-31	1931-32	1927-28	1928-29	1929-30	1930-31	1931-32
TEXTILES—continued						R	R	R	R	R
Jute—continued										
Manufactures—										
Gunny bags . . . No.	14,210,568	15,696,975	19,028,800	17,027,250	14,290,465	77,11,076	79,42,402	89,34,361	60,81,493	45,76,362
" cloth . . . Yards	3,575,800	3,530,200	5,634,000	3,731,000	6,860,000	9,32,444	7,74,338	11,77,454	5,24,833	8,83,220
Rope and twine . . Cwts.	83	54	90	59	38	2,050	1,387	2,044	1,492	661
Total Jute manufactures (including twist and yarn) . . . Value	—	—	—	—	—	86,05,570	87,18,027	1,01,13,859	71,57,869	54,59,243
Wool, Raw . . . Lbs.	430	..	42,401	1,200	..	25,230
Wool Manufactures—										
Carpets and floor-rugs Lbs.	38,413	27,714	21,761	1,806	364	84,825	57,052	30,834	3,365	670
Other sorts . . . Value	—	—	—	—	—	250	4,650	350
Total Woollen manufactures . . . "	—	—	—	—	—	85,075	61,702	30,684	3,365	670
TOBACCO—										
Unmanufactured . Lbs.	5,488	2,341
Manufactured—										
Cigars . . . "	2,374	3,070	2,026	1,449	402	5,112	6,453	6,726	3,236	768
Other sorts . . . "	43	106
Total Tobacco . . . "	7,905	3,070	2,026	1,449	402	7,550	6,453	6,726	3,236	768
TOYS AND REQUISITES FOR GAMES AND SPORTS including FISHING TACKLE (other than FIRE-ARMS) . . . Value	—	—	—	—	—	6,285	2,242	1,700	700	2,687
WOOD AND TIMBER—										
Timber, other than railway sleepers—										
Teakwood . . . Cubic Tons	22	299	411	185	20	6,076	89,655	1,23,235	55,806	5,699
Sandal wood . . . "	5	8	5	2	5	9,600	12,858	6,846	3,410	5,498
Other kinds of wood and timber . . . Value	—	—	—	—	—	2,685	2,390	2,180	2,487	2,100
Total Wood and Timber . . . "	—	—	—	—	—	18,961	1,04,898	1,32,255	61,703	13,297
POSTAL ARTICLES . . . "	—	—	—	—	—	3,30,521	3,09,053	2,80,937	3,48,843	1,91,177
ALL OTHER ARTICLES OF MERCHANDISE . . . "	—	—	—	—	—	1,37,201	1,92,357	1,52,948	76,181	58,590
GRAND TOTAL . . . "	—	—	—	—	—	3,06,26,643	3,40,65,843	3,68,63,490	3,51,67,319	1,90,67,969

FOREIGN MERCHANDISE

ARTICLES	QUANTITY					VALUE				
	1927-28	1928-29	1929-30	1930-31	1931-32	1927-28	1928-29	1929-30	1930-31	1931-32
APPAREL (including DRAPERY, UNIFORMS, AND ACCOUTREMENTS, BUT excluding HOSIERY AND BOOTS AND SHOES) . . . Value	—	—	—	—	—	41,442	19,924	17,615	14,723	21,89
BOOTS AND SHOES . . . Pairs	4,294	25	5	20,164	100	2
CANES AND BATTANS . . . Cwts.	350	252	324	496	309	18,280	10,440	14,470	20,720	10,50
Coffee other than roasted or ground . . . Cwts.	26	10	187	1,290	300	10,865
DRUGS AND MEDICINES (excluding CHEMICALS AND NARCOTICS) . . . Value	—	—	—	—	—	17,873	8,680	9,000	5,583	1,0
FRUITS AND VEGETABLES—										
Fruits and vegetables dried, salted, or preserved . . . Tons	701	76	321	156	384	3,11,036	51,767	1,06,992	1,05,818	1,60,

FOREIGN MERCHANDISE—continued

ARTICLES	QUANTITY					VALUE				
	1927-28	1928-29	1929-30	1930-31	1931-32	1927-28	1928-29	1929-30	1930-31	1931-32
GRAIN PULVER AND FLOUR— Wheat . . . Tons	76	9,132
GUMS AND RESINS . . Owis.	150	70	25	26	31	10,290	3,312	1,465	1,210	710
HARDWARE, EXCLUDING CUT- LERY AND ELECTRO- PLATED WARE . . Value	—	—	—	—	—	690	5,027	840	4,481	3,085
MACHINERY AND MILL- WORK . . . "	—	—	—	—	—	4,685	343	..	16,093	31,271
MATCHES . . . Gross of boxes	32,200	65,244
OILS . . . Gals.	153,982	..	161	388	..	33,824	..	300	844	..
PERFUMERY (not being PERFUMED SPIRITS) . Value	—	—	—	—	—	2,070	12,478	5,420	2,132	1,905
SPICES . . . Owis.	223	874	426	581	692	7,306	14,030	9,005	29,022	24,533
STATIONERY (excluding PAPER) . . . Value	—	—	—	—	—	10,505	1,404	1,912	1,051	8,533
TEXTILES—										
Cotton— Twist and yarn . . lbs.	32,100	2,400	..	900	604	33,768	2,975	..	990	2,300
Manufactures— Wool goods—										
Grey (unbleached) Yards	70,200	59,400	19,080	12,400
White (bleached) . . "	3,000	718	1,630	449	..
Coloured, printed, or dyed . . . "	1,976	6,200	..	3,821	..	1,516	1,850	..	1,881	..
Total piece goods . . "	72,176	6,200	3,000	4,539	59,400	20,548	1,850	1,600	2,330	12,400
Other sorts . . . Value	—	—	—	—	—	2,350	1,000	120	1,500	..
Total Cotton manufac- tures (including twist and yarn) . . . "	—	—	—	—	—	56,006	5,825	1,720	4,820	15,250
Haberdashery and Mill- inery . . . "	—	—	—	—	—	18,800	3,500	6,780	4,513	600
Woolen Manufactures . Value	—	—	—	—	—	1,93,230	1,27,602	1,77,351	1,00,408	52,653
Vehicles (including Locomotives for Railways, etc.) . Value	—	—	—	—	—	..	2,186	8,785	9,320	13,120
PORTAL ARTICLES . . . "	—	—	—	—	—	41,317	39,455	33,011	39,612	23,903
ALL OTHER ARTICLES OF MERCHANDISE . . . "	—	—	—	—	—	68,857	36,239	20,313	61,123	19,769
GRAND TOTAL . . . "	—	—	—	—	—	8,39,286	3,42,247	5,97,130	4,21,420	4,24,482
GRAND TOTAL OF INDIAN AND FOREIGN MERCHANDISE . . . "	—	—	—	—	—	8,14,65,929	3,41,08,090	3,94,59,620	3,55,83,739	1,04,82,451

No. 13—continued

TRIPOLI

IMPORTS THEREFROM

ARTICLES	QUANTITY					VALUE				
	1927-28	1928-29	1929-30	1930-31	1931-32	1927-28	1928-29	1929-30	1930-31	1931-32
Salt Tons	..	24,981	B ..	B 5,42,078	B ..	B ..	B ..
ALL OTHER ARTICLES OF MER- CHANDISE Value	—	—	—	—	—	495	306	..	439	3
GRAND TOTAL ..	—	—	—	—	—	495	5,42,979	..	439	3

EXPORTS THERETO

INDIAN MERCHANDISE

ARTICLES	QUANTITY					VALUE				
	1927-28	1928-29	1929-30	1930-31	1931-32	1927-28	1928-29	1929-30	1930-31	1931-32
GRAIN, PULSE AND FLOUR—						B	B	B	B	B
Rice not in the husk . Tons	44	..	22	8,325	..	2,400
HIDES AND SKINS, RAW { " } " No. {	3 =250	3 =250	42 =1,931	2,360	1,574	14,078
TEA Lbs.	..	1,250	25,625	3,750	6,250	..	937	20,465	2,812	3,125
TEXTILES—										
COTTON—										
Twist and yarn . . "	2,800	26,000	13,651	800	63,200	2,800	16,315	9,976	857	34,800
Jute manufactures—										
Gunny bags . . . No.	7,200	38,000	2,788	11,109
ALL OTHER ARTICLES OF MERCHANDISE . . . Value	—	—	—	—	—	..	2,200	2,560	785	10,294
GRAND TOTAL . . "	—	—	—	—	—	2,800	19,452	43,686	8,266	76,697

FOREIGN MERCHANDISE

ARTICLES	QUANTITY					VALUE				
	1927-28	1928-29	1929-30	1930-31	1931-32	1927-28	1928-29	1929-30	1930-31	1931-32
TOTAL VALUE .	—	—	—	—	—	B ..	B ..	B 3,010	B ..	B 2,250
GRAND TOTAL OF IN- DIAN AND FOREIGN MERCHANDISE . . . Value	—	—	—	—	—	2,800	19,452	46,696	8,266	78,947

TUNIS

(514 D)

No. 13—continued

TUNIS

IMPORTS THEREFROM

ARTICLES	QUANTITY					VALUE				
	1927-28	1928-29	1929-30	1930-31	1931-32	1927-28	1928-29	1929-30	1930-31	1931-32
						R	R	R	R	R
TOTAL VALUE	—	—	—	—	—	407	324	..

EXPORTS THERETO

INDIAN MERCHANDISE

ARTICLES	QUANTITY					VALUE				
	1927-28	1928-29	1929-30	1930-31	1931-32	1927-28	1928-29	1929-30	1930-31	1931-32
						R	R	R	R	R
Spices— Pepper . . . Cwt.	180	150	100	9,100	5,400	3,900
TEXTILES— COTTON— Twist and yarn . . Lbs.	126,000	56,000	48,000	71,400	81,650	24,000
Jute manufactures (in- cluding twist and yarn) Value	—	—	—	—	—	6,780	13,294	19,847	59,692	5,527
ALL OTHER ARTICLES OF MERCHANDISE . . . "	—	—	—	—	—	200	3,857	6,364	4,510	..
GRAND TOTAL . . . "	—	—	—	—	—	78,380	48,801	59,311	69,602	9,427

FOREIGN MERCHANDISE

ARTICLES	QUANTITY					VALUE				
	1927-28	1928-29	1929-30	1930-31	1931-32	1927-28	1928-29	1929-30	1930-31	1931-32
						R	R	R	R	R
TOTAL VALUE	—	—	—	—	—	..	5,480	6,800	400	150
GRAND TOTAL OF INDIAN AND FOREIGN MER- CHANDISE . . . Value	—	—	—	—	—	78,380	53,781	66,111	70,002	9,577

No. 13—continued

ALGERIA

IMPORTS THEREFROM

ARTICLES	QUANTITY					VALUE				
	1927-28	1928-29	1929-30	1930-31	1931-32	1927-28	1928-29	1929-30	1930-31	1931-32
						R	R	R	R	R
TOTAL VALUE	—	..	—	—	—	204	..	550	797	..

EXPORTS THERETO

INDIAN MERCHANDISE

ARTICLES	QUANTITY					VALUE				
	1927-28	1928-29	1929-30	1930-31	1931-32	1927-28	1928-29	1929-30	1930-31	1931-32
COFFEE Cwts.	76	31	36	230	318	R	R	R	R	R
ALL OTHER ARTICLES OF MERCHANDISE . . . Value	—	—	—	—	—	3,625	80	365	2,940	40
GRAND TOTAL . . .	—	—	—	—	—	9,626	2,680	2,748	20,029	10,120

FOREIGN MERCHANDISE

ARTICLES	QUANTITY					VALUE				
	1927-28	1928-29	1929-30	1930-31	1931-32	1927-28	1928-29	1929-30	1930-31	1931-32
						R	R	R	R	R
TOTAL VALUE . . .	—	—	—	—	—	2,580
GRAND TOTAL OF INDIAN AND FOREIGN MERCHANDISE . . . Value	—	—	—	—	—	9,626	2,680	5,328	20,029	19,120

MOROCCO

IMPORTS THEREFROM

ARTICLES	QUANTITY					VALUE				
	1927-28	1928-29	1929-30	1930-31	1931-32	1927-28	1928-29	1929-30	1930-31	1931-32
						R	R	R	R	R
SEEDS Tons	..	151	117	95,872	79,678
ALL OTHER ARTICLES OF MERCHANDISE . . . Value	—	—	—	—	—	..	2,078	3,000
GRAND TOTAL . . .	—	—	—	—	—	..	97,445	82,678

EXPORTS THERETO

INDIAN MERCHANDISE

ARTICLES	QUANTITY					VALUE				
	1927-28	1928-29	1929-30	1930-31	1931-32	1927-28	1928-29	1929-30	1930-31	1931-32
						R	R	R	R	R
SPICES Cwts.	128	331	232	..	187	12,150	29,312	25,424	..	7,500
TEXTILES—										
Jute—										
Manufactures—										
Gunny bags . . No.	647,420	853,500	1,574,100	728,600	564,700	2,51,400	3,54,892	5,70,452	1,88,012	1,36,047
Gunny cloth . . Yards	35,500	20,000	20,000	6,995	1,925	3,510
ALL OTHER ARTICLES OF MERCHANDISE . . . Value	—	—	—	—	—	1,580	6,848	640	4,597	..
GRAND TOTAL . . .	—	—	—	—	—	2,65,179	3,91,152	6,03,511	1,94,534	1,47,057

MOROCCO—continued

EXPORTS THERETO—continued

FOREIGN MERCHANDISE

ARTICLES	QUANTITY					VALUE				
	1927-28	1928-29	1929-30	1930-31	1931-32	1927-28	1928-29	1929-30	1930-31	1931-32
TOTAL VALUE	—	—	—	—	—	R 265	R 800	R 2,850	R 500	R ..
GRAND TOTAL OF INDIAN AND FOREIGN MERCHANDISE . . . Value	—	—	—	—	—	2,65,444	3,92,352	6,06,361	1,95,034	1,47,05

CANARY ISLANDS
IMPORTS THEREFROM

ARTICLES	QUANTITY					VALUE				
	1927-28	1928-29	1929-30	1930-31	1931-32	1927-28	1928-29	1929-30	1930-31	1931-32
DYEING AND TANNING SUBSTANCES— Barks for tanning . . . Value Cochineal . . . Owt.	— 122	— 15	— 48	— 46	— 160	R 22,095	R 516 4,340	R 11,865	R 8,313	R 22,91
TOTAL VALUE	—	—	—	—	—	22,095	5,856	11,865	8,313	22,91

EXPORTS THERETO

INDIAN MERCHANDISE

ARTICLES	QUANTITY					VALUE				
	1927-28	1928-29	1929-30	1930-31	1931-32	1927-28	1928-29	1929-30	1930-31	1931-32
TOTAL VALUE	—	—	—	—	—	R 1,950	R ..	R ..	R ..	R 50

FOREIGN MERCHANDISE

Nil.

GOLD COAST
IMPORTS
Nil.

EXPORTS THERETO

INDIAN MERCHANDISE

ARTICLES	QUANTITY					VALUE				
	1927-28	1928-29	1929-30	1930-31	1931-32	1927-28	1928-29	1929-30	1930-31	1931-32
GRAIN, PULSE AND FLOUR— Rice not in the husk . . . Tons	413	1,709	R ..	R ..	R ..	R 23,966	R 1,08,843
TEXTILES— Jute— Manufactures— Gunny bags . . . No. ALL OTHER ARTICLES OF MERCHANDISE . . . Value	713,750	720,750	954,620	1,609,200	1,729,400	3,71,927 1,722	3,97,406 5,812	4,54,832 1,342	6,19,858 2,350	4,95,473 616
GRAND TOTAL	—	—	—	—	—	3,73,649	4,03,218	4,56,224	6,50,974	6,04,432

FOREIGN MERCHANDISE

ARTICLES	QUANTITY					VALUE				
	1927-28	1928-29	1929-30	1930-31	1931-32	1927-28	1928-29	1929-30	1930-31	1931-32
TOTAL VALUE	—	—	—	—	—	R ..	R 100	R ..	R 432	R ..
GRAND TOTAL OF INDIAN AND FOREIGN MERCHANDISE . . . Value	—	—	—	—	—	3,73,649	4,03,318	4,56,224	6,51,406	6,04,432

NIGERIA (INCLUDING BRITISH CAMEROONS)

IMPORTS THEREFROM

N/A.

EXPORTS THERETO

INDIAN MERCHANDISE

ARTICLES	QUANTITY					VALUE				
	1927-28	1928-29	1929-30	1930-31	1931-32	1927-28	1928-29	1929-30	1930-31	1931-32
RAIN, PULSE AND FLOUR— Rice not in the husk . Tons	1,700	581	R ..	R ..	R ..	R 1,10,818	R 41,738
TEXTILES— Cotton— Manufactures— Handkerchiefs and shawls in the piece . No.	..	178,712	259,096	414,604	1,162,844	..	1,40,139	2,08,074	2,93,787	6,28,600
etc— Manufactures— Gunny bags . "	37,200	..	26,100	1,884,000	2,386,900	17,865	..	8,615	6,27,865	5,79,030
ALL OTHER ARTICLES OF MERCHANDISE . Value	—	—	—	—	—	..	980	5,907	3,482	2,294
GRAND TOTAL . "	—	—	—	—	—	17,865	1,41,119	2,17,986	10,43,402	12,61,868

FOREIGN MERCHANDISE

ARTICLES	QUANTITY					VALUE				
	1927-28	1928-29	1929-30	1930-31	1931-32	1927-28	1928-29	1929-30	1930-31	1931-32
TOTAL VALUE	—	—	—	—	—	R ..	R ..	R 2,800	R 1,000	R 440
GRAND TOTAL OF INDIAN AND FOREIGN MER- CHANDISE . Value	—	—	—	—	—	17,865	1,41,119	2,20,786	10,45,002	12,62,008

BELGIAN CONGO

IMPORTS THEREFROM

ARTICLES	QUANTITY					VALUE				
	1927-28	1928-29	1929-30	1930-31	1931-32	1927-28	1928-29	1929-30	1930-31	1931-32
TOTAL VALUE . . .	—	—	—	—	—	R ..	R ..	R 802	R ..	R 5

EXPORTS THERETO

INDIAN MERCHANDISE

ARTICLES	QUANTITY					VALUE				
	1927-28	1928-29	1929-30	1930-31	1931-32	1927-28	1928-29	1929-30	1930-31	1931-32
TOTAL VALUE . . .	—	—	—	—	—	R 616	R ..	R ..	R ..	R 17,000

FOREIGN MERCHANDISE

ARTICLES	QUANTITY					VALUE				
	1927-28	1928-29	1929-30	1930-31	1931-32	1927-28	1928-29	1929-30	1930-31	1931-32
TOTAL VALUE . . .	—	—	—	—	—	R 450	R ..	R ..	R ..	R ..
GRAND TOTAL OF INDIAN AND FOREIGN MER- CHANDISE . Value	—	—	—	—	—	1,066	17,000

BRITISH, FRENCH, SPANISH, AND PORTUGUESE POSSESSIONS IN WEST AFRICA, FROM CAPE
BLANCO TO ANGOLA (BENGUELA), INCLUDING ST. HELENA

IMPORTS THEREFROM

ARTICLES	QUANTITY					VALUE				
	1927-28	1928-29	1929-30	1930-31	1931-32	1927-28	1928-29	1929-30	1930-31	1931-32
TOTAL VALUE . . .	—	—	—	—	—	R 315	R ..	R 908	R ..	R 10

WEST AFRICA
PROTECTORATE OF SOUTH-WEST AFRICA
CAPE OF GOOD HOPE

No. 13—continued

BRITISH, FRENCH, SPANISH, AND PORTUGUESE POSSESSIONS IN WEST AFRICA, FROM
CAPE BLANCO TO ANGOLA (BENGUELA), INCLUDING ST. HELENA—continued

EXPORTS THERETO

INDIAN MERCHANDISE

ARTICLES	QUANTITY					VALUE				
	1927-28	1928-29	1929-30	1930-31	1931-32	1927-28	1928-29	1929-30	1930-31	1931-32
Candles of all kinds . . . Lbs.	19,081	R 5,352
Grain, Pulse and Flour— Rice not in the husk . . . Tons	2,499	2,20,075	..
TEXTILES— Cotton manufactures (in- cluding twist and yarn) Value	—	—	—	—	—	2,176	25,712	17,167	2,980	8,768
Jute manufactures— Gunny bags . . . No.	1,184,200	1,913,500	1,991,625	1,665,450	1,820,778	5,55,015	9,69,294	7,49,308	5,82,328	5,63,228
Gunny cloth . . . Yards	..	5,000	102,000	10,000	5,000	..	1,325	17,977	1,375	650
ALL OTHER ARTICLES OF MER- CHANDISE . . . Value	—	—	—	—	—	3,921	486	685	8,777	3,415
GRAND TOTAL . . .	—	—	—	—	—	5,06,464	9,06,817	7,85,227	8,24,485	5,76,061

FOREIGN MERCHANDISE

Nil.

PROTECTORATE OF SOUTH-WEST AFRICA

IMPORTS THEREFROM

Nil.

EXPORTS THERETO

INDIAN MERCHANDISE

ARTICLES	QUANTITY					VALUE				
	1927-28	1928-29	1929-30	1930-31	1931-32	1927-28	1928-29	1929-30	1930-31	1931-32
Tea, Black . . . Lbs.	6,432	24,724	R 6,432	R 24,721
TEXTILES— Jute manufactures— Gunny bags . . . No.	10,000	8,400	3,600	21,600	..	3,500	4,542	1,344	7,837	..
Gunny cloth . . . Yards	50,000	10,000	9,000	2,200
ALL OTHER ARTICLES OF MERCHANDISE . . . Value	—	—	—	—	—	2,900	156	3,000	9,090	..
GRAND TOTAL . . .	—	—	—	—	—	21,832	31,619	4,844	17,627	..

FOREIGN MERCHANDISE

Nil.

UNION OF SOUTH AFRICA—CAPE OF GOOD HOPE

IMPORTS THEREFROM

ARTICLES	QUANTITY					VALUE				
	1927-28	1928-29	1929-30	1930-31	1931-32	1927-28	1928-29	1929-30	1930-31	1931-32
DRUGS AND MEDICINES . . . Value	—	—	—	—	—	R 12,818	18,749	18,854	12,185	5,295
Grain, Pulse and Flour . . . Tons	174	17,901	..
HIDES AND SKINS, RAW— Hides, Raw . . . Tons	26	10	} 2,008	} 18,245	} ..	} ..	} ..
—No.	17,180	7,026					
POSTAL ARTICLES NOT SPECIFIED . . . Value	—	—	—	—	—	20	94	1	1,602	9
ALL OTHER ARTICLES OF MERCHANDISE . . . Value	—	—	—	—	—	17,208	18,992	8,080	18,978	7,968
GRAND TOTAL . . .	—	—	—	—	—	83,054	51,030	26,885	45,668	18,262

No. 13—continued

UNION OF SOUTH AFRICA—CAPE OF GOOD HOPE—continued

EXPORTS THERE TO

ARTICLES	QUANTITY					VALUE				
	1927-28	1928-29	1929-30	1930-31	1931-32	1927-28	1928-29	1929-30	1930-31	1931-32
						R	R	R	R	R
APPAREL (including DRESSERY, UNIFORMS, AG-OUTREMENTS, BUT excluding HOSIERY AND BOOTS AND SHOES) . . . Value	—	—	—	—	—	1,38,135	1,95,173	1,31,721	1,27,063	1,45,423
COIN, MANUFACTURED (excluding ROPE) . . . Tons	28	..	14	9	..	9,907	..	4,600	2,620	32
DYING AND TANNING SUBSTANCES—										
Myrobalans . . . "	2,323	2,380	1,100	939	620	18,114	20,230	9,350	7,820	4,592
Myrobalan extracts . . . "	3,761	3,917	2,236	1,040	..	51,057	56,995	31,132	13,525	..
Turmeric . . . "	866	517	693	950	816	16,627	12,214	18,762	15,892	12,214
GRAIN, PULSE, AND FLOUR—										
Pulse . . . Tons	99	276	124	55	64	21,305	42,148	31,480	10,119	10,813
Rice, not in the husk . . . "	5,623	3,322	5,866	6,935	5,208	10,28,067	6,62,651	10,11,402	9,81,807	5,82,705
Other sorts . . . "	3	4	3	6	6	945	1,215	1,265	1,655	1,740
Total Grain, Pulse, and Flour . . . "	5,725	4,102	5,993	6,996	5,278	10,50,217	7,06,009	10,44,097	9,93,031	5,95,263
HIDES AND SKINS, RAW—										
Hides, raw . . . { Tons =No.	60 =3,500	23 =3,830	25 =2,700	..	8 =1,400	69,341	34,827	23,471	..	7,764
KAPOK . . . Cwts.	554	911	697	603	239	34,337	41,881	34,322	25,301	3,332
LAC . . . "	172	347	255	681	156	24,432	43,503	32,108	30,111	7,461
METALS AND ORES—										
Brass, Bronze, and similar alloys and manufactures thereof . . . "	2	24	79	6	1	250	5,356	11,634	900	100
OILS—										
Vegetable, non-essential—										
Castor . . . Gals.	4,672	4,091	96	343	324	8,876	8,652	149	525	1,300
Other sorts . . . "	66	54	117	213	9	914	150	345	595	25
Total Vegetable, non-essential . . . "	4,738	4,145	213	556	333	9,790	8,802	494	1,120	1,325
PARAFFIN WAX . . . Tons	1,719	1,529	1,712	2,410	2,548	7,95,795	7,11,620	7,90,162	12,32,437	11,83,310
PERFUMERY, not being PERFUMED SPIRIT . . . Value	—	—	—	—	—	1,720	1,580	5,080	2,594	1,200
PROVISIONS AND OTHER STORES—										
Ghs . . . Cwts.	33	141	70	26	147	4,068	15,576	3,304	2,479	12,997

UNION OF SOUTH AFRICA—CAPE OF GOOD HOPE—concluded

EXPORTS THERETO—continued

INDIAN MERCHANDISE—continued

ARTICLES	QUANTITY					VALUE				
	1927-28	1928-29	1929-30	1930-31	1931-32	1927-28	1928-29	1929-30	1930-31	1931-32
SEEDS, ESSENTIALTons	18	19	18	16	20	11,391	14,367	16,098	10,869	12,212
SPICESCwts.	628	211	338	298	362	20,964	9,298	13,342	10,174	7,930
TEA, BLACKLbs.	889,599	868,199	911,758	684,123	664,655	8,68,947	6,63,451	6,55,422	4,65,100	2,84,129
TEXTILES—										
Cotton manufactures (including twist and yarn)Value	—	—	—	—	—	89,341	1,05,585	1,09,322	87,013	36,025
Jute— Twist and yarnLbs.	17,000	35,744	37,611	24,775	17,340	3,894	9,171	4,286	5,578	2,984
Manufactures—										
Gunny bagsNo.	3,786,075	3,762,350	5,040,550	4,946,370	4,056,597	28,07,560	28,99,679	30,06,720	25,44,599	18,40,874
„ clothYards	959,050	1,008,691	918,700	741,600	562,000	3,48,831	2,66,534	2,02,269	1,44,029	80,085
Rope and twineCwts.	386	524	1,055	581	455	13,713	17,195	16,079	14,754	9,486
Other kinds„	90	178	73	5,515	9,892	3,228
Total Jute manufactures (including twist and yarn)Value	—	—	—	—	—	30,73,998	31,92,579	33,34,869	27,19,452	19,36,657
Wool—										
Manufactures—										
Carpets and floor-rugsLbs.	11,890	4,230	6,820	1,504	2,346	13,168	7,229	12,028	3,080	5,450
TOYS AND REQUISITES FOR GAMES AND SPORTS, ETC.Value	—	—	—	—	—	1,325	5,632	5,391	7,595	9,460
WAX OF ALL KINDS other than PARAFFIN WAX (excluding CANDLES)Cwts.	6,680	..	100	..	103	1,51,970	..	2,099	..	2,162
WOOD AND TIMBER—										
Timber, other than railway sleepers— Teak woodCubic Tons	2,544	2,741	2,949	1,974	1,467	11,99,602	6,91,451	7,95,430	5,39,579	3,71,946
Other kinds of wood and timberValue	—	—	—	—	—	..	3,280	19,178	1,000	2,358
ALL OTHER ARTICLES OF MERCHANDISE„	—	—	—	—	—	13,180	13,801	23,634	29,821	19,537
GRAND TOTAL„	—	—	—	—	—	76,88,278	65,65,369	70,93,090	62,78,838	46,28,379

FOREIGN MERCHANDISE

ARTICLES	QUANTITY					VALUE				
	1927-28	1928-29	1929-30	1930-31	1931-32	1927-28	1928-29	1929-30	1930-31	1931-32
MACHINERY AND MILLWORKValue	—	—	—	—	—	75	7,854	..	20	..
PRINTING AND LITHOGRAPHING MACHINERY AND MATERIALS (excluding PAPER)„	—	—	—	—	—	2,428	15,769	..
ALL OTHER ARTICLES OF MERCHANDISE„	—	—	—	—	—	17,852	13,083	22,082	9,935	15,804
GRAND TOTAL„	—	—	—	—	—	17,927	20,937	24,510	25,724	16,804
GRAND TOTAL OF INDIAN AND FOREIGN MERCHANDISE„	—	—	—	—	—	76,86,208	65,85,306	71,17,600	63,04,562	46,89,183

No. 13—continued

UNION OF SOUTH AFRICA—NATAL
IMPORTS THEREFROM

ARTICLES	QUANTITY					VALUE				
	1927-28	1928-29	1929-30	1930-31	1931-32	1927-28	1928-29	1929-30	1930-31	1931-32
ANIMALS, LIVING . . . No.	23	67	66	5	6	R 13,600	R 17,750	R 1,562	R 2,650	R 650
APPAREL (excluding HOSIERY AND BOOTS AND SHOES) . . . Value	—	—	—	—	—	7,530	8,792	14,689	5,030	3,794]
CHEMICALS AND CHEMICAL PREPARATIONS (excluding CHEMICAL MANURES AND MEDICINES) . . . Value	—	—	—	—	—	CO —	298	26,616	56,665	45,989
COAL AND COKE—										
Coal . . . Tons	154,536	105,238	197,404	121,033	23,241	31,85,331	19,87,013	36,30,747	21,42,554	3,00,949
Coke . . . "	4,448	14,558	9,180	18,020	9,844	1,37,057	4,42,339	2,62,263	4,66,617	2,17,382
Total Coal and Coke . . "	159,032	119,796	206,584	139,053	33,085	33,22,388	24,29,352	38,93,010	26,09,171	6,17,331
DYING AND TANNING SUBSTANCES—										
Barks for tanning . . Cwts.	176,615	283,709	258,135	203,201	213,935	17,33,632	25,43,436	18,74,546	18,06,390	12,69,308
Other sorts (including lacdye) . . Value	—	—	—	—	—	250	224	10,090	936	295
Total Dyeing and Tanning substances . . "	—	—	—	—	—	17,34,082	25,43,660	18,84,636	18,97,320	12,69,603
FRUITS AND VEGETABLES . . "	—	—	—	—	—	21,447	20,991	32,943	30,111	28,305
HIDES AND SKINS, RAW { Tons No.	25 =16,707	12 =10,054	..	12 =1,556	..	46,269	22,114	..	10,492	..
INSTRUMENTS, APPARATUS AND APPLIANCES AND PARTS THEREOF . . . Value	—	—	—	—	—	4,047	13,653	4,991	6,152	2,223
PRECIOUS STONES AND PEARLS, UNSET . . . "	—	—	—	—	—	..	20,084	1,468	14,765	45,627
PROVISIONS AND OILMAN'S STORES (including FISH AND FRUITS AND VEGETABLES, CANNED OR BOTTLED) . . "	—	—	—	—	—	52,663	34,379	30,323	30,109	39,031

UNION OF SOUTH AFRICA—NATAL—continued

IMPORTS THEREFROM—continued

ARTICLES	QUANTITY					VALUE				
	1927-28	1928-29	1929-30	1930-31	1931-32	1927-28	1928-29	1929-30	1930-31	1931-32
TEXTILES—						R	R	R	R	R
Cotton—										
Manufactures—										
Piecegoods—										
Coloured, printed or dyed . . . Yards	15,685	19,777	15,511	5,118	4,812	13,584	16,770	13,219	4,313	4
POSTAL ARTICLES NOT SPECIFIED . . . Value	—	—	—	—	—	50,560	38,477	55,707	50,685	54
ALL OTHER ARTICLES OF MERCHANDISE . . . "	—	—	—	—	—	57,485	58,650	76,356	70,372	42
GRAND TOTAL . . . "	—	—	—	—	—	53,26,615	52,25,572	60,46,980	42,87,835	21,74

EXPORTS THERETO

INDIAN MERCHANDISE

ARTICLES	QUANTITY					VALUE				
	1927-28	1928-29	1929-30	1930-31	1931-32	1927-28	1928-29	1929-30	1930-31	1931-32
APPAREL (including DRAPERY, UNIFORMS, ACCOUTREMENTS, BUT excluding HOSIERY AND BOOTS AND SHOES) . . . Value	—	—	—	—	—	4,67,539	5,10,141	6,26,204	3,71,640	3,61,9
BOOKS, PRINTED, AND PRINTED MATTER (not being STATIONERY), including MAPS AND CHARTS . . . Cwts.	70	52	84	52	105	7,926	8,190	8,416	8,079	9,9
COIL, MANUFACTURED (excluding ROPE) . . . Tons	401	381	277	502	290	1,26,057	1,11,145	77,657	1,50,912	67,6
DRUGS AND MEDICINES (excluding CHEMICALS AND NARCOTICS) . . . Value	—	—	—	—	—	12,081	15,009	17,788	18,455	14,9
DYEING AND TANNING SUBSTANCES—										
Myrobalsam . . . Cwts.	441	1,026	803	504	601	3,752	8,136	6,621	4,310	4,9
Myrobalsam extracts . . . "	140	509	206	1,880	8,123	3,052
Turmeric . . . "	1,604	2,004	1,939	2,168	2,503	86,732	1,18,959	87,537	70,878	68,4
Other sorts . . . "	8	17	23	1	5	415	980	1,231	50	1
Total dyeing and Tanning substances . . . "	2,193	3,556	3,021	2,673	3,109	92,788	1,30,603	98,471	75,208	71,9

No. 13—continued.

UNION OF SOUTH AFRICA—NATAL—continued

EXPORTS THERE TO—continued

INDIAN MERCHANDISE—continued

ARTICLES	QUANTITY					VALUE				
	1927-28	1928-29	1929-30	1930-31	1931-32	1927-28	1928-29	1929-30	1930-31	1931-32
FISH (excluding CANNED FISH)—						R	R	R	R	R
Fish, dry, unsalted . . . Cwts.	836	787	950	989	776	43,875	41,095	45,011	40,836	25,868
FRUITS AND VEGETABLES—										
Fruits and vegetables: dried, salted, or preserved, all sorts . . . Tons	237	183	304	227	201	39,909	32,375	37,733	26,770	22,136
GRAIN, PULSE AND FLOUR—										
Jowar and Bajra . . . "	66	..	172	427	387	7,462	275
Pulse—										
Beans "	7	8	37	8	9	2,530	2,164	6,875	3,223	2,150
Gram "	146	176	152	132	151	47,086	57,109	50,156	40,625	40,488
Lentils "	200	110	99	170	160	49,954	30,624	26,454	32,894	24,295
Other sorts "	1,474	1,585	1,639	1,554	1,426	3,39,480	3,74,856	3,72,764	2,84,450	2,58,591
Total Pulse "	1,827	1,879	1,927	1,864	1,746	4,39,050	4,54,745	4,56,249	3,60,197	3,31,024
Rice not in the husk . . . "	22,151	20,259	19,186	22,135	21,748	41,65,371	37,50,329	35,35,323	32,00,598	24,65,497
Wheat flour in bags . . . "	5	26	14	3	7	1,647	8,040	3,598	1,384	1,901
Other sorts "	140	131	170	225	150	33,742	34,919	29,656	39,831	32,741
Total Grain, Pulse and Flour "	24,128	22,295	21,297	24,293	23,651	46,44,982	42,56,408	40,35,118	36,09,497	28,21,438
INSTRUMENTS, APPARATUS, AND APPLIANCES AND PARTS THEREOF . . . Value	—	—	—	—	—	53,428	79,643	44,637	47,923	36,684
KAPOK Cwts.	1,209	1,082	1,217	1,400	371	73,100	50,291	60,235	54,286	41,849
LAC—										
Button "	27	93	106	99	55	4,950	12,333	12,340	8,000	3,090
Shell "	124	416	396	276	171	18,322	51,636	44,308	18,993	7,634
Total Lac "	151	514	472	375	226	23,272	64,019	57,648	26,993	10,724
LEATHER—Manufactures . . . Value	—	—	—	—	—	8,500	3,650	12,315	6,467	1,318
METALS AND ORES—										
Brass, bronze and similar alloys, wrought . . . Cwts.	188	278	355	103	127	31,880	40,923	49,031	10,964	11,166
Iron or Steel Tons	603	500	152	..	45	23,227	22,120	5,350
Other sorts "	2	3	5	5	4	3,975	10,275	17,230	17,355	12,600
Total Metals and Ores "	12	17	625	510	162	41,855	51,243	66,268	50,439	29,176
OILS—										
Vegetable, non-essential—										
Castor Gals.	53,794	41,347	51,104	30,707	24,002	1,08,043	1,01,415	81,862	50,785	32,525
Linseed "	5,535	10,535	18,332	30,125	..
Mustard or rape "	68,127	50,264	33,160	18,152	15,430	1,81,900	1,28,900	98,236	39,006	25,960
Other sorts "	1,325	477	1,605	802	1,303	5,094	999	4,929	3,152	3,078
Total Vegetable, non-essential "	123,246	92,088	96,404	60,196	41,335	2,95,042	2,29,314	2,03,359	1,23,668	61,563
Other kinds "	..	9	3	293	260	20	4,050	..
Total Oils "	123,246	92,097	96,412	60,488	41,335	2,95,042	2,29,574	2,03,379	1,27,718	61,563
PARAFFIN WAX Tons	695	232	433	592	131	3,22,114	1,09,202	2,24,655	3,08,350	64,960
PERFUMERY (not being perfumed spirits) . . . Value	—	—	—	—	—	6,364	4,040	6,440	6,290	4,457
PROVISIONS AND OILMAN'S STORES (including fish, and fruits and vegetables, canned or bottled)—										
Ghi Cwts.	1,666	1,693	1,534	1,124	835	1,75,728	1,77,074	1,58,738	93,897	67,090
Pickles, chutnies, and condiments "	83	103	75	63	77	3,400	9,340	7,940	6,370	6,445
Other sorts of provisions . . . Value	9,235	5,655	4,894	3,707	2,123
Total Provisions and Oilman's stores "	1,749	1,796	1,609	1,187	912	1,98,363	1,92,069	1,66,119	1,03,974	75,658

UNION OF SOUTH AFRICA—NATAL—continued

EXPORTS THERE TO—continued

INDIAN MERCHANDISE—continued

ARTICLES	QUANTITY					VALUE				
	1927-28	1928-29	1929-30	1930-31	1931-32	1927-28	1928-29	1929-30	1930-31	1931-32
SEEDS—										
Oil-seeds—										
Essential . . . Tons	89	117	113	115	110	74,512	1,15,420	96,242	78,625	66,214
Non-essential—										
Groundnuts . . . "	160	400	650	600	1,400	22,249	69,375	1,71,725	95,222	2,04,375
Mustard . . . "	1	14	2	6	7	1,504	7,015	7,120	8,620	2,301
Rape . . . "	27	9	22	6	11	25,988	5,175	20,408	2,924	4,241
Other sorts . . . "	75	71	12	2	5	6,217	5,202	5,022	4,922	1,722
Total Seeds, Non-essential . . . "	193	424	687	620	1,423	58,808	1,06,967	1,28,696	1,11,062	2,18,155
Other than oil-seeds . . . "	1	100	115	152	145	275
Total Seeds . . . "	222	551	1,000	1,026	1,524	1,22,417	2,22,402	2,25,094	1,89,222	2,21,639
SPICES—										
Betelnuts . . . Cwts.	1,508	1,979	1,424	2,122	1,042	94,421	1,07,379	84,742	94,697	24,271
Cardamoms . . . "	54	61	44	75	24	5,975	5,475	5,040	7,222	6,121
Chilies . . . "	116	23	202	1,407	660	4,612	1,220	10,222	44,222	14,222
Pepper . . . "	215	250	152	45	22	22,979	22,222	15,045	4,222	4,222
Other sorts . . . "	201	22	10	22	22	2,222	222	222	222	222
Total Spices . . . "	2,094	2,025	1,928	3,625	1,748	1,21,722	1,22,722	1,12,222	1,12,222	60,270
SUGAR . . . Tons	11	12	7	22	22	6,072	2,222	2,707	4,272	2,222
TEA, BLACK . . . Lbs.	257,909	240,275	197,022	182,122	22,222	2,22,222	2,22,222	1,22,222	1,22,222	22,222
TEXTILES—										
Cotton—										
Waste . . . Cwts.	642	242	2	19,500	22,222	40
Twist and yarn . . . Lbs.	241,565	42,500	57,600	204,200	224,040	1,22,022	22,711	22,012	22,500	71,022
Manufactures—										
Piccooods . . . Yards	972,222	1,004,712	612,522	222,022	172,142	4,22,222	4,02,022	2,42,222	1,14,022	62,717
Thread, sewing . . . Lbs.	6,247	6,222	20,122	2,272	7,222	12,222	12,722	22,222	17,100	17,210
Other sorts of manufac- tures . . . Value	12,022	12,110	12,222	17,222	7,222
Total Cotton manufac- tures (including twist and yarn) . . . "	5,22,222	5,27,222	2,22,222	2,42,222	1,62,222
Haberdashery and Mill- inery . . . "	2,022	2,022	7,022	1,074	1,222
Jute—										
Twist and yarn . . . Lbs.	40,100	102,700	192,222	170,122	200,222	2,022	22,222	22,702	22,172	20,007
Manufactures—										
Gunny bags . . . No.	14,722,700	16,421,222	15,122,774	15,042,709	14,722,022	20,71,422	27,12,222	27,20,277	24,22,272	22,10,222
cloth . . . Yards	2,702,222	2,227,022	4,222,222	4,222,222	2,222,222	2,22,122	2,22,272	10,22,722	2,04,022	2,04,222
Rope and twine . . . Cwts.	4,722	4,222	2,122	2,704	2,222	1,22,022	1,11,222	22,701	70,222	22,022
Other kinds . . . Value	210	2,212	2,210	4,107
Total Jute manufac- tures (including twist and yarn) . . . "	27,70,214	22,24,122	70,22,222	22,14,272	20,20,222
Woolen manufactures . . . "	22,222	22,214	22,722	19,219	19,272
TOYS AND REQUISITES FOR GAMES AND SPORTS (including FISHING TACKLE (other than FISHERIES)) . . . "	14,772	20,122	12,122	2,012	14,222
UMBRELLAS AND UMBRELLA FITTINGS . . . No.	1,221	4,720	2,702	212	2,204	2,472	2,022	2,022	1,022	4,720
WOOD AND TIMBER—										
Timber (other than Rail- way Sleepers)—										
Teak wood . . . Cubic tons	2,022	1,222	1,072	2,472	424	2,00,422	4,22,222	2,21,222	7,42,222	1,22,222
Other kinds . . . Value	1,242	2,222	2,117	1,277	2,110
Total wood and timber . . . "	2,02,271	4,22,210	2,24,242	7,50,222	1,22,222

No. 13—continued

UNION OF SOUTH AFRICA—NATAL—concluded

EXPORTS THERETO—concluded

INDIAN MERCHANDISE—concluded

ARTICLES	QUANTITY					VALUE				
	1927-28	1928-29	1929-30	1930-31	1931-32	1927-28	1928-29	1929-30	1930-31	1931-32
POSTAL ARTICLES . . . Value	—	—	—	—	—	R	R	R	R	R
ALL OTHER ARTICLES OF MERCHANDISE . . . "	—	—	—	—	—	1,92,628	1,70,525	1,78,654	1,24,574	1,26,743
GRAND TOTAL . . . "	—	—	—	—	—	1,78,16,101	1,74,13,871	1,53,03,821	1,82,50,035	98,68,205

FOREIGN MERCHANDISE

ARTICLES	QUANTITY					VALUE				
	1927-28	1928-29	1929-30	1930-31	1931-32	1927-28	1928-29	1929-30	1930-31	1931-32
APPAREL (including DRAPESS, UNIFORMS, ACCOUTREMENTS, BUT excluding HOSIERY AND BOOTS AND SHOES) . . . Value	—	—	—	—	—	R	R	R	R	R
BUILDING AND ENGINEERING MATERIALS, OTHER THAN OF IRON, STEEL OR WOOD . . . "	—	—	—	—	—	45	1,16,860	16,505
COAL AND COKE . . . Tons	550	533	2,043	187	..	12,100	9,776	37,331	3,539	..
DRUGS AND MEDICINES (including CHEMICALS AND NARCOTICS) . . . Value	—	—	—	—	—	6,140	4,835	6,380	4,880	4,605
FRUITS AND VEGETABLES . . . "	—	—	—	—	—	6,627	5,347	3,578	1,669	1,811
GUMS AND RESINS . . . Cwts.	69	90	94	101	69	4,447	7,015	7,075	8,005	4,790
MACHINERY AND MILLWORK Value	—	—	—	—	—	8,568	4,725	180	23,034	4,637
METAL SAND ORES—										
Brass, Bronze, etc. . . Cwts.	30	3	..	7	..	6,832	550	..	600	..
Other sorts of metals. Tons.	..	1	450	800	700	225	835
TOTAL METALS AND ORES . . . "	7,282	1,350	700	825	835
TEXTILES—										
Cotton—										
Manufactures—										
Piece goods—										
Grey (unbleached) . . . Yards	30	14
White (bleached) . . . "	20,000	1,000	4,500	375
Coloured, printed or dyed . . . "	13,158	14,600	29,400	13,200	8,300	8,569	7,800	15,625	7,100	4,525
Total Piece goods . . . "	33,158	15,600	29,439	13,200	8,300	13,069	8,175	15,639	7,100	4,525
Thread, Sewing . . . Lbs.	9,959	18,933	5,245	11,374	13,021	37,894	70,742	15,000	37,782	43,492
Other sorts of manufactures . . . Value	—	—	—	—	—	1,000	800
Total Cotton manufactures (including twist and yarn) . . . "	—	—	—	—	—	51,954	79,717	30,639	44,883	48,022
Haberdashery and millinery . . . "	—	—	—	—	—	3,100	2,540	7,519	7,825	5,700
Wool—										
Woolen manufactures . . . "	—	—	—	—	—	4,022	895	11,836	2,336	4,375
VEHICLES (excluding Locomotives for Railways, etc.) . . . "	—	—	—	—	—	..	5,137	18,500	29,800	7,560
POSTAL ARTICLES . . . "	—	—	—	—	—	64,109	46,339	93,336	35,506	43,566
ALL OTHER ARTICLES OF MERCHANDISE . . . "	—	—	—	—	—	22,183	35,648	40,673	28,097	46,555
GRAND TOTAL . . . "	—	—	—	—	—	1,97,120	2,07,624	2,69,575	3,12,747	1,98,142
GRAND TOTAL OF INDIAN AND FOREIGN MERCHANDISE . . . "	—	—	—	—	—	1,75,13,231	1,76,31,495	1,55,72,396	1,85,63,632	98,66,347

UNION OF SOUTH AFRICA—TRANSVAAL

IMPORTS THEREFROM

ARTICLES	QUANTITY					VALUE				
	1927-28	1928-29	1929-30	1930-31	1931-32	1927-28	1928-29	1929-30	1930-31	1931-32
						R	R	R	R	R
Liquors, including denatured and perfumed spirits—										
Spirit, Perfumed . . . Gals.	108	18	12,344
POSTAL ARTICLES NOT SPECIFIED . . . Value	—	—	—	—	—	16	1,212
ALL OTHER ARTICLES OF MERCHANDISE . . . "	—	—	—	—	—	1,791	11,178	3,524	12,098	1,707
GRAND TOTAL . . . "	—	—	—	—	—	1,807	12,408	15,868	12,098	1,707

EXPORTS THERETO

INDIAN MERCHANDISE

ARTICLES	QUANTITY					VALUE				
	1927-28	1928-29	1929-30	1930-31	1931-32	1927-28	1928-29	1929-30	1930-31	1931-32
						R	R	R	R	R
GRAIN, PULSE AND FLOUR—										
Rice not in the husk . . . Tons	206	58	18	42,594	11,107	2,625
Other sorts . . . "	24	4	4,925	900
Total Grain, Pulse and Flour . . . "	230	62	18	47,519	12,007	2,625
TEXTILES—										
Cotton—										
Manufactures—										
Piece goods—										
Grey (unbleached) . . . Yds.	32,400	10,800
Jute—										
Manufactures—										
Gunny bags . . . No.	38,500	71,000	14,725	38,601
" cloth . . . Yards	215,000	10,000	62,800	1,800
Postal Articles . . . Value	—	—	—	—	—	1,28,224	92,112	1,09,704	82,146	76,390
ALL OTHER ARTICLES OF MERCHANDISE . . . "	—	—	—	—	—	6,152	6,416	290	1,701	2,200
GRAND TOTAL . . . "	—	—	—	—	—	2,53,420	1,49,136	1,23,500	83,847	79,890

FOREIGN MERCHANDISE

ARTICLES	QUANTITY					VALUE				
	1927-28	1928-29	1929-30	1930-31	1931-32	1927-28	1928-29	1929-30	1930-31	1931-32
						R	R	R	R	R
POSTAL ARTICLES . . . Value	—	—	—	—	—	14,507	17,242	23,822	18,444	17,887
GRAND TOTAL . . . "	—	—	—	—	—	14,507	17,242	23,822	18,444	17,887
GRAND TOTAL OF INDIAN AND FOREIGN MERCHANDISE . . . Value	—	—	—	—	—	2,67,927	1,66,378	1,47,331	1,02,291	97,777

RHODESIA

IMPORTS THEREFROM

ARTICLES	QUANTITY					VALUE				
	1927-28	1928-29	1929-30	1930-31	1931-32	1927-28	1928-29	1929-30	1930-31	1931-32
TOTAL VALUE	—	—	—	—	—	R 20	R ..	R 1,040	R ..	R 4,187

EXPORTS THERETO

INDIAN MERCHANDISE

ARTICLES	QUANTITY					VALUE				
	1927-28	1928-29	1929-30	1930-31	1931-32	1927-28	1928-29	1929-30	1930-31	1931-32
TEXTILES—						R	R	R	R	R
Jute—										
Manufactures—										
Gunny bags . . . No.	349,800	1,80,079
„ cloth . . . Yards	84,600	5,000	19,735	1,150
Rope and twine . . . Cwts.	280	7,130
ALL OTHER ARTICLES OF MERCHANDISE . . . Value	—	—	—	—	—	1,512	400	1,837	2,100	..
GRAND TOTAL	—	—	—	—	—	2,09,056	1,550	1,837	2,100	..

FOREIGN MERCHANDISE

ARTICLES	QUANTITY					VALUE				
	1927-28	1928-29	1929-30	1930-31	1931-32	1927-28	1928-29	1929-30	1930-31	1931-32
TOTAL VALUE	—	—	—	—	—	R 100	R ..	R ..	R ..	R ..
GRAND TOTAL OF INDIAN AND FOREIGN MERCHAN- DISE . . . Value	—	—	—	—	—	2,09,156	1,550	1,837	2,100	..

PORTUGUESE EAST AFRICA

IMPORTS THEREFROM

ARTICLES	QUANTITY					VALUE				
	1927-28	1928-29	1929-30	1930-31	1931-32	1927-28	1928-29	1929-30	1930-31	1931-32
COAL AND COKE—						R	R	R	R	R
Coal . . . Tons	85,216	20,681	150	5,001	..	7,03,044	3,65,792	3,300	96,154	..
DRUGS AND MEDICINES (excluding CHEMICALS AND NARCOTICS) . . . Value	—	—	—	—	—	60	1,468	11,578	8,069	1,330
FRUITS AND VEGETABLES . . .	—	—	—	—	—	3,07,554	2,33,398	5,62,668	6,40,784	10,99,724
GRAIN, PULSE, AND FLOUR—										
Beans (dry) . . . Tons	4	11	18	58	16	800	2,470	2,980	14,635	2,134
Pulse . . . „	114	54	85	25	4	20,846	9,348	18,456	5,343	725
Other sorts . . . „	59	..	9	66	..	5,920	..	1,015	9,282	..
Total Grain, Pulse and Flour	177	68	107	149	20	27,566	11,818	22,451	29,260	2,859
IVORY—										
Unmanufactured . . . Lbs.	164	1,133	166	323	..	1,100	7,370	1,260	2,360	..
METALS AND ORES—										
Brass . . . Cwts.	33	1	31	30	20	880	20	1,388	706	654
Copper . . . „	50	4	8	609	43	1,884	113	280	26,625	1,106
Zinc or Spelter unwrought „	3,181	7,208	9	..	5	53,614	1,03,251	67
Other Metals . . . Tons	23	1	1	1,133	..	54	976	370
Total Metals and Ores	27	..	161	394	5	3,897	138	55,331	1,31,648	2,187
PROVISIONS AND OILMAN'S STORES, ETC. . . Value	—	—	—	—	—	2,725	16,113	6,017	6,415	3,630

PORTUGUESE EAST AFRICA—continued

IMPORTS THEREFROM—continued

ARTICLES	QUANTITY					VALUE				
	1927-28	1928-29	1929-30	1930-31	1931-32	1927-28	1928-29	1929-30	1930-31	1931-32
SALT Tons	6,900	2,177	..	R 1,97,286	R 48,165	R ..
SEEDS "	83	12	161	285	82	18,989	6,351	49,376	59,675	37,31
SHELLS AND COWRIES—										
Cowries Cwts.	4,171	5,443	4,501	4,679	9,570	23,844	31,892	23,965	22,768	43,18
Shells Value	—	—	—	—	—	580	441	580	..	1,00
Total Shells and Cowries "	—	—	—	—	—	23,924	32,333	24,545	22,768	44,18
SPICES—										
Cloves Cwts.	565	22,999
SUGAR—										
Sugar, 16 Dutch standard and above Tons	447	86,748
Beat Sugar "	200	150	40,000	30,000	..
TEXTILES—										
Cotton—										
Raw "	38	98	7	30	..	47,810	1,91,400	4,300	20,200	..
Artificial Silk Value	—	—	—	—	—	12,793	2,187	15,162	2,522	28
POSTAL ARTICLES NOT SPECIFIED	—	—	—	—	—	4,174	3,740	4,882	2,061	1,22
ALL OTHER ARTICLES OF MERCHANDISE "	—	—	—	—	—	13,207	86,081	30,028	15,532	13,91
GRAND TOTAL "	—	—	—	—	—	15,09,079	8,99,759	9,28,115	11,06,598	12,03,06

EXPORTS THERETO

INDIAN MERCHANDISE

ARTICLES	QUANTITY					VALUE				
	1927-28	1928-29	1929-30	1930-31	1931-32	1927-28	1928-29	1929-30	1930-31	1931-32
APPAREL (including DRESSERY, UNIFORMS, ACCOUTREMENTS but excluding HOSIERY AND BOOTS AND SHOES) Value	—	—	—	—	—	R 2,01,111	R 89,074	R 1,20,515	R 88,404	R 1,04,621
BOOTS AND SHOES Pairs	7,425	5,297	12,481	14,815	9,201	12,035	10,920	21,984	21,661	14,155
BUILDING AND ENGINEERING MATERIALS Value	—	—	—	—	42,146
CANDLES OF ALL KINDS Lbs.	44,347	13,321	23,438	17,500	17,612	12,722	8,766	7,998	4,922	4,952
CORDAGE AND ROPES OF VEGETABLE FIBRE (excluding JUTE AND COTTON) Cwts.	555	554	777	78	53	18,210	11,363	18,913	2,759	1,027
DRUGS AND MEDICINES (excluding CHEMICALS AND NARCOTICS) Value	—	—	—	—	—	16,235	10,620	12,624	14,415	16,084
DYING AND TANNING SUBSTANCES Cwts.	372	402	534	660	462	10,621	13,357	18,180	17,641	12,100
FISH (excluding CANNED FISH)—										
Fish, dry, unsalted "	265	506	490	629	566	9,309	16,407	10,125	20,137	15,336
FRUITS AND VEGETABLES Value	—	—	—	—	—	18,828	31,127	28,977	12,682	18,720
FURNITURE AND CABINETWARE "	—	—	—	—	—	1,970	3,740	6,803	6,330	1,060
GLASS AND GLASSWARE "	—	—	—	—	—	3,975	1,300	1,985	655	1,360
GRAIN, PULSE AND FLOUR—										
Pulse Tons	436	271	308	366	419	1,08,520	90,416	1,05,204	1,08,567	1,10,007
Rice, not in the husk "	8,008	7,290	7,987	9,189	7,575	16,25,161	14,47,872	15,72,325	14,79,945	9,74,649
Wheat flour "	190	211	245	204	212	50,137	55,536	58,794	48,029	44,965
Other sorts "	42	31	39	51	68	10,338	7,839	11,439	13,812	16,302
Total Grain, Pulse and Flour "	8,675	7,803	8,579	9,810	8,274	17,89,656	16,01,603	17,48,262	16,50,344	11,45,923

No. 13—continued

PORTUGUESE EAST AFRICA—continued

EXPORTS THERE TO—continued

INDIAN MERCHANDISE—continued

ARTICLES	QUANTITY					VALUE				
	1927-28	1928-29	1929-30	1930-31	1931-32	1927-28	1928-29	1929-30	1930-31	1931-32
HARDWARE AND CUTLERY (including PLATED WARE) Value	—	—	—	—	—	R 42,000	R 33,437	R 35,388	R 27,066	R 14,789
INSTRUMENTS, APPARATUS AND APPLIANCES AND PARTS THEREOF "	—	—	—	—	—	3,825	1,220	2,550	19,181	15,567
KAPOK Cwts.	686	323	567	572	206	37,039	14,277	25,758	22,173	6,727
LAC "	125	223	233	195	221	17,592	27,216	25,793	12,197	10,005
LEATHER—Manufactures (excluding boots and shoes) Value	—	—	—	—	—	24,793	13,015	27,475	15,360	22,425
METALS AND ORES—Brass, bronze and similar alloys, wrought Cwts.	93	100	109	108	103	15,356	15,723	15,140	14,644	13,321
Iron or Steel Tons	59	60	77	56	2	5,290	6,590	9,704	3,435	714
Others "	2	2	2	3	4	5,580	6,250	6,051	6,950	4,635
Total Metals and Ores "	65	67	84	64	11	26,526	23,563	20,895	25,029	19,020
OILS—										
Vegetable, non-essential—Castor Gals.	2,442	1,789	3,032	3,130	360	4,275	3,037	5,544	4,508	459
Ground nut "	—	187	1,779	—	15	—	800	7,400	—	30
Other sorts "	287	520	166	303	206	575	958	471	1,312	564
Total Vegetable, non-essential "	2,729	2,496	5,027	3,433	581	4,850	4,795	13,415	5,818	1,053
Other kinds "	627	77	36	44	3	1,373	496	410	800	150
Total Oils "	3,356	2,573	5,063	3,527	584	6,223	5,291	13,825	6,618	1,203
PARAFFIN WAX Tons	5,496	3,004	2,593	5,353	3,626	32,51,392	19,05,015	15,04,731	34,46,475	18,68,054
PERFUMERY (not being perfumed spirits) Value	—	—	—	—	—	5,221	4,663	5,365	4,303	4,464
PROVISIONS AND OIL-MAN'S STORES—										
Butter Cwts.	17	20	44	12	31	2,795	2,135	5,380	1,250	3,670
Ghi "	393	153	253	167	234	37,607	17,232	31,430	20,004	27,903
Other sorts of provisions Value	—	—	—	—	—	8,132	3,024	11,115	9,765	6,723
Total Provisions and Oilman's stores "	—	—	—	—	—	48,534	27,421	47,925	31,019	38,299
SEEDS Tons	140	139	109	50	57	34,330	93,304	33,126	57,939	43,029
SPICES Cwts.	426	1,166	433	359	305	23,530	1,15,115	23,361	21,033	16,314
STATIONERY Value	—	—	—	—	—	4,697	4,737	5,054	3,025	2,175
SUGAR Tons	23	24	13	16	19	11,074	11,615	9,409	8,923	8,114
TBA, BLACK Lbs.	67,433	73,361	117,466	48,351	53,399	64,559	60,470	39,307	35,533	41,501
TEXTILES—										
Cotton—Waste Cwts.	1,397	512	2,033	1,709	1,970	39,943	14,595	65,157	44,119	34,966
Twist and yarn Lbs.	800	36,600	117,200	170,606	93,658	800	13,262	60,199	33,340	31,920
Manufactures—										
Hosiery Value	—	—	—	—	—	4,900	4,650	5,335	4,125	3,174
Piecegoods—										
Grey (unbleached) Yards	4,517,775	2,230,220	2,330,200	2,205,450	1,900,300	13,73,531	7,01,656	6,63,371	6,31,552	4,35,050
White (bleached) "	73,341	57,877	120,810	37,105	6,062	29,119	13,977	34,357	12,060	1,333
Coloured, printed, or dyed "	5,953,995	5,336,603	5,376,043	4,377,071	4,225,055	15,22,630	12,53,965	11,45,190	9,31,612	3,36,659
Total Piecegoods "	10,560,111	7,674,702	7,877,053	6,619,626	6,131,317	29,25,330	19,74,598	18,43,918	15,75,224	13,24,147
Thread, sewing Lbs.	57,951	37,735	33,934	23,362	23,629	72,624	61,320	43,003	36,350	23,500
Other sorts of manufactures Value	—	—	—	—	—	1,93,254	39,451	71,996	43,713	65,335
Total Cotton manufactures (including twist and yarn) "	—	—	—	—	—	32,01,908	21,43,781	20,24,721	17,43,052	14,51,036

No. 13—continued
 PORTUGUESE EAST AFRICA—continued
 EXPORTS THERETO—continued

INDIAN MERCHANDISE—concluded

ARTICLES	QUANTITY					VALUE				
	1927-28	1928-29	1929-30	1930-31	1931-32	1927-28	1928-29	1929-30	1930-31	1931-32
TEXTILES—continued						R	R	R	R	R
Flax Manufactures . . Value	—	—	—	—	—	8,250	90	61
Haberdashery and Millinery "	—	—	—	—	—	18,025	17,738	32,260	24,969	14,951
Jute—										
Twist and yarn . . Lbs.	59,804	184,968	256,928	177,700	266,676	10,439	33,755	55,572	80,901	85,194
Manufactures—										
• Gunny bags . . No.	9,670,246	12,415,236	13,552,036	12,389,315	12,352,892	47,33,957	57,99,192	50,56,663	37,15,444	32,87,811
• " cloth . . Yards	1,764,250	1,249,800	1,891,300	914,000	985,150	4,60,695	3,13,885	3,07,178	1,38,492	1,13,821
• Rope and twine . . Cwts.	4,279	2,971	2,268	2,703	2,497	1,00,288	71,045	56,662	58,605	41,741
Other kinds . . Value	—	—	—	—	—	..	200	7,855	1,065	..
Total Jute manufactures (including Twist and yarn) "	—	—	—	—	—	58,05,429	62,18,077	54,84,125	39,39,507	34,78,551
Wool—										
Manufactures—										
• Carpets and rugs . . Lbs.	3,177	7,152	2,603	2,012	1,389	6,240	7,183	3,540	2,234	2,37
Other textiles—										
• Manufactured . . Value	—	—	—	—	—	5,285
UMBRELLAS (including PARASOLS AND SUNSHADES) No.	4,524	11,372	10,859	3,904	1,894	11,150	19,245	20,629	5,850	2,521
WOOD AND TIMBER—										
Timber other than railway sleepers—										
• Teak wood . . Cubic Tons	2,746	2,306	1,430	424	488	8,39,081	6,09,995	3,85,831	1,12,700	1,28,751
POSTAL ARTICLES . . Value	—	—	—	—	—	87,671	94,029	66,334	53,171	35,67
ALL OTHER ARTICLES OF MERCHANDISE . . "	—	—	—	—	—	37,619	44,480	46,191	61,159	46,561
GRAND TOTAL . . "	—	—	—	—	—	1,53,04,495	1,33,13,416	1,21,71,389	1,15,55,264	86,88,851

FOREIGN MERCHANDISE

ARTICLES	QUANTITY					VALUE				
	1927-28	1928-29	1929-30	1930-31	1931-32	1927-28	1928-29	1929-30	1930-31	1931-32
						R	R	R	R	R
APPAREL (including DRAPERY, UNIFORM, ACCOUTREMENTS BUT excluding HOSIERY AND BOOTS AND SHOS) . . Value	—	—	—	—	—	6,721	8,635	11,172	10,666	12,361
COAL AND COKE . . Tons	1,440	40,840
CORDAGE AND ROPE OF VEGETABLE FIBRE (excluding JUTE AND COTTON). . Cwts.	91	105	15	41	4	2,889	6,579	912	3,847	199
CUTLERY . . Value	—	—	—	—	—	24,082	29,226	22,647	22,426	14,441
EARTHENWARE AND PORCELAIN (including PIPES OF EARTHENWARE). "	—	—	—	—	—	8,238	6,658	3,392	4,800	3,149
FISH (excluding CANNED FISH) FISH, DRY, (SALTED AND UNREALIZED) . . Cwts.	108	5,750
FRUITS AND VEGETABLES . Value	—	—	—	—	—	10,402	10,495	9,997	6,703	6,424
GLASS AND GLASSWARE—										
• Beads and false pearls . Cwts.	54	128	74	36	35	3,454	3,069	3,703	2,315	1,720
• Other Glassware . . Value	—	—	—	—	—	9,511	6,371	6,302	5,831	5,357
Total Glass and Glassware "	—	—	—	—	—	12,965	14,440	10,010	8,046	7,077

No. 13—continued

PORTUGUESE EAST AFRICA—continued

EXPORTS THERE TO—continued

FOREIGN MERCHANDISE—continued

ARTICLES	QUANTITY					VALUE				
	1927-28	1928-29	1929-30	1930-31	1931-32	1927-28	1928-29	1929-30	1930-31	1931-32
GUMS AND RESINS . . . Owts.	140	194	178	64	87	5,550	6,995	3,976	1,909	3,139
HARDWARE (excluding CUTLERY AND ALUMINO- PLATED WARE) . . . Value	—	—	—	—	—	13,194	18,626	12,210	10,951	4,454
LEATHER MANUFACTURES (excluding boots and shoes) . . .	—	—	—	—	—	10,370	3,878	1,990	1,729	700
MACHINERY AND MILLWORK . . .	—	—	—	—	—	4,442	2,827	15,675	13,255	979
MATCHES . . . Gross of boxes	18,650	7,600	5,200	..	250	39,280	14,200	10,400	..	400
MATS AND MATTING . . . Sq. Yds.	5,652	2,850	2,954	2,024	2,425	6,800	3,850	2,051	1,931	1,131
METALS AND ORBS . . . Tons	5	22	18	26	1	3,273	3,050	3,764	11,455	3,402
OILS . . . Gals.	13,282	172	17,259	275	273	23,327	407	9,508	840	350
PAINTS AND COLOURS . . . Owts.	43	58	69	103	102	6,704	6,600	5,756	7,720	6,083
STATIONERY (excluding PAPER) . . . Value	—	—	—	—	—	17,574	9,780	12,376	10,621	12,367
SUGAR—										
16 Dutch Standard and above . . . Tons	30	72	17	—	—	7,282	19,129	5,413	—	—
TEXTILES—										
Cotton—										
Manufactures—										
Hosiery . . . Value	—	—	—	—	—	25,943	17,929	13,515	8,080	4,985
Piecegoods—										
Grey (unbleached) . . . Yards	1,175,630	680,314	611,934	151,729	62,980	3,49,663	1,92,463	1,69,743	46,595	15,556
White (bleached) . . .	70,841	71,589	21,050	23,226	20,800	30,245	31,662	10,241	10,885	5,490
Coloured, printed, or dyed . . .	457,041	244,056	297,702	76,076	76,693	1,60,454	76,586	82,217	22,325	26,626
Total Piecegoods . . .	1,703,512	995,959	930,686	256,031	1,60,473	5,40,362	3,00,716	2,62,266	80,305	47,671
Thread, sewing . . . Lbs.	14,130	3,323	9,508	6,287	6,252	23,462	20,333	13,909	10,450	10,461
Other sorts of manufac- tures . . . Value	—	—	—	—	—	1,595	13	2,820	3,932	402
Total Cotton manufactures (including twist and yarn) . . .	—	—	—	—	—	5,91,367	3,39,104	2,92,540	1,07,767	63,519

PORTUGUESE EAST AFRICA
MADAGASCAR

(532)

No. 13—continued

PORTUGUESE EAST AFRICA—concluded
EXPORTS THERETO—concluded

FOREIGN MERCHANDISE—concluded

ARTICLES	QUANTITY					VALUE				
	1927-28	1928-29	1929-30	1930-31	1931-32	1927-28	1928-29	1929-30	1930-31	1931-32
TEXTILES—continued						R	R	R	R	R
Haberdashery and Millinery . . . Value	—	—	—	—	—	35,655	17,955	19,106	22,332	21,845
Silk—										
Manufactures—										
Piecegoods . . . Yards	3,754	600	637	5,472	800	650
Wool—										
Manufactures—										
Piecegoods . . . "	567	..	3,466	600	2,148	1,265	..	8,260	700	6,070
Other sorts . . . Value	—	—	—	—	—	5,167	3,162	1,006	4,908	701
Total Woolen manufactures ..	—	—	—	—	—	6,432	3,162	9,266	5,608	6,771
Other Textiles, manufactured ..	—	—	—	—	—	33,315	15,720	21,055	12,330	15,495
UMBRELLAS (including PARASOLS AND SUN-SHADES) . . . No.	13,200	29,180	13,852	18,872	6,204	25,200	38,940	17,058	20,110	6,300
VEHICLES, (excluding LOCOMOTIVES, ENG., FOR RAILWAYS) . . . Value	—	—	—	—	—	4,804	2,867	4,140	1,300	2,533
POSTAL ARTICLES . . . "	—	—	—	—	—	10,575	9,427	10,726	11,880	11,533
ALL OTHER ARTICLES OF MERCHANDISE . . . "	—	—	—	—	—	43,186	41,934	41,151	28,779	39,306
GRAND TOTAL . . . "	—	—	—	—	—	10,05,319	6,40,277	5,68,230	3,26,305	2,47,648
GRAND TOTAL OF INDIAN AND FOREIGN MERCHANDISE . . . "	—	—	—	—	—	1,63,09,814	1,39,53,693	1,27,30,669	1,18,83,069	89,36,399

MADAGASCAR
IMPORTS THEREFROM

ARTICLES	QUANTITY					VALUE				
	1927-28	1928-29	1929-30	1930-31	1931-32	1927-28	1928-29	1929-30	1930-31	1931-32
Mica Cwts.	293	..	400	R	R	R	R	R
Spices "	40	342	..	193	98	28,465	..	17,489
WOOD AND TIMBER . . . Value	—	—	—	—	—	1,908	29,867	1	11,010	4,490
POSTAL ARTICLES NOT SPECIFIED . . . "	—	—	—	—	—	17,375	12,346	..	2,503	20,578
ALL OTHER ARTICLES OF MERCHANDISE . . . "	—	—	—	—	—	1,952	7,750	3,665	2,126	1,335
GRAND TOTAL . . . "	—	—	—	—	—	3,597	2,139	4,037	3,273	1,652
GRAND TOTAL . . . "	—	—	—	—	—	51,292	53,092	25,242	18,912	28,055

EXPORTS THERETO

INDIAN MERCHANDISE

ARTICLES	QUANTITY					VALUE				
	1927-28	1928-29	1929-30	1930-31	1931-32	1927-28	1928-29	1929-30	1930-31	1931-32
GRAIN, PULSES AND FLOUR—						R	R	R	R	R
Pulse Tons	21	32	25	12	1	2,837	7,044	5,205	2,383	267
PROVISIONS AND OILMAN'S STORES Value	—	—	—	—	—	6,554	1,470	..	3,305	3,000
SEEDS Cwts.	4	9	3,203	6,175	75	570	230
TEXTILES—										
Jute—										
Manufactures—										
Gunny bags No.	1,560,325	2,101,300	2,161,125	1,336,300	1,051,600	6,50,926	8,35,587	8,16,077	3,92,769	2,50,049
" cloth Yards	150,000	46,000	2,000	115,000	..	24,000	18,480	254	15,300	..
UMBRELLAS AND UMBRELLA FITTINGS—										
Umbrellas Complete (including parasols and sun-shades) . No.	..	3,000	3,600	5,000	5,000
ALL OTHER ARTICLES OF MERCHANDISE . . . Value	—	—	—	—	—	11,611	34,057	6,163	17,524	4,249
GRAND TOTAL . . . "	—	—	—	—	—	6,99,130	9,52,813	8,32,874	4,31,871	2,66,828

No. 13—continued
MADAGASCAR—continued
EXPORTS THERE TO—continued

FOREIGN MERCHANDISE.

ARTICLES	QUANTITY					VALUE				
	1927-28	1928-29	1929-30	1930-31	1931-32	1927-28	1928-29	1929-30	1930-31	1931-32
						R	R	R	R	R
TOTAL VALUE	—	—	—	—	—	6,002	3,912	2,950	3,082	760
GRAND TOTAL OF INDIAN AND FOREIGN MERCHANDISE . Value	—	—	—	—	—	7,05,182	9,56,725	8,35,824	4,34,933	2,66,578

RÉUNION
IMPORTS THEREFROM

ARTICLES	QUANTITY					VALUE				
	1927-28	1928-29	1929-30	1930-31	1931-32	1927-28	1928-29	1929-30	1930-31	1931-32
						R	R	R	R	R
TOTAL VALUE	—	—	—	—	—	..	122	170	166	57

EXPORTS THERE TO

INDIAN MERCHANDISE

ARTICLES	QUANTITY					VALUE				
	1927-28	1928-29	1929-30	1930-31	1931-32	1927-28	1928-29	1929-30	1930-31	1931-32
						R	R	R	R	R
Fish (excluding CANNED FISH) . Cwts.	..	168	15	124	10	..	7,160	450	4,375	400
GRAIN, PULSE AND FLOUR . Tons	67	202	57	128	75	18,689	62,883	15,245	31,278	12,985
TEXTILES—										
Jute—										
Manufactures—										
Gunny bags . . No.	251,400	510,200	..	166,400	..	1,13,813	2,56,099	..	57,748	..
ALL OTHER ARTICLES OF MERCHANDISE . Value	—	—	—	—	—	8,322	16,425	4,180	8,147	2,720
GRAND TOTAL . .	—	—	—	—	—	1,40,824	3,42,597	19,875	1,01,548	16,105

FOREIGN MERCHANDISE

ARTICLES	QUANTITY					VALUE				
	1927-28	1928-29	1929-30	1930-31	1931-32	1927-28	1928-29	1929-30	1930-31	1931-32
						R	R	R	R	R
TOTAL VALUE	—	—	—	—	—	1,925	5,440	3,646	2,463	1,342
GRAND TOTAL OF INDIAN AND FOREIGN MERCHANDISE . Value	—	—	—	—	—	1,42,749	3,48,097	23,521	1,04,098	17,447

ZANZIBAR AND PEMBA
IMPORTS THEREFROM

ARTICLES	QUANTITY					VALUE				
	1927-28	1928-29	1929-30	1930-31	1931-32	1927-28	1928-29	1929-30	1930-31	1931-32
						R	R	R	R	R
GUMS AND RESINS . Cwts.	251	148	195	277	134	12,617	4,860	8,916	5,631	3,667

ZANZIBAR AND PEMBA—continued

IMPORTS THEREFROM—continued

ARTICLES	QUANTITY					VALUE				
	1927-28	1928-29	1929-30	1930-31	1931-32	1927-28	1928-29	1929-30	1930-31	1931-32
INSTRUMENTS, APPARATUS, AND APPLIANCES AND PARTS THEREOF— Photographic— Cinematograph films Length in feet	90,165	27,367	20,388	24,372	309	10,036	2,500	2,250	6,555	50
Other kinds of Instru- ments . . . Value	—	—	—	—	—	25	1,034	..	893	..
Total Instruments, etc. "	—	—	—	—	—	10,061	3,534	2,250	7,758	50
IVORY— Unmanufactured . . . Lbs.	23,013	11,171	13,481	10,557	9,554	1,56,539	72,866	83,343	64,106	49,080
METAL (excluding ORES) . Tons	156	62	16	88	37	24,362	12,774	9,419	7,212	4,463
PROVISIONS AND OILMAN'S STORES (including FISH AND FRUITS AND VEGETABLES, CANNED OR BOTTLED)— Milk, condensed and pro- cessed including Milk cream . . . Cwts.	284	169	407	352	65	19,196	11,061	25,301	22,149	3,764
Other sorts of provisions Value	—	—	—	—	—	4,476	848	1,148	3,306	1,401
Total Provisions and Oilman's stores . . "	—	—	—	—	—	23,672	11,909	26,449	25,455	5,171
SHELLS AND COWRIES— Tortoise-shell (includ- ing nakhia or nah) Lbs.	5,389	6,129	5,073	5,958	6,535	10,563	13,445	13,732	12,775	11,52
SPICES— Cloves . . . Cwts.	68,945	51,244	67,479	49,011	65,514	37,86,434	31,20,275	43,65,501	32,92,773	39,70,08
Pepper . . . "	82	122	88	150	72	7,220	12,205	6,640	11,485	4,47
Other sorts . . . "	412	66	64	118	49	5,906	1,052	1,003	4,632	1,84
Total Spices . . . "	69,439	51,432	67,631	49,279	65,635	37,98,660	31,38,532	43,73,144	38,08,690	39,76,40
TEXTILES— Cotton— Raw . . . Tons	8	..	17	13,750	..	20,000
Toilet requisites . . . Value	—	—	—	—	—	1,110	370	83	5	37,21
PORELA ARTICLES NOT SPECIFIED . . . "	—	—	—	—	—	11,658	8,389	3,911	4,106	7,08
ALL OTHER ARTICLES OF MERCHANDISE . . . "	—	—	—	—	—	56,427	50,037	28,814	34,524	37,63
GRAND TOTAL . . . "	—	—	—	—	—	41,21,719	38,11,736	45,65,061	34,70,457	41,33,26

EXPORTS THERETO

INDIAN MERCHANDISE

ARTICLES	QUANTITY					VALUE				
	1927-28	1928-29	1929-30	1930-31	1931-32	1927-28	1928-29	1929-30	1930-31	1931-32
APPAREL (including DRAPERY, UNIFORMS, ACCOUTREMENTS, BUT excluding HOSIERY AND BOOTS AND SHOES) Value	—	—	—	—	—	10,750	7,275	9,180	2,530	1,115
BOOKS, PRINTED, AND PRINT- ED MATTER (not being STATIONERY), including MAPS AND CHARTS . . . Cwts.	91	95	121	76	56	17,255	22,020	37,778	25,733	18,974
BOOTS AND SHOES . . . Pairs	13,727	15,420	15,106	11,050	21,073	18,940	23,235	22,090	15,590	23,741
BUILDING AND ENGIN- ERING MATERIALS other than of IRON, STEEL OR WOOD . . . Value	—	—	—	—	—	1,156	7,130	2,310	3,132	1,020
CANDLES OF ALL KINDS . Lbs.	93,789	57,702	55,312	24,036	55,638	27,854	16,289	16,637	6,755	15,661
COIR— Manufactured (excluding rope) . . . Tons	28	36	30	31	18	8,171	13,420	11,254	12,190	5,713
DRUGS AND MEDICINES (excluding CHEMICALS AND NARCOTICS) . . . Value	—	—	—	—	—	16,895	12,807	17,575	16,580	13,278

No. 13—continued
ZANZIBAR AND PEMBA—continued
EXPORTS THERE TO—continued

INDIAN MERCHANDISE—continued

ARTICLES	QUANTITY					VALUE				
	1927-28	1928-29	1929-30	1930-31	1931-32	1927-28	1928-29	1929-30	1930-31	1931-32
DYEING AND TANNING SUBSTANCES—						R	R	R	R	R
Turmeric Cwts.	722	646	714	588	585	21,627	21,152	25,712	20,844	16,008
Other sorts "	25	12	..	23	..	750	265	..	108	..
Total Dyeing and Tanning substances "	747	658	714	611	585	22,377	21,417	25,712	20,952	16,008
FRUITS AND VEGETABLES—										
Fresh Fruits and Vegetables Value	—	—	—	—	—	50,162	44,247	43,220	36,515	40,429
Other sorts "	—	—	—	—	—	12,980	14,379	14,745	8,848	10,754
Total Fruits and Vegetables "	—	—	—	—	—	63,142	58,626	57,965	45,363	51,183
FURNITURE AND CABINET-WARE "	—	—	—	—	—	7,655	4,858	2,647	2,555	1,400
GRAIN, PULSE AND FLOUR—										
Jowar and bajra Tons	82	63	88	100	101	21,282	16,749	23,324	26,005	23,252
Pulse—										
Beans "	106	105	83	12	32	27,123	56,782	9,201	2,376	7,463
Gram "	138	113	130	105	99	39,119	30,838	31,835	23,533	24,463
Lentils "	225	150	193	145	75	60,041	41,448	51,403	37,178	18,102
Other sorts "	219	154	210	83	131	49,685	42,912	39,817	22,525	31,171
Total Pulse "	718	522	566	345	337	1,75,968	1,41,930	1,32,846	90,612	81,204
Rice not in the husk "	19,148	11,737	16,258	13,002	14,091	32,32,310	18,19,504	23,28,862	15,41,225	11,47,429
Wheat "	301	270	261	262	291	83,790	75,195	71,637	72,544	74,672
" flour "	3,095	2,684	3,133	2,953	2,743	7,05,438	6,47,132	7,66,167	6,18,402	5,29,186
Other sorts "	10	27	103	12	13	2,619	5,265	11,582	3,121	3,363
Total Grain, Pulse and Flour "	23,344	15,303	20,409	16,674	17,536	42,21,477	27,05,825	33,28,918	23,51,909	16,59,406
HARDWARE AND CUTLERY, including PLATED WARE Value	—	—	—	—	—	28,742	14,508	16,617	8,609	8,616
INSTRUMENTS, APPARATUS, AND APPLIANCES AND PARTS THEREOF "	—	—	—	—	—	49,805	22,050	25,300	6,765	3,846
LEATHER—										
Hides and Skins, tanned or dressed Tons	7	8	6	4	3	21,376	20,619	13,724	21,193	11,002
Unwrought Cwts.	35	34	33	24	27	4,940	7,595	8,012	4,522	4,003
Leather manufactures (excluding boots and shoes and belting for machinery) Value	—	—	—	—	—	2,460	3,870	9,025	925	1,835
METALS AND ORES—										
Brass, Bronze, and other similar alloys, wrought Cwts.	83	94	80	56	50	11,959	13,170	11,931	7,309	5,773
Copper, wrought "	30	40	38	21	33	3,100	3,615	3,920	2,075	2,707
Iron or Steel Tons	32	24	16	16	13	13,830	11,450	6,805	6,415	6,280
Others Cwts.	75	70	233	88	20	12,150	11,925	40,600	11,318	2,910
Total Metals and Ores Tons	41	34	34	24	23	41,039	40,190	63,306	27,617	17,675
PROVISIONS AND OILMAN'S STORES—										
Butter Cwts.	220	265	251	197	189	29,278	36,221	32,667	25,363	22,895
Ghi "	168	165	117	103	126	20,038	18,928	11,689	11,072	12,153
Other sorts of provisions Value	—	—	—	—	—	9,164	10,775	13,320	12,257	12,107
Total Provisions and Oilman's Stores "	—	—	—	—	—	58,475	65,924	57,676	48,692	47,155
SEEDS—										
Oil-seeds—										
Essential—										
Coriander Tons	16	17	13	14	12	11,259	12,054	9,678	9,900	6,422
Cummin (other than black) "	39	44	43	37	19	41,679	43,310	43,230	34,785	14,565
Other sorts "	7	8	4	5	2	6,290	5,455	5,240	4,364	4,331
Total Seeds, Essential "	62	64	60	56	33	59,228	61,319	58,148	49,549	25,318
Seeds, Non-essential "	16	8	2	1	2	6,640	2,942	1,945	2,020	1,605
Other than oilseeds "	255	350	235	235	270
Total Seeds "	78	72	62	57	35	66,123	64,611	60,328	51,804	27,193

ZANZIBAR AND PEMBA—continued

EXPORTS THERETO—continued

INDIAN MERCHANDISE—concluded

ARTICLES	QUANTITY					VALUE				
	1927-28	1928-29	1929-30	1930-31	1931-32	1927-28	1928-29	1929-30	1930-31	1931-32
SPICES—						R	₹	R	R	R
Betelnuts . . . Cwts.	79	58	43	44	43	5,132	3,326	3,570	3,025	2,445
Cardamoms . . . "	38	20	22	25	26	7,095	3,800	4,635	5,700	4,470
Ginger . . . "	525	204	449	430	480	24,592	14,298	21,307	23,853	18,452
Pepper . . . "	250	175	333	179	155	18,775	14,255	24,992	11,315	10,180
Other sorts . . . "	54	66	58	49	56	2,038	2,040	2,160	2,098	2,095
Total Spices . . . "	946	603	905	777	760	57,632	37,719	56,714	46,491	35,592
STATIONERY (excluding PAPER) Value	—	—	—	—	—	4,825	3,555	9,495	7,475	5,445
SUGAR—										
Sugar, 16 Dutch standard and above . . Tons	12	6	..	—	—	7,305	3,743	670	—	—
Other kinds . . . "	19	18	18	14	15	12,038	10,877	11,367	10,350	8,764
Total Sugar . . . "	31	24	18	14	15	19,343	14,620	12,037	10,350	8,764
TEA—										
Black . . . Lbs.	54,616	71,948	71,220	41,141	56,058	48,378	57,415	52,264	32,638	31,167
TEXTILES—										
Cotton—										
Twist and yarn . . . "	38,001	43,100	36,924	69,459	43,524	41,780	44,650	79,025	53,350	33,840
Manufactures— Handkerchiefs and shawls in the piece No.	25,200	9,740	..	4,000	..	10,950	2,800	..	1,000	..
Hosiery . . . Value	—	—	—	—	—	3,400	1,600	2,400	775	1,100
Piece goods— Grey (unbleached) . Yards	1,456,320	1,152,353	1,194,204	641,310	4,12,090	4,73,906	3,31,584	3,50,026	1,94,929	1,28,775
White (bleached) . . "	47,400	43,778	7,300	9,960	4,320	17,600	15,631	2,940	2,550	2,300
Coloured, printed, or dyed . . . "	3,445,786	2,460,495	3,566,204	2,498,423	2,006,115	9,56,374	6,12,195	8,56,247	5,35,246	3,89,009
Total Piece goods . . . "	4,949,506	3,657,131	4,763,008	3,149,693	2,423,425	14,47,880	9,59,410	12,09,213	7,32,725	5,20,084
Thread, sewing . . . Lbs.	7,666	4,912	3,298	4,842	5,098	8,540	5,555	9,150	5,175	5,730
Other sorts of man- ufactures . . . Value	—	—	—	—	—	22,095	30,745	10,575	7,423	7,775
Total Cotton manufac- tures (including twist and yarn) . . . "	—	—	—	—	—	15,34,645	10,44,770	13,10,363	8,00,448	5,63,529
Haberdashery and Mill- inery . . . "	—	—	—	—	—	23,770	11,070	21,112	19,830	17,570
Jute—										
Manufactures— Gunny bags . . . No.	465,675	316,700	397,250	440,950	313,350	2,37,300	1,69,136	1,57,008	1,48,437	94,060
Gunny cloth . . . Yards	170,000	181,000	107,100	51,000	34,000	42,650	41,250	24,575	11,037	7,950
Rope and twine . . Cwts.	304	134	314	220	291	7,356	5,233	7,391	5,593	5,850
Others . . . "	..	12	2	..	365	200	..	100
Total Jute manufactures (including Twist and yarn) Value	—	—	—	—	—	2,37,306	2,16,034	1,89,674	1,65,072	1,07,960
TOBACCO . . . Lbs.	5,648	4,321	4,033	7,652	9,530	7,791	5,342	3,350	6,395	6,230
UMBRELLAS (including PARASOLS AND SUNSHADES) No.	2,200	3,034	1,596	144	120	5,300	6,050	2,585	360	250
WOOD AND TIMBER—										
Timber, other than Railway Sleepers— Teak wood . . . Cubic Tons	219	203	143	130	147	39,416	57,675	32,201	41,816	26,304
Other kinds of wood and timber . . . Value	—	—	—	—	—	9,519	10,452	9,377	6,165	4,348
Total Wood and Timber . . . "	—	—	—	—	—	48,935	68,127	41,578	47,981	30,652
POSTAL ARTICLES . . . "	—	—	—	—	—	3,24,029	1,64,771	1,13,035	91,177	1,10,406
ALL OTHER ARTICLES OF MERCHANDISE . . . "	—	—	—	—	—	33,103	33,163	34,146	39,455	33,985
GRAND TOTAL . . . "	—	—	—	—	—	70,34,175	47,99,905	56,31,977	39,43,231	30,90,629

No. 13—continued

ZANZIBAR AND PEMBA—continued

EXPORTS THEREOF—continued

FOREIGN MERCHANDISE

ARTICLES	QUANTITY					VALUE				
	1927-28	1928-29	1929-30	1930-31	1931-32	1927-28	1928-29	1929-30	1930-31	1931-32
APPAREL, (including DRAPEERY, UNIFORMS AND ACCOUTREMENTS, BUT excluding HOSIERY AND BOOTS AND SHOES) . Value	—	—	—	—	—	5,568	11,584	5,571	1,650	290
CUTLERY	—	—	—	—	—	8,280	4,900	15,450	2,980	3,770
DRUGS AND MEDICINES (excluding CHEMICALS AND NARCOTICS)	—	—	—	—	—	4,354	2,336	4,525	3,198	4,682
DYING AND TANNING SUBSTANCES	—	—	—	—	—	8,737	10,908	6,555	2,698	1,280
FIREWORKS	—	—	—	—	—	6,865	2,107	1,575	140	73
FRUITS AND VEGE- TABLES	—	—	—	—	—	30,113	31,065	32,780	24,846	23,310
GLASS AND GLASSWARE	—	—	—	—	—	7,684	7,518	6,110	4,296	2,155
GUMS AND RESINS Cwts.	156	55	84	47	54	5,392	2,249	3,030	1,710	1,565
HARDWARE (excluding CUTLERY AND ELECTRO- PLATED WARE) Value	—	—	—	—	—	23,189	23,504	20,909	14,780	10,418
INSTRUMENTS, APPARATUS, AND APPLIANCES, AND PARTS THEREOF	—	—	—	—	—	1,450	3,190	1,159	7,655	9,531
MACHINERY AND MILLWORK	—	—	—	—	—	13,920	1,500	3,534	490	—
MATCHES { Gross { of Boxes	525	7,598	500	—	1,600	1,100	15,198	1,000	—	1,750
METALS AND ORES— Brass, bronze, etc: Cwts.	15	22	38	26	6	1,550	2,350	3,035	2,300	550
Iron or steel Tons	12	51	9	14	8	8,065	16,211	8,782	2,945	2,540
Others	2	3	8	4	8	6,705	5,085	14,155	7,833	17,658
TOTAL METALS AND ORES	15	55	18	19	16	16,320	23,596	20,972	13,078	20,743
PAPER AND PASTEBOARD Value	—	—	—	—	—	12,336	3,206	6,757	5,025	3,487
PERFUMERY (not being per- fumed spirits)	—	—	—	—	—	2,435	4,405	4,668	12,910	2,396
SPICES	99	122	59	34	63	3,159	5,912	2,665	6,045	4,452
STATIONERY (excluding PAPER) Value	—	—	—	—	—	7,906	6,506	4,017	3,484	2,010
SUGAR Tons	1,129	842	1,606	638	1,019	3,28,267	2,48,646	4,16,037	1,44,924	2,25,995
TEXTILES— Cotton—										
Twist and yarn Lbs.	1,600	1,400	600	112	..	2,037	2,460	1,050	150	..
Manufactures— Hosiery Value	—	—	—	—	—	23,698	7,710	20,018	2,160	1,105
Piece goods— Grey (unbleached) Yards	272,200	152,900	61,900	12,600	18,800	80,421	45,465	16,490	4,050	7,147
White (bleached)	46,637	15,100	73,988	65,484	17,753	16,125	5,505	26,985	23,870	6,035
Coloured, printed, or dyed	162,683	142,318	186,637	36,498	41,832	61,415	47,994	65,415	12,085	13,010
Remts of all de- scriptions	—	—	1,436	—	—	—	—	600	—	—
Total Piece goods	480,570	310,318	334,011	115,492	78,385	1,57,961	98,964	1,00,470	40,005	23,192
Thread, sewing Lbs.	2,460	2,351	3,074	1,904	2,184	3,730	4,035	5,200	2,900	2,150
Other sorts of manufac- tures Value	—	—	—	—	—	—	1,443	—	240	53
Total Cotton manu- factures (including Twist and yarn)	—	—	—	—	—	1,37,423	1,14,612	1,35,733	45,455	29,500

ZANZIBAR AND PEMBA—concluded

EXPORTS THERE TO—concluded

FOREIGN MERCHANDISE—continued

ARTICLES	QUANTITY					VALUE				
	1927-28	1928-29	1929-30	1930-31	1931-32	1927-28	1928-29	1929-30	1930-31	1931-32
TEXTILES—continued						R	R	R	R	R
Haberdaabery and Millinery . . . Value	—	—	—	—	—	10,230	17,890	15,360	14,695	14,260
Wool—										
Manufactures . . . "	—	—	—	—	—	11,080	8,736	14,665	5,265	2,760
Other Textiles—										
Manufactured . . . "	—	—	—	—	—	35,555	19,965	59,885	20,688	5,085
UMBRELLAS (including PARASOLS AND SUNSHADES) No.	4,872	7,008	780	876	..	7,000	10,545	950	1,100	..
VEHICLES (excluding LOCOMOTIVES, ETC., FOR RAILWAYS) . . . Value	—	—	—	—	—	1,550	2,240	5,600	5,317	11,085
POSTAL ARTICLES . . . "	—	—	—	—	—	49,666	48,928	30,468	25,494	26,261
ALL OTHER ARTICLES OF MERCHANDISE . . . "	—	—	—	—	—	22,804	23,865	24,247	19,400	21,331
GRAND TOTAL ..	—	—	—	—	—	8,20,950	6,49,861	8,44,282	3,87,602	4,28,041
GRAND TOTAL OF INDIAN AND FOREIGN MERCHANDISE . . . "	—	—	—	—	—	79,05,125	54,49,766	64,76,259	43,80,888	35,18,661

KENYA COLONY

IMPORTS THEREFROM

ARTICLES	QUANTITY					VALUE				
	1927-28	1928-29	1929-30	1930-31	1931-32	1927-28	1928-29	1929-30	1930-31	1931-32
APPAREL (excluding HOSIERY AND BOOTS AND SHOES) . Value	—	—	—	—	—	R	R	R	R	R
	—	—	—	—	—	6,018	64,475	7,908	10,573	12,093
ARMS, AMMUNITION AND MILITARY STORES . . . "	—	—	—	—	—	13,594	3,548	4,935	4,760	4,525
CHEMICALS AND CHEMICAL PREPARATIONS (excluding CHEMICAL MANURES AND MEDICINES)—										
Soda compounds—										
Sodium carbonate (soda ash and soda crystals) Cwts.	86,720	110,262	123,461	1,01,009	67,097	4,80,304	6,20,189	7,15,042	6,06,992	3,83,038
COFFEE, other than ROASTED OR GROUND . . . "	46	99	108	115	2	4,405	6,890	10,315	9,534	105
DYEING AND TANNING SUBSTANCES . . . Value	—	—	—	—	—	5,332	19,682	3,930	..	12,179
FRUITS AND VEGETABLES—										
Fresh fruits and vegetables ..	—	—	—	—	—	55,046	1,80,642	2,64,251	64,794	89,357
FRUITS AND VEGETABLES, DRIED, SALTED OR PRESERVED, ETC. . . . "	—	—	—	—	—	482	2,688	25,000	26,182	46,566
GRAIN, PULSES, AND FLOUR .Tons	36	2,081	190	51	1	7,950	3,12,302	25,615	8,760	190
HIDES AND SKINS, RAW—										
HIDES, RAW . . . } Tons { =No.	221 =168,763	56 =43,111	73 =30,796	1 =280	7 =2,175	4,94,816	84,713	83,825	1,200	6,900
SKINS, RAW . . . } Tons { =No.	89 =169,948	8 =31,400	52 =92,018	2 =4,526	7 =6,567	1,45,715	20,089	77,348	3,120	7,698
TOTAL HIDES AND SKINS, RAW . . . } Tons { =No.	310 =328,711	64 =74,511	125 =122,814	3 =4,806	14 =8,742	6,40,531	1,04,802	1,61,173	4,320	14,498
IVORY—										
Unmanufactured . . . Lbs.	37,844	13,774	19,776	20,768	20,307	2,51,544	94,288	1,22,101	1,17,135	1,21,898
Jewellery (excluding imitation jewellery, etc.) . Value	—	—	—	—	—	10,666	13,932	5,217	5,815	6,765
METALS (excluding ORES) . Tons	14	21	28	49	39	5,668	7,264	12,008	17,220	13,873
PROVISIONS AND OILMAN'S STORES (including FATS AND FRUITS AND VEGETABLES CANNED OR BOTTLED) . Value	—	—	—	—	—	6,470	8,373	6,822	16,360	9,716

No. 13—continued
KENYA COLONY—continued
IMPORTS THEREFROM—continued

ARTICLES	QUANTITY					VALUE				
	1927-28	1928-29	1929-30	1930-31	1931-32	1927-28	1928-29	1929-30	1930-31	1931-32
						₤	₤	₤	₤	₤
SHELLS AND COWRIES—										
Cowries Cwts.	3,654	3,394	5,155	3,037	5,354	24,655	22,489	31,240	15,473	23,549
SPICES "	—	19	4,118	2,824	1,250	—	811	2,44,014	2,06,394	83,559
Tea Lbs.	5,368	—	367	21	26,216	5,366	—	626	15	26,129
TEXTILES—										
Cotton—										
Raw Tons	13,067	15,045	19,039	22,693	32,185	2,00,63,426	2,22,80,578	2,80,62,590	2,87,96,352	3,16,81,694
Manufactures—										
Piece goods—										
Coloured, printed or dyed Yards	29,447	6,192	27,044	88,859	11,779	24,892	5,227	9,645	24,288	8,009
WOOD AND TIMBER . . . Value	—	—	—	—	—	46,402	28,312	25,591	48,082	23,691
POSTAL ARTICLES NOT SPECIFIED "	—	—	—	—	—	42,662	40,757	38,189	33,756	21,987
ALL OTHER ARTICLES OF MERCHANDISE "	—	—	—	—	—	54,021	38,129	38,406	79,402	1,01,708
GRAND TOTAL "	—	—	—	—	—	2,17,56,235	2,36,50,228	2,98,15,857	3,00,96,707	3,26,79,410

EXPORTS THERETO

INDIAN MERCHANDISE

ARTICLES	QUANTITY					VALUE				
	1927-28	1928-29	1929-30	1930-31	1931-32	1927-28	1928-29	1929-30	1930-31	1931-32
						₤	₤	₤	₤	₤
APPAREL (including DRESSERY, UNIFORMS, ACCOUTREMENTS, BUT excluding HOSIERY AND BOOTS AND SHOES) . . . Value	—	—	—	—	—	36,415	36,316	45,707	20,074	13,885
BOOKS, PRINTED, AND PRINTED MATTER (not being STATIONERY) including MAPS AND CHARTS . Cwts.	144	160	182	527	158	19,243	21,700	31,611	27,445	20,079
BOOTS AND SHOES . . . Pairs	35,868	35,439	44,109	31,118	29,666	53,361	58,918	75,807	43,510	38,336
BUILDING AND ENGINEERING MATERIALS other than OF IRON, STEEL OR WOOD Value	—	—	—	—	—	31,176	70,909	55,618	14,966	5,623
CANDLES OF ALL KINDS . Lbs.	47,748	34,788	47,716	32,201	35,892	13,289	9,977	13,522	9,759	10,340
CORD, MANUFACTURED (excluding ROPE) . . . Tons	97	118	88	48	28	59,260	55,465	48,516	23,011	9,918
CORDAGE AND ROPE OF VEGETABLE FIBRE (excluding JUTE AND COTTON) . . . Cwts.	256	197	154	166	145	4,428	5,271	3,755	4,760	3,508
DRUGS AND MEDICINES (excluding CHEMICALS AND NARCOTICS) . Value	—	—	—	—	—	42,090	50,090	53,721	30,990	32,100
DYING AND TANNING SUBSTANCES . . . Cwts.	571	605	561	555	700	19,132	23,294	28,162	20,332	19,560
FRUITS AND VEGETABLES . Value	—	—	—	—	—	47,118	40,801	35,760	28,715	33,315
FURNITURE AND CABINET-WARE "	—	—	—	—	—	32,819	33,494	22,463	23,406	4,709
GLASS AND GLASSWARE "	—	—	—	—	—	13,053	9,381	7,750	8,517	2,577

No. 13—continued
KENYA COLONY—continued
EXPORTS THERETO—continued

INDIAN MERCHANDISE—continued

ARTICLES	QUANTITY					VALUE				
	1927-28	1928-29	1929-30	1930-31	1931-32	1927-28	1928-29	1929-30	1930-31	1931-32
GRAIN, PULSE AND FLOUR— Jowār and bajra . . . Tons	108	110	150	142	179	28,809	29,148	37,465	37,066	41,633
Pulse—										
Beans "	7	15	39	12	9	2,021	3,874	10,560	2,748	2,011
Gram "	194	182	185	201	202	51,847	49,658	49,574	51,079	47,960
Lentils "	122	142	133	137	71	30,088	40,056	35,153	33,406	16,201
Othersorts "	122	183	165	116	108	34,559	52,807	47,283	31,298	27,151
Total Pulse "	445	522	522	466	390	1,18,510	1,46,395	1,42,570	1,18,531	93,321
Rice not in the husk . . . "	3,793	5,542	5,909	4,685	3,013	8,88,191	12,27,967	12,30,777	9,88,171	5,08,861
Wheat "	135	120	127	129	123	41,920	33,979	35,227	35,438	30,860
Wheat flour "	2,988	3,230	3,461	3,135	3,149	7,34,264	7,74,936	8,13,837	7,19,312	6,78,973
Other sorts "	102	113	135	145	134	23,350	31,336	36,170	34,242	29,504
Total Grain, Pulse and Flour "	7,566	9,642	10,302	8,702	6,988	18,40,044	22,48,311	22,96,046	18,82,760	13,78,184
HARDWARE AND CUTLERY, (including PLATED WARE). . . . Value	—	—	—	—	—	52,952	34,569	38,042	26,555	20,985
INSTRUMENTS, APPARATUS AND APPLIANCES AND PARTS THEREOF "	—	—	—	—	—	20,753	36,394	55,689	71,650	72,736
LEATHER—										
Hides, tanned or dressed { Tons = No.	59 =14,512	64 =9,550	60 =12,895	28 =7,781	17 =4,374	1,37,248	1,21,311	1,38,270	73,641	38,305
Skins, tanned or dressed { Tons = No.	4 =12,422	4 =11,484	3 =9,772	1 =7,714	1 =5,421					
Total Hides and Skins, tanned or dressed { Tons = No.	63 =26,934	68 =21,034	63 =22,667	29 =15,445	18 =9,795	1,55,313	1,43,861	1,54,715	84,715	44,827
Unwrought Cwts.	152	178	192	75	64	17,805	25,710	24,405	11,421	8,411
Manufactures— Bags, trunks and travell- ing requisites Value	—	—	—	—	—	10,142	16,690	13,700	19,726	15,760
Other sorts "	—	—	—	—	—	18,050	13,610	16,015	13,985	8,775
Total Leather "	—	—	—	—	—	2,01,310	1,99,371	2,08,835	1,29,347	77,808
MACHINERY AND MILLWORK "	—	—	—	—	—	720	3,265	4,112	4,240	600
METALS AND ORES—										
Brass, Bronze, and simi- lar alloys, wrought . Cwts.	181	213	205	94	109	26,949	23,675	27,233	11,979	10,349
Copper wrought (sheets and other manufactures) . . "	97	47	93	46	28	9,150	5,620	9,065	5,375	2,765
Iron or Steel— Tons	49	12	13	21	10	10,762	5,834	4,595	6,323	3,115
Other metals "	20	14	15	7	2	32,942	37,470	47,890	17,408	5,004
Total Metals and Ores "	68	39	43	35	19	79,803	72,599	88,803	41,385	21,738
OILS Gals.	3,210	2,968	1,865	2,623	1,849	9,412	9,647	8,060	6,754	6,207
PERFUMERY not being PER- FUMED SPIRITS Value	—	—	—	—	—	3,680	5,240	5,120	6,372	5,443
PROVISIONS AND OIL- MAN'S STORES (including FISH AND FRUITS AND VEGETABLES, CANNED OR BOTTLED)—										
Butter Cwts.	94	132	155	32	32	12,245	16,290	20,537	3,925	3,585
Ghi "	89	92	114	98	63	12,645	11,475	11,408	8,989	5,855
Pickles, chutnies, and condiments "	446	391	361	346	106	20,050	17,823	16,440	15,929	9,916
Other sorts of provisions Value	—	—	—	—	—	24,761	34,094	22,885	22,464	20,698
Total Provisions and Oilman's stores "	—	—	—	—	—	69,701	79,682	71,265	51,307	40,055

No. 13—continued

KENYA COLONY—continued

EXPORTS THERE TO—continued

INDIAN MERCHANDISE—concluded

ARTICLES	QUANTITY					VALUE				
	1927-28	1928-29	1929-30	1930-31	1931-32	1927-28	1928-29	1929-30	1930-31	1931-32
SEEDS—										
Essential—						R	R	R	R	R
Coriander Tons	32	31	29	38	42	24,760	26,431	21,606	24,238	23,567
Cummin (other than black) "	15	18	16	19	19	19,571	24,122	18,205	18,907	13,387
Fennel "	9	9	7	8	10	4,340	5,350	5,780	5,434	3,895
Fenugreek "	18	10	9	9	8	7,155	5,551	5,671	5,320	4,076
Other sorts "	11	8	5	7	6	4,165	4,280	3,490	3,701	4,050
Total Seeds, Essential "	80	71	66	81	85	59,981	65,734	54,652	57,600	48,976
Non-essential—										
Tea "	40	57	53	17	15	1,31,597	2,34,632	2,75,273	99,962	77,667
Other sorts of seeds "	9	15	5	8	15	4,794	7,800	4,787	5,183	3,071
Total Seeds "	129	143	124	106	115	1,96,372	3,08,166	3,34,712	1,62,745	1,30,613
SPICES—										
Betelnuts Cwts.	620	532	611	508	518	43,451	37,708	41,516	30,509	24,343
Cardamoms "	46	22	24	29	29	8,630	3,261	4,720	6,405	4,095
Ginger "	382	326	364	378	440	20,176	17,952	18,912	17,835	17,903
Pepper "	197	158	192	180	166	12,865	11,755	14,930	12,882	10,281
Other sorts "	18	66	28	14	2	665	2,708	1,152	407	85
Total Spices "	1,263	1,104	1,219	1,109	1,155	85,787	73,284	81,230	68,038	57,607
STATIONERY (excluding PAPER) Value	—	—	—	—	—	21,268	20,249	16,952	18,140	13,323
SUGAR—										
Sugar, 16 Dutch standard and above Tons	9	10	9	—	—	7,588	5,638	5,707	—	—
Others "	—	2	1	4	7	120	1,300	1,438	4,898	3,085
Total Sugar "	9	12	10	4	7	7,708	6,938	7,145	4,898	3,085
TEXTILES—										
Black Lbs.	617,380	625,232	451,457	96,372	64,681	6,70,616	5,57,571	3,61,247	84,264	41,423
Waste Cwts.	623	767	1,422	70	403	18,749	23,266	38,574	1,705	7,337
Twist and Yarn Lbs.	50,803	72,902	68,915	67,792	81,896	41,600	62,055	58,320	47,473	53,633
Manufactures—										
Hosiery Value	—	—	—	—	—	11,725	6,760	4,750	11,595	9,325
Piece goods—										
Grey (unbleached) Yards	2,067,028	1,979,105	2,282,301	959,134	1,043,934	6,95,102	5,74,023	6,94,853	2,37,911	3,25,044
White (bleached) "	40,500	197,295	27,340	47,330	5,843	13,150	51,414	3,920	12,615	2,175
Coloured, printed, or dyed "	6,593,033	6,440,800	5,559,301	4,036,131	3,008,191	17,39,632	17,06,096	14,96,400	8,66,362	6,80,730
Total Piece goods "	8,700,561	8,317,300	7,869,442	5,043,145	4,057,968	24,47,884	23,33,133	22,00,263	11,67,338	10,07,949
Thread, sewing Lbs.	37,336	35,963	23,266	15,050	20,063	58,750	43,855	34,243	23,805	29,460
Other sorts of manufactures Value	—	—	—	—	—	1,49,553	1,74,716	73,112	27,047	14,420
Total Cotton manufactures (including twist and yarn) Value	—	—	—	—	—	27,09,577	26,19,519	23,75,683	12,77,108	11,14,337
Haberdschery and millinery Value	—	—	—	—	—	15,033	22,338	20,512	16,279	14,097
Jute manufactures—										
Gunny bags No.	4,160,575	5,440,027	5,507,422	5,124,179	3,154,648	21,54,647	27,63,432	22,27,517	17,18,719	9,41,369
cloth Yards	523,240	1,534,000	1,188,728	702,416	1,109,600	1,37,076	3,76,798	2,55,604	94,705	1,35,230
Rope and Twine Cwts.	1,320	2,240	2,537	2,547	1,493	44,361	54,827	61,924	55,512	27,042
Other sorts Value	—	—	—	—	—	300	6,845	1,420	1,410	700
Total Jute manufactures (including Twist and yarn) Value	—	—	—	—	—	23,36,384	32,00,902	25,46,265	18,70,436	11,04,361
WOOL—										
Manufactures Value	—	—	—	—	—	11,356	19,414	12,432	8,337	3,596
UMBRELLAS, PARASOLS AND SUN-SHADES No.	9,101	11,033	2,564	745	340	17,220	20,250	3,400	1,295	450
WOOD AND TIMBER—										
Timber, other than railway sleepers—										
Teak wood Cubic Tons	482	1,051	713	581	161	92,235	2,35,059	1,71,339	1,54,056	35,896
Other kinds of wood and Timber Value	—	—	—	—	—	1,505	3,885	1,040	544	15
Manufactures of wood other than furniture and cabinet ware Value	—	—	—	—	—	6,707	13,784	9,720	6,020	4,276
POSTAL ARTICLES Value	—	—	—	—	—	5,55,606	3,43,511	2,62,344	2,26,625	1,69,727
ALL OTHER ARTICLES OF MERCHANDISE Value	—	—	—	—	—	46,758	43,009	57,852	80,404	56,466
GRAND TOTAL Value	—	—	—	—	—	94,45,240	1,06,31,599	94,37,161	64,57,748	45,79,299

KENYA COLONY—continued

EXPORTS THERE TO—continued

ARTICLES	QUANTITY					VALUE				
	1927-28	1928-29	1929-30	1930-31	1931-32	1927-28	1928-29	1929-30	1930-31	1931-32
						₤	₤	₤	₤	₤
APPAREL (including DRAPERY, UNIFORMS, ACCOUTREMENTS, BUT excluding HOSIERY AND BOOTS AND SHOES) . Value	—	—	—	—	—	17,876	26,147	10,805	7,127	8,223
BOOKS, PRINTED AND PRINTED MATTERS (not being STATIONERY) including MAPS AND CHARTS . . . Cwts.	22	23	20	13	9	6,281	3,442	5,847	2,928	2,508
COAL AND COKE . . Tons	835	467	650	24,215	8,908	12,000
CUTLERY . . . Value	—	—	—	—	—	19,665	39,861	49,158	25,802	10,580
DRUGS AND MEDICINES (excluding CHEMICALS AND NARCOTICS) . . "	—	—	—	—	—	10,948	10,980	10,843	7,451	7,036
DYING AND TANNING SUBSTANCES—										
ANILINE . . . Lbs.	2,624	1,698	1,748	2,056	1,550	5,555	3,325	3,000	2,525	2,525
OTHER SORTS . . Value	—	—	—	—	9	735	610	510	1,080	580
TOTAL . . .	—	—	—	—	—	6,290	3,985	3,510	3,805	3,105
EARTHENWARE AND PORCELAIN (excluding PIPES OF EARTHENWARE) . . "	—	—	—	—	—	6,381	1,713	1,248	1,062	1,704
FIREWORKS . . . "	—	—	—	—	—	5,409	6,128	5,191	3,380	..
FRUITS AND VEGETABLES . . "	—	—	—	—	—	61,739	61,087	65,110	47,213	42,935
GLASS AND GLASSWARE . . "	—	—	—	—	—	26,878	32,352	26,799	18,135	9,573
GUMS AND RESINS . . Cwts.	93	118	81	70	70	4,010	5,955	4,015	2,745	1,981
HARDWARE (excluding CUTLERY AND ELECTRO-PLATED WARE) . Value	—	—	—	—	—	77,255	48,528	34,232	42,227	25,325
INSTRUMENTS, APPARATUS, AND APPLIANCES, AND PARTS THEREOF . . "	—	—	—	—	—	24,228	27,166	23,347	11,624	21,694
LEATHER . . . "	—	—	—	—	—	16,599	9,097	4,195	10,272	10,781
MACHINERY AND MILLWORK . . "	—	—	—	—	—	23,464	30,888	23,532	40,329	15,947
MATS AND MATTINGS . . Sq. Yds.	11,660	6,580	4,395	5,129	12,335	6,310	4,040	2,890	3,089	1,905
METALS AND ORES—										
Iron or steel . . Tons	203	65	32	18	6	40,174	15,362	9,962	7,636	2,503
Other metals . . . "	12	9	18	23	3	18,686	20,933	40,612	40,397	4,512
Total Metals and Ores . . . "	220	74	50	41	9	58,860	36,295	50,574	48,033	7,315
OILS Gal.	6,337	3,456	4,806	2,615	19,822	11,454	6,464	8,015	3,996	6,059
PAINTS AND COLOURS . Cwts.	30	157	47	133	167	3,265	7,195	3,657	9,374	11,885
PAPER AND PASTEBOARD—										
Paper—										
Writing paper and envelopes . Value	—	—	—	—	—	7,367	4,910	4,555	3,233	2,256
Other kinds . . . "	—	—	—	—	—	7,070	8,815	9,851	7,330	4,003
Total Paper and Pasteboard . . "	—	—	—	—	—	14,437	13,725	14,406	10,563	6,259

No. 13—continued

KENYA COLONY—concluded

EXPORTS THERETO—concluded

FOREIGN MERCHANDISE—continued

ARTICLES	QUANTITY					VALUE				
	1927-28	1928-29	1929-30	1930-31	1931-32	1927-28	1928-29	1929-30	1930-31	1931-32
PROVISIONS AND OILMAN'S STORES (excluding FISH, AND FRUITS, AND VEGETABLES, CANNED OR BOTTLED) Cwts.	87	195	235	160	164	6,088	17,649	12,338	10,512	9,954
RUBBER MANUFACTURES . Value	—	—	—	—	—	3,109	15,320	514	1,254	716
SPICES Cwts.	327	182	200	64	45	8,610	8,109	6,459	5,000	2,511
STATIONERY (excluding PAPER) Value	—	—	—	—	—	17,506	14,986	16,764	12,604	15,106
SUGAR—										
Sugar, 16 Dutch Standard and above (a) . Tons	816	1,547	978	—	—	2,47,140	4,36,776	2,47,259	—	—
Sugar, 23 Dutch Standard and above "	—	—	—	388	32	—	—	—	80,955	7,038
TEXTILES—										
Cotton—										
Twist and yarn "	800	..	1,200	112	400	800	..	1,460	175	500
Manufactures—										
Hosiery Value	—	—	—	—	—	48,363	36,810	19,199	7,915	12,305
Piece-goods—										
Grey (unbleached) . Yards	691,350	276,413	147,550	418,631	290,946	1,97,427	78,439	41,355	87,032	69,771
White (bleached) "	69,632	93,106	77,819	85,927	119,975	32,624	32,905	24,265	14,100	32,715
Coloured, printed, or dyed "	768,385	548,153	389,788	296,038	222,458	2,71,036	1,61,272	1,05,110	67,440	64,285
Fents of all descriptions "	—	—	—	1,428	..	—	—	..	870	..
Total Piece-goods "	1,529,867	912,672	615,157	752,024	633,379	5,01,087	2,67,616	1,70,730	1,69,002	1,66,771
Thread, sewing Lbs.	14,722	18,379	7,528	8,487	2,100	18,033	19,430	10,340	11,501	2,254
Other sorts of manufactures Value	—	—	—	—	—	20,360	6,710	3,150	771	467
Total Cotton manufactures (including twist and yarn) "	—	—	—	—	—	5,86,643	3,30,616	2,04,879	1,89,364	1,82,297
Haberdashery and millinery "	—	—	—	—	—	60,298	63,518	39,601	37,271	30,234
Silk—										
Manufactures "	—	—	—	—	—	9,769	13,472	7,465	9,340	10,025
Wool—										
Manufactures "	—	—	—	—	—	23,605	60,915	44,874	35,406	15,106
Other Textiles—										
Manufactures "	—	—	—	—	—	63,556	1,49,895	1,22,434	40,164	55,850
TOYS AND REQUISITES FOR GAMES AND SPORTS (including FISHING TACKLE (other than FIREARMS) "	—	—	—	—	—	6,308	3,363	741	1,502	3,283
UMBRELLAS, including PARASOLS AND SUN-SEADERS No.	19,576	17,300	7,994	136	..	32,725	25,250	11,290	350	..
VEHICLES excluding LOCOMOTIVES, ETC., FOR RAILWAYS—										
Carriages and carts (excluding Railway carriages) and parts thereof Value	—	—	—	—	—	6,537	745	2,880	600	..
Other sorts "	—	—	—	—	—	1,980	4,342	27,635	18,760	16,292
POSTAL ARTICLES "	—	—	—	—	—	80,045	87,075	67,697	43,093	43,031
ALL OTHER ARTICLES OF MERCHANDISE "	—	—	—	—	—	34,987	35,730	42,192	42,159	49,999
GRAND TOTAL "	—	—	—	—	—	16,21,715	16,51,865	12,13,886	8,26,660	6,30,666
GRAND TOTAL OF INDIAN AND FOREIGN MERCHANDISE "	—	—	—	—	—	1,10,66,955	1,22,83,464	1,07,00,547	72,84,409	53,09,985

(a) Shown under New Sub-head from 1930-31.

No. 13—continued
TANGANYIKA TERRITORY
IMPORTS THEREFROM

ARTICLES	QUANTITY					VALUE				
	1927-28	1928-29	1929-30	1930-31	1931-32	1927-28	1928-29	1929-30	1930-31	1931-32
Gums and Resins . . . Cwts.	575	2,562	7,167	8,409	36,395	94,781
HIDES AND SKINS, RAW . . . Tons (=No.)	48 -27,932	5 -9,800	29 -19,790	81,656 ..	4,650 ..	37,028 ..	500
IVORY—										
Unmanufactured . . . Lbs.	16,531	9,869	2,842	484	3,514	1,21,454	67,060	18,145	2,627	16,531
METALS (excluding ORES) . . Tons	44	33	12	12	8	19,722	16,902	5,595	6,485	3,461
TEXTILES—										
Cotton—										
Raw "	280	191	571	892	569	4,63,900	3,03,990	7,63,503	10,40,365	4,61,381
POSTAL ARTICLES NOT SPECIFIED . . . Value	—	—	—	—	—	7,044	8,129	9,400	7,258	6,341
ALL OTHER ARTICLES OF MERCHANDISE . . . "	—	—	—	—	—	14,978	17,228	8,253	13,688	21,881
GRAND TOTAL . . . "	—	—	—	—	—	7,08,754	4,17,959	8,50,338	11,07,818	6,04,091

EXPORTS THERETO

INDIAN MERCHANDISE

ARTICLES	QUANTITY					VALUE				
	1927-28	1928-29	1929-30	1930-31	1931-32	1927-28	1928-29	1929-30	1930-31	1931-32
APPAREL (including DRAPEERY, UNIFORMS, ACCOUTREMENTS, BUT excluding HOBBERY AND BOOTS AND SHOES) . Value	—	—	—	—	—	12,025	9,640	13,450	8,630	3,800
BOOKS, PRINTED, AND PRINTED MATTER (not being STATIONERY), including MAPS AND CHARTS . . . Cwts.	82	66	49	48	52	14,142	11,801	7,170	9,013	8,431
BOOTS AND SHOES . . . Pairs	31,674	29,436	28,956	22,894	11,898	46,080	42,085	44,758	32,000	16,105
DRUGS AND MEDICINES (excluding CHEMICALS AND NARCOTICS) . . . Value	—	—	—	—	—	15,530	11,211	9,540	8,655	9,097
DYING AND TANNING SUBSTANCES . . . Cwts.	339	506	502	276	359	11,550	15,337	10,915	12,218	10,349
FRUITS AND VEGETABLES . Value	—	—	—	—	—	13,341	17,508	11,725	16,015	13,393
Furniture and Cabinetware . "	—	—	—	—	—	4,848	5,200	10,495	4,875	400
Glass and Glassware . . . "	—	—	—	—	—	5,690	3,565	3,430	1,450	1,525
GRAIN, PULSE AND FLOUR—										
Pulse Tons	133	149	146	194	146	39,262	46,058	40,890	53,160	37,233
Rice not in the husk . . "	256	249	522	377	249	82,758	80,185	1,44,708	1,04,726	49,300
Wheat "	250	220	229	243	228	69,435	59,110	64,140	65,825	54,805
Wheat flour "	390	201	193	313	180	89,033	46,008	44,257	54,690	31,338
Other sorts "	16	28	28	40	37	4,120	7,026	7,384	10,935	9,276
Total Grain, Pulse and Flour . "	1,050	842	1,118	1,167	840	2,84,658	2,32,387	3,01,829	2,89,336	1,82,092
HARDWARE AND CUTLERY . Value	—	—	—	—	—	16,969	7,915	17,155	5,386	2,930
INSTRUMENTS, APPARATUS, AND APPLIANCES AND PARTS THEREOF . . "	—	—	—	—	—	22,084	37,099	14,925	13,160	6,105
LEATHER—										
Hides and Skins, tanned or dressed . . . Tons (=No.)	7 -1,327	11 -2,220	5 -1,360	2 -697	4 -976	16,718	23,373	13,249	8,925	8,610
Other sorts Value	—	—	—	—	—	12,715	12,597	16,164	11,850	8,015
Total Leather "	—	—	—	—	—	29,433	35,970	29,412	20,775	16,625
METALS AND ORES . . . Tons	27	25	24	17	10	60,548	53,941	54,235	41,345	13,752

No. 13—continued
TANGANYIKA TERRITORY—continued
EXPORTS THERETO—continued

INDIAN MERCHANDISE—continued

ARTICLES	QUANTITY					VALUE				
	1927-28	1928-29	1929-30	1930-31	1931-32	1927-28	1928-29	1929-30	1930-31	1931-32
PROVISIONS AND OILMAN'S STORES (including FISH AND FRUITS AND VEGETABLES, CANNED OR BOTTLED)—						R	R	R	R	R
Butter Cwts.	620	1,010	940	1,157	540	85,100	1,85,461	1,30,145	1,54,082	68,825
Other sorts of provisions Value	—	—	—	—	—	24,578	17,662	13,218	17,261	19,342
Total Provisions and Oilman's stores	—	—	—	—	—	1,09,678	1,53,123	1,43,363	1,71,343	88,167
SEEDS Tons	27	28	30	26	23	20,481	27,498	33,829	47,360	29,760
SPICES—										
Betelnuts Cwts.	128	164	119	130	86	8,062	9,867	7,867	7,860	5,415
Ginger "	111	83	62	99	124	5,108	3,715	2,947	4,825	4,870
Pepper "	115	138	180	148	149	6,674	10,442	9,207	9,695	8,140
Other sorts "	84	80	57	48	48	1,262	2,830	2,865	1,910	1,375
Total Spices	388	465	368	420	407	21,101	26,854	21,006	24,350	19,800
TEA, BLACK Lbs.	77,798	107,038	133,576	62,484	7,020	80,568	1,02,260	1,13,665	65,479	6,907
TEXTILES—										
Cotton—										
Twist and Yarn Lbs.	2,650	13,340	19,712	15,468	15,768	2,650	11,940	17,750	12,950	13,055
Manufactures—										
Piece goods—										
Grey (unbleached) . Yards	1,866,910	2,316,417	2,148,190	1,748,220	2,077,088	5,78,478	9,61,304	6,92,901	5,78,440	6,89,564
White (bleached) . . "	107,378	45,900	9,360	3,400	3,088	78,410	14,600	2,600	860	690
Coloured, printed or dyed . . "	9,270,458	9,668,052	9,080,907	8,372,666	8,618,966	22,89,246	22,01,615	19,00,880	14,88,068	15,17,118
Total Piece goods . . "	11,244,741	12,530,369	11,188,457	10,124,286	10,699,142	29,36,129	31,77,519	25,95,881	20,62,363	22,07,372
Thread, Sewing . . . Lbs.	5,185	6,696	8,956	5,442	4,713	5,845	7,230	9,450	4,770	4,635
Other sorts of manufactures . Value	—	—	—	—	—	1,00,349	1,08,815	52,105	28,942	32,910
Total Cotton manufactures (including twist and yarn) . . "	—	—	—	—	—	30,44,978	33,05,504	26,75,186	21,09,015	22,57,972
Jute—										
Manufactures—										
Gunny bags No.	566,328	641,800	626,700	602,460	337,400	2,91,241	2,77,620	2,36,583	1,79,192	84,338
cloth Yards	258,500	250,000	336,200	300,000	161,000	54,802	61,737	60,607	43,871	18,505
Rope and Twine . . Cwts.	244	233	229	177	244	6,467	7,880	6,242	4,855	4,857
UMBRELLAS including PARASOLS AND SUNSHADES . No.	6,126	16,468	1,520	240	360	21,200	21,700	1,900	300	850
WOOD AND TIMBER . . Value	—	—	—	—	—	8,685	12,680	15,207	11,890	8,095
POSTAL ARTICLES . . . "	—	—	—	—	—	1,38,977	1,39,147	65,678	92,237	71,974
ALL OTHER ARTICLES OF MERCHANDISE . . . "	—	—	—	—	—	30,465	32,340	34,614	30,687	20,055
GRAND TOTAL	—	—	—	—	—	49,60,821	46,51,958	39,77,750	32,33,237	28,90,836

No. 13—continued
TANGANYIKA TERRITORY—concluded
EXPORTS THERETO—concluded

FOREIGN MERCHANDISE

ARTICLES	QUANTITY					VALUE				
	1927-28	1928-29	1929-30	1930-31	1931-32	1927-28	1928-29	1929-30	1930-31	1931-32
APPAREL (including DRESSERY, UNIFORMS, ACCOUTREMENTS BUT excluding HOSIERY AND BOOTS AND SHOES) Value	—	—	—	—	—	8,108	12,010	8,110	4,964	3,515
BOOKS, PRINTED, AND PRINTED MATTER (NOT BEING STATIONERY) including MAPS AND CHARTS Cwts.	27	13	31	10	4	10,115	3,855	8,244	3,169	1,180
COAL AND COKE Tons	..	3,462	85,936
CUTLERY Value	—	—	—	—	—	12,550	12,530	36,165	26,375	20,425
DYING AND TANNING SUBSTANCES "	—	—	—	—	—	3,700	12,150	17,320	4,810	5,080
ELECTROPLATED WARE "	—	—	—	—	—	5,000
FRUITS AND VEGETABLES—										
Fruits and vegetables: dried, salted, or preserved Tons	10	15	15	15	14	24,695	22,310	18,705	21,030	16,510
GLASS AND GLASSWARE Value	—	—	—	—	—	15,760	5,600	4,543	2,575	2,360
HARDWARE (excluding CUTLERY AND ELECTROPLATED WARE) "	—	—	—	—	—	33,421	29,167	30,968	15,692	10,200
INSTRUMENTS, APPARATUS AND APPLIANCES AND PARTS THEREOF "	—	—	—	—	—	2,445	2,732	6,370	1,150	4,475
MACHINERY AND MILLWORK "	—	—	—	—	—	14,195	5,773	23,486	4,845	2,760
METALS AND ORES Tons	13	39	39	21	4	14,378	22,410	24,665	11,176	8,602
PAPER AND PAPERBOARD Value	—	—	—	—	—	14,352	17,305	11,323	4,517	2,055
STATIONERY (excluding PAPER) "	—	—	—	—	—	4,604	5,528	5,501	3,021	2,583
SUGAR Tons	284	332	446	411	72	87,375	94,314	1,09,811	88,767	17,514
TEXTILES—										
Cotton—										
Manufactures—										
Hosiery Value	—	—	—	—	—	23,010	8,744	2,375	6,475	2,300
Piece goods—										
Grey (unbleached) Yards	179,100	183,200	42,110	38,400	55,300	49,174	52,640	13,050	11,600	15,136
White (bleached) "	45,075	17,434	40,041	2,957	40,031	18,031	9,855	11,875	1,075	8,150
Coloured, printed, or dyed "	168,056	173,063	127,326	37,774	187,898	58,147	55,911	45,675	11,775	47,867
Fents of all descriptions "	..	924	550
Total Piece goods "	392,231	374,621	210,230	79,131	233,169	1,25,352	1,18,956	70,600	24,510	71,152
Thread, Sewing Lbs.	14,030	15,710	13,336	9,489	3,608	10,770	17,000	14,850	10,080	3,300
Other sorts of manufactures Value	—	—	—	—	—	550	700	1,667	..	150
Total Cotton manufactures (including twist and yarn) "	—	—	—	—	—	1,65,682	1,45,400	89,522	41,065	79,992
Haberdashery and millinery "	—	—	—	—	—	76,831	74,950	38,005	51,417	33,266
Silk manufactures "	—	—	—	—	—	17,220	4,300	2,551	640	300
Wool manufactures "	—	—	—	—	—	12,290	9,767	12,030	6,225	450
Other textiles—										
Manufactured "	—	—	—	—	—	42,730	65,544	60,809	29,546	3,465
UMBRELLAS, including PARASOLS AND SUNSHADES No.	20,128	36,928	2,250	1,200	240	35,175	43,675	2,800	1,500	300
VEHICLES, including LOCOMOTIVES FOR RAILWAYS, ETC. Value	—	—	—	—	—	5,375	14,572	10,985	13,760	6,615
POSTAL ARTICLES "	—	—	—	—	—	8,540	11,866	39,578	16,783	19,910
ALL OTHER ARTICLES OF MERCHANDISE "	—	—	—	—	—	30,437	30,184	36,496	23,429	14,020
GRAND TOTAL "	—	—	—	—	—	6,39,087	7,41,971	5,98,602	3,31,426	2,59,106
GRAND TOTAL OF INDIAN AND FOREIGN MERCHANDISE "	—	—	—	—	—	50,00,768	53,98,929	45,75,361	36,14,663	31,54,942

No. 13—continued
UGANDA PROTECTORATE
IMPORTS THEREFROM

ARTICLES	QUANTITY					VALUE				
	1927-28	1928-29	1929-30	1930-31	1931-32	1927-28	1928-29	1929-30	1930-31	1931-32
POSTAL ARTICLES NOT SPECIFIED. Value	—	—	—	—	—	R	R	R	R	R
ALL OTHER ARTICLES OF MERCHANDISE "	—	—	—	—	—	18	..	2
GRAND TOTAL "	—	—	—	—	—	590	2,223	343	140	155
						608	2,223	345	140	155

EXPORTS THERETO

INDIAN MERCHANDISE

ARTICLES	QUANTITY					VALUE				
	1927-28	1928-29	1929-30	1930-31	1931-32	1927-28	1928-29	1929-30	1930-31	1931-32
POSTAL ARTICLES Value	—	—	—	—	—	R	R	R	R	R
ALL OTHER ARTICLES OF MERCHANDISE "	—	—	—	—	—	1,36,419	2,27,462	2,77,707	2,35,611	1,12,241
GRAND TOTAL "	—	—	—	—	—	1,250	..	935	..	1,870
						1,37,669	2,27,462	2,78,702	2,35,611	1,24,111

FOREIGN MERCHANDISE

ARTICLES	QUANTITY					VALUE				
	1927-28	1928-29	1929-30	1930-31	1931-32	1927-28	1928-29	1929-30	1930-31	1931-32
POSTAL ARTICLES Value	—	—	—	—	—	R	R	R	R	R
ALL OTHER ARTICLES OF MERCHANDISE "	—	—	—	—	—	41,964	41,507	44,200	43,342	42,511
GRAND TOTAL "	—	—	—	—	—	920	510	860
GRAND TOTAL OF INDIAN AND FOREIGN MERCHANDISE "	—	—	—	—	—	42,884	42,017	44,260	43,342	42,371
						2,80,553	2,69,479	3,22,962	2,78,953	1,66,972

NYASALAND PROTECTORATE
IMPORTS THEREFROM

ARTICLES	QUANTITY					VALUE				
	1927-28	1928-29	1929-30	1930-31	1931-32	1927-28	1928-29	1929-30	1930-31	1931-32
TOTAL Value	—	—	—	—	—	R	R	R	R	R
						3,173	708	3,450	777	..

EXPORTS THERETO

INDIAN MERCHANDISE

ARTICLES	QUANTITY					VALUE				
	1927-28	1928-29	1929-30	1930-31	1931-32	1927-28	1928-29	1929-30	1930-31	1931-32
POSTAL ARTICLES Value	—	—	—	—	—	R	R	R	R	R
ALL OTHER ARTICLES OF MERCHANDISE "	—	—	—	—	—	..	19,099
GRAND TOTAL "	—	—	—	—	—	3,250	3,076	3,825
						3,250	22,175	3,825

FOREIGN MERCHANDISE

ARTICLES	QUANTITY					VALUE				
	1927-28	1928-29	1929-30	1930-31	1931-32	1927-28	1928-29	1929-30	1930-31	1931-32
TOTAL VALUE Value	—	—	—	—	—	R	R	R	R	R
GRAND TOTAL OF INDIAN AND FOREIGN MERCHANDISE "	—	—	—	—	—	50	1,940
						3,200	24,115	3,825

ITALIAN EAST AFRICA (SOMALILAND AND ERITREA,

IMPORTS THEREFROM

ARTICLES	QUANTITY					VALUE				
	1927-28	1928-29	1929-30	1930-31	1931-32	1927-28	1928-29	1929-30	1930-31	1931-32
GUMS AND RESINS . . . Cwts.	518	2,151	1,483	1,825	510	12,042	60,389	38,011	30,066	
HIDES AND SKINS, RAW { Tons =No.	::	::	6 =9,355	::	8 =2,880	::	::	12,750	::	
MINERALS AND ORES— Iron or Steel— Tubes, Pipes and Fittings, Wrought Tons	::	18	::	::	::	::	12,456	::	::	
Salt "	56,223	51,080	68,465	154,139	67,196	15,17,068	11,64,998	13,17,886	22,17,506	9,7
SHELLS AND COQURIES— Shells Cwts.	1,153	1,318	708	294	7,939	23,700	25,961	30,918	16,315	18
ALL OTHER ARTICLES OF MERCHANDISE "	—	—	—	—	—	11,363	10,920	25,727	21,350	7,1
GRAND TOTAL "	—	—	—	—	—	15,64,339	12,75,276	14,23,692	22,35,636	10,10,6

EXPORTS THERETO

INDIAN MERCHANDISE

ARTICLES	QUANTITY					VALUE				
	1927-28	1928-29	1929-30	1930-31	1931-32	1927-28	1928-29	1929-30	1930-31	1931-32
CHEMICALS AND CHEMICAL PRE- PARATIONS (excluding CHE- MICAL MANURES AND MEDI- CINES) Value	—	—	—	—	—	5,392	4,704	3,939	3,301	2,897
CORDAGE AND ROPE OF VEGE- TABLE FIBRE Cwts.	75	335	243	140	244	1,125	5,718	5,636	2,430	3,233
DRUGS AND MEDICINES (ex- cluding CHEMICALS AND NARCOTICS) Value	—	—	—	—	—	70	2,036	21,837	1,020	3,111
DYEING AND TANNING SUB- STANCES Cwts.	19	143	93	210	62	355	5,211	3,100	5,460	1,306
FODDER, BRAN, AND POL- LARDS Tons	::	::	57	::	::	::	::	3,700	::	::
FRUITS AND VEGETABLES . Value	—	—	—	—	—	3,373	13,744	7,911	7,360	5,429
GRAIN, PULSE AND FLOUR—										
Barley Tons	16	11	21	60	::	1,663	1,167	2,270	6,418	::
Jowar and bajra "	3,084	13,392	4,544	91	1,339	4,03,229	20,92,175	6,89,032	12,075	1,60,816
Maize "	56	121	24	::	::	7,750	20,470	3,967	::	22
Pulse "	59	24	43	42	9	13,519	6,100	11,011	10,415	2,487
Rice not in the husk "	2,022	2,705	2,355	1,978	2,020	3,82,293	4,05,200	4,36,943	3,20,962	2,43,474
Wheat "	27	23	102	75	9	4,634	5,087	21,038	13,562	1,009
Wheat flour "	2,146	2,960	3,639	2,407	3,157	4,42,962	6,23,501	7,46,465	3,40,125	3,04,307
Other sorts "	—	—	—	—	—	—	—	—	—	—
Total Grain, Pulse and Flour "	7,412	19,241	19,728	4,653	6,584	13,46,062	32,43,784	19,12,501	7,19,515	7,13,116

No. 13—continued

ITALIAN EAST AFRICA (SOMALILAND AND ERITREA)—continued

EXPORTS THERE TO—continued

INDIAN MERCHANDISE—continued

ARTICLES	QUANTITY					VALUE				
	1927-28	1928-29	1929-30	1930-31	1931-32	1927-28	1928-29	1929-30	1930-31	1931-32
HIDES AND SKINS RAW (Tons = No.)	::	::	32 =25,525	::	::	38,287
METALS AND ORES. . Tons	12	17	7	6	7	10,056	13,595	6,345	8,800	4,163
Oil Gals.	117	4,319	9,168	545	86	350	13,444	22,423	2,190	100
Seeds Tons	2	28	27	15	70	1,586	17,691	16,179	10,023	28,974
SPICES—										
Cardamums Cwts.	4	8	25	7	7	1,200	2,075	6,100	1,225	1,108
Chillies "	175	4,039	4,409	1,834	315	4,829	1,11,580	1,54,825	46,322	8,524
Ginger "	492	983	1,112	997	953	20,210	44,937	45,024	38,775	28,191
Pepper "	127	780	521	511	519	8,004	66,719	43,890	32,825	28,385
Other sorts "	25	37	9	15	4	1,820	1,426	370	135	120
Total Spices "	823	5,847	6,076	3,364	1,798	36,668	2,26,737	2,50,311	1,19,052	66,178
TEA—										
Black Lbs.	134,025	239,830	279,965	216,790	370,699	1,02,678	1,56,048	1,37,333	90,075	1,48,456
TEXTILES—										
Colton—										
Twist and yarn "	58,650	32,400	64,300	47,234	59,650	50,750	31,300	57,780	29,530	41,211
Manufactures—										
Handkerchiefs and shovels in the piece No.	117,550	57,260	20,940	75,250	34,700	36,855	16,650	5,748	16,450	7,850
Piece goods—										
Grey (unbleached) Yards	278,070	176,680	244,699	158,947	7,420	70,425	47,502	64,815	31,186	1,850
White (bleached) "	6,000	6,400	2,800	5,600	2,000	1,200	3,200	650	1,920	500
Coloured, printed, or dyed "	508,910	590,496	504,940	302,290	219,435	1,40,650	1,90,285	1,50,110	1,12,490	58,411
Total Piece goods "	792,980	773,576	751,939	520,837	228,855	2,12,275	2,40,987	2,25,575	1,45,496	60,76
Other sorts of manu- factures Value	—	—	—	—	—	12,950	19,729	22,297	8,790	3,35
Total Cotton manufac- tures (including twist and yarn) "	—	—	—	—	—	2,12,230	2,08,666	2,11,850	2,00,266	1,12,70
HABERDASHERY AND MILL- NERY "	—	—	—	—	—	9,200	9,300	1,660	6,775	6,07
Jute—										
Manufactures—										
Gunny bags No.	176,650	62,200	77,900	155,000	148,200	95,850	20,422	26,923	47,793	37,27
Silk, Raw Lbs.	2,174	950	600	100	750	10,700	4,700	1,600	500	3,00
„ Manufactures Value	—	—	—	—	—	..	9,350	3,100	4,125	2,45
TOBACCO Lbs.	37,296	154,339	29,512	62,608	13,216	18,240	64,555	13,320	29,480	4,82
WOOD AND TIMBER Value	—	—	—	—	—	741	7,480	3,075	2,010	20
ALL OTHER ARTICLES OF MERCHANDISE "	—	—	—	—	—	16,671	31,373	24,720	23,573	14,91
GRAND TOTAL "	—	—	—	—	—	19,72,336	41,69,508	29,25,510	12,84,678	11,62,61

FOREIGN MERCHANDISE

ARTICLES	QUANTITY					VALUE				
	1927-28	1928-29	1929-30	1930-31	1931-32	1927-28	1928-29	1929-30	1930-31	1931-32
FRUITS AND VEGETABLES . Value	—	—	—	—	—	5,632	764	1,837	665	3
MATCHES Gross of boxes	..	6,500	1,800	13,000	3,600

ITALIAN EAST AFRICA (SOMALILAND AND ERITREA) *continued*
EXPORTS THERETO—*concluded*

FOREIGN MERCHANDISE—*continued*

ARTICLES	QUANTITY					VALUE				
	1927-28	1928-29	1929-30	1930-31	1931-32	1927-28	1928-29	1929-30	1930-31	1931-32
						R	R	R	R	R
SPICES . . . Cwts.	67	306	95	274	44	2,677	14,101	3,883	17,070	1,25
SUGAR—										
Sugar, 16 Dutch (a) standard and above Tons	340	767	120	—	—	82,782	1,60,779	19,750	—	—
Sugar 23 Dutch standard and above . . . "	—	—	—	70	2	—	—	—	11,020	20
TEXTILES—										
Cotton—										
Twist and yarn . . . Lbs.	6,900	8,030	800	8,555	9,830	900
Manufactures—										
Piece goods—										
Grey (unbleached) . Yards	693,600	114,680	76,500	9,000	1,800	1,91,746	33,677	23,075	1,900	800
White (bleached) . . . "	..	11,240	2,980	4,650	756
Coloured, printed, or dyed . . . "	33,200	35,900	21,450	25,340	3,000	9,660	11,290	13,625	4,237	600
Total Piece goods . . . "	716,800	161,820	100,930	34,340	4,800	2,01,406	49,517	37,456	6,137	1,400
Other sorts of manufactures . . . Value	—	—	—	—	—	1,840	1,177	1,700	..	150
Total Cotton manufactures (including twist and yarn) . . . "	—	—	—	—	—	2,11,801	60,524	40,056	6,137	1,550
ALL OTHER ARTICLES OF MERCHANDISE . . . "	—	—	—	—	—	32,478	25,247	17,531	10,716	16,270
GRAND TOTAL . . . "	—	—	—	—	—	3,35,370	2,74,415	86,157	45,608	19,630
GRAND TOTAL OF INDIAN AND FOREIGN MERCHANDISE . . . "	—	—	—	—	—	23,07,705	44,43,923	29,11,667	18,30,466	11,82,230

SOMALILAND (BRITISH AND FRENCH)

IMPORTS THEREFROM

ARTICLES	QUANTITY					VALUE				
	1927-28	1928-29	1929-30	1930-31	1931-32	1927-28	1928-29	1929-30	1930-31	1931-32
						R	R	R	R	R
GUMS AND RESINS . . . Cwts.	720	181	195	23,595	4,505	5,350
METALS AND ORES—										
Iron or Steel—										
Sheets and plate . Tons	..	52	12,970
SALT "	7,218	14,775	15,522	18,600	..	2,06,324	2,85,534	2,95,642	1,69,243	..
POSTAL ARTICLES NOT SPECIFIED . . . Value	—	—	—	—	—	437	576	253	164	392
ALL OTHER ARTICLES OF MERCHANDISE . . . "	—	—	—	—	—	2,683	12,627	16,839	6,892	6,914
GRAND TOTAL . . . "	—	—	—	—	—	2,09,444	3,11,707	3,36,379	2,08,809	12,662

EXPORTS THERETO

INDIAN MERCHANDISE

ARTICLES	QUANTITY					VALUE				
	1927-28	1928-29	1929-30	1930-31	1931-32	1927-28	1928-29	1929-30	1930-31	1931-32
						R	R	R	R	R
BOOTS AND SHOES . . . Pairs	585	1,568	783	670	323	2,859	5,835	1,990	1,725	530
FODDER, BRAN and POLLARDS (including OILCAKE) . . . "	3	74	226	50	113	800	7,200	40,900	4,800	6,700
GRAIN, PULSE AND FLOUR—										
Barley "	32	75	70	43	30	4,009	9,019	7,719	4,471	1,817
Jowar and Bajra "	273	5,512	1,180	116	450	44,028	7,53,998	1,32,561	18,420	51,343
Gram "	180	177	214	215	245	23,028	36,633	43,718	40,610	48,602

(a) Shown under the new sub-head from 1930-31.

No. 13—continued

SOMALILAND (BRITISH AND FRENCH)—continued

EXPORTS THERE TO—continued

INDIAN MERCHANDISE—continued

ARTICLES	QUANTITY					VALUE				
	1927-28	1928-29	1929-30	1930-31	1931-32	1927-28	1928-29	1929-30	1930-31	1931-32
GRAIN, PULSE AND FLOUR—contd.						R	R	R	R	R
Rice not in the husk . Tons	2,075	7,789	4,613	2,857	2,983	4,55,168	16,78,802	8,70,051	4,48,221	3,42,045
Wheat flour "	158	476	557	442	472	30,858	98,918	1,10,498	65,104	40,695
Other sorts "	4	54	38	21	13	1,690	18,207	7,645	4,354	2,455
Total Grain, Pulse and Flour "	2,727	14,088	6,682	3,698	4,193	5,68,686	25,80,477	12,22,192	5,81,186	4,93,348
METALS AND ORES "	2	1	3	1	..	2,405	2,845	5,640	2,675	595
OILS Gallons	..	5,870	12,302	16,750	5,150	..	22,658	36,325	45,605	12,900
PROVISIONS AND OILMAN'S STORES, ETC. . . . Value	—	—	—	—	—	8,328	6,826	10,780	11,365	12,825
TEA—										
Black Lbs.	72,086	182,974	144,897	270,706	214,089	60,684	1,31,949	85,989	1,51,217	91,072
TEXTILES—										
Cotton—										
Twist and yarn "	160,520	490,400	686,100	893,600	1,976,300	1,34,017	4,25,343	5,13,975	6,03,947	12,93,021
Manufactures—										
Piece goods—										
Grey (unbleached) . Yards	826,060	745,325	570,105	376,910	424,750	67,935	1,05,410	1,54,700	99,700	74,020
White (bleached) "	4,800	14,700	37,390	18,100	..	1,440	3,000	11,930	4,800	..
Coloured, printed, or dyed "	399,685	371,710	496,875	236,352	406,105	1,01,517	1,37,010	1,40,710	59,040	99,890
Total Piece goods "	721,545	1,181,735	1,104,360	630,362	830,855	1,70,892	3,36,320	3,07,300	1,63,540	1,73,910
Othersorts of manufactures Value	—	—	—	—	—	14,495	28,262	17,425	23,600	11,610
Total of Cotton manufactures (including Twist and Yarn) "	—	—	—	—	—	3,19,404	7,89,926	8,37,790	7,91,087	14,77,541
Jute manufactures—										
Gunny bags No.	160,000	145,000	112,500	207,000	210,400	71,168	68,469	45,768	66,749	49,941
Gunny cloth Yards	..	82,000	32,000	39,550	30,500	..	6,702	6,350	6,590	5,109
Silk, Raw Lbs.	2,774	2,118	3,238	23,000	7,300	11,400
POSTAL ARTICLES Value	—	—	—	—	—	1,15,272	88,569	52,029	38,729	29,113
ALL OTHER ARTICLES OF MERCHANDISE "	—	—	—	—	—	13,284	47,892	30,873	33,271	67,937
GRAND TOTAL "	—	—	—	—	—	11,75,384	37,66,647	23,38,021	17,29,999	22,47,361

FOREIGN MERCHANDISE

ARTICLES	QUANTITY					VALUE				
	1927-28	1928-29	1929-30	1930-31	1931-32	1927-28	1928-29	1929-30	1930-31	1931-32
FRUITS AND VEGETABLES—						R	R	R	R	R
Fruits and Vegetables: dried, salted, or preserved, not being canned or bottled—										
Dates Tons	..	273	750	46,840	40
Other sorts Value	—	—	—	—	7,990	630	80	847
Total Fruits and Vegetables "	—	—	—	—	..	750	54,830	670	80	847
SUGAR—										
Sugar, 16 Dutch standard and above (a) . Tons	..	82	5,900	..	1,530	..
Sugar 23 D. S. and above "	13
TEXTILES—										
Cotton—										
Twist and yarn Lbs.	4,300	21,800	18,200	31,316	16,800	6,125	31,757	25,680	37,900	11,775
Hosiery Value	—	—	—	—	—	4,650	4,303	7,416	625	..
Manufactures—										
Piece goods—										
Grey (unbleached) . Yards	..	4,600	1,575
White (bleached) "	2,460	19,007	1,120	10,500	12,300	750	5,706	1,020	3,125	2,555
Coloured, printed or dyed "	31,868	55,081	7,400	1,800	4,200	6,972	16,547	3,400	1,150	1,425
Total Piece goods "	33,328	78,688	8,520	12,300	16,500	7,722	23,222	4,420	4,275	3,930
Total Cotton manufactures (including twist and yarn) Value	—	—	—	—	—	18,507	59,832	37,886	42,890	15,755
POSTAL ARTICLES "	—	—	—	—	—	9,800	7,292	3,781	4,700	4,905
ALL OTHER ARTICLES OF MERCHANDISE "	—	—	—	—	—	6,580	18,270	17,119	10,247	1,441
GRAND TOTAL "	—	—	—	—	—	35,637	1,46,174	55,456	59,537	42,948
GRAND TOTAL OF INDIAN AND FOREIGN MERCHANDISE "	—	—	—	—	—	12,11,021	39,12,821	24,43,477	17,89,536	22,90,309

(a) Shown under the new head from 1930-31.

ABYSSINIA

IMPORTS THEREFROM

ARTICLES	QUANTITY					VALUE				
	1927-28	1928-29	1929-30	1930-31	1931-32	1927-28	1928-29	1929-30	1930-31	1931-32
						£	£	£	£	£
TOTAL VALUE	—	—	—	—	1	46	359	—	129	—

EXPORTS THERETO

INDIAN MERCHANDISE

ARTICLES	QUANTITY					VALUE				
	1927-28	1928-29	1929-30	1930-31	1931-32	1927-28	1928-29	1929-30	1930-31	1931-32
						£	£	£	£	£
GRAIN, PULSE AND FLOUR—										
Rice not in the husk . Tons	330	23,539
All other articles of merchandise . Value	—	—	—	—	—	900	1,000	2,692
GRAND TOTAL	—	—	—	—	—	900	1,000	26,231

FOREIGN MERCHANDISE

Nil

ANGLO-EGYPTIAN SUDAN
IMPORTS THEREFROM

ARTICLES	QUANTITY					VALUE				
	1927-28	1928-29	1929-30	1930-31	1931-32	1927-28	1928-29	1929-30	1930-1931	1931-32
						£	£	£	£	£
GUMS AND RESINS—										
Arabic . Cwts.	205	2,977	454	590	1,088	7,188	64,015	13,300	15,400	23,440
Textiles—										
Cotton—Raw . "	34	1,676	33,980	16,86,330
ALL OTHER ARTICLES OF MERCHANDISE . Value	—	—	—	—	—	2,639	4,597	5,046	1,215	5,039
GRAND TOTAL	—	—	—	—	—	9,877	68,612	18,346	50,545	17,14,809

EXPORTS THERETO

INDIAN MERCHANDISE

ARTICLES	QUANTITY					VALUE				
	1927-28	1928-29	1929-30	1930-31	1931-32	1927-28	1928-29	1929-30	1930-31	1931-32
						£	£	£	£	£
APPAREL (including DRAPERY, UNIFORMS, ACCOUTREMENTS, BUT excluding HOSIERY AND BOOTS AND SHOES) . Value	—	—	—	—	—	5,882	7,009	10,045	8,920	5,137
FRUITS AND VEGETABLES . "	—	—	—	—	—	9,686	8,648	7,152	5,056	5,660
GRAIN, PULSE AND FLOUR—										
Jowar and Bajra . Tons	1,818	3,950	3,09,161	55	170	180	2,94,388
Pulse . "	172	37	77	210	87	31,360	8,276	20,382	33,913	17,978
Rice not in the husk . "	77	56	119	62	1,089	19,042	13,400	25,040	11,735	1,23,607
Wheat Flour . "	571	269	391	30	5,192	1,32,275	61,310	1,32,618	4,557	5,86,852
Other sorts . "	1	11	85	262	245	296	2,058
Total Grain, Pulse and Flour . "	2,488	362	1,090	303	10,329	4,91,923	83,308	2,28,475	50,683	10,24,822

No. 13—continued

ANGLO-EGYPTIAN SUDAN—continued

EXPORTS THERETO—continued

INDIAN MERCHANDISE—continued

ARTICLES	QUANTITY					VALUE				
	1927-28	1928-29	1929-30	1930-31	1931-32	1927-28	1928-29	1929-30	1930-31	1931-32
HARDWARE AND CUTLERY (including PLATEDWARE) . Value	—	—	—	—	—	35,581	45,679	47,878	35,792	13,994
METALS AND ORES . . Tons	7	12	15	17	..	19,373	25,227	37,275	41,086	300
OILS—										
Essential—										
Cinnamon . . . Gals.	19	..	186	438	..	9,900
Sandalwood oil . . . "	359	260	223	387	193	45,777	43,452	38,016	41,180	26,470
Palma Rosa oil . . . "	4,682	2,877	5,189	5,319	3,263	1,62,624	1,50,909	2,07,440	1,92,750	1,06,050
Other sorts . . . "	1,508	1,763	1,672	1,858	1,515	30,610	41,035	48,517	40,150	25,250
Total Essential oils . . . "	6,568	4,905	7,220	7,504	4,971	2,39,479	2,35,456	3,04,478	2,74,080	1,57,770
Other oils "	783	1,259	580	1,218	430	2,965	4,430	1,585	4,155	965
Total of Oils "	7,348	6,164	7,806	8,722	5,457	2,42,444	2,39,886	3,06,058	2,78,135	1,58,735
PROVISIONS AND OILMAN'S STORES—										
Butter Owts.	250	234	193	158	106	37,327	20,924	24,948	18,508	12,278
Other sorts of Provisions . Value	—	—	—	—	—	4,790	4,450	4,445	4,755	8,832
Total Provisions and Oilman's stores . . . "	—	—	—	—	—	42,117	31,374	29,793	23,263	16,160
SEEDS Tons	7	13	9	11	2	2,200	4,755	2,846	3,680	670
SPICES—										
Cardamoms Owts.	68	88	95	182	27	18,496	10,000	26,854	36,965	5,115
Ginger "	942	1,046	1,349	1,858	1,578	27,189	49,477	58,260	57,668	34,547
Pepper "	560	585	695	606	180	47,009	61,360	51,232	31,865	8,778
Other sorts "	47	153	9	10	22	1,845	2,875	610	615	930
Total Spices "	1,637	1,822	2,148	2,556	1,807	91,539	1,17,712	1,34,956	1,26,913	49,370
TEA, BLACK Lbs.	1,677,788	1,185,498	1,916,071	1,734,456	454,262	11,68,766	7,53,312	10,85,521	8,02,222	2,09,908
TEXTILES—										
Cotton—										
Twist and yarn "	2,200	1,200	50,400	1,200	..	4,800	1,200	18,981	900	..
Manufactures—										
Piece-goods—										
Grey (unbleached) . Yards	1,150,956	1,368,197	1,056,168	499,050	234,630	2,20,143	3,08,576	2,24,885	95,770	44,037
White (bleached) . . . "	10,630	62,100	86,975	..	24,306	4,235	14,437	41,025	..	4,250
Coloured, printed or dyed . . "	2,574,084	2,296,173	1,673,495	1,099,660	1,421,098	7,88,334	6,88,418	5,17,954	4,86,223	3,70,365
Total Piece-goods "	3,735,670	3,721,470	2,816,638	2,198,710	1,680,028	10,21,712	10,06,481	7,83,834	5,81,993	4,19,572
Other sorts of Manufactures . . Value	—	—	—	—	—	12,086	15,745	15,472	16,968	300
Total Cotton Manufactures (including Twist and Yarn) "	—	—	—	—	—	10,38,548	10,23,426	8,17,817	5,99,865	4,19,872
JUTE—										
Manufactures—										
Gunny bags No.	2,019,500	2,295,400	4,858,440	1,749,150	1,467,550	14,41,326	16,23,607	19,46,961	7,40,308	5,18,338
Gunny Cloth Yards	25,000	52,000	81,250	62,521	150,000	8,500	16,210	35,200	10,149	20,000
WOOD AND TIMBER . . Value	—	—	—	—	—	77,807	71,952	1,22,820	88,990	54,037
ALL OTHER ARTICLES OF MERCHANDISE "	—	—	—	—	—	18,444	20,846	23,100	31,721	37,560
GRAND TOTAL "	—	—	—	—	—	46,96,986	40,72,416	48,35,906	28,46,773	25,29,558

ANGLO-EGYPTIAN SUDAN—concluded

EXPORTS THERETO—concluded

ARTICLES	QUANTITY					VALUE				
	1927-28	1928-29	1929-30	1930-31	1931-32	1927-28	1928-29	1929-30	1930-31	1931-32
						R	R	R	R	R
FRUITS AND VEGETABLES—										
Fruits and vegetables : Dried, salted or preserved—										
Dates TONS	125	..	74	50,000	..	21,290
Other sorts Value	—	—	—	—	—	3,795	1,140	1,400	2,305	3,967
Total Fruits and Vegetables "	—	—	—	—	—	53,795	1,140	22,690	2,305	3,967
GLASS AND GLASSWARE . . . \$										
METALS AND ORES] . . . TONS										
Oils Gals.	774,723	263	862,775	304	275	1,76,433	12,680	1,72,555	9,950	6,905
PERFUMERY (not being FINE-FURNED SPIRITS) . . . Value	—	—	—	—	—	2,395	5,700	831	450	1,902
SILK Cwts.	136	133	135	569	39	2,907	5,771	5,200	12,915	2,190
SUGAR TONS	20	5,980
TEXTILES—										
Cotton—										
Manufactures—										
Piece goods—										
Grey (unbleached) . Yards	838,400	373,942	196,515	24,224	146,100	2,23,000	1,03,132	59,346	7,230	27,530
White (bleached) . . . "	68,738	72,466	3,810	23,872	23,930	1,072
Coloured, printed or dyed "	27,800	64,482	21,100	9,900	36,000	7,840	19,687	5,322	2,400	13,575
Total Piece-goods "	934,938	510,890	221,425	34,124	1,82,100	2,54,712	1,46,799	66,740	9,630	41,155
Other sorts of manufactures . . . Value	—	—	—	—	—	50	2,310	140
Total Cotton Manufactures (including twist and yarn) "	—	—	—	—	—	2,54,762	1,49,109	66,880	9,630	41,155
Postal articles not specified "	—	—	—	—	—	..	570	2,155
ALL OTHER ARTICLES OF MERCHANDISE "	—	—	—	—	—	12,081	16,008	12,872	12,638	40,551
GRAND TOTAL "	—	—	—	—	—	5,32,400	2,43,400	3,38,668	1,25,591	1,16,332
GRAND TOTAL OF INDIAN AND FOREIGN MERCHANDISE "	—	—	—	—	—	52,29,336	43,21,346	51,69,574	29,72,364	26,45,940

No. 13—continued

MAURITIUS AND DEPENDENCIES

IMPORTS THEREFROM

ARTICLES	QUANTITY					VALUE				
	1927-28	1928-29	1929-30	1930-31	1931-32	1927-28	1928-29	1929-30	1930-31	1931-32
						R	R	R	R	R
METALS (excluding ores) . Tons	42	45	10	72	6	24,994	24,829	13,084	26,718	2,510
VEHICLES excluding LOCOMOTIVES, ETC., FOR RAILWAYS— Mechanically propelled vehicles, etc.— Motor cars (including taxi cabs) No.	1	11,907
POSTAL ARTICLES NOT SPECIFIED "	—	—	—	—	—	1,906	1,790	1,069	717	29
ALL OTHER ARTICLES OF MERCHANDISE "	—	—	—	—	—	18,487	14,021	4,615	9,848	9,188
GRAND TOTAL "	—	—	—	—	—	57,394	40,650	18,768	37,278	12,727

EXPORTS THERETO

INDIAN MERCHANDISE

ARTICLES	QUANTITY					VALUE				
	1927-28	1928-29	1929-30	1930-31	1931-32	1927-28	1928-29	1929-30	1930-31	1931-32
						R	R	R	R	R
APPAREL (including DRAPERY, UNIFORMS, ACCOUTREMENTS, BUT excluding HOSIERY AND SCOTS AND SHOES) Value	—	—	—	—	—	40,282	23,919	27,375	13,067	13,185
BOOTS AND SHOES Pairs	4,112	1,860	1,525	1,308	1,570	6,427	3,575	3,309	1,895	2,525
BUILDING AND ENGINEERING MATERIALS— Other than of Iron, Steel or Wood Value	—	—	—	—	—	..	46,090	30,414	2,537	..
CANDLES OF ALL KINDS Lbs.	191,142	171,103	219,375	241,564	5,468	54,184	48,225	61,698	67,939	1,538
CHEMICALS AND CHEMICAL PREPARATIONS (excluding CHEMICAL MANURES AND MEDICINES)— Potassium compounds— Saltpetre Cwts.	12,682	6,350	2,278	4,457	45,837	1,89,147	1,20,000	45,560	70,506	4,68,302
Other sorts of chemicals Value	—	—	—	—	—	615	4,861	6,761	822	2,055
Total Chemicals, etc. "	—	—	—	—	—	1,89,762	1,24,861	52,321	71,328	4,70,357
COAL AND COKE Tons	1,555	1,720	2,151	2,007	1,180	13,560	19,300	24,046	22,077	12,930
COIR, MANUFACTURED (excluding ROPE) "	67	34	59	108	49	28,847	15,138	26,942	23,762	17,676
CORDAGE AND ROPE of VEGETABLE FIBRE (excluding JUTE AND COTTON) Cwts.	609	383	442	509	279	21,921	15,426	15,353	16,914	7,807
DRUGS AND MEDICINES (excluding CHEMICALS AND NARCOTICS) Value	—	—	—	—	—	4,663	3,751	4,539	5,024	3,324
DYEING AND TANNING SUBSTANCES— Turmeric Cwts.	2,140	1,922	2,173	1,772	1,705	69,842	61,602	64,707	45,258	36,055
Other sorts "	12	11	4	..	17	88	103	108	..	1,700
Total Dyeing and Tanning Substances "	2,152	1,933	2,182	1,772	1,722	69,930	61,705	64,815	45,258	37,755
FISH (excluding CANNED FISH)— Fish, dry, unsalted "	6,141	3,385	2,698	3,647	3,834	1,90,861	1,09,880	85,217	1,09,789	39,686
Fish, dry salted "	13	..	175	7	117	390	..	5,750	150	1,250
FODDER, BRAN, AND POLLARDS (excluding oilcake) Tons	1,303	775	754	806	243	1,53,577	79,510	76,912	60,907	14,345

No. 13—continued
 MAURITIUS AND DEPENDENCIES. continued
 EXPORTS THERETO—continued

INDIAN MERCHANDISE—continued

ARTICLES	QUANTITY					VALUE				
	1927-28	1928-29	1929-30	1930-31	1931-32	1927-28	1928-29	1929-30	1930-31	1931-32
FRUITS AND VEGETABLES—						R	R	R	R	R
Fresh Fruits and Vegetables Value	—	—	—	—	—	45,874	15,754	11,501	20,029	10,1
Fruits and vegetables: dried, salted, or preserved, all sorts . . . Tons	82	90	86	55	88	15,922	16,487	15,939	5,444	12,1
Total Fruits and Vegetables Value	—	—	—	—	—	61,296	32,191	27,440	25,473	22,1
GLASS AND GLASSWARE	—	—	—	—	—	9,775	3,582	420	2,746	2,8
GRAIN, PULSE AND FLOUR—										
Oats Tons	..	52	..	5	6,293	..	1,050	..
Pulse—										
Gram "	1,365	770	666	452	487	1,64,550	1,08,065	1,02,137	62,671	1,40,1
Lentils "	1,604	707	1,418	791	1,252	4,12,551	2,41,289	3,55,467	1,88,787	2,46,0
Pulse, other sorts "	4,233	3,301	3,827	2,949	3,517	7,41,340	5,96,467	6,21,640	4,32,492	4,40,8
Total pulse "	7,192	4,778	5,911	4,192	5,256	13,18,441	9,45,821	10,79,274	6,83,950	7,57,0
Rice not in the husk "	64,964	57,693	61,855	49,626	50,640	1,15,25,095	1,02,88,340	1,00,21,201	64,91,286	54,01,2
Wheat flour "	4,172	2,757	2,742	4,434	1,277	8,23,984	5,22,088	5,48,017	6,23,095	1,39,9
Other sorts "	147	169	123	146	98	30,779	38,837	28,655	28,317	13,2
Total Grain, Pulse and Flour	76,475	65,449	70,631	58,403	57,221	1,36,98,299	1,18,01,434	1,16,78,147	78,28,208	62,91,5
INSTRUMENTS, APPARATUS, AND APPLIANCES AND PARTS THEREOF	—	—	—	—	—	7,003	7,066	4,646	11,818	7
LEATHER—										
Hides and Skins, tanned or dressed Tons	961	4,085	5,048	1,778	353	2,371	7,576	7,888	2,904	1,41
METALS AND ORES—										
Brass, Bronze and similar alloys, wrought Cwts.	110	73	35	76	46	12,206	9,710	4,560	8,330	5,71
Other metals and ores Tons	16	11	13	5	2	49,513	41,034	39,656	11,840	4,85
Total Metals and Ores	22	15	15	9	4	61,798	52,744	44,216	20,170	10,61
OILS—										
Vegetable, non-essential—										
Castor Gals.	22,715	23,804	20,626	16,893	19,969	47,302	49,963	38,127	23,761	27,15
Cocunut "	779	960	4,386	5,200
Groundnut "	47,260	38,453	58,151	90,481	42,400	1,48,167	87,441	1,37,073	1,97,689	28,050
Linseed "	1,948	1,000	1,956	4,216	1,050	6,950	3,328	5,175	12,800	2,047
Mustard or rape "	172,169	149,323	120,222	111,428	1,65,284	4,54,426	3,67,431	2,75,927	2,30,525	2,60,306
Besamum (til or flajil) "	11,864	7,381	11,755	21,770	14,960	37,245	18,237	27,672	56,081	35,105
Other sorts "	..	384	1,812	..	387	..	2,080	9,815	..	2,419
Total Vegetable, Non-essential	256,735	221,305	214,522	253,788	244,050	6,98,476	5,33,685	4,93,799	5,25,806	4,15,093
PERFUMERY (not being perfumed spirits) Value	—	—	—	—	—	6,559	3,878	9,655	3,187	1,954
PROVISIONS AND OIL-MAN'S STORES—										
Ghi Cwts.	2,227	2,123	1,780	1,364	1,946	2,43,514	2,28,913	1,78,726	1,33,437	1,63,399
Other sorts of provisions Value	—	—	—	—	—	938	4,540	5,478	6,138	2,987
Total Provisions and Oil-man's stores	—	—	—	—	—	2,44,452	2,33,453	1,84,204	1,39,575	1,66,386
SEEDS—										
Oil-seeds—										
Essential—										
Coriander Tons	99	94	113	68	90	41,004	37,070	18,305	10,069	17,839
Cumin (other than black),	27	20	15	16	11	28,150	28,444	10,955	16,911	8,405
Other sorts "	15	17	14	14	9	6,792	9,144	7,154	6,997	4,356
Total Seeds, Essential	141	131	142	98	110	75,956	70,658	42,414	33,977	30,600

No. 13—continued
 MAURITIUS AND DEPENDENCIES—continued
 EXPORTS THERETO—continued

INDIAN MERCHANDISE—concluded

ARTICLES	QUANTITY					VALUE				
	1927-28	1928-29	1929-30	1930-31	1931-32	1927-28	1928-29	1929-30	1930-31	1931-32
SEEDS—continued										
Oil-seeds—continued										
Non-essential— Groundnuts . . . Tons	120	..	60	21,800	..
Mustard . . . "	83	19	24	27	22	14,217	7,468	7,852	9,397	8,186
Other sorts . . . "	13	23	23	15	21	6,289	9,783	9,143	5,707	7,610
Total Seeds, Non-essential ..	46	42	47	162	43	20,566	17,251	16,995	36,904	15,796
Other than oil-seeds . . . "	3	1	2	1,330	290	337	480	100
Total Seeds . . . "	100	174	191	260	153	97,851	87,799	50,746	71,361	45,905
SPICES—										
Chillies . . . Cwts.	2,188	1,909	1,450	1,489	1,091	81,945	82,462	87,875	21,764	22,634
Pepper . . . "	89	82	5	17	..	18,079	5,710	560	814	..
Other sorts . . . "	125	74	62	32	26	8,060	6,099	5,533	3,670	1,800
Total Spices . . . "	2,397	2,065	1,517	1,488	2,017	1,08,084	44,331	44,018	26,348	24,434
TEA, BLACK . . . Lbs.	11,924	13,995	5,728	1,255	11,026	11,145	12,475	4,646	1,032	4,744
TEXTILES—										
Cotton—										
Raw . . . Tons	7	1	1	..	1	7,350	451	1,550	..	830
Waste . . . Cwts.	35	215	406	111	194	1,400	7,800	7,985	2,880	6,136
Manufactures—										
Hosiery . . . Value	—	—	—	—	—	1,320	6,300	1,200	500	..
Piecegoods—										
Grey (unbleached) . Yards	672,610	242,644	178,442	54,175	55,420	1,66,910	1,01,237	60,743	13,520	11,470
White (bleached) . . "	3,840	2,954	74,100	1,600	2,100	9,237
Coloured, printed, or dyed . . . "	2,485,870	1,074,201	2,050,749	1,052,939	571,063	9,65,143	4,54,306	3,64,508	4,13,786	2,08,294
Total Piece goods . . . "	3,111,320	1,319,799	2,303,291	1,107,164	626,483	11,33,653	5,57,693	9,34,488	4,32,305	2,19,764
Other sorts of manu- factures . . . Value	—	—	—	—	—	26,246	12,295	17,061	3,775	6,825
Total Cotton manufactures (including Twist and Yarn) . . . "	—	—	—	—	—	11,61,734	5,76,238	9,52,749	4,36,580	2,26,589
Haberdashery and Millinery . . . "	—	—	—	—	—	2,450	..	3,313	600	3,137
Jute—										
Manufactures— Gunny bags . . . No.	2,323,700	2,866,600	3,677,100	3,838,812	2,619,183	12,46,480	14,86,748	10,85,640	12,97,587	7,57,558
cloth . . . Yards	23,750	19,100	35,000	11,000	39,000	7,152	4,305	8,662	2,550	8,880
Rope and twine . Cwts.	783	427	725	603	590	14,834	9,081	13,805	13,550	7,751
Other sorts . . . Value	—	—	—	—	—	..	1,306
Total Jute manu- factures (including twist and Yarn) ..	—	—	—	—	—	12,68,516	15,01,940	17,08,107	13,13,637	7,74,186
UMBRELLAS, including PARASOLS AND SUN- SHADES . . . No.	12,000	3,336	6,012	4,543	7,500	19,372	12,214	8,656	6,125	9,400
WOOD AND TIMBER—										
Teak wood . . . Cubic Tons	1,023	210	537	520	693	1,43,420	40,102	1,09,674	87,138	1,04,327
Manufactures of wood other than furniture and cabinet- ware . . . Value	—	—	—	—	—	3,150	400	23,649	2,150	..
POSTAL ARTICLES . . . "	—	—	—	—	—	46,331	33,353	25,630	26,732	21,135
ALL OTHER ARTICLES OF MERCHANDISE . . . "	—	—	—	—	—	36,133	34,475	33,107	18,517	20,759
GRAND TOTAL . . . "	—	—	—	—	—	1,24,76,466	1,55,33,422	1,59,11,926	1,09,97,213	83,46,720

MAURITIUS AND DEPENDENCIES—concluded

EXPORTS THERETO—concluded

FOREIGN MERCHANDISE

ARTICLES	QUANTITY					VALUE				
	1927-28	1928-29	1929-30	1930-31	1931-32	1927-28	1928-29	1929-30	1930-31	1931-32
						R	R	R	R	R
APPAREL (including DRAPERY, UNIFORMS, AND ACCOUTREMENTS, BUT excluding HOSIERY AND BOOTS AND SHOES) . . . Value	—	—	—	—	—	5,485	1,000	775	1,050	60
COAL AND COKE . . . Tons	1,200	480	980	100	..	24,000	8,640	17,640	1,800	..
CUTLERY . . . Value	—	—	—	—	—	13,850	1,850	1,300	1,000	95
DRUGS AND MEDICINES (excluding CHEMICALS AND NARCOTICS) . . . "	—	—	—	—	—	15,861	9,110	9,324	7,626	8,04
EARTHENWARE AND PORCELAIN (excluding PIPES OF EARTHENWARE) . . . "	—	—	—	—	—	14,506	3,612	7,947	5,006	1,97
FRUITS AND VEGETABLES . . . "	—	—	—	—	—	10,692	14,529	8,713	9,345	11,54
GLASS AND GLASSWARE . . . "	—	—	—	—	—	37,690	10,473	19,176	6,483	8,79
GUMS AND RESINS . . . Cwts.	51	44	447	15	53	1,780	1,785	7,720	555	1,18
HARDWARE (excluding CUTLERY AND ELECTRO-PLATED WARE) . . . Value	—	—	—	—	—	35,312	10,167	13,151	1,044	1,70
(INSTRUMENTS, APPARATUS AND APPLIANCES, AND PARTS THEREOF) . . . "	—	—	—	—	—	4,535	3,050	2,300	3,460	7
METALS AND ORES . . . Tons	9	2	1	5	8	16,515	4,995	2,120	2,853	17,15
TEXTILES—										
Cotton—										
Manufactures—										
Hosiery . . . Value	—	—	—	—	—	5,480	2,750	9,555	1,215	980
Piece goods—										
Grey (unbleached) Yards	14,400	15,400	8,800	3,200	1,570	6,250	4,555	2,352	1,900	700
White (bleached). "	230,027	71,317	106,896	1,029	2,043	70,980	23,737	18,714	804	1,409
Coloured, printed, or dyed . . . "	410,078	307,156	317,723	145,950	187,860	1,51,963	94,541	86,409	33,080	39,374
Total Piece goods . . . "	718,505	393,873	433,419	150,179	101,487	2,29,193	1,22,833	1,07,475	35,793	41,534
Other sorts of manu- factures . . . Value	—	—	—	—	—	550	..	1,900	2,140	..
Total Cotton manufac- tures (including Twist and Yard) . . . "	—	—	—	—	—	2,35,173	1,25,583	1,18,930	37,933	42,514
HABERDASHERY AND MULLINEY . . . "	—	—	—	—	—	36,623	11,150	10,075	6,300	15,350
SILK MANUFACTURES . . . "	—	—	—	—	—	8,379
WOOL MANUFACTURES . . . "	—	—	—	—	—	6,886	..	540	480	7 515
OTHER TEXTILE MANU- FACTURES . . . "	—	—	—	—	—	20,466	475	898	10,680	75,00
POSTAL ARTICLES . . . "	—	—	—	—	—	23,680	30,331	45,083	58,606	1 6,79
ALL OTHER ARTICLES OF MERCHANDISE . . . "	—	—	—	—	—	24,114	21,612	23,324	13,799	16,708
GRAND TOTAL . . . "	—	—	—	—	—	5,35,947	2,70,002	2,89,021	1,73,020	2,10,373
GRAND TOTAL OF INDIANI AND FOREIGN MERCHANDISE . . . "	—	—	—	—	—	1,90,11,815	1,58,53,014	1,62,00,957	1,11,70,233	90,57,093

No. 13—continued

SEYCHELLES

IMPORTS THEREFROM

ARTICLES	QUANTITY					VALUE				
	1927-28	1928-29	1929-30	1930-31	1931-32	1927-28	1928-29	1929-30	1930-31	1931-32
SEEDS Tons	102	968	19	429	751	R 87,246	R 3,19,861	R 7,480	R 1,39,680	R 2,17,631
POSTAL ARTICLES NOT SPECIFIED . . . Value	—	—	—	—	—	577	419	415	622	570
ALL OTHER ARTICLES OF MERCHANDISE . . . "	—	—	—	—	—	7,592	7,726	10,079	4,800	16,456
GRAND TOTAL . . . "	—	—	—	—	—	45,415	3,27,506	18,874	1,45,052	2,34,657

EXPORTS THERETO

INDIAN MERCHANDISE

ARTICLES	QUANTITY					VALUE				
	1927-28	1928-29	1929-30	1930-31	1931-32	1927-28	1928-29	1929-30	1930-31	1931-32
Candles of all kinds . . Lbs.	12,750	26,048	19,462	11,948	6,480	R 3,586	R 7,578	R 8,786	R 3,350	R 1,825
FRUITS AND VEGETABLES Value	—	—	—	—	—	9,620	10,687	9,737	8,729	6,106
GRAIN, PULSE AND FLOUR—										
Maize Tons	3	42	40	30	4	600	8,534	7,926	5,335	5 90
Pulse—										
Lentils "	88	90	100	72	66	22,060	23,032	26,295	17,066	14,918
Other sorts . . . "	7	5	6	8	8	1,856	1,891	1,771	2,218	2,001
Total Pulse . . . "	95	95	106	80	74	23,936	24,923	28,066	20,184	16,914
Rice, not in the husk . . "	2,237	2,292	2,431	2,253	2,252	4,00,684	3,55,506	3,56,122	2,80,188	2,44,452
Wheat flour "	302	297	357	282	203	87,385	77,661	87,112	62,202	56,122
Other sorts "	—	—	—	—	—	198	220	148	96	58
Total Grain, Pulse and Flour . . "	2,637	2,726	2,934	2,645	2,598	5,12,753	4,06,844	5,00,874	3,77,000	3,18,136
Hardware (excluding cutlery, etc.) . . Value	—	—	—	—	—	5,280	7,485	4,055	4,155	2,074
Metals and ores . . . Tons	1	7	16	7	2	1,540	5,425	7,938	2,808	1,685
PROVISIONS AND OILMAN'S STORES (including FISH AND FRUITS AND VEGETABLES CANNED OR BOTTLED) . . . Value	—	—	—	—	—	8,340	7,230	8,587	7,907	6,880
SEEDS Tons	7	8	18	9	0	4,505	2,674	4,929	3,160	2,330
Spices "	43	53	55	217	46	2,290	3,505	3,205	15,682	1,795
TEA, BLACK Lbs.	11,841	9,488	11,111	11,283	11,908	10,823	8,661	10,075	8,678	7,568
TEXTILES—										
Cotton—										
Manufactures—										
Piece goods—										
Grey (unbleached) . Yards	179,150	33,760	58,000	2,800	27,000	44,480	10,010	17,500	960	8,800
White (bleached) . . "	4,400	900	2,000	5,000	—	2,300	460	500	1,400	—
Coloured, printed, or dyed "	476,440	450,560	400,700	193,400	186,266	1,50,017	1,17,145	1,12,760	61,095	54,865
Other sorts of manufactures . . Value	—	—	—	—	—	9,400	1,870	650	325	250
Total Cotton manufactures (including Twist and Yarn) . . . "	—	—	—	—	—	2,06,147	1,28,978	1,31,410	63,780	62,915
Jute manufactures (including Twist and Yarn) "	—	—	—	—	—	39,740	21,240	27,370	15,425	8,374
POSTAL ARTICLES "	—	—	—	—	—	15,077	24,471	13,508	5,461	3,431
ALL OTHER ARTICLES OF MERCHANDISE . . . "	—	—	—	—	—	11,565	11,454	10,276	11,165	5,324
GRAND TOTAL "	—	—	—	—	—	831,266	7,86,169	7,44,260	5,27,309	4,29,923

No. 13—continued
SEYCHELLES—continued
EXPORTS THERE TO—continued

FOREIGN MERCHANDISE

ARTICLES	QUANTITY					VALUE				
	1927-28	1928-29	1929-30	1930-31	1931-32	1927-28	1928-29	1929-30	1930-31	1931-32
						R	R	R	R	R
GLASS AND GLASSWARE . Value	—	—	—	—	—	4,446	6,137	4,575	6,029	4,804
HARDWARE, excluding CUTLERY AND ELECTROPLATED WARE	—	—	—	—	—	8,287	9,994	13,404	5,828	3,806
INSTRUMENTS, APPARATUS AND APPLIANCES AND PARTS THEREOF	—	—	—	—	—	6,708	2,910	1,525	1,015	130
MATSONS Gross of boxes	4,900	1,500	3,500	2,100	2,100	6,377	3,036	4,375	1,708	4,500
MINERALS AND ORES Tons	18	7	18	22	5	6,702	4,629	6,046	7,222	2,780
SUGAR "	277	143	312	211	236	84,497	38,965	81,434	41,321	49,733
TEXTILES—										
Cotton—										
Manufactures—										
Piecegoods—										
Grey (unbleached) Yards	48,244	41,310	40,115	58,724	71,212	14,231	12,006	11,892	14,766	15,615
White (bleached)	57,068	54,194	46,446	31,418	15,777	23,115	16,355	15,420	12,485	5,080
Coloured, printed, or dyed	79,213	156,384	84,319	116,263	11,380	26,805	47,197	25,801	27,015	2,810
Total Piecegoods	184,525	252,388	170,880	206,405	98,369	64,151	75,558	52,013	54,266	23,505
Other sorts of manufactures Value	—	—	—	—	—	2,450	1,900	2,425	1,040	200
Total Cotton manufactures (including twist and yarn)	—	—	—	—	—	66,601	77,458	55,338	55,306	23,705
TOBACCO Lbs:	1,098	30	..	7,350	153	..
POSTAL ARTICLES Value	—	—	—	—	—	1,189	765	816	1,107	722
ALL OTHER ARTICLES OF MERCHANDISE	—	—	—	—	—	28,757	36,981	38,149	23,870	24,698
GRAND TOTAL	—	—	—	—	—	2,81,409	1,80,875	2,05,722	1,43,554	1,14,758
GRAND TOTAL OF INDIAN AND FOREIGN MERCHANDISE	—	—	—	—	—	10,62,675	9,17,044	9,49,982	6,70,863	5,44,711

No. 13—continued
NORTH AMERICA—CANADA
IMPORTS THEREFROM

ARTICLES	QUANTITY					VALUE				
	1927-28	1928-29	1929-30	1930-31	1931-32	1927-28	1928-29	1929-30	1930-31	1931-32
BELTS FOR MACHINERY . Value	—	—	—	—	—	R	R	R	R	R
BOOKS, PRINTED AND PRINTED MATTER, ETC. . Cwts.	39	50	76	135	44	12,764	27,844	41,493	15,750	8,093
BOOTS AND SHOES— Rubber soled— With canvas supports . Pairs	—	249,375	544,706	70,184	1,056	—	5,09,489	10,35,589	1,55,373	2,148
Of other materials . . . "	116,213	468	3,977	8	24	2,41,062	1,052	8,548	40	26
Total Boots and shoes . . . "	116,213	250,343	548,683	70,187	1,080	2,41,062	5,10,541	10,44,137	1,55,413	2,174
BUILDING AND ENGINEERING MATERIALS . Value	—	—	—	—	—	19,087	3,708	1,294
CHEMICALS AND CHEMICAL PREPARATIONS (excluding CHEMICAL MANURES AND MEDICINES)—										
Carbide of Calcium . Cwts.	1,179	1,383	785	2,946	5,425	15,972	24,192	13,554	54,442	1,05,322
Other sorts of chemicals . Value	—	—	—	—	—	595	..	227	70	..
Total Chemicals and chemical preparations . . . "	—	—	—	—	—	16,567	24,192	13,781	54,512	1,05,322
CLOCKS AND WATCHES AND PARTS THEREOF— Clocks and time pieces . No.	2,581	684	114	3	2	14,914	5,783	703	52	189
GRAIN, PULSE AND FLOUR— Wheat Tons	..	15,278	6,768	22,36,708	9,60,310
HARDWARE, excluding CUTLERY AND ELECTROPLATED WARE . Value	—	—	—	—	—	21,854	17,352	55,604	42,918	11,840
INSTRUMENTS, APPARATUS AND APPLIANCES AND PARTS THEREOF . . . "	—	—	—	—	—	4,240	1,395	8,572	55,144	4,638
MACHINERY AND MILLWORK— Machinery, not being prime-movers or electrical machinery— Agricultural machinery "	—	—	—	—	—	13,298	30,075	36,624	19,651	150
Other sorts of machinery "	—	—	—	—	—	8,078	12,721	1,92,669	62,145	1,30,840
Total Machinery and Millwork "	—	—	—	—	—	21,371	42,795	2,29,293	81,796	1,30,990
METALS AND ORES— Aluminium, wrought . Cwts.	4,010	3,886	2,712	3,13,326	2,84,387	1,77,637
Brass, Bronze and similar alloys and manufactures thereof "	9	357	129	112	6	1,131	36,861	20,228	16,500	924
Iron or Steel— Fencing materials (including fencing wire) . Tons	23	23	77	89	..	11,558	10,101	27,626	31,656	..
Other manufactures of iron or steel "	32	39	245	28	227	14,030	16,474	60,187	12,896	61,607
Total Iron or Steel "	55	62	322	117	227	25,588	26,575	87,813	44,552	61,607
Other metals "	1	..	22	..	170	68	..	7,469	..	37,385
Total Metals (excluding Ores) "	56	62	344	117	397	26,787	63,510	4,28,286	3,45,030	2,77,616

* Separately recorded from 1928-29.

NORTH AMERICA—CANADA—continued

IMPORTS THEREFROM—continued

ARTICLES	QUANTITY					VALUE				
	1927-28	1928-29	1929-30	1930-31	1931-32	1927-28	1928-29	1929-30	1930-31	1931-32
PAINTS AND PAINTER'S MATERIALS . . . Value	—	—	—	—	—	538	40,536	1,128	1,032	2,885
PAPER AND PAPERBOARD—										
Writing paper and envelopes . . . Cwts.	604	429	323	536	448	21,520	15,567	11,735	15,274	12,764
Other kinds . . . "	23	78	7	9	..	580	2,136	673	400	85
Total Paper and Paperboard "	627	507	330	545	448	22,106	17,703	12,408	15,674	12,821
PAPER MAKING MATERIALS . . . "	—	—	—	—	16,053	—	—	—	—	92,28
PROVISIONS AND OILMAN'S STORES (including FISH AND FRUITS AND VEGETABLES, CANNED OR BOTTLED)—										
Canned and bottled provisions not specified elsewhere—										
Tinned or canned fish "	1,188	1,747	1,696	2,287	1,412	40,385	70,224	75,726	80,777	42,01
Other sorts of Provisions . Value	—	—	—	—	—	10,716	8,450	6,885	11,840	33,91
Total Provisions and oilman's stores . . . "	—	—	—	—	—	60,101	87,674	82,611	1,01,617	75,92
RUBBER—										
Manufactures—										
Pneumatic motor covers No.	88,892	144,399	117,301	54,871	23,944	38,13,770	56,86,174	53,12,634	20,30,709	7,55,41
" " tubes "	18,188	170,770	98,267	63,233	20,060	6,51,842	12,34,774	7,78,646	4,14,579	1,05,87
" " cycle covers "	1,252	802	792	1,167	1,323	17,335	12,251	11,553	17,148	16,40
Pneumatic motor cycle tubes "	2,895	2,517	1,413	2,420	2,786	11,326	9,490	3,473	8,146	6,14
Solid rubber tyres . . . "	1,099	587	200	..	2	1,54,297	97,818	25,605	..	6,14
Other manufactures, etc. . Value	—	—	—	—	—	67,787	93,264	48,911	26,578	15,43
Total Rubber manufactures . . . "	—	—	—	—	—	45,16,257	71,38,771	61,80,821	24,97,250	8,99,473
SUGAR—										
Sugar, 16 Dutch Standard and above . . . Tons	400	99	..	—	—	88,796	21,939	26	—	—
TEXTILES—										
Artificial silk yarn . . . Lbs.	145,000	119,000	194,230	2,29,500	151,610	2,87,290	2,34,236	2,74,363	2,66,690	1,44,055
Other sorts of Artificial silk Value	—	—	—	—	—	6,209	1,293	50,180	30,594	..
VEHICLES, excluding LOCOMOTIVES, ETC., FOR RAILWAYS—										
Mechanically propelled vehicles (excluding railway locomotives and tractors)—										
Aircraft . . . No.	2	21,838
Motor Cars (including taxi cabs) "	3,400	4,366	2,318	3,250	676	64,17,775	71,77,720	41,70,468	53,97,702	10,39,633
Motor omnibuses, motor vans and motor lorries—										
Imported with bodies "	733	651	129	39	10	9,75,038	8,65,164	1,88,722	70,772	12,731
Chassis . . . "	3,535	3,959	2,670	2,358	588	44,96,989	52,47,825	43,79,923	35,27,442	8,83,588
Parts of mechanically propelled vehicles and accessories other than of aircraft (excluding rubber tyres) . Value	—	—	—	—	—	5,83,971	7,02,439	8,34,227	5,02,330	3,53,443
Total Mechanically propelled vehicles . . . "	—	—	—	—	—	1,23,73,773	1,39,93,148	95,73,340	94,98,246	23,11,233
Other sorts including parts and accessories . . . "	—	—	—	—	—	55	55	286	1,547	70
Total Vehicles . . . "	—	—	—	—	—	1,23,73,828	1,39,93,203	95,73,626	94,99,793	23,11,312

No. 13—continued

NORTH AMERICA—CANADA—continued

IMPORTS THEREFROM—concluded

ARTICLES	QUANTITY					VALUE				
	1927-28	1928-29	1929-30	1930-31	1931-32	1927-28	1928-29	1929-30	1930-31	1931-32
						B	B	B	B	B
WOOD AND TIMBER—										
Deal and pine wood Cubic Tons	1,091	647	188	445	829	1,10,884	61,023	18,343	41,437	26,855
Other kinds of Wood and Timber Value	—	—	—	—	—	205	68	1,068	—	490
Total Wood and Timber	—	—	—	—	—	1,11,089	61,091	19,411	41,437	27,345
POSTAL ARTICLES NOT SPECIFIED	—	—	—	—	—	8,739	8,690	8,448	6,176	4,420
ALL OTHER ARTICLES OF MERCHANDISE	—	—	—	—	—	13,824	33,003	40,081	45,594	45,638
GRAND TOTAL	—	—	—	—	—	1,78,50,307	2,45,72,128	1,90,59,605	1,32,56,689	41,66,504

EXPORTS THERETO

INDIAN MERCHANDISE

ARTICLES	QUANTITY					VALUE				
	1927-28	1928-29	1929-30	1930-31	1931-32	1927-28	1928-29	1929-30	1930-31	1931-32
						B	B	B	B	B
COFFEE Cwts.	455	1,980	600	659	607	42,206	1,67,595	52,052	51,031	40,512
COIR, MANUFACTURED (excluding ROPE) Tons	71	21	67	31	74	24,900	7,110	35,950	3,715	23,600
DRUGS AND MEDICINES (excluding CHEMICALS AND NARCOTICS) Value	—	—	—	—	—	9,765	4,045	3,740	5,450	19,750
DYEING AND TANNING SUBSTANCES—										
Myrobalsan extracts Cwts.	508	370	6,474	4,335
GRAIN, PULSE, AND FLOUR—										
Pulse, all sorts Tons	171	233	139	212	156	26,860	32,962	21,804	23,675	10,937
Rice in the husk	127	600	..	86	..	12,377	50,164	..	6,982	..
Rice, not in the husk Value	2,156	1,025	5,950	4,087	6,000	3,77,455	1,38,954	6,37,614	4,60,238	4,70,024
HIDES AND SKINS, RAW—										
Hides, raw—										
Buffalo hides { Tons 89 134 1,12,449 1,68,535	89	134	1,12,449	1,68,535
Cow hides { Tons 3 13,400	3	13,400
Calf skins { Tons 9 9,782	9	9,782
.. { No. 6,500 11,300	6,500	11,300
LAC—										
Shell Cwts.	44	123	7,500	6,156
LEATHER—										
Hides, tanned or dressed—										
Cowhides Tons	1	30	26	53	..	3,450	68,155	55,370	77,455	..
METALS AND ORES—										
Brass, Bronze and similar alloys, wrought Cwts.	220	416	433	341	176	43,332	88,666	64,751	52,662	23,941
Manganese ore Tons	..	4,900	..	3,260	100	..	1,96,000	..	88,020	3,000
MICA Cwts.	146	557	934	470	717	42,776	1,53,703	2,30,008	96,639	1,76,544
OILS—										
Essential—										
Sandalwood Gals.	802	408	1,12,607	61,740
Vegetable, non-essential—										
Castor Tons	6,085	10,700
Coconut	2,400	6,000
PARAFFIN WAX	725	990	828	807	1,017	3,29,375	4,40,450	3,76,744	3,60,885	4,27,140
PROVISIONS AND OILMAN'S STORES Value	—	—	—	—	—	10,529	18,655	9,540	19,203	12,642
SPICES—										
Pepper Cwts.	869	1,251	1,716	1,573	1,813	60,225	1,07,590	1,39,040	76,674	71,544
Other sorts	100	263	120	164	722	2,257	10,343	4,106	5,800	18,453
Total Spices	969	1,514	1,836	1,737	2,535	62,482	1,17,933	1,43,146	82,474	89,997

No. 13—continued

NORTH AMERICA—CANADA—concluded

EXPORTS THERETO—continued

INDIAN MERCHANDISE—continued

ARTICLES	QUANTITY					VALUE				
	1927-28	1928-29	1929-30	1930-31	1931-32	1927-28	1928-29	1929-30	1930-31	1931-32
						R	R	R	R	R
TEA—										
Black Lbs.	9,284,837	11,207,718	12,352,641	10,175,704	14,133,465	69,47,207	70,87,688	74,40,156	61,86,716	67,40,433
Green "	1,300	1,300
Total Tea "	9,286,137	11,207,718	12,352,641	10,175,704	14,133,465	69,48,507	70,87,688	74,40,156	61,86,716	67,40,433
TEXTILES—										
Cotton, raw . . Tons	8	..	4	..	8	7,750	..	4,000	..	4,150
Jute—										
Manufactures—										
Gunny bags . No.	917,700	517,800	831,700	882,200	477,400	2,33,831	1,67,008	1,95,743	1,82,342	1,09,806
" cloth . Yards	68,833,643	75,708,889	81,568,875	78,063,515	63,292,178	1,32,34,001	1,52,19,304	1,43,82,707	90,78,057	64,78,565
Wool—										
Raw Lbs.	6,008	19,671
Manufactures—										
Carpets and rugs . "	48,830	61,692	60,185	92,121	44,920	1,50,302	1,60,119	2,21,615	2,95,156	1,17,442
Other sorts . "	5,282	2,395	6,117	1,013	2,564	16,438	6,122	16,123	2,437	7,370
TOBACCO—										
Unmanufactured . "	74,107	23,188
WOOD AND TIMBER . . Value	—	—	—	—	—	4,921	20,118	2,253	2,991	2,773
ALL OTHER ARTICLES OF MERCHANDISE . . "	—	—	—	—	—	24,749	45,166	63,363	75,120	81,538
GRAND TOTAL "	—	—	—	—	—	2,18,97,844	2,44,04,219	2,40,06,429	1,71,54,324	1,47,60,414

FOREIGN MERCHANDISE

ARTICLES	QUANTITY					VALUE				
	1927-28	1928-29	1929-30	1930-31	1931-32	1927-28	1928-29	1929-30	1930-31	1931-32
						R	R	R	R	R
TEXTILES—										
Wool, manufactured . Value	—	—	—	—	—	18,880	57,877	66,830	6,430	11,442
ALL OTHER ARTICLES OF MERCHANDISE "	—	—	—	—	—	6,055	24,333	2,522	10,198	13,645
GRAND TOTAL "	—	—	—	—	—	24,435	82,210	69,352	16,628	25,087
GRAND TOTAL CANADIAN AND FOREIGN MERCHANDISE "	—	—	—	—	—	2,19,22,279	2,44,86,429	2,40,75,781	1,71,70,952	1,47,85,501

No. 13—continued
NEWFOUNDLAND AND COAST OF LABRADOR

IMPORTS THEREFROM

Nil.

EXPORTS THERETO

INDIAN MERCHANDISE

ARTICLES	QUANTITY					VALUE				
	1927-28	1928-29	1929-30	1930-31	1931-32	1927-28	1928-29	1929-30	1930-31	1931-32
Leather— Hides tanned or dressed	..	9	R	R	R	R	R
All other Articles of Merchandise	..	1,360	20,400
GRAND TOTAL	—	—	—	—	—	780	250
						780	20,400	250

FOREIGN MERCHANDISE

Nil.

NORTH AMERICA—UNITED STATES

IMPORTS THEREFROM

ARTICLES	QUANTITY					VALUE				
	1927-28	1928-29	1929-30	1930-31	1931-32	1927-28	1928-29	1929-30	1930-31	1931-32
ANIMALS, LIVING . . . No.	3	16	57	67	18	R 60	R 1,388	R 2,768	R 2,480	R 525
APPAREL (excluding HOSIERY AND BOOTS AND SHOES)— Apparel (including dra- perry, uniforms, accou- tments) . . . Value	—	—	—	—	—	1,47,703	2,15,430	2,01,880	1,56,219	1,22,156
Second-hand clothing . . .	—	—	—	—	—	5,38,735	10,87,819	13,66,458	9,54,161	8,96,614
Others . . .	—	—	—	—	—	8,348	10,125	10,964	4,380	2,321
Total Apparel, etc. . .	—	—	—	—	—	6,94,781	13,13,374	15,79,256	10,84,700	10,21,091
ARMS, AMMUNITION AND MILITARY STORES— Cartridge cases— Filled— Shot gun cartridges (a) No.	—	1,653,525	1,983,750	1,335,276	1,339,100	—	1,08,770	1,84,776	90,125	85,793
Rifle and other cartridges (a)	—	1,650,620	2,025,914	1,905,805	1,475,762	—	62,806	75,870	64,646	45,549
Total filled . . .	4,768,406	3,304,145	4,009,664	3,241,081	2,814,862	2,27,652	1,71,646	2,10,605	1,54,771	1,31,342
Empty . . .	105,400	27,500	15,700	5,100	2,000	3,644	1,397	1,080	279	100
Total Cartridge cases . . .	4,873,806	3,331,645	4,025,364	3,246,181	2,816,862	2,31,296	1,73,043	2,11,685	1,55,050	1,31,442
Fire-arms, and parts thereof . . . Value	—	—	—	—	—	2,94,210	1,39,809	1,38,008	1,27,894	1,32,863
Other sorts . . .	—	—	—	—	—	6,346	9,201	3,173	6,059	2,053
Total Arms, Ammunition and Military stores . . .	—	—	—	—	—	5,31,852	3,15,053	3,47,811	2,69,008	2,65,858
ASBESTOS— Manufactures— Asbestos Packing . . .	—	—	—	—	—	6,777	12,265	12,596	9,964	8,319
Other manufactures . . .	—	—	—	—	—	50,350	64,090	78,918	53,782	23,003
BELTING FOR MACHINERY— Of cotton . . .	—	—	—	—	—	17,035	6,514	19,491	19,830	16,391
Of leather . . .	—	—	—	—	—	9,02,833	7,29,546	9,41,598	7,60,106	8,35,185
Of other materials (including coils) . . .	—	—	—	—	—	2,65,902	1,92,942	2,51,394	1,61,701	1,97,001
Total Belting for Machi- nery . . .	—	—	—	—	—	11,85,830	9,29,002	12,12,483	9,41,146	10,48,577
Bobbins . . .	—	—	—	—	—	11,716	16,754	41,267	2,066	13,826
BOOKS, PRINTED, AND PRINT- ED MATTER (not being STATIONERY), including MAPS AND CHARTS . . . Cwts.	2,521	4,370	8,918	3,172	3,252	4,23,103	6,80,661	6,18,921	5,21,721	5,31,641
BOOTS AND SHOES— All leather . . . Pairs	4,491	20,065	41,682	40,094	3,346	8,196	21,484	48,719	19,874	5,370
RUBBER SOLED— With Canvas uppers . . .	—	756,999	480,057	63,208	3,588	—	14,21,383	9,59,313	1,30,856	13,274
With uppers of leather or other materials (b) . . .	—	—	—	—	1	—	—	—	—	35
All rubber (b) . . .	—	—	—	—	194	—	—	—	—	504
Of other materials . . .	687,876	51,290	15,770	778	32	15,75,880	1,21,780	37,646	1,837	130
Total Boots and Shoes . . .	692,367	828,354	537,509	104,080	7,161	15,84,079	15,64,647	10,46,678	1,52,567	19,313

(a) Separately recorded from 1928-29.

(b) Separately shown from 1931-32.

No. 13—continued
 NORTH AMERICA—UNITED STATES—continued
 IMPORTS THEREFROM—continued

ARTICLES	QUANTITY					VALUE				
	1927-28	1928-29	1929-30	1930-31	1931-32	R	R	R	R	R
BRUSHES AND BROOMS—										
Brushes—										
Toilet brushes . . . Dozens	35,353	47,587	33,781	43,244	23,152	2,04,080	3,09,172	2,79,016	3,13,281	1,71,601
Other brushes . . . "	7,947	9,637	6,366	2,493	1,996	83,837	73,230	51,831	21,210	19,771
Total Brushes . . . "	43,300	57,224	40,147	45,737	25,148	3,02,917	3,82,402	3,24,847	3,34,491	1,91,400
Brooms . . . "	40	72	24	12	9	1,088	767	756	273	54
Total Brushes and Brooms . . . "	43,340	57,296	40,171	45,749	25,157	3,03,955	3,83,169	3,25,603	3,34,764	1,91,954
BUILDING AND ENGINEERING MATERIALS, other than OF IRON, STEEL, OR WOOD—										
Aspha . . . Tons	13,063	6,226	12,094	10,578	6,069	14,40,136	7,61,978	12,47,609	11,08,317	5,01,14
Bricks										
Fire brick . . . No.	1,030	69	1,502	142	3,599	3,552	146	1,828	125	2,30
Cement										
Portland . . . Tons	260	336	318	143	123	34,469	31,639	40,751	19,741	14,871
Other kinds . . . "	364	503	535	563	533	48,439	73,759	80,483	75,737	79,581
Total Cement . . . "	624	839	853	711	748	82,908	1,05,398	1,21,184	95,478	94,451
Other kinds . . . Value	—	—	—	—	—	1,38,040	1,40,103	3,54,855	2,18,901	1,19,506
Total Building and Engineering materials . . . "	—	—	—	—	—	16,70,636	10,13,625	17,25,520	14,22,821	7,17,414
BUTTONS OF ALL SORTS—										
Metal . . . "	—	—	—	—	—	87,026	35,260	1,03,319	55,425	30,711
Other sorts . . . "	—	—	—	—	—	1,04,044	13,630	3,710	3,857	4,141
Total Buttons of all sorts . . . "	—	—	—	—	—	1,91,070	48,890	1,07,029	59,282	34,852
CHEMICALS AND CHEMICAL PREPARATIONS (excluding CHEMICAL MANURES AND MEDICINES)—										
Ammonia and salts thereof—										
Anhydrous . . . Cwts.	709	662	540	577	421	69,254	73,810	55,531	58,318	44,306
Other . . . "	102	101	369	2,000	—	1,173	2,539	7,778	39,960	—
Carbide of calcium . . . "	3,555	3,646	2,573	3,300	3,318	51,968	55,943	47,141	66,580	68,590
Disinfectants . . . "	1,046	1,731	1,893	2,217	1,846	1,00,556	1,87,727	1,84,320	2,31,792	181,920
Potassium compounds . . . "	415	912	203	93	411	59,188	61,332	12,033	4,217	15,488
Soda compounds—										
Bicarbonate of Soda . . . "	78	4,259	4,350	5,601	3,417	318	30,006	30,058	42,235	22,511
Bichromate of Soda . . . "	3,750	2,218	1,341	340	410	73,278	39,198	25,922	9,000	12,863
Borax (including boracic acid) . . . "	289	1	1,450	1,920	4,010	3,850	20	13,835	19,959	43,318
Caustic soda (Sodium hydroxide) . . . "	8,731	15,224	13,037	25,466	16,736	92,272	1,60,561	1,40,655	3,00,632	1,95,041
Cyanide of Sodium . . . "	220	—	—	6	—	11,143	—	—	231	—
Sodium Carbonate (soda ash and soda crystals) . . . "	4,457	503	1,639	2,736	3,023	31,221	6,217	15,740	20,730	22,027
Other sorts . . . "	62	207	1,117	300	91	3,757	4,350	35,538	13,869	5,058
Sulphur (Brimstone) . . . "	—	226	36,730	9,245	2,332	—	1,333	1,58,615	54,723	17,262
Other sorts of chemicals Value	—	—	—	—	—	3,69,737	5,43,937	4,52,061	4,35,440	5,61,554
Total Chemicals and Chemical preparations, etc. . . "	—	—	—	—	—	3,77,215	11,67,523	11,79,277	13,47,730	11,90,068

No. 13—continued

NORTH AMERICA—UNITED STATES—continued

IMPORTS THEREFROM—continued

ARTICLES	QUANTITY					VALUE				
	1927-28	1928-29	1929-30	1930-31	1931-32	1927-28	1928-29	1929-30	1930-31	1931-32
CLOCKS AND WATCHES AND PARTS THEREOF—										
Clocks and time-pieces . No.	102,919	80,203	62,786	43,720	19,432	6,98,241	5,36,658	4,12,762	2,89,205	1,20,481
Watches	975	598	39	1,252	153	3,885	3,947	495	4,065	801
Parts of clocks and watches Value	—	—	—	—	—	5,851	2,766	5,259	4,012	1,164
Total Clocks and Watches and parts thereof	—	—	—	—	—	7,07,977	5,43,371	4,18,516	2,97,282	1,22,446
CORDAGE AND ROPE OF VEGETABLE FIBRE (excluding Jute and Cotton) Cwts.	8	603	70	19	80	161	27,381	2,357	578	2,061
CUTLERY Value	—	—	—	—	—	1,28,806	2,15,236	2,08,404	1,37,099	74,521
DRUGS AND MEDICINES (excluding chemicals and narcotics)—										
Preparations of opium and morphia	—	—	—	—	—	10,117	1,880	1,175	654	965
Proprietary and patent medicines	—	—	—	—	—	3,67,905	5,99,868	6,26,863	6,90,583	7,64,673
Quinine salts—										
Quinine sulphate, or bisulphate Lbs.	3,842	3,936	3,611	1,997	1,447	1,09,938	89,204	1,17,942	64,632	49,618
Saccharin	4,253	5,301	13,317	8,649	19,385	14,266	17,445	52,965	38,919	88,521
Other sorts of drugs and medicines Value	—	—	—	—	—	15,21,177	11,88,386	15,47,771	14,26,925	10,52,073
Total Drugs and Medicines	—	—	—	—	—	20,23,403	18,97,278	23,46,716	22,21,715	19,55,842
DYEING AND TANNING SUBSTANCES—										
Dyes obtained from coal tar—										
Alizarine Lbs.	63,504	49,084	75,693	1,00,512	..	82,055	73,838	87,083	64,848	—
Aniline	1,326,946	1,158,903	1,510,606	1,155,913	982,288	13,86,896	13,05,904	15,06,583	13,09,306	10,96,063
Other sorts (including lac-dye) Value	—	—	—	—	—	13,415	7,715	19,059	3,048	3,350
Total Dyeing and Tanning substances	—	—	—	—	—	14,82,366	13,88,458	16,13,325	13,77,202	10,99,413
EARTHENWARE AND PORCELAIN—										
Earthenware	—	—	—	—	—	20,080	16,345	21,989	23,460	2,102
Porcelain	—	—	—	—	—	2,876	2,697	6,802	5,512	2,458
Total Earthenware and Porcelain	—	—	—	—	—	22,956	19,042	28,771	28,972	4,560
FRUITS AND VEGETABLES—										
Fresh Fruits and vegetables	—	—	—	—	—	15,394	8,798	56,202	2,75,007	4,95,010
Fruits and vegetables : dried, salted, or preserved, not being canned or bottled Tons	88	78	60	82	59	27,958	40,551	43,048	69,791	55,283
FURNITURE AND CABINET-WARE—										
Bedsteads Value	—	—	—	—	—	1,62,024	1,64,481	1,54,782	68,249	45,180
Furniture of wood (other than bedsteads)	—	—	—	—	—	46,051	64,212	55,138	46,217	40,590
Furniture of other materials (other than bedsteads)	—	—	—	—	—	1,64,035	3,59,269	3,56,277	1,62,812	1,07,625
Mouldings	—	—	—	—	—	20,450	13,098	15,924	5,896	5,050
Total Furniture and Cabinet-ware	—	—	—	—	—	3,93,160	6,01,060	5,82,121	2,82,980	1,93,445

NORTH AMERICA—UNITED STATES—continued

IMPORTS THEREFROM—continued

ARTICLES	QUANTITY					VALUE				
	1927-28	1928-29	1929-30	1930-31	1931-32	1927-28	1928-29	1929-30	1930-31	1931-32
GLASS AND GLASSWARE—						R	R	R	R	R
Bottles and phials . . . Gross	1,083	2,782	1,893	1,814	2,607	11,374	17,530	12,580	14,185	9,385
Funnels, globes, and glass parts of lamps . . . Value	—	—	—	—	..	4,37,843	3,68,469	4,49,744	2,78,133	66,693
Other glassware . . . "	—	—	—	—	..	83,636	75,780	81,836	61,088	52,765
Total Glass and Glassware . . . "	—	—	—	—	—	5,33,053	4,61,579	5,44,210	3,53,406	1,28,843
GLUE Cwts.	58	209	276	62	453	5,821	18,604	10,066	7,813	10,079
GRAIN, PULSE AND FLOUR—										
Wheat Tons	..	400	67,477
Other sorts "	1	1	..	3	1	427	1,283	296	1,854	464
Total Grain, Pulse and Flour "	1	401	..	3	1	427	68,760	296	1,854	464
GRAPHITE CRUCIBLES . . . Cwts.	214	179	42	77	125	12,345	10,648	2,316	3,116	7,860
GUMS AND RESINS—										
Resin "	15,559	12,114	15,750	16,301	12,120	2,33,892	1,80,736	2,27,556	2,20,436	1,33,721
Other sorts "	22	19	264	7	..	3,118	2,771	7,005	94	20
Total Gums and Resins . . . "	15,611	12,133	16,114	16,308	12,120	2,37,010	1,83,507	2,35,461	2,20,530	1,33,741
HARDWARE excluding CUTLERY AND ELECTROPLATED WARE—										
Agricultural implements Value	—	—	—	—	—	3,76,011	1,46,234	1,46,645	50,975	43,384
Builders' hardware, such as locks, hinges, door bolts, etc. "	—	—	—	—	—	1,46,298	1,38,978	1,07,721	98,108	65,694
Domestic hardware, other than enamelled ironware "	—	—	—	—	—	55,154	92,279	1,03,604	2,03,723	1,23,075
Enamelled ironware "	—	—	—	—	—	9,295	8,351	9,801	11,456	5,078
Gas mantles "	—	—	—	—	—	1,18,601	1,00,391	1,58,185	83,169	66,837
Implements and tools, other than agricultural implements and machine tools "	—	—	—	—	—	—	—	—	—	—
Lamps, metal No.	1,134,136	1,060,482	1,235,522	847,412	370,632	15,79,207	15,85,497	14,89,313	11,05,262	7,91,289
Parts of lamps, other than glass Value	—	—	—	—	—	1,07,697	68,738	55,407	27,225	7,707
Safes and strong boxes of metal No.	23	32	166	30	60	4,130	5,761	16,529	4,672	5,295
Stoves "	2,652	2,807	1,253	1,709	1,054	29,912	39,441	30,147	34,749	24,287
Othersorts Value	—	—	—	—	—	21,21,022	24,31,125	22,18,594	18,54,222	11,29,566
Total Hardware, excluding Cutlery, etc. "	—	—	—	—	—	62,21,373	61,16,443	59,22,722	44,92,710	27,16,779
HIDES AND SKINS, RAW	Tons 2	..	2	1	1	13,320	37,374	13,534	19,386	14,805
	No. 8,321	12,092	5,546	7,638	13,718					
HOPS Cwts.	285	377	184	74	..	17,371	26,071	10,784	4,291	4
INSTRUMENTS, APPARATUS, AND APPLIANCES, AND PARTS THEREOF—										
Electrical, including telegraph and telephone apparatus, not being machinery—										
Electric fans and parts thereof Value	—	—	—	—	—	1,88,468	1,04,319	3,09,689	1,32,470	39,742
Electric wires and cables—										
Rubber, insulated "	—	—	—	—	—	33,480	52,114	36,350	54,868	65,340
Insulations, other than rubber "	—	—	—	—	—	2,28,653	2,10,402	1,05,260	63,162	28,058
Telegraph and telephone wires and cables "	—	—	—	—	—	8,750	7,055	..	153	..
Bare copper wire (Electrolytic)* Cwts.	—	—	—	1,809	3,195	26,453	76,149	48,107	68,692	1,10,927
Total Electric wires and cables Value	—	—	—	—	—	2,02,336	3,45,720	2,39,717	1,81,875	1,99,325

* Quantity recorded from 1930-31.

No. 13—continued

NORTH AMERICA—UNITED STATES—continued

IMPORTS THEREFROM—continued

ARTICLES	QUANTITY					VALUE				
	1927-28	1928-29	1929-30	1930-31	1931-32	1927-28	1928-29	1929-30	1930-31	1931-32
INSTRUMENTS, APPARATUS, AND APPLIANCES, AND PARTS THEREOF—continued										
Electrical; including telegraph and telephone apparatus, not being machinery—continued										
Telegraph and telephone instruments and apparatus										
Electric lamps and parts thereof										
Electric glow lamps* No.	168,605	120,819	—	—	—	21,005	29,054	97,340	29,405	24,273
Flash lights, including torch lights, pocket lamps, etc. "	—	—	3,67,829	3,02,814	—	—	—	8,35,078	6,34,095	—
Automobile lighting lamps "	—	—	28,922	25,247	—	—	—	13,881	13,072	—
Standard lighting lamps "	—	—	97,888	29,993	—	—	—	95,300	47,374	—
Gas filled electric bulbs "	—	—	—	—	114,408	—	—	—	—	37,850
Vacuum electric bulbs: Electric bulbs for automobiles "	—	—	—	—	12,550	—	—	—	—	3,550
Electric bulbs for torches "	—	—	—	—	99,606	—	—	—	—	12,113
Wireless valves "	—	—	—	—	454,766	—	—	—	—	83,439
Other sorts "	198,882	279,185	832	456	74,638	6,48,802	7,11,458	16,545	5,688	1,78,335
Parts and accessories Value	—	—	—	—	—	1,46,973	1,92,841	7,22,413	8,29,192	4,50,514
Batteries "	—	—	—	—	—	6,60,309	7,49,340	7,70,195	7,46,730	7,15,880
Accumulators (including parts) "	—	—	—	—	—	1,41,938	3,42,878	3,85,739	1,50,147	41,731
Electric lighting accessories and fittings (including switches) "	—	—	—	—	—	1,61,434	67,518	1,57,956	60,533	69,172
Electrical instruments (other than telegraphic and telephonic)—Meters "	—	—	—	—	—	82,856	19,462	57,034	30,406	33,512
Others "	—	—	—	—	—	42,067	32,584	15,835	40,721	50,052
Electro-medical apparatus (including X-ray apparatus) "	—	—	—	—	—	85,817	1,49,899	2,14,242	1,34,628	84,943
Switchboards (other than telegraph and telephone) "	—	—	—	—	—	2,984	9,682	5,709	3,515	252
Electrical goods and apparatus not enumerated "	—	—	—	—	—	9,71,008	11,19,325	8,70,155	18,38,624	9,91,078
Total Electrical Instruments "	—	—	—	—	—	35,39,857	39,40,986	47,45,852	43,73,470	30,20,939
Musical—										
Organs and Harmoniums, complete No.	26	42	47	31	12	10,135	11,742	13,486	7,555	7,094
Pianos and Piano players, complete "	17	23	19	9	12	8,278	14,303	11,069	3,666	5,646
Talking machines and accessories—										
Talking machines "	1,747	679	708	325	166	67,798	27,322	44,632	23,956	33,740
Records "	5,905	11,957	82,883	27,800	12,204	10,134	12,978	1,05,897	40,588	15,145
Accessories Value	—	—	—	—	—	1,687	10,941	7,814	2,988	17,584
Total Talking machines and accessories "	—	—	—	—	—	79,619	51,241	1,58,343	67,532	66,469
Other sorts, including parts of musical instruments "	—	—	—	—	—	85,682	97,320	55,901	92,963	47,232
Total Musical Instruments "	—	—	—	—	—	1,38,714	1,75,166	2,88,309	1,71,716	1,27,041
Optical										
Photographic—										
Cinematograph Films—										
Raw Length in feet	807,299	4,423,549	1,028,556	3,933,470	5,055,257	40,972	1,82,963	40,070	1,63,457	2,41,382
Exposed "	6,237,105	5,998,959	6,166,968	6,569,565	4,420,021	14,47,465	13,64,063	12,72,665	13,55,273	11,18,579
Total Cinematograph films "	7,044,404	10,422,508	7,195,524	10,503,035	9,475,278	14,97,437	15,47,026	13,12,735	15,18,730	13,59,911
Other than Cinematograph films Value	—	—	—	—	—	5,33,221	9,30,203	8,37,072	9,20,664	10,24,638
Total Photographic Instruments,										
Scientific and philosophical "	—	—	—	—	—	20,30,658	24,77,819	21,49,607	24,39,394	23,84,549
Surgical "	—	—	—	—	—	1,38,238	1,44,514	1,10,235	1,76,698	1,46,410
Wireless apparatus "	—	—	—	—	—	1,04,904	1,15,674	1,68,418	1,41,123	1,66,072
Other kinds "	—	—	—	—	—	88,908	78,998	59,444	48,656	85,492
Total Instruments, Apparatus and Appliances and parts thereof "	—	—	—	—	—	2,79,056	3,11,445	4,08,224	4,75,897	3,98,042
Total Instruments, Apparatus and Appliances and parts thereof "	—	—	—	—	—	63,06,128	73,00,179	79,34,602	72,71,278	63,39,433

* Discontinued and recorded under the heads immediately following from 1929-30, and further from 1931-32.

NORTH AMERICA—UNITED STATES—continued

IMPORTS THEREFROM—continued

ARTICLES	QUANTITY					VALUE				
	1927-28	1928-29	1929-30	1930-31	1931-32	1927-28	1928-29	1929-30	1930-31	1931-32
IVORY Value	—	—	—	—	—	\$ 8,704	\$ 13,649	\$ 2,193	\$ 13,123	\$..
JEWELLERY (excluding Imitation Jewellery and Precious Stones and Pearls Unset), also Plate of Gold and Silver—										
Jewellery "	—	—	—	—	—	39,828	49,675	18,311	5,097	62
Plate of gold and silver "	—	—	—	—	—	13,023	14,062	4,279	2,306	10,91
LAC Cwts.	71	81	73	8	191	3,934	6,040	5,204	507	11,76
LEATHER—										
Hides, tanned or dressed Tons	..	2	1	9	6	32,404	35,211	46,532	1,11,240	50,011
Hides, tanned or dressed No.	2,641	4,042	3,395	10,264	3,675					
Skins, tanned or dressed Tons	12	13	67	24	40	1,96,408	2,40,613	3,72,862	3,10,028	4,48,281
Skins, tanned or dressed No.	27,876	21,992	41,412	23,200	48,810					
Total Hides and skins, tanned or dressed Tons	12	15	68	33	46	2,28,902	2,76,774	4,19,334	4,21,268	4,98,291
Total Hides and skins, tanned or dressed No.	30,517	26,034	44,807	38,464	52,485					
Unwrought Cwts.	4,868	4,614	10,115	7,524	477	6,80,711	7,91,869	8,76,311	5,73,432	2,53,261
Leather cloth (including artificial leather) Sq. yards	105,039	92,994	119,351	221,641	120,249	1,36,973	1,42,648	1,51,438	1,21,965	84,161
Manufactures (excluding boots and shoes and belting for machinery) Value	—	—	—	—	—	2,00,400	2,74,852	3,17,297	3,08,376	2,01,731
Total Leather	—	—	—	—	—	12,47,052	14,85,143	17,64,380	14,25,041	10,37,463
LIQUORS, including DENATURED AND PERFUMED SPIRITS—										
Spirit—										
Liquors Gals.	551	186	396	476	729	20,972	5,898	14,378	16,970	25,790
Spirit, present in drugs, medicines, or chemicals "	50,507	55,946	64,664	54,310	42,465	14,65,278	16,29,455	18,15,860	15,80,554	13,86,201
Spirit, perfumed "	177	858	80	60	45	33,222	37,530	10,372	4,501	3,821
Other sorts of spirit "	1,421	1,376	990	2,110	3,011	44,382	26,330	30,818	44,309	42,410
Total Spirit	52,656	58,366	66,180	56,956	46,250	15,03,854	16,99,213	18,71,428	16,46,337	14,08,939
Other sorts of liquors	179	..	28	51	235	1,067	..	80	267	1,478
Total Liquors	52,835	58,366	66,168	57,007	46,588	15,64,914	16,99,213	18,71,508	16,46,604	14,10,417
MACHINERY AND MILLWORK—										
Prime-movers (other than electrical)—										
Locomotives (including those for railways)—										
Oil Engines No.	10	4	29	4	6	32,205	7,145	70,239	6,136	2,284
Parts of oil engines Value	—	—	—	—	—	1,816	17,425	6,079	768	3,254
Steam Engines No.	5	1	62,423	8,925
Parts of Steam Engines Value	—	—	—	—	—	20,088	4,029	52,664	22,848	6,475
Others "	—	—	—	—	—	2,440	..	14,634	18,033	8,923
Railway locomotives, Engines, tenders and parts thereof (a) "	—	—	—	—	—	—	4,05,653	4,41,183	3,94,979	1,20,915
Other than Locomotives—										
Gas Engines No.	50	142	185	39	22	51,667	64,893	73,435	25,453	40,823
Parts of Gas Engines Value	—	—	—	—	—	14,765	24,162	18,557	11,675	1,33,134
Oil Engines No.	387	788	1,148	576	91	1,48,027	3,17,031	4,49,493	2,29,675	29,718
Parts of Oil Engines Value	—	—	—	—	—	1,35,101	71,495	48,133	72,046	32,310
Steam Engines No.	34	12	29	4	2	21,325	16,764	1,09,781	8,081	1,890
Parts of Steam Engines Value	—	—	—	—	—	91,150	1,17,703	61,878	36,181	36,117
Others "	—	—	—	—	—	8,418	10,107	16,729	24,988	2,316
Total Prime-movers (other than electrical) E	—	—	—	—	—	5,89,515	10,65,857	13,67,941	8,50,853	4,65,669

(a) Recorded under "Railway Plants and Rolling Stock" prior to 1928-29.

No. 13—continued

NORTH AMERICA—UNITED STATES—continued

IMPORTS THEREFROM—continued

ARTICLES	QUANTITY					VALUE				
	1927-28	1928-29	1929-30	1930-31	1931-32	1927-28	1928-29	1929-30	1930-31	1931-32
						R	R	R	R	R
MACHINERY AND MILLWORK— <i>continued</i>										
Electrical machinery of all kinds <i>not including</i> instruments, apparatus and appliances and parts thereof—										
Control and switch gear Value	—	—	—	—	—	3,35,850	2,51,971	2,59,137	5,15,606	1,98,675
Generators, alternators, and dynamos	—	—	—	—	—	1,17,402	1,16,339	51,570	1,17,513	5,09,135
Motors	—	—	—	—	—	3,86,170	3,10,344	3,55,771	4,66,099	2,42,955
Transformers	—	—	—	—	—	1,29,082	2,40,098	3,72,231	2,53,341	2,64,130
Turbo-generating sets	—	—	—	—	—	5,497	1,08,621	39,130	4,027	2,208
Others	—	—	—	—	—	4,83,037	10,65,441	9,60,732	15,25,561	24,26,495
Total Electrical machinery of all kinds, etc.	—	—	—	—	—	14,57,088	25,98,744	20,38,632	20,34,147	35,43,048
Machinery, <i>not being</i> prime-movers or electrical machinery—										
Aerated water making machinery	—	—	—	—	—	5,893	29,795	1,04,268	6,019	4,238
Agricultural machinery	—	—	—	—	—	5,50,451	8,99,433	8,34,698	4,67,824	2,99,882
Boilers	—	—	—	—	—	2,13,881	88,438	73,501	81,220	31,520
Metal working machinery (<i>including</i> machine tools)	—	—	—	—	—	4,13,679	5,99,365	6,00,511	3,52,687	1,74,730
Mining machinery—										
Coal	—	—	—	—	—	2,70,587	1,29,034	3,13,410	1,99,152	1,16,879
Other sorts	—	—	—	—	—	42,27,301	35,22,800	38,19,524	28,37,824	17,82,020
Oil crushing and refining machinery	—	—	—	—	—	4,22,318	2,65,104	2,19,980	3,54,974	7,08,570
Paper mill machinery	—	—	—	—	—	1,648	55,350	10,075	8,637	1,727
Refrigerating machinery	—	—	—	—	—	7,74,514	17,72,447	17,49,342	15,46,484	8,48,806
Rice and flour mill machinery	—	—	—	—	—	2,76,735	2,57,623	2,81,062	1,47,713	1,04,324
Saw mill and wood working machinery	—	—	—	—	—	61,436	1,74,108	1,98,956	2,59,378	39,378
Sewing and knitting machines, and parts thereof—										
Sewing and knitting machines No.	726	684	235	43	96	35,935	60,922	66,231	27,431	39,120
Parts of sewing and knitting machines and accessories Value	—	—	—	—	—	5,439	19,421	7,548	7,799	3,320
Sugar machinery	—	—	—	—	—	24,338	36,852	23,022	32,324	27,382
Textile machinery—										
Cotton—										
Bleaching and dyeing machinery	—	—	—	—	—	26,005	10,178	1,933	2,030	629
Spinning machinery	—	—	—	—	—	1,90,582	3,66,969	1,34,304	1,41,366	2,32,853
Weaving machinery	—	—	—	—	—	7,396	58,438	3,598	41,616	23,625
Other sorts	—	—	—	—	—	10,436	45,980	25,335	40,636	1,40,552
Jute	—	—	—	—	—	1,58,547	1,14,525	60,103	43,696	11,910
Other sorts of textile machinery	—	—	—	—	—	22,815	64,393	15,518	24,356	54,784
Total Textile machinery	—	—	—	—	—	4,25,221	6,60,528	2,47,046	2,93,700	4,64,359
Typewriters—										
Typewriters No.	15,534	19,316	13,766	13,689	6,557	22,42,141	26,69,264	19,04,617	18,94,260	8,85,836
Parts and accessories Value	—	—	—	—	—	1,48,011	1,27,720	2,52,421	2,03,152	2,53,205
Other sorts of machinery (<i>excluding</i> printing machinery)	—	—	—	—	—	35,31,667	56,47,239	39,04,515	33,09,560	23,13,976
Total Machinery and Millwork	—	—	—	—	—	1,57,31,363	2,06,78,643	1,75,21,970	1,64,15,642	1,22,11,674

NORTH AMERICA—UNITED STATES—continued

IMPORTS THEREFROM—continued

ARTICLES	QUANTITY					VALUE				
	1927-28	1928-29	1929-30	1930-31	1931-32	1927-28	1928-29	1929-30	1930-31	1931-32
						R	R	R	R	R
MANURES excluding Oil cake—										
Nitrogenous—										
Nitrate of Soda . . . Tons	..	89	181	..	295	..	6,235	1,32,670	..	32,527
Sulphate of Ammonia . . "	1,805	3,573	300	2,01,720	5,48,706	47,519	12	..
Phosphate . . . "	946	1,122	7,046	3,544	..	1,52,267	2,11,203	12,69,204	5,72,318	..
Other Kinds . . . "	5	..	20	40	..	605	..	4,762
Total Manures . . "	2,251	4,734	8,332	3,544	315	3,54,027	7,66,144	14,49,998	5,72,330	37,229
METALS AND ORES—										
Aluminium—										
Unwrought (ingots, blocks, bars, and slabs) . . Cwts.	980	360	600	64,320	24,120	85,178
Wrought—										
Circles . . . "	41,706	40,202	62,530	52,917	4,354	34,13,411	37,43,074	50,39,987	40,58,057	3,09,627
Sheets . . . "	3,310	3,290	2,069	1,041	237	2,46,163	2,48,431	1,57,356	76,353	15,288
Other manufactures . . "	708	837	787	1,123	195	57,947	74,527	60,569	77,468	14,777
Total Aluminium . . "	46,694	50,689	65,986	55,081	4,786	37,81,871	40,90,152	52,99,090	42,10,878	3,89,692
Brass, Bronze, and similar alloys and manufactures thereof—										
Unwrought . . . "	4,957	527	..	1,48,709	17,583	..
Wrought—										
Mixed or yellow metal for sheathing "	500	14,055
Other sorts . . . "	3,120	4,007	595	2,426	415	1,21,101	1,66,149	70,552	1,17,717	34,087
Total Brass, Bronze, etc. "	8,577	4,007	595	2,953	415	2,83,865	1,66,149	70,552	1,35,299	34,087
Copper—										
Old for remanufacture . . "	3,001	7,660	1,694	4,177	1,750	1,20,567	3,19,572	94,057	1,66,371	55,066
Unwrought . . . "	12,151	12,150	3,000	4,093	715	6,40,956	5,74,720	1,93,039	1,84,154	33,912
Wrought—										
Rods . . . "	801	337	3,006	39,378	16,578	2,71,493
Sheets . . . "	106	2,401	34	29,020	7,020	8,771	1,25,891	2,692	13,04,020	3,05,970
Wire, excluding wire of telegraph and telephone . . . "	13	105	13	1,000	751	2,072	4,764	1,714	40,012	17,633
Other manufactures . . "	970	1,008	699	686	2,026	97,052	1,08,027	79,699	79,290	67,331
Total Copper (excluding Ore) "	16,241	23,324	6,241	30,313	20,293	7,69,418	11,27,980	4,10,574	17,90,425	7,51,305
German silver (including nickel silver)										
..	..	621	..	2,005	32	..	46,010	..	59,143	2,595
Steel Tons	1	77	23	14	8	2,379	23,097	27,140	9,845	5,122
Iron or Steel—										
Beams, channels, pillars, girders, and bridge-work "	121	188	229	211	..	74,978	51,773	57,024	56,979	..

No. 13—continued

NORTH AMERICA—UNITED STATES—continued

IMPORTS THEREFROM—continued

ARTICLES	QUANTITY					VALUE				
	1927-28	1928-29	1929-30	1930-31	1931-32	1927-28	1928-29	1929-30	1930-31	1931-32
Metals and Ores—continued						R	R	R	R	R
Iron or Steel—continued										
Bolts and nuts . . . Tons	248	200	308	160	61	1,21,908	99,345	1,69,506	1,07,877	60,726
Fencing materials (including fencing wire) . . . "	367	463	354	370	108	1,18,356	1,55,619	1,19,228	1,16,189	28,649
Hoops and strips . . . "	18	319	38	317	427	7,774	89,283	6,607	47,449	63,294
Nails, rivets, and washers (excluding wire nails) . . . "	28	49	39	20	13	21,403	26,771	31,235	21,778	16,471
Pipes and fittings, cast . . . "	81	124	83	29	1	45,450	67,105	44,280	33,388	4,964
Rolls, chairs, and fish-plates (excluding those for railways) . . . "	1,046	521	431	626	232	2,82,762	1,73,053	1,03,447	95,807	81,396
Scrows . . . "	18	1	29	8	2	12,668	2,372	19,232	5,965	2,338
Sheets and plates—										
Galvanized—										
Corrugated . . . "	4,269	2,239	1,607	1,896	103	15,87,087	7,83,126	5,12,775	6,70,370	46,714
Plain . . . "	61	21	8	2	..	26,725	7,233	4,042	820	144
Tinned—										
Tinplates . . . "	7,393	12,297	9,315	8,752	143	24,76,233	41,00,871	31,42,613	29,24,375	45,110
Not galvanized or tinned . . . "	150	61	52	50	6	56,747	31,270	27,880	24,018	2,717
Total Sheets and Plates . . . "	11,878	14,668	10,932	10,700	252	41,46,792	49,22,500	36,87,313	36,19,588	94,891
Tubes, pipes and fittings, wrought . . . "	1,230	360	1,531	822	3,191	4,26,621	1,41,684	4,95,191	3,47,036	3,56,775
Wire rope—										
Black . . . "	45	102	13	36	29	40,668	90,016	20,474	36,638	49,545
Galvanized . . . "	3	6	3	13	2	1,745	5,971	4,574	24,232	1,039
Wire, other than fencing . . . "	87	87	93	123	94	18,254	15,706	18,203	21,739	17,400
Other manufactures of iron or steel . . . "	1,251	892	1,786	1,525	803	3,80,203	3,71,051	4,44,732	4,24,274	1,46,496
Total Iron or Steel . . . "	16,411	17,930	15,924	14,964	5,215	56,99,591	61,14,251	52,21,066	49,63,127	14,13,784
Zinc or spelter . . . Cwts.	1,348	2,363	12,196	82,216	43,758	32,122	60,118	1,98,023	12,16,260	4,52,612
Others . . . Tons	308	62	4	3	85	2,10,573	79,789	14,291	56,973	55,067
Total Metals (excluding Ores) . . . "	20,357	22,144	20,204	82,216	3,771	1,07,79,815	1,17,12,541	1,12,40,741	1,24,41,450	30,54,164
Mica—										
In Blocks . . . Cwts.	111	..	13	156	20	12,380	..	3,625	49,612	5,111
In Splittings . . . "	19	..	19	1,300	48	6,218	..	65
Total Mica . . . "	130	..	32	156	20	13,680	48	9,843	49,612	5,176
Oils—										
Animal . . . Gals.	..	11	83	..	93	..	63	374	..	363
Essential . . . "	156	499	213	149	163	5,999	9,046	10,107	5,057	6,204
Mineral—										
Fuel Oils . . . "	1,118,540	..	1,060	718,115	2,339,204	2,27,212	..	208	2,44,410	6,20,892

NORTH AMERICA—UNITED STATES—continued

IMPORTS THEREFROM—continued

ARTICLES	QUANTITY					VALUE				
	1927-28	1928-29	1929-30	1930-31*	1931-32	1927-28	1928-29	1929-30	1930-31	1931-32
Oils—continued										
Mineral—continued										
Kerosene—										
In bulk . . . Gals.	43,103,716	9,222,780	18,841,886	11,278,758	12,802,887	2,70,48,822	51,56,396	1,09,40,805	62,92,322	62,86,308
In tins . . . "	4,029,723	4,786,214	4,534,108	10,016,435	7,559,680	38,62,211	48,75,817	38,99,600	80,21,973	64,66,279
Total Kerosene . . . "	47,133,439	14,008,994	23,375,994	21,290,193	20,362,567	3,09,06,033	95,32,213	1,47,40,405	1,43,14,295	1,27,51,587
Lubricating oils—										
Batching oils . . . "	4,099,894	7,358,036	5,534,203	9,151,735	3,426,566	25,00,517	36,85,827	1,77,715	46,23,186	17,50,448
Other lubricating oils . . . "	8,198,769	8,640,671	8,832,207	9,812,271	7,207,428	1,11,22,749	1,12,45,423	1,02,80,180	1,03,52,484	80,60,555
Total Lubricating oils . . . "	12,298,663	15,998,707	14,366,410	18,964,006	10,634,024	1,36,23,266	1,49,31,250	1,80,57,365	1,49,75,670	98,11,003
Petroleum, dangerous										
flashing below 76°										
F. including petrol,			21,45,071	7,179,137	9,891,208	21,08,266	61,24,401	79,47,234
benzene and benzol										
Paints, Solutions and										
compositions, dan-										
gerous flashing be-										
low 76° F. . . "	234	4,198	17,099	9,772	23,148	1,264	27,866	1,14,492	60,861	1,25,433
White Oil* . . . "	—	—	94,826	190,397	45	—	—	1,21,021	2,19,975	59
Other kinds . . . "	1,046,114	1,405,159	799,779	633,553	239,302	13,51,735	17,18,232	10,65,149	8,54,107	3,08,208
Total Mineral oils . . . "	62,406,999	31,417,660	40,800,189	48,985,143	43,488,038	4,61,09,510	2,62,39,561	3,12,06,974	3,67,93,669	3,15,64,413
Mineral grease including										
petroleum Jelly . . . lbs.	—	—	—	—	1,978,998	—	—	—	—	3,97,296
Vegetable, non-essential. Gals.	3,128	5,834	4,615	7,507	7,136	9,711	16,314	16,798	23,959	19,262
Total Oils (c) . . . "	62,500,238	31,424,304	40,805,100	48,992,799	—	4,61,25,220	2,62,65,004	3,12,33,348	3,68,22,685	3,19,87,538
Oil-CLOTH AND FLOOR-										
LOTH . . . Sq. yards	410,833	401,746	496,789	302,698	269,792	3,40,400	3,22,290	3,97,421	3,27,332	1,86,237
PAVING—ENGINE AND										
BOILER—OF ALL KINDS										
excluding ARBESTOS . Value	—	—	—	—	—	37,302	43,353	36,603	16,241	16,221
PAINTS AND PAINTERS'										
MATERIALS—										
Paints and Colours—										
Emulsions, prepared (a). Cwts.	334	325	1,318	—	—	52,311	54,101	86,492	—	—
Graphite . . . "	469	391	365	298	445	30,365	14,670	25,221	21,183	27,928
Whitelead . . . "	1	1,112	3,330	1,015	..	48	26,047	51,089	23,724	..
Zinc, white . . . "	423	4,711	2,939	340	..	10,563	96,096	58,178	6,930	..
Other Sorts—										
White dry . . . "	—	—	—	127	359	—	—	—	4,138	2,265
Coloured dry . . . "	—	—	—	2,409	1,354	—	—	—	69,858	41,346
White moist . . . "	—	—	—	327	66	—	—	—	15,870	3,104
Coloured moist . . . "	—	—	—	4,876	4,197	—	—	—	3,25,917	2,12,647
Other sorts . . . "	7,558	9,322	11,470	146	245	4,77,365	6,03,214	6,38,142	3,694	3,475
Total Paints and Colours . . . "	8,785	16,361	19,420	9,535	6,646	5,51,152	7,94,123	8,59,722	4,81,399	2,90,855
Painters' Materials (other										
than paints and colours)—										
Turpentine—										
Genuine turpentine . . . "	22	141	173	177	60	876	4,141	5,670	5,387	2,196
Turpentine Substitute . . . "	224	339	430	19	51	6,921	10,888	12,084	595	1,687
Varnish (b) . . . "	2,012	1,593	1,218	—	—	1,55,793	1,13,021	87,886	—	—
Emulsions . . . "	—	—	—	1,092	287	—	—	—	93,390	22,985
Lacquers . . . "	—	—	—	61	16	—	—	—	5,104	2,666
Other kinds . . . "	—	—	—	816	455	—	—	—	56,678	40,497
Other kinds . . . Value	—	—	—	—	—	5,521	43,530	81,961	49,304	36,881
Total Painters' Materials,										
etc. "	—	—	—	—	—	1,69,111	1,72,480	1,87,601	2,10,458	1,06,912
Total Paints and Painters'										
Materials "	—	—	—	—	—	7,20,263	9,66,603	10,47,323	6,91,857	3,97,767
PAPER AND PASTE-										
BOARD—										
Paper—										
Packing paper . . . Cwts.	107	147	518	1,208	625	4,971	4,563	15,688	25,553	12,090
Printing paper . . . "	399	442	367	298	506	16,997	15,597	13,726	19,236	25,061
Writing paper . . . in										
large sheets . . . "	2,034	3,622	3,941	3,132	3,940	64,816	1,13,395	1,27,704	94,837	1,08,103
Note and letter paper										
and envelopes . . . "	183	118	48	108	37	14,193	7,218	3,275	7,306	2,004
Envelopes imported sepa-										
rately "	156	192	190	201	189	12,119	13,239	16,929	15,509	14,097
Other kinds of paper . . . "	1,951	2,582	2,034	1,943	1,261	1,76,909	1,96,748	1,60,116	2,64,002	1,22,372
Old newspaper in bales										
and bags "	192,900	84,868	84,057	170,586	171,181	9,72,576	4,07,133	3,89,835	7,37,535	7,02,195
Paper manufactures										
pasteboard, mul-board,	573	931	993	2,659	2,939	41,573	63,235	59,914	1,13,751	1,25,479
and cardboard of all										
kinds "	663	753	560	737	1,067	32,192	11,562	15,202	20,465	22,687
Total Paper and Pasteboard . . . "	193,966	93,650	92,708	180,922	181,595	13,36,346	8,32,740	8,02,030	12,98,244	11,34,958

* Separately recorded from 1929-30.
 (a) Included in "Varnish" from 1930-31;
 (b) Shown under the following heads from 1930-31.
 (c) Quantity not shown from 1931-32.

No. 13—continued

NORTH AMERICA—UNITED STATES—continued

IMPORTS THEREFROM—continued

ARTICLES	QUANTITY					VALUE				
	1927-28	1928-29	1929-30	1930-31	1931-32	1927-28	1928-29	1929-30	1930-31	1931-32
PARAFFIN WAX . . . Tons	418	786	985	1,552	482	R 1,20,430	R 2,37,681	R 2,03,189	R 3,12,654	R 1,04,392
PERFUMERY (not being perfumed spirits) . . . Value	—	—	—	—	—	18,921	1,524	227	6	460
PLANTS, LIVING (including bulbs and seeds for sowing) . . . "	—	—	—	—	—	32,245	27,428	33,266	48,916	48,932
POLISHES— Polishes and compositions for application to leather . . . "	—	—	—	—	—	57,964	71,156	40,702	39,148	21,904
Polishes and compositions for application to metals . . . "	—	—	—	—	—	27,332	31,724	42,598	37,375	23,660
Wood polish . . . "	—	—	—	—	—	6,506	4,316	19,899	15,202	2,545
Other kinds . . . "	—	—	—	—	—	44,266	61,619	50,014	62,486	80,626
PRECIOUS STONES AND PEARLS, UNSET— Pearls . . . "	—	—	—	—	—	..	6,343	28,080
PRINTING AND LITHOGRAPHING MACHINERY AND MATERIALS (excluding paper)— Printing and lithographing presses . . . "	—	—	—	—	—	3,09,994	4,04,524	3,46,580	2,25,071	4,95,074
Printing type . . . Cwts.	62	70	80	42	67	18,197	18,021	19,492	12,112	10,083
Printers' and Lithographers' ink . . . Value	—	—	—	—	—	11,964	6,018	14,094	8,586	14,434
Other materials . . . "	—	—	—	—	—	1,28,546	70,640	66,058	69,878	71,472
Total Printing and Lithographing machinery, etc. . . "	—	—	—	—	—	4,63,701	4,99,212	4,46,224	3,85,647	6,00,968
PRINTS, ENGRAVINGS, AND PICTURES . . . "	—	—	—	—	—	40,042	98,487	61,418	1,05,287	37,515
PROVISIONS AND OILMAN'S STORES (including FISH AND FRUITS AND VEGETABLES, CANNED OR BOTTLED)— Bacon and hams . . . Cwts.	140	130	46	104	59	15,583	11,093	5,851	13,792	8,436
Biscuits and cakes . . . "	43	48	58	230	186	4,134	4,897	5,952	19,919	16,513
Canned and bottled provisions (not specified elsewhere)— Canned or bottled fruits . . . "	13,450	14,191	17,759	13,393	6,890	5,70,533	6,58,260	8,43,133	6,29,908	3,11,093
Tinned or canned fish . . . "	65,526	46,346	66,520	43,204	12,545	21,35,602	14,60,220	18,0,223	11,80,578	3,26,306
Others . . . "	18,245	19,697	15,565	17,679	16,289	9,07,878	9,52,724	8,80,089	9,20,475	7,08,728
Total Canned and bottled provisions . . . "	97,221	80,204	99,444	79,276	35,730	37,14,063	30,71,204	35,42,745	27,30,961	14,36,732
Cheese (including canned) . . . "	201	127	44	18	3	22,061	16,607	6,102	2,899	674
Confectionery . . . "	649	433	597	284	133	56,196	39,349	45,785	25,465	13,251
Farinaceous and patent foods— Farinaceous and patent foods in bulk . . . "	33	173	2	2	..	1,191	7,305	91	1	..
Milk foods for infants and invalids wholly or mainly milk . . . "	521	428	422	481	479	55,505	52,887	44,308	64,339	67,269
Other sorts . . . "	14,640	16,644	14,095	15,165	8,763	5,93,791	7,33,129	5,74,366	6,69,899	4,17,848
Total Farinaceous and patent foods . . . "	15,203	17,250	14,519	15,651	9,242	6,50,467	7,03,321	6,10,265	7,34,239	4,85,117
Jams and jellies . . . "	106	50	34	8	4	6,651	3,410	2,572	816	276
Milk, condensed and preserved, including milk cream . . . "	3,332	4,408	6,621	5,337	2,349	1,28,757	1,71,119	2,65,414	2,31,047	1,20,951
Pickles, chutneys, sauces and condiments . . . "	261	263	335	270	144	20,893	22,401	25,649	23,968	11,692
Other sorts of provisions . . . Value	—	—	—	—	—	1,66,775	2,63,224	2,85,714	2,58,893	1,17,753
Total Provisions and Oilman's stores . . . "	—	—	—	—	—	47,36,550	43,06,521	48,05,049	40,41,999	22,10,400
RAILWAY PLANT AND ROLLING-STOCK (a)— Carriages and parts thereof . . . "	—	—	—	—	—	1,26,746	—	—	—	—
Wagons and parts thereof . . . "	—	—	—	—	—	49,577	—	—	—	—
Locomotive engines and tenders and parts thereof . . . "	—	—	—	—	—	6,00,716	—	—	—	—
Other kinds of railway materials . . . Tons	225	—	—	—	—	2,58,716	—	—	—	—
Total Railway plant and Rolling-stock . . . Value	—	—	—	—	—	10,36,755	—	—	—	—

(a) Discontinued from 1928-29.

No. 13—continued
 NORTH AMERICA—UNITED STATES—continued
 IMPORTS THEREFROM—continued

ARTICLES	QUANTITY					VALUE				
	1927-28	1928-29	1929-30	1930-31	1931-32	1927-28	1928-29	1929-30	1930-31	1931-32
RUBBER—						R	R	R	R	R
Manufactures—										
Pneumatic motor covers No.	108,279	81,780	112,754	140,667	159,082	48,47,646	37,08,720	59,08,856	68,88,659	60,06,140
Pneumatic motor tubes covers "	82,491	46,347	67,528	108,462	150,804	6,00,720	3,70,607	5,71,719	8,80,468	9,74,269
Pneumatic motor cycle covers "	982	121	666	321	658	14,754	2,262	14,037	4,998	8,766
Pneumatic motor cycle tubes "	1,798	135	484	820	1,236	29,908	482	1,934	2,506	3,641
Solid rubber tyres for motor vehicles "	3,439	2,032	2,007	1,569	838	4,84,617	2,68,388	2,88,581	1,64,699	98,273
Other manufactures, except apparel, boots and shoes Value	—	—	—	—	—	5,80,296	5,96,265	4,85,211	6,34,295	6,48,788
Total Rubber manufactures "	—	—	—	—	—	65,07,941	49,37,124	72,70,688	85,84,080	83,38,856
SEEDS Tons	1	9	1	1	12	12,927	15,107	14,824	11,262	14,039
SOAP—										
Toilet soap Cwts.	7,113	7,195	7,292	5,003	4,139	7,11,862	7,62,397	7,32,347	5,37,986	4,85,180
Other sorts "	538	437	482	461	446	45,380	46,003	36,132	35,576	27,741
Total Soap "	7,649	7,632	7,774	5,464	4,585	7,56,692	8,08,403	7,68,479	5,73,562	5,12,921
SPICES—										
Cloves "	4,068	4,593	983	1,258	205	36,805	46,515	16,945	22,409	4,860
STARCH AND FARINA—										
Starch "	94,438	92,816	117,223	22,665	23,830	9,01,571	10,24,747	18,36,007	2,33,510	2,18,264
STATIONERY (excluding PAPER)—										
Pencils (excluding slate pencils) Doz.	44,114	101,168	58,212	35,129	13,454	19,685	39,460	19,706	13,949	7,605
Other sorts Value	—	—	—	—	—	4,27,427	5,04,463	4,33,798	4,34,645	2,92,822
Total Stationery (excluding paper) "	—	—	—	—	—	4,47,112	5,43,923	5,03,504	4,48,897	3,00,437
SUGAR—										
Sugar, 16 Dutch Standard and above (a) Tons	52	16	—	—	—	16,479	4,127	15	—	—
Sugar, 15 Dutch Standard and below "	406	236	240	198	271	92,719	59,744	61,900	48,246	63,611
Other kinds "	—	—	—	—	—	—	6	44	5	19
Total Sugar "	458	252	240	198	271	1,03,198	63,877	61,959	48,251	63,630
TALLOW AND STEARINE										
Grease Cwts.	2,156	1,984	1,027	1,703	1,037	54,791	37,467	16,258	33,335	18,661
Other sorts "	126	1,300	202	21	243	3,227	37,897	5,455	662	2,317
Total Tallow and Stearine "	2,282	2,984	1,229	1,723	1,280	58,018	75,364	21,608	34,038	20,998
TELEPHONES, MATERIALS FOR CONSTRUCTION AND ACCESSORIES (excluding ELECTRICAL) Value	—	—	—	—	—	16,661	22,852	10,000	2,210	1,930
TEXTILES—										
Cotton—										
Raw Tons	49,910	11,787	1,689	9,756	28,624	4,37,32,049	1,37,96,058	19,59,504	63,15,452	2,23,57,217
Twist and yarn—										
Grey (unbleached)—										
Nos. 31 to 40 lbs.	—	4,115	—	—	—	—	5,883	—	—	—
Twifolds (doubles) "	30,020	—	—	110	207	24,869	—	—	808	532
Unspecified description of twist and yarn "	2,096	9,053	—	—	1,454	2,305	11,622	—	—	9,504
Total Cotton Twist and Yarn "	32,116	18,168	—	110	1,661	27,264	17,005	—	808	3,036
Manufactures—										
Hosiery—										
Stockings and socks Doz.	37,062	24,175	36,224	16,579	17,865	2,44,494	1,62,615	2,41,046	1,09,140	1,07,080
Underwear "	4,496	6,566	5,758	2,089	2,566	46,721	67,610	50,865	19,100	19,569
Other sorts Value	—	—	—	—	—	47,172	67,891	96,884	21,786	17,469
Total Hosiery "	—	—	—	—	—	—	—	—	—	—
Total, Hosiery "	—	—	—	—	—	3,38,337	2,98,116	3,98,795	1,00,023	1,44,061

(a) Subdivided from 1930-31.

No. 13—continued

NORTH AMERICA—UNITED STATES—continued

IMPORTS THEREFROM—continued

ARTICLES	QUANTITY					VALUE				
	1927-28	1928-29	1929-30	1930-31	1931-32	1927-28	1928-29	1929-30	1930-31	1931-32
<i>TEXTILES—continued</i>										
<i>Cotton—continued</i>										
<i>Manufactures—continued</i>										
<i>Piece Goods—</i>										
<i>Grey (unbleached)—</i>										
<i>Plain grey—</i>										
Drills and Jeans Yards	1,844,900	1,395,600	604,680	352,000	482,600	5,08,204	5,43,561	2,29,408	1,16,601	1,39,607
Sheetings "	356,250	131,250	311,272	142,500	..	1,03,459	39,418	97,538	28,333	..
Unspecified descriptions "	40,087	40,000	51	40,196	45	7,323	2,562	60	7,554	11
Total Plain Grey	2,241,237	1,566,850	916,003	534,696	482,645	7,08,986	5,96,536	3,27,051	1,52,788	1,39,618
<i>White (bleached)—</i>										
Checks, Spots and Stripes "	18,988	80,700	95,804	55,793	320	7,927	27,654	26,483	12,753	293
Jaconets, madapolams, cambrics and Muslins "	695,018	1,223,025	1,494,209	1,201,401	586,373	3,03,733	4,99,906	5,48,635	3,62,756	1,60,984
Longcloth and shirtings "	31,001	6,449	3,106	3,423	165	11,601	1,777	2,962	1,580	87
Unspecified descriptions "	49,539	158,517	148,394	53,658	50,050	22,952	68,589	61,733	19,620	15,262
Total White (bleached)	795,196	1,468,691	1,731,513	1,814,270	636,903	3,46,213	5,97,926	6,39,813	3,96,609	1,76,531
<i>Coloured, printed or dyed—</i>										
Printed goods "	239,614	325,090	224,247	5,136	213,945	1,36,090	1,41,199	97,049	2,312	46,610
<i>Dyed goods—</i>										
Cambrics including madapolams, muslins and jaconets "	1,085,855	3,136,159	5,653,695	2,639,391	1,393,059	4,30,865	14,35,124	22,02,431	6,12,065	3,45,133
Checks, spots and stripes "	113,961	14,890	131	46,160	6,194	135
Drills and Jeans "	17,420	35,052	67,201	7,391	15,047	25,542
Unspecified descriptions "	316,167	125,635	157,648	134,690	129,488	1,68,735	51,830	64,697	75,975	49,412
Total Dyed goods	1,533,403	3,312,336	5,877,944	2,774,071	1,527,678	6,43,151	15,08,195	22,92,970	6,88,040	3,94,735
Woven coloured goods "	126,184	300,815	399,871	51,165	189	62,668	1,10,112	1,50,950	26,821	129
Total Coloured, printed, or dyed goods	1,949,201	3,938,241	6,502,062	2,830,372	1,741,762	2,41,939	17,59,506	25,40,969	9,17,173	4,41,474
<i>Fents of all descriptions not more than 9 yards in length*</i>										
Fents, others*	4,057,709	15,585,192	7,67,591	21,26,142
	784,940	780,972	2,08,021	1,65,818
Total of Fents	23,246,640	22,898,854	23,908,034	4,702,649	16,366,164	52,47,561	49,71,125	51,70,009	9,75,612	22,91,961
Rope Lbs.	15,342	8,510	12,954	20,402	26,046	21,068	11,970	20,974	28,709	28,000
Other sorts of cotton manufactures Value	14,842	31,327	26,111	26,303	13,400
Total Cotton goods (including Twist and Yarn)	75,46,291	82,83,311	92,13,722	36,57,628	32,39,100

* Shown separately from 1930-31.

NORTH AMERICA—UNITED STATES—continued

IMPORTS THEREFROM—continued

ARTICLES	QUANTITY					VALUE				
	1927-28	1928-29	1929-30	1930-31	1931-32	1927-28	1928-29	1929-30	1930-31	1931-32
TEXTILES—continued										
Flax manufactures . . . Value	—	—	—	—	—	14,364	1,081	1,081	8,201	8,095
Haberdashery and millinery . . .	—	—	—	—	—	1,75,969	1,61,155	1,70,669	1,25,207	73,937
Silk—										
Manufactures—										
Goods of silk mixed with other materials Yards	587	6,287	9,712	2,012	2,183	1,125	5,910	7,108	1,574	933
Other sorts . . . Value	—	—	—	—	—	1,89,472	2,29,189	1,98,815	1,27,820	88,429
Total Silk manufactures . . .	—	—	—	—	—	1,90,597	2,85,099	2,05,423	1,29,400	89,362
Wool—										
Manufactures—										
Blankets and rugs other than floor rugs . Lbs.	1,229	35,086	86,807	18,641	2,087	2,577	23,135	26,262	12,390	2,384
Carpets and rugs . . .	9,604	2,118	9,595	5,658	4,509	35,137	3,859	21,965	26,025	13,950
Piece goods . . . Yards	15,570	120,406	88,296	387	435	25,610	70,936	23,946	1,126	1,062
Other sorts . . . Value	—	—	—	—	—	10,965	7,818	29,407	16,537	4,378
Total Wool manufactures . . .	—	—	—	—	—	74,289	1,05,743	1,01,580	56,078	22,774
Artificial Silk—										
Artificial Silk yarn . Lbs.	122	15,000	..	10,000	..	513	27,992	..	11,848	..
Piece goods of Cotton and Artificial Silk . Yards	372,881	917,169	640,783	28,707	1,137	1,96,773	3,72,759	2,54,229	14,759	1,388
Other sorts . . . Value	—	—	—	—	—	1,40,140	1,34,936	215,521	70,920	1,34,813
Other textiles—manufactured . . .	—	—	—	—	—	1,233	4,938	491	6,769	22,468
TOBACCO—										
Unmanufactured . . . Lbs.	3,607,178	6,662,959	4,404,709	1,484,800	2,484,397	27,47,785	56,00,340	37,78,979	12,52,726	24,39,194
Manufactured—										
Cigarettes (a) . . . { Lbs. 5,775 11,792 11,640 84,033 16,285 } =No. =15,984,200 =6,396,523	5,775	11,792	11,640	84,033	16,285	25,522	42,034	40,519	1,01,408	55,161
Tobacco for pipes and cigarettes . Lbs.	15,974	18,065	17,792	12,682	8,236	65,264	79,650	81,628	58,288	38,391
Other sorts . . .	8,877	1,054	2,021	105,888	3,588	43,262	5,398	9,785	18,796	13,730
Total Tobacco . . .	3,687,806	6,683,880	4,436,162	1,587,401	2,512,466	28,80,783	57,27,422	39,10,861	14,29,218	25,46,376
TEXTILE REQUISITES (not specified ELSEWHERE) . Value	—	—	—	—	—	17,82,006	17,26,603	19,74,929	17,48,407	15,52,524
TOYS AND REQUISITES FOR GAMES AND SPORTS including FISHING TACKLE—										
Toys . . .	—	—	—	—	—	2,78,216	3,18,967	2,78,117	2,10,691	1,44,342
Requisites for games and sports (excluding firearms, etc.)—	—	—	—	—	—	—	—	—	—	—
Playing Cards . . .	—	—	—	—	—	6,42,000	6,97,734	5,28,886	6,11,267	4,13,345
Other sorts . . .	—	—	—	—	—	35,458	52,270	30,896	38,259	38,728
Total Toys, etc. . .	—	—	—	—	—	9,50,734	10,48,971	8,37,849	8,55,217	5,90,413
UMBRELLAS AND UMBRELLA FIXINGS . . .	—	—	—	—	—	1,976	2,112	2,542	12,177	2,912
VEHICLES, excluding LOCOMOTIVES, ETC., FOR RAILWAYS—										
Carriages and carts not mechanically propelled (excluding railway carriages, trucks, etc.) . No.	613	68	55	188	216	1,08,057	22,708	17,800	10,184	67,056
Parts of carriages and carts (excluding rubber tyres) . Value	—	—	—	—	—	82,840	28,156	2,541	15,678	15,180
Other sorts . . .	—	—	—	—	—	3,719	780	796	340	314
Total Carriages and Carts, etc. . .	—	—	—	—	—	1,44,116	51,644	31,137	26,197	82,550

(*) Quantity in number recorded from 1930-31.

No.13—continued

NORTH AMERICA—UNITED STATES—continued

IMPORTS THEREFROM—concluded

ARTICLES	QUANTITY					VALUE				
	1927-28	1928-29	1929-30	1930-31	1931-32	1927-28	1928-29	1929-30	1930-31	1931-32
VEHICLES, excluding LOCOMOTIVES, ETC., FOR RAILWAYS—continued										
Cycles (other than motor cycles) and parts thereof and accessories—										
Cycles, imported entire or in sections . . . No.	38	18	9	62	3	1,126	1,267	89	4,760	215
Parts of cycles and accessories (excluding rubber tyres) . . . Value	—	—	—	—	—	19,523	26,150	9,754	6,474	2,957
Total Cycles, etc. . . "	—	—	—	—	—	20,649	27,417	10,651	11,234	3,172
Mechanically propelled vehicles (excluding railway locomotives and tractors)—Aircraft . . . No.	1	2	5,600	21,103
Carriages and parts for railways (a) . . . Value	—	—	—	—	—	—	91,440	1,08,284	69,355	9,793
Wagons and parts for railways (a) . . . "	—	—	—	—	—	—	52,839	1,12,520	15,350	4,536
Motor cars (including taxi cabs) . . . No.	6,081	10,145	9,620	5,098	3,868	1,34,50,812	2,17,19,703	1,95,17,626	1,00,40,728	65,23,073
Motor cycles (including scooters) . . . "	87	55	35	53	8	44,181	37,730	24,421	34,990	5,603
Motor Omnibuses, motor vans and motor lorries—										
Imported with bodies . . . "	382	1,179	4,760	2,902	1,570	9,99,167	19,19,856	56,11,234	32,96,300	18,14,138
Chassis . . . "	3,817	6,308	7,248	3,295	1,660	57,49,092	1,10,29,747	1,20,14,700	55,79,521	24,52,881
Parts of mechanically propelled vehicles and accessories other than of aircraft (excluding rubber tyres) . . . Value	—	—	—	—	—	52,30,811	71,54,259	73,22,761	51,64,352	33,85,534
Other sorts . . . "	—	—	—	—	—	2,317	4,931	7,104
Total Mechanically propelled vehicles, etc. . . "	—	—	—	—	—	2,54,83,063	4,20,05,577	4,47,23,970	2,42,11,168	1,41,99,055
Ships, parts of . . . "	—	—	—	—	—	10,308	24,902	25,036	7,764	1,452
Total Vehicles, excluding Locomotives, etc., for railways . . . "	—	—	—	—	—	2,56,64,136	4,21,01,600	4,47,90,794	2,42,56,383	1,42,86,229
WAX OF ALL KINDS, other than PARAFFIN WAX (excluding CANDLES) . . . Cwts.	948	1,316	587	3,665	2,376	17,618	24,865	15,937	39,576	29,914
WOOD AND TIMBER—										
Deal and pine wood Cub. Tons	4,849	3,235	5,758	1,159	833	5,07,453	2,23,307	5,00,099	95,530	68,495
Other kinds of wood and timber . . . Value	—	—	—	—	—	2,26,057	2,67,395	2,91,962	4,42,076	1,87,880
Manufactures of wood other than furniture and cabinetware . . . "	—	—	—	—	—	69,655	1,23,989	1,44,616	1,88,828	59,517
Total Wood and Timber . . . "	—	—	—	—	—	8,03,165	6,79,691	9,36,677	7,26,437	3,15,895
POSTAL ARTICLES NOT SPECIFIED . . . "	—	—	—	—	—	2,23,211	2,08,027	99,666	1,09,692	15,200
ALL OTHER ARTICLES OF MERCHANDISE . . . "	—	—	—	—	—	2,90,203	3,18,733	4,60,620	4,30,700	5,88,084
GRAND TOTAL . . . "	—	—	—	—	—	20,43,18,016	17,92,08,948	17,66,15,164	15,14,72,554	12,83,62,543

(a) Recorded under " Railway Plant and Rolling Stock " prior to 1928-29.

No. 13—continued
NORTH AMERICA—UNITED STATES—continued
EXPORTS THERETO

INDIAN MERCHANDISE

ARTICLES	QUANTITY					VALUE				
	1927-28	1928-29	1929-30	1930-31	1931-32	1927-28	1928-29	1929-30	1930-31	1931-32
ANIMALS, LIVING . . . No.	4,267	3,314	4,488	6,944	11,221	15,090	12,829	33,958	35,748	24,694
APPAREL (including DRAPERY, UNIFORMS, ACCOUTREMENTS, BUT excluding HOSIERY AND BOOTS AND SHOES) . . Value	—	—	—	—	—	1,31,832	1,12,489	5,85,442	4,52,865	98,240
ART, WORKS OF . . . "	—	—	—	—	—	53,272	24,431	24,199	97,384	19,551
BOOKS, PRINTED, AND PRINT- ED MATTER (not being STA- TIONERY) including MAPS AND CHARTS . . . Cwts.	115	163	333	314	121	30,536	43,276	53,809	42,726	17,302
BRISTLES . . . "	482	406	252	89	..	42,167	32,775	23,800	7,000	..
BUILDING AND ENGINEERING MATERIALS other than OF IRON, STEEL OR WOOD . . Value	—	—	—	—	—	4,45,590	2,00,638	3,76,058	1,42,005	60,800
CANES AND BATTANS . . Cwts.	23	258	26	320	13,225	4,039
CASHEM "	..	594	22,580
COFFEE "	..	80	1,636	8,400	1,80,466
COIR—										
Unmanufactured . . . Tons	6	1	4	1,600	237	2,712
Manufactured (exclud- ing rope) . . . "	579	437	640	573	298	2,15,535	2,48,503	3,43,299	3,12,665	1,23,732
DRUGS AND MEDICINES—										
Nuxvomica . . . Cwts.	17,444	26,919	27,728	14,027	7,839	1,13,311	1,33,099	2,09,112	89,618	42,426
Senna "	17,519	13,056	22,364	7,735	11,937	3,43,276	2,70,610	4,66,923	1,31,405	2,31,987
Other sorts . . . Value	—	—	—	—	—	71,237	79,025	1,98,494	2,63,261	63,059
Total Drugs and medicines . . "	—	—	—	—	—	5,33,424	5,32,734	8,74,529	4,84,284	3,37,472
DYEING AND TANNING SUBSTANCES—										
Cutch and Gambier . . Cwts.	2,796	1,537	1,651	1,151	600	51,401	30,751	32,172	22,068	6,332
Myrobalans "	684,075	258,714	304,703	265,698	202,605	32,24,507	13,27,099	15,57,323	12,22,104	7,41,497
Turmeric "	4,828	5,014	6,270	6,520	4,727	45,480	73,727	96,619	78,535	40,106
Other sorts "	210	3	210	333	487	5,100	44	5,840	7,352	6,570
Total Dyeing and Tanning substances "	641,909	265,318	312,834	273,708	203,410	33,26,438	14,31,621	16,91,954	13,31,010	7,94,555
FIBRE FOR BRUSHES AND BROOMS Tons	744	864	789	701	442	2,61,401	3,07,914	3,05,610	2,47,172	1,05,224
FISH (excluding Canned fish) Cwts.	12	..	89	196	..	600	27	5,240	7,350	..
FRUITS AND VEGETABLES—										
Fruits and vegetables: dried, salted, or pre- served, all sorts . . Tons	1,258	1,132	1,321	1,747	3,053	17,13,691	15,36,465	18,61,161	22,39,118	41,33,969
FURNITURE AND CABINET- WARE Value	—	—	—	—	—	16,919	20,911	46,627	40,352	13,505
GRAIN, PULSE, AND FLOUR—										
Rice not in the husk . . Tons	1,572	3,393	1,625	2,545	560	2,46,339	5,53,203	2,39,551	3,20,977	61,055
Other sorts "	31	23	16	16	11	3,402	5,345	4,349	3,087	2,021
Total Grain, Pulse, and flour "	1,603	3,916	1,641	2,561	571	2,54,741	5,58,548	2,43,900	3,24,064	63,076
GUMS AND RESINS—										
Arabic Cwts.	1,577	795	1,077	2,959	401	49,210	33,140	42,289	72,139	9,515
Olibanum or frankincense . "	25	42	207	117	..	1,225	1,275	7,028	4,555	..
Other sorts "	16,136	17,604	23,105	27,078	30,548	6,80,356	7,34,281	9,03,333	8,60,202	3,07,993
Total Gums and Resins . . "	17,738	18,442	24,389	30,194	31,249	7,30,791	7,68,696	9,52,650	9,37,926	8,17,538

No. 13—continued

NORTH AMERICA—UNITED STATES—continued

EXPORTS THERETO—continued

INDIAN MERCHANDISE—continued

ARTICLES	QUANTITY					VALUE					
	1927-28	1928-29	1929-30	1930-31	1931-32	1927-28	1928-29	1929-30	1930-31	1931-32	
HARDWARE AND CUTLERY, including RELATED WARE	Value	—	—	—	—	R	R	R	R	R	
						13,385	2,060	3,689	8,728	2,660	
HIDES AND SKINS, RAW—											
Hides, raw—											
Buffalo hides	{ Tons =No.	1,972 —216,879	970 —130,330	616 —108,430	66 —13,325	51 —8,931	18,36,395	8,25,732	6,59,695	70,337	38,742
Cow hides	{ Tons =No.	855 —132,089	353 —56,722	229 —26,197	150 —13,478	..	8,74,318	3,61,139	1,32,941	41,317	..
Calf skins	{ Tons =No.	30 —12,815	66 —34,078	85 —54,672	6 —3,180	1 —1,314	23,738	62,110	74,403	6,987	4,877
Other hides	{ Tons =No.	100	7,631	..
Total Hides, raw	{ Tons =No.	2,867 —361,783	1,889 —221,130	930 —184,297	223 —30,583	52 —10,245	22,39,446	12,38,981	8,67,139	1,24,272	43,110
Skins, raw—											
Goat skins	{ Tons =No.	15,689 —18,749,704	18,619 —21,198,700	18,595 —20,993,812	14,711 —16,584,253	11,616 —13,923,825	3,46,04,218	3,94,11,851	3,61,06,939	2,55,83,980	1,77,39,550
Sheep skins	{ Tons =No.	36 —55,342	111 —172,865	104 —145,652	14 —23,468	3 —3,988	59,898	1,45,268	1,49,410	22,009	2,976
Other skins	{ Tons =No.	63 —409,159	94 —523,900	185 —1,332,153	14 —92,228	14 —76,507	7,06,627	7,66,835	22,55,752	2,17,967	1,52,300
Total Skins, raw	{ Tons =No.	15,788 —19,214,205	18,824 —21,895,465	18,884 —22,471,617	14,739 —16,699,919	11,633 —14,009,300	3,53,70,738	4,03,24,004	3,85,12,101	2,58,23,986	1,78,94,826
Total Hides and Skins, raw (excluding cuttings of hides and skins, raw)	{ Tons =No.	18,645 —19,576,988	20,213 —22,116,595	19,814 —22,655,914	14,967 —16,739,532	11,635 —14,019,545	3,76,10,184	4,15,62,985	3,38,79,240	2,59,50,208	1,79,37,945
Cuttings of Hides and Skins (raw)	Tons	1,536	2,348	2,959	2,577	186	2,48,414	3,85,197	4,44,960	3,48,861	13,648
Instruments, apparatus, etc.	Value	—	—	—	—	—	1,303	1,319	16,850	2,687	6,005
Ivory—											
Manufactured								875	9,405	3,088	523
JEWELLERY (excluding IMITATION JEWELLERY AND PEROUS STONES AND PEARLS UNSET) also PLATE OF GOLD AND SILVER							4,932	3,985	3,584	6,747	1,221
KAPOK	Cwts.	3,877	1,547	4,144	265	368	2,22,652	69,247	1,80,964	7,987	9,850
LAC—											
Button	5	1,860	2,550	3,483	1,853	939	2,89,077	5,06,525	4,37,744	1,52,802	48,956
Seed	..	49,233	82,755	57,022	82,012	77,056	61,14,410	89,72,862	57,34,742	45,20,719	27,13,168
Shell	..	170,058	237,033	225,657	117,043	100,869	2,36,16,162	3,00,73,101	2,60,58,920	78,29,512	43,99,499
Stick	..	5	4,360	659	219	..	392	3,45,817	49,719	11,182	..
Other kinds (excluding lac dye)	..	23,611	3,042	443	12,34,899	1,53,431	24,146
Total Lac	..	244,762	330,740	287,264	201,127	178,364	3,12,54,940	4,00,56,736	3,23,05,271	1,25,14,215	71,61,623
LACQUERED-WARE	Value	—	—	—	—	—	5,112	2,081	2,602	2,022	2,200
LEATHER—											
Hides, tanned or dressed—											
Buffalo hides	{ Tons =No.	.. —57	54 —18,527	32 —14,950	6 —2,025	9 —1,874	700	1,12,558	71,292	15,000	19,830
Cow hides	{ Tons =No.	589 —153,068	1,221 —306,747	768 —211,224	51 —14,830	1 —400	15,31,012	29,79,859	17,26,719	1,13,250	1,500
Calf skins	{ Tons =No.	76 —93,090	213 —240,708	187 —214,508	36 —33,875	..	2,52,761	6,20,181	5,84,647	1,19,489	..
Total Hides, tanned or dressed	{ Tons =No.	665 —246,135	1,488 —565,982	987 —440,682	93 —55,530	10 —2,274	17,84,473	37,18,048	23,82,658	2,47,739	21,330
Skins, tanned or dressed—											
Goat skins	{ Tons =No.	198 —452,961	347 —1,083,164	240 —717,639	79 —226,924	56 —152,306	12,69,797	28,20,604	16,45,637	4,22,300	2,96,340
Sheep skins	{ Tons =No.	36 —132,490	69 —200,220	77 —276,360	15 —51,661	5 —20,000	2,40,764	4,88,395	5,41,551	1,19,256	33,600
Other skins	{ Tons =No.	17 —167,721	87 —1,156,188	25 —468,553	2 —25,574	..	4,16,668	20,76,301	8,50,454	45,626	11,521
Total Skins, tanned or dressed	{ Tons =No.	246 —759,172	503 —2,419,572	342 —1,462,552	96 —304,159	61 —177,959	19,21,229	48,85,300	30,43,647	5,87,274	3,41,461

No. 13—continued
NORTH AMERICA—UNITED STATES—continued

EXPORTS THERETO—continued

INDIAN MERCHANDISE—continued

ARTICLES	QUANTITY					VALUE				
	1927-28	1928-29	1929-30	1930-31	1931-32	1927-28	1928-29	1929-30	1930-31	1931
LEATHER—continued										
Unwrought . . . Cwts.	6	154	8	23,792	24,413	11,908
Other sorts . . . Value	—	—	—	—	—	276	2,104	270	6,865	..
Total Leather . . . "	—	—	—	—	—	87,29,770	66,89,865	54,38,178	8,41,378	8,6
MANURES—										
Bonemeal . . . Tons	11,312	8,162	10,997	9,538	7,881	8,87,846	7,12,908	10,05,677	7,30,245	4,31
Other kinds . . . "	25	225	80	..	54	1,420	31,331	5,437
Total Manures . . . "	11,337	8,387	11,033	9,533	7,785	8,09,234	7,44,234	10,11,114	7,30,245	4,4
Mats and Matting except coir and rubber . . . Sq. yds.	8,574	..	12,668	15,065	—	1,344	..	5,248	8,830	..
METALS AND ORES—										
Brass, Bronze, and similar alloys, wrought . . . Cwts.	623	694	432	361	113	1,23,442	1,34,027	79,209	61,045	21
Chromite (chrome iron ore) . . . Tons	2,170	4,000	7,500	7,200	..	89,349	1,51,500	2,80,500	2,53,255	..
Iron or Steel— Pig . . . "	65,064	52,541	86,059	103,171	50,970	29,22,137	23,68,900	38,74,388	40,84,672	17,81
Lead . . . Cwts.	2,920	40,878
Manganese ore . . . Tons	97,200	72,250	51,500	48,850	28,120	27,36,000	21,55,750	15,45,000	14,41,100	8,44
Wolfram ore . . . "	30	48,000
Others . . . "	665	329	208	272	617	23,076	56,131	7,280	21,702	21
Total Metals and Ores . . . "	165,276	129,155	145,319	164,857	79,820	59,35,538	48,61,407	58,20,377	58,61,774	26,72
MICA—										
In Blocks . . . Cwts.	1,814	1,895	6,384	1,642	1,111	4,72,395	3,94,476	14,30,682	3,91,924	1,40
Spittings . . . "	17,191	28,256	86,242	19,135	12,001	23,69,478	20,70,001	27,40,431	15,54,888	6,29
Total Mica . . . "	19,005	30,151	42,626	20,777	13,112	28,41,868	24,64,477	41,71,163	19,46,812	7,69
MONAZITE . . . Tons										
	899	100	212	57,370	30,000	25,446
OIL—										
Essential . . . Gals.	22,023	24,508	22,008	12,734	15,004	4,15,071	4,44,179	3,26,585	2,01,492	1,72,0
Vegetable, non-essential— Lihseed . . . "	..	90	18,720	175	56,160
Coconut . . . "	3,078	7,248	..	9	2,412	7,319	15,100	..	56	..
Other sorts . . . "	7,267	3,406	3,997	9,322	1,156	13,895	7,188	5,913	16,666	5,0
Total Oils . . . "	32,368	35,247	44,720	22,035	18,572	4,36,285	4,66,642	3,88,663	2,18,214	2,3
OILCAKES . . . Tons	151	257	87	50	140	17,839	29,997	10,406	4,735	1,79,44
PAINTS AND PAINTERS' MATERIALS . . . Value										
	—	—	—	—	—	48,960	48,540	46,640	21,784	9,26
PAPER AND PASTEBOARD Cwts.										
	57	66	13	17	..	7,224	4,335	1,911	951	27,72
PAPER MAKING MATERIALS										
	4,689	1,072	351	216	4,982	23,245	15,727	9,168	4,183	..
PARAFFIN WAX Tons										
	1,880	6,139	7,794	6,250	6,080	8,56,400	27,98,615	35,46,270	27,91,250	65,02
PROVISIONS AND OILMAN'S STORES, including FISH AND FRUITS AND VEGETABLES CANNED OR BOTTLED—										
Pickles, chutnies, and condiments . . . Cwts.	2,015	2,349	1,959	1,185	562	84,343	99,737	81,103	47,656	15,535
Other sorts of provisions Value	—	—	—	—	44	20,931	1,819	2,001	995	2,820
Total Provisions and Oilman's stores . . . "	—	—	—	—	—	1,05,274	1,01,556	83,104	48,451	20,855
RUBBER—										
Raw . . . Lbs	1,056,102	8,588,494	1,497,765	466,004	230,720	19,91,211	30,46,346	12,07,375	3,54,522	1,02,480

No. 13—continued
NORTH AMERICA—UNITED STATES—continued

EXPORTS THERETO—continued

INDIAN MERCHANDISE—continued

ARTICLES	QUANTITY					VALUE				
	1927-28	1928-29	1929-30	1930-31	1931-32	1927-28	1928-29	1929-30	1930-31	1931-32
SEEDS—										
Essential . . . Tons	107	103	17	156	1,080	\$ 31,826	\$ 51,205	\$ 8,340	\$ 78,284	\$ 4,34,084
Non-essential—										
Castor . . . "	49,291	56,074	50,987	38,519	34,743	1,03,84,329	1,12,21,255	1,01,46,527	64,62,970	48,40,656
Groundnuts . . . "	..	1,652	4	1	..	15	3,22,977	900	320	25
Linseed . . . "	2,000	..	50	5,05,272	..	6,000
Mustard . . . "	..	55	..	100	72	..	22,130	..	16,500	10,729
Niger . . . "	21	38	68	8	42	6,600	31,129	16,245	1,782	7,022
Poppy . . . "	20	19	..	42	16	8,532	5,764	..	10,213	2,925
Rape . . . "	..	95	160	325	176	..	20,750	35,824	62,750	24,247
Sesamum (til or linjil) "	210	1,000	4,722	46,800	2,49,937	3,17,191
Other sorts . . . "	26	7	100
Total Seeds, non-essential "	49,542	58,933	53,219	38,995	39,821	1,04,46,622	1,18,73,942	1,07,04,768	65,54,542	57,17,955
Other than oilseeds . . . "	..	8	1	34	8	275	3,557	3,957	16,235	412
Total Seeds . . . "	49,542	58,941	53,220	39,029	40,829	1,04,78,723	1,19,28,704	1,07,17,065	66,49,051	61,52,401
SPECIMENS ILLUSTRATIVE OF NATURAL SCIENCES Value	—	—	—	—	—	3,530	18,400	35,003	4,977	4,791
SPICES—										
Cardamoms . . . Cwts.	1,237	1,043	1,030	1,371	715	4,32,458	3,26,478	3,29,699	2,87,934	1,80,843
Chillies . . . "	4,505	2,002	964	120	..	1,51,754	81,666	31,345	2,857	..
Ginger . . . "	4,156	2,603	2,443	3,415	3,094	1,16,269	96,140	83,182	85,035	51,280
Pepper . . . "	69,925	15,751	30,530	19,486	25,505	51,54,312	14,79,451	26,59,659	6,59,766	3,64,599
Other sorts . . . "	..	5	3	16	1	9	180	95	302	40
Total Spices . . . "	79,873	21,404	34,979	24,408	29,375	58,54,892	19,83,945	31,08,980	12,36,894	10,96,762
STONE AND MARBLE Tons	..	721	742	4	..	130	86,577	1,44,310	1,428	..
TEA—										
Black . . . Lbs.	3,798,327	7,828,026	8,446,316	9,398,665	9,707,317	73,09,149	58,92,819	59,17,536	63,66,632	49,99,006
TEA WASTE, FOR THE MANUFACTURE OF CAFFEINE "	3,853,598	3,871,864	4,457,897	6,117,833	2,204,938	4,03,126	3,77,392	4,27,980	5,96,692	1,43,381
TEXTILES—										
Cotton, Raw . . . Tons	5,809	3,343	14,493	7,850	5,322	51,15,962	76,86,326	1,15,82,546	44,94,512	27,08,063
Waste . . . Cwts.	31,809	14,970	26,225	41,842	16,786	7,08,901	3,89,656	6,80,150	7,38,085	2,00,855
Cotton manufactures (including twist and yarn) Value	—	—	—	—	—	65,750	1,88,123	95,860	91,636	83,219
Haberdashery and Millinery . . . "	74,093	1,28,437	2,61,945	1,59,728	60,310
Hemp (chiefly senn), raw Cwts.	29,764	15,526	22,746	9,042	13,173	4,65,430	2,18,570	4,23,385	97,030	1,18,530
Jute—										
Raw . . . Tons	84,281	93,814	79,386	63,063	49,115	3,05,98,861	3,43,59,251	2,52,17,031	1,04,48,323	91,23,237
Manufactures—										
Gunny bags . . . No.	20,743,943	19,907,404	16,972,340	10,595,300	8,403,900	56,88,766	58,02,813	51,45,868	23,40,651	19,51,323
cloth . . . Yards	1,023,012,889	1,021,816,902	1,071,903,666	853,793,377	692,363,265	18,31,58,208	19,61,90,239	18,25,14,948	10,65,67,244	6,56,56,906
Other kinds . . . Value	—	—	—	—	—	27	14,905	34,980	10,36,005	26,24,875
Total Jute manufactures (including twist and yarn) "	—	—	—	—	—	19,33,27,001	20,20,08,047	18,76,05,796	17,01,48,900	6,96,33,109
Silk—										
Raw . . . Lbs.	580	42,845	4,332	855	96,129	6,375
Manufactures . . . Value	—	—	—	—	—	29,630	13,713	5,054	3,750	7,750
Wool—										
Raw . . . Lbs.	5,247,335	8,113,976	8,793,853	2,236,033	4,866,325	46,04,378	72,18,451	77,82,196	13,75,336	22,30,238
Manufactures—										
Carpets and rugs . . . "	1,156,210	1,500,697	1,127,295	340,197	553,742	34,04,242	33,69,435	36,02,820	20,02,213	10,87,410
Other sorts . . . Value	—	—	—	—	—	3,93,527	4,72,713	4,55,632	3,93,344	1,80,385
Total Woolen manufactures . . . "	—	—	—	—	—	37,97,769	43,42,148	40,58,452	24,91,087	12,76,795
Other textiles—										
Raw . . . Cwts.	1,798	19	37,120	2,020
TOYS AND REQUISITES FOR GAMES AND SPORTS (including FISHING TACKLE other than FIREARMS) Value	—	—	—	—	—	1,06,402	1,20,333	60,590	61,377	85,171

No. 13—continued
 NORTH AMERICA—UNITED STATES—continued
 EXPORTS THERETO—continued

INDIAN MERCHANDISE—concluded

ARTICLES	QUANTITY					VALUE				
	1927-28	1928-29	1929-30	1930-31	1931-32	1927-28	1928-29	1929-30	1930-31	1931-32
	R	R	R	R	R	R	R	R	R	R
WAX OF ALL KINDS, other than PARAFFIN WAX (excluding CANDLES) .Cwts.	141	65	2	1	..	14,000	8,008	671	450	..
WOOD AND TIMBER—										
Teak Wood . Cubic Tons	492	1,332	1,063	3,547	1,703	1,39,004	3,94,131	5,85,204	11,90,779	5,04,8
Sandal wood . Tons	729	678	618	522	509	11,87,688	12,60,197	10,38,939	8,89,438	8,50,8
Other kinds of wood and timber . Value	—	—	—	—	—	38,677	61,340	47,264	26,308	8,9
Manufactures of wood, other than furniture and cabinetware . "	—	—	—	—	—	12,804	32,291	13,655	7,905	5,5
Total Wood and Timber . "	—	—	—	—	—	18,79,083	17,50,959	16,85,032	21,14,425	18,78,6
POSTAL ARTICLES . . . "	—	—	—	—	—	21,312	20,017	20,831	20,202	17,6
ALL OTHER ARTICLES OF MERCHANDISE . . . "	—	—	—	—	—	7,99,286	10,32,538	17,08,240	8,86,129	2,38,1
GRAND TOTAL . . . "	—	—	—	—	—	35,97,77,376	39,11,17,417	36,32,81,609	20,61,53,891	18,86,23,2

FOREIGN MERCHANDISE

ARTICLES	QUANTITY					VALUE				
	1927-28	1928-29	1929-30	1930-31	1931-32	1927-28	1928-29	1929-30	1930-31	1931-32
	R	R	R	R	R	R	R	R	R	R
Animals, living No.	3	5,050	..
APPAREL (including DRAPERY, UNIFORMS, AGOOUTREMENTS, BUT excluding HOSIERY AND BOOTS AND SHOES) Value	—	—	—	—	—	9,162	45,594	81,688	1,03,717	38,544
Art works of, other than picture "	—	—	—	—	—	2,110	2,626	2,243	81,384	16,484
BOOKS, PRINTED, AND PRINTED MATTER (not being STATIONERY including MAPS AND CHARTS) Cwts.	48	71	100	42	142	14,214	21,104	16,463	7,407	27,939
DRUGS AND MEDICINES (excluding CHEMICALS AND NARCOTICS) Value	—	—	—	—	—	29,276	46,471	37,816	21,087	6,340
DYEING AND TANNING SUBSTANCES "	—	—	—	—	—	9,845	537	—	176	18,297
FROITS AND VEGETABLES—										
Fruits and vegetables: dried, salted, or preserved . Tons	50	54	2	49	120	97,423	1,05,903	1,340	86,342	1,47,018
FURNITURE AND CABINETWARE Value	—	—	—	—	—	3,840	6,818	2,338	5,837	18,151
GLASS AND GLASSWARE "	—	—	—	—	—	1,266	1,688	2,637	6,105	9,411
GUMS AND RESINS—										
Arabic Cwts.	8,435	14,719	1,191	409	..	2,20,836	5,71,047	47,725	10,830	..
OHbanum or Frankincense "	3,278	3,080	1,708	1,203	2,630	1,18,799	1,10,833	66,327	46,427	20,207
Other sorts "	5,618	14,778	11,942	16,031	10,358	8,35,842	6,27,780	6,47,479	3,97,942	2,52,066
Total Gums and Resins "	17,331	32,527	14,931	17,640	10,988	7,35,477	13,10,560	7,61,531	4,54,699	2,72,273
HARDWARE (including CUTLERY) . Value										
HIDES AND SKINS, RAW—	—	—	—	—	—	78,948	61,506	79,166	67,072	97,607
-SKINS, RAW { Tons -No.	9 =12,589	5 =25,198	4 =27,816	1 =15,100	12 =60,301	1,17,999	1,35,725	1,15,409	61,100	4,15,016

No. 13—continued
 NORTH AMERICA—UNITED STATES—concluded
 EXPORTS THERETO—concluded

FOREIGN MERCHANDISE—continued

ARTICLES	QUANTITY					VALUE				
	1927-28	1928-29	1929-30	1930-31	1931-32	1927-28	1928-29	1929-30	1930-31	1931-32
INSTRUMENTS, APPARATUS, AND APPLIANCES, AND PARTS THEREOF—						R	R	R	R	R
Electrical Value	—	—	—	—	—	13,200	12,892	3,907	45,434	1,20,468
Musical "	—	—	—	—	—	397	3,507	9,857	2,404	20,670
Photographic "	—	—	—	—	—	6,648	10,514	72,293	98,704	1,35,637
Other sorts "	—	—	—	—	—	13,923	52,018	21,330	25,106	78,075
Total "	—	—	—	—	—	34,168	79,021	1,07,837	1,71,648	3,55,050
IVORY Manufactured JEWELLERY (excluding IMITA- TION JEWELLERY AND PRECIOUS STONES AND PEARLS UNSET), also PLATE OF GOLD AND SILVER "	—	—	—	—	—	608	—	900	33,512	—
LEATHER—										
Skins, tanned or dressed } Tons	2	—	—	3	—	80,383	42,725	32,370	1,25,792	290
Other sorts Value	—	—	—	=29,561	=58	33,554	3,385	8,917	10,248	16,821
Total "	—	—	—	—	—	70,437	46,110	41,287	1,36,035	17,111
MACHINERY AND MILLWORK—										
Electrical machinery of all kinds "	—	—	—	—	—	2,300	880	2,197	18,418	6,147
Other sorts of machinery "	—	—	—	—	—	1,85,664	44,310	46,537	1,65,973	3,07,112
Total Machinery and Millwork "	—	—	—	—	—	1,88,054	45,190	48,734	1,84,391	3,13,259
METALS AND ORES TONS	536	—	2	—	1	43,035	2,021	3,466	855	1,233
OILS—										
Mineral Gals.	632,953	2,153,507	1,065,820	1,559,243	39,196	1,25,919	4,20,719	2,13,558	3,12,364	7,595
PAINTS AND COLOURS Cwts.	5	—	—	16	70	250	100	—	416	10,376
PRINTS, ENGRAVINGS AND PICTURES Value	—	—	—	—	—	390	844	424	13,890	1,383
PROVISIONS AND MAN'S STORES, ETC. OIL- Cwts.	17	31	—	18	—	3,021	5,760	10	451	5
RUBBER MANUFACTURES "	—	—	—	—	—	6,211	1,017	253	2,11,236	1,379
SEEDS TONS	3	4	1	5	1	8,811	13,274	4,868	7,012	760
SPECIMENS ILLUSTRATIVE OF NATURAL SCIENCE Value	—	—	—	—	—	—	—	4,331	7,007	400
FRIGES Cwts.	52	—	—	182	—	17,314	—	—	19,200	—
STATIONERY (excluding PAPER) Value	—	—	—	—	—	235	780	3,133	2,504	15,765
STONE AND MARBLE TONS	—	20	60	—	—	118	4,000	12,000	—	—
TEXTILES—										
Cotton Manufactures— Piece goods Yards	11,951	37,972	27,082	5,716	5,626	6,754	10,610	8,325	2,629	1,047
Haberdashery and Millinery Value	—	—	—	—	—	5,435	11,657	40,368	5,124	18,976
Silk Manufactures "	—	—	—	—	—	750	—	1,000	400	66
Wool, raw Lbs.	5,193,354	5,583,841	3,894,649	2,359,789	5,439,505	34,12,416	38,93,248	25,97,191	10,26,750	18,89,378
„ manufactures Value	—	—	—	—	—	19,35,546	22,69,308	24,53,273	16,12,919	2,97,993
Other textiles— Manufactures "	—	—	—	—	—	4,911	500	16,324	1,700	1,350
TOYS AND REQUISITES FOR GAMES "	—	—	—	—	—	3,371	7,425	5,559	4,319	1,351
VEHICLES (excluding LOCO- MOTIVES, ETC., FOR RAIL- WAYS)—										
Carriages and carts (exclud- ing Railway Carriages) and parts thereof "	—	—	—	—	—	3,436	9,329	62,410	29,920	4,677
Other sorts "	—	—	—	—	—	57,394	15,259	46,105	49,791	77,108
POSTAL ARTICLES "	—	—	—	—	—	—	—	333	1,961	1,730
ALL OTHER ARTICLES OF MERCHANDISE "	—	—	—	—	—	2,37,473	32,232	2,93,523	2,27,580	2,10,393
GRAND TOTAL "	—	—	—	—	—	72,61,557	86,28,105	70,68,194	49,47,298	42,94,471
GRAND TOTAL OF INDIAN AND FOR- EIGN MERCHANDISE "	—	—	—	—	—	363,70,42,936	39,97,40,522	37,03,44,703	21,14,06,189	14,29,27,711

No. 13—continued
NORTH AMERICA—BERMUDAS
IMPORTS THEREFROM

ARTICLES	QUANTITY					VALUE				
	1927-28	1928-29	1929-30	1930-31	1931-32	1927-28	1928-29	1929-30	1930-31	1931-32
POSTAL ARTICLES NOT SPECIFIED Value	—	—	—	—	—	£	£	£	£	£
GRAND TOTAL	—	—	—	—	—	£	£	£	£	£

EXPORTS THERETO

INDIAN MERCHANDISE

ARTICLES	QUANTITY					VALUE				
	1927-28	1928-29	1929-30	1930-31	1931-32	1927-28	1928-29	1929-30	1930-31	1931-32
TOTAL VALUE	—	—	—	—	—	£	£	£ 1,460	£ 4,247	£ 1,311

FOREIGN MERCHANDISE
Nil

NORTH AMERICA—CUBA
IMPORTS THEREFROM

ARTICLES	QUANTITY					VALUE				
	1927-28	1928-29	1929-30	1930-31	1931-32	1927-28	1928-29	1929-30	1930-31	1931-32
SUGAR—						£	£	£	£	£
Sugar 15 Dutch Standard and below Tons	5,998	—	—	—	—	15,24,740	—	—	—	—
POSTAL ARTICLES NOT SPECIFIED Value	—	—	—	—	—	15	£	—	—	—
ALL OTHER ARTICLES OF MERCHANDISE	—	—	—	—	—	7,828	6,222	5,058	2,835	5,741
GRAND TOTAL	—	—	—	—	—	15,32,578	6,224	5,058	2,835	5,741

EXPORTS THERETO

INDIAN MERCHANDISE

ARTICLES	QUANTITY					VALUE				
	1927-28	1928-29	1929-30	1930-31	1931-32	1927-28	1928-29	1929-30	1930-31	1931-32
DYEING AND TANNING SUBSTANCES—						£	£	£	£	£
Myrobalans Cwts.	500	600	500	1,497	500	3,000	3,000	2,150	3,000	5,350
GRAIN, PULSE, AND FLOUR—										
Rice, not in the husk Tons	110,187	78,468	88,371	91,892	70,178	1,74,24,560	1,11,77,770	1,21,79,458	1,06,87,888	51,99,640
HIDES AND SKINS, RAW—										
Skins, Raw—										
Goat Skins No.	—	130	—	—	—	—	2,58,812	—	—	—
KAPOK Cwt.	2,119	123,551	1,398	852	95	1,20,840	37,675	70,188	25,958	3,051
LAC—										
Shell No.	102	151	822	168	221	12,240	20,399	88,181	11,926	9,981
Spices No.	—	—	123	61	—	—	—	90,900	6,000	—
TEXTILES—										
Jute—										
Raw Tons	134	517	522	620	148	44,580	1,04,580	1,77,888	1,50,401	23,781
Manufactures—										
Gunny bags No.	28,199,100	33,446,600	31,935,875	24,299,452	15,477,900	1,84,90,721	2,17,46,107	1,71,18,848	1,00,56,817	52,54,421
Gunny cloth Yards	182,000	82,000	856,378	1,188,395	567,038	40,767	21,535	70,508	1,22,898	57,111
ALL OTHER ARTICLES OF MERCHANDISE Value	—	—	—	—	—	3,550	1,040	3,972	1,350	2,112
GRAND TOTAL	—	—	—	—	—	3,61,39,758	3,84,60,807	2,00,72,079	2,10,71,108	1,05,55,421

FOREIGN MERCHANDISE

Nil

No. 13—continued
NORTH AMERICA—HAYTI AND ST. DOMINGO
IMPORTS THEREFROM

ARTICLES	QUANTITY					VALUE				
	1927-28	1928-29	1929-30	1930-31	1931-32	1927-28	1928-29	1929-30	1930-31	1931-32
POSTAL ARTICLES NOT SPECIFIED	—	—	—	—	—	R	R	R	R	R
ALL OTHER ARTICLES OF MERCHANDISE	—	—	—	—	—	394	1,077	882	1,151	1,638
GRAND TOTAL	—	—	—	—	—	394	1,083	882	1,151	1,638

EXPORTS THERETO

INDIAN MERCHANDISE

ARTICLES	QUANTITY					VALUE				
	1927-28	1928-29	1929-30	1930-31	1931-32	1927-28	1928-29	1929-30	1930-31	1931-32
GRAIN, PULVER, AND FLOUR— Bis, not in the sack . Tons	2,103	2,423	4,336	2,415	1,272	R	R	R	R	R
TEXTILES— Jute— Manufactures— Gunny bags . . No.	2,516,320	2,360,000	2,492,600	1,986,700	1,824,700	13,66,595	13,16,614	10,92,280	6,78,980	6,65,302
Gunny cloth . . Yards	220,000	80,000	80,000	51,000	40,000	32,800	14,725	12,650	4,880	3,300
POSTAL ARTICLES . . Value	—	—	—	—	—	11,276	13,037	6,301	7,734	8,165
ALL OTHER ARTICLES OF MERCHANDISE . .	—	—	—	—	—	..	2,457	3,245	169	2,381
GRAND TOTAL . .	—	—	—	—	—	17,12,595	16,83,034	16,80,022	8,92,121	6,55,605

FOREIGN MERCHANDISE

ARTICLES	QUANTITY					VALUE				
	1927-28	1928-29	1929-30	1930-31	1931-32	1927-28	1928-29	1929-30	1930-31	1931-32
POSTAL ARTICLES . . Value	—	—	—	—	—	R	R	R	R	R
GRAND TOTAL . .	—	—	—	—	—	2,586	2,013	2,841	2,082	3,093
GRAND TOTAL OF INDIAN AND FOREIGN MERCHANDISE . .	—	—	—	—	—	17,15,181	16,85,007	16,82,863	8,94,203	6,58,698

NORTH AMERICA—PORTO RICO

IMPORTS THEREFROM

N^o.

EXPORTS THERETO

INDIAN MERCHANDISE^E

ARTICLES	QUANTITY					VALUE				
	1927-28	1928-29	1929-30	1930-31	1931-32	1927-28	1928-29	1929-30	1930-31	1931-32
TEXTILES— Jute— Manufactures— Gunny bags . . No.	5,068,400	5,123,407	4,108,000	5,946,800	6,062,000	27,70,975	27,65,135	22,11,566	20,86,197	18,24,433
Gunny cloth . . Yards	260,000	54,000	210,000	50,000	160,000	52,228	11,050	81,828	6,687	15,126
ALL OTHER ARTICLES OF MERCHANDISE . . Value	—	—	—	—	—	428	1,050	..
GRAND TOTAL . .	—	—	—	—	—	28,23,631	27,76,185	22,43,394	20,92,934	18,39,559

FOREIGN MERCHANDISE

No. 13—continued

NORTH AMERICA—WEST INDIES

IMPORTS THEREFROM

ARTICLES	QUANTITY					VALUE				
	1927-28	1928-29	1929-30	1930-31	1931-32	1927-28	1928-29	1929-30	1930-31	1931-32
BUILDING AND ENGINEERING MATERIALS, other than OF IRON, STEEL, OR WOOD—						£	£	£	£	£
Asphalt . . . Tons	734	..	730	75,738	..	66,363
DRUGS AND MEDICINES excluding CHEMICALS AND NARCOTICS . . . Value	—	—	—	—	—	10,079	7,597	11,760	7,733	17,147
TEXTILES—										
Artificial silk—										
Artificial silk yarn . Lbs.	6,000	11,612
POSTAL ARTICLES . . . Value	—	—	—	—	—	..	9	..	40	..
ALL OTHER ARTICLES OF MERCHANDISE . . . "	—	—	—	—	—	3,453	313	6,161	7,461	67
GRAND TOTAL . . . "	—	—	—	—	—	25,144	7,910	98,650	15,234	83,503

EXPORTS THERETO

INDIAN MERCHANDISE

ARTICLES	QUANTITY					VALUE				
	1927-28	1928-29	1929-30	1930-31	1931-32	1927-28	1928-29	1929-30	1930-31	1931-32
APPAREL (including DRAPERY, UNIFORMS, ACCOUTREMENTS BUT excluding HOSIERY AND BOOTS AND SHOES) . Value	—	—	—	—	—	£	£	£	£	£
						8,584	7,055	6,715	11,335	7,936
GRAIN, PULSE, AND FLOUR—										
Pulse . . . Tons	1,868	1,246	655	846	763	2,49,175	2,33,913	1,21,866	1,37,853	1,10,404
Rice, not in the husk . . "	14,464	15,715	25,248	14,075	19,724	23,65,104	23,77,135	34,30,609	18,28,032	16,82,855
Other sorts . . . "	36	39	128	..	6
Total Grain, pulse, and flour . . . "	15,832	16,961	25,903	14,921	20,487	26,14,309	26,11,087	35,82,603	19,65,885	17,93,265
METALS AND ORES . . . "	7	5	8	5	8	15,170	12,730	17,471	11,765	24,630
OILS—										
Vegetable, non-essential Gals.	7,513	7,623	5,813	6,336	5,824	21,202	20,988	14,012	16,215	9,973
PARAFFIN WAX . . . Tons	121	55,168
PROVISIONS AND OILMAN'S STORES . . . Value	—	—	—	—	—	57,822	1,07,831	35,845	34,595	57,304
SEEDS . . . Tons	15	7	7	6	28	5,804	4,522	3,961	2,051	6,493
TEA . . . Lbs.	19,032	50,177	73,489	33,430	57,700	14,879	42,257	58,217	21,406	25,325
TEXTILES—										
Jute—										
Manufactures—										
Gunny bags . . . No.	2,790,781	3,060,442	3,608,214	2,959,249	3,310,654	15,54,607	18,01,015	16,98,226	11,98,762	11,31,065
Gunny cloth . . . Yds.	39,900	40,000	..	18,753	4,400	..
Other kinds . . . Value	—	—	—	—	—	205	120	675	14	50
Total Jute manufactures (including Twist and Yarn) . . .	—	—	—	—	—	15,73,565	18,01,135	16,98,901	12,03,176	11,31,115
Toys and requisites for Games , , ALL OTHER ARTICLES OF MERCHANDISE . . . "	—	—	—	—	—	1,710	200	5,651	6,202	3,971
	—	—	—	—	—	9,804	9,599	16,855	9,805	20,645
GRAND TOTAL . . . "	—	—	—	—	—	43,77,927	46,17,454	54,40,291	32,82,435	30,81,157

No. 13—continued
NORTH AMERICA—WEST INDIES—continued

EXPORTS THERETO—continued

FOREIGN MERCHANDISE

ARTICLES	QUANTITY					VALUE				
	1927-28	1928-29	1929-30	1930-31	1931-32	1927-28	1928-29	1929-30	1930-31	1931-32
TOTAL VALUE	—	—	—	—	—	R	R	R	R	R
GRAND TOTAL OF INDIAN AND FOREIGN MERCHANDISE . Value	—	—	—	—	—	1,968	5,334	1,000	479	483
	—	—	—	—	—	48,79,935	4,22,788	54,41,291	32,82,914	30,81,645

NORTH AMERICA—MEXICO

IMPORTS THEREFROM

ARTICLES	QUANTITY					VALUE				
	1927-28	1928-29	1929-30	1930-31	1931-32	1927-28	1928-29	1929-30	1930-31	1931-32
TOTAL VALUE	—	—	—	—	—	R	R	R	R	R
	—	—	—	—	—	3,554	246	51,866

EXPORTS THERETO

INDIAN MERCHANDISE

ARTICLES	QUANTITY					VALUE				
	1927-28	1928-29	1929-30	1930-31	1931-32	1927-28	1928-29	1929-30	1930-31	1931-32
GRAIN, PULSE AND FLOUR—						R	R	R	R	R
Rice not in the husk . .Tons	..	100	13,739
METALS AND ORES—						..	4,457	22,948
Iron or Steel . . . "	..	99	505	1,27,400	91,000	1,84,275	3,81,850	6,30,006
PARAFFIN WAX . . . "	280	200	405	870	1,500
SPICES—						18,050	10,875	5,525
PepperCwts.	225	125	81
TEXTILES—						6,19,861	8,25,722	7,32,965	3,57,000	92,968
Jute—					
RawTons	1,866	2,105	2,146	1,472	530	69,030	28,975	54,178	44,579	7,540
Manufactures—						4,400	12,500	12,100
Gunny bags . . . No.	141,800	62,500	165,400	120,500	30,000
Gunny cloth . . . Yards	30,000	5,000	120,000
ALL OTHER ARTICLES OF MERCHANDISE . Value	—	—	—	—	—	7,947	7,783	2,800	2,124	3,668
GRAND TOTAL . . . "	—	—	—	—	—	8,95,788	9,82,501	10,57,089	7,98,058	7,45,275

FOREIGN MERCHANDISE

Nil.

CENTRAL AMERICA—GUATEMALA

IMPORTS THEREFROM

Nil.

EXPORTS THERETO

INDIAN MERCHANDISE

ARTICLES	QUANTITY					VALUE				
	1927-28	1928-29	1929-30	1930-31	1931-32	1927-28	1928-29	1929-30	1930-31	1931-32
TEXTILES—						R	R	R	R	R
Cotton—						24,752	2,775	..
Twist and Yarn . . lba.	32,000	6,000
Jute—						61,555	65,977	50,320	14,064	45,027
Gunny bags . . . No.	122,425	125,200	110,400	45,650	150,280
ALL OTHER ARTICLES OF MERCHANDISE . Value	—	—	—	—	—	156
GRAND TOTAL . . . "	—	—	—	—	—	61,711	65,977	75,072	16,839	45,027

FOREIGN MERCHANDISE

Nil.

CENTRAL AMERICA—HONDURAS.

IMPORTS THEREFROM
Nil.

EXPORTS THERETO

INDIAN MERCHANDISE

ARTICLES	QUANTITY					VALUE				
	1927-28	1928-29	1929-30	1930-31	1931-32	1927-28	1928-29	1929-30	1930-31	1931-32
TEXTILE—						R	R	R	R	R
Jute—										
Manufactures—										
Gunny bags . . . No.	..	4,000	..	23,000	11,200	..	2,200	..	13,120	3,356
ALL OTHER ARTICLES OF MERCANDISE . . . Value	—	—	—	—	—	1,471	875	..
GRAND TOTAL . . .	—	—	—	—	—	1,471	2,200	..	13,495	3,356

FOREIGN MERCHANDISE

Nil.

CENTRAL AMERICA—SAN SALVADOR

IMPORTS THEREFROM
Nil.

EXPORTS THERETO

INDIAN MERCHANDISE

ARTICLES	QUANTITY					VALUE				
	1927-28	1928-29	1929-30	1930-31	1931-32	1927-28	1928-29	1929-30	1930-31	1931-32
TEXTILES—						R	R	R	R	R
Jute—										
Manufactures—										
Gunny bags . . . No.	181,030	130,200	285,215	129,303	170,300	1,16,363	77,073	1,34,225	52,004	52,081
GRAND TOTAL . . . Value	—	—	—	—	—	1,16,363	77,073	1,34,225	52,004	52,081

FOREIGN MERCHANDISE

Nil.

CENTRAL AMERICA—NICARAGUA

IMPORTS THEREFROM
Nil.

EXPORTS THERETO

INDIAN MERCHANDISE

ARTICLES	QUANTITY					VALUE				
	1927-28	1928-29	1929-30	1930-31	1931-32	1927-28	1928-29	1929-30	1930-31	1931-32
TEXTILES—						R	R	R	R	R
Jute—										
Manufactures—										
Gunny bags . . . No.	223,377	405,185	408,250	193,619	275,425	1,13,801	2,11,156	1,71,799	72,093	80,670
“ cloth . . . Yds.	12,100	6,600
GRAND TOTAL . . . Value	—	—	—	—	—	1,13,801	2,11,156	1,77,795	72,093	80,670

FOREIGN MERCHANDISE

Nil.

No. 13—continued

CENTRAL AMERICA—COSTA RICA

IMPORTS THEREFROM

Nil.

EXPORTS THERETO

INDIAN MERCHANDISE

ARTICLES	QUANTITY					VALUE				
	1927-28	1928-29	1929-30	1930-31	1931-32	1927-28	1928-29	1929-30	1930-31	1931-32
TEXTILES— Jute— Manufactures— Gunny bags . No.	158,900	86,500	175,200	161,000	198,950	R 61,761	R 34,940	R 63,897	R 47,269	R 51,326
GRAND TOTAL . Value	—	—	—	—	—	61,761	34,940	63,897	47,269	51,326

FOREIGN MERCHANDISE

Nil.

SOUTH AMERICA—COLOMBIA

IMPORTS THEREFROM

ARTICLES	QUANTITY					VALUE				
	1927-28	1928-29	1929-30	1930-31	1931-32	1927-28	1928-29	1929-30	1930-31	1931-32
Ops Cwts.	173	11,107
OSTAL ARTICLES NOT SPECIFIED Other Articles of Merchandise . Value	—	—	—	—	—	50
GRAND TOTAL . "	—	—	—	—	—	11,240	240	..

EXPORTS THERETO

INDIAN MERCHANDISE

ARTICLES	QUANTITY					VALUE				
	1927-28	1928-29	1929-30	1930-31	1931-32	1927-28	1928-29	1929-30	1930-31	1931-32
GRAIN, PULSE AND FLOUR— Rice not in the husk . Tons	.. 488	.. 595	.. 482	885 400	3,430	2,22,610	2,71,400	2,19,310	1,21,515 1,82,000	2,38,028
PARAFFIN WAX . "
TEXTILES— Jute— Manufactures— Gunny bags . . No.	189,500	290,700	192,800	110,500	20,000	81,308	1,23,423	1,03,900	86,825	500
Gunny cloth . . Yds.	70,000	220,000	88,000	16,000	30,000	11,962	40,893	14,920	1,430	2,837
ALL OTHER ARTICLES OF MERCHANDISE . Value	—	—	—	—	—	595	..
GRAND TOTAL . "	—	—	—	—	—	3,15,880	4,35,727	3,37,590	3,42,365	2,41,428

FOREIGN MERCHANDISE

ARTICLES	QUANTITY					VALUE				
	1927-28	1928-29	1929-30	1930-31	1931-32	1927-28	1928-29	1929-30	1930-31	1931-32
TOTAL VALUE .	—	—	—	—	—	690
GRAND TOTAL OF INDIAN AND FOREIGN MER- CHANDISE . Value	—	—	—	—	—	3,15,880	4,35,727	3,37,590	3,42,365	2,42,028

No. 13—continued
SOUTH AMERICA—PANAMA
IMPORTS THEREFROM
Nil.

EXPORTS THERETO

INDIAN MERCHANDISE

ARTICLES	QUANTITY					VALUE				
	1927-28	1928-29	1929-30	1930-31	1931-32	1927-28	1928-29	1929-30	1930-31	1931-32
TEXTILES— Jute— Manufactures— Gunny bags . . . No.	87,200	30,000	102,000	48,000	88,000	R 20,698	R 18,300	R 58,285	R 18,140	R 50,
Wool Manufactures . . . Value	—	—	—	—	—	2,500	4,400	8,612	1,700	1
ALL OTHER ARTICLES OF MER- CHANDISE . . . "	—	—	—	—	—	4,482	19,290	5,750	2,950	5
GRAND TOTAL . . . "	—	—	—	—	—	27,678	35,990	67,647	22,190	67,

FOREIGN MERCHANDISE

ARTICLES	QUANTITY					VALUE				
	1927-28	1928-29	1929-30	1930-31	1931-32	1927-28	1928-29	1929-30	1930-31	1931-32
TOTAL VALUE	—	—	—	—	—	R 2,150	R 100	R ..	R 2,500	R ..
GRAND TOTAL OF INDIAN AND FOREIGN MER- CHANDISE . . . Value	—	—	—	—	—	29,828	36,000	67,647	24,690	67,1

SOUTH AMERICA—VENEZUELA
IMPORTS THEREFROM

ARTICLES.	QUANTITY					VALUE				
	1927-28	1928-29	1929-30	1930-31	1931-32	1927-28	1928-29	1929-30	1930-31	1931-32
TOTAL VALUE	—	—	—	—	—	R ..	R ..	R ..	R 644	R ..

EXPORTS THERETO

INDIAN MERCHANDISE

ARTICLES	QUANTITY					VALUE				
	1927-28	1928-29	1929-30	1930-31	1931-32	1927-28	1928-29	1929-30	1930-31	1931-32
GRAIN, PULSE AND FLOUR— Rice not in the husk . . . Tons	288	823	1,547	54,752	80,069	1,12,304
TEXTILES— Jute— Manufactures— Gunny bags . . . No.	50,000	100,000	26,625	48,500
.. cloth . . . Yards	120,000	70,000	100,000	70,000	120,000	29,000	15,300	18,743	10,250	15,850
ALL OTHER ARTICLES OF MERCHANDISE . . . Value	—	—	—	—	—	1,055	1,058	4,950
GRAND TOTAL . . . "	—	—	—	—	—	55,625	63,800	54,550	91,377	1,33,104

FOREIGN MERCHANDISE
Nil.

SOUTH AMERICA—BRITISH GUIANA
IMPORTS THEREFROM

ARTICLES	QUANTITY					VALUE				
	1927-28	1928-29	1929-30	1930-31	1931-32	1927-28	1928-29	1929-30	1930-31	1931-32
POSTAL ARTICLES NOT SPECI- FIED . . . Value	—	—	—	—	—	R 368	R ..	R ..	R ..	R ..
ALL OTHER ARTICLES OF MERCHANDISE . . . "	—	—	—	—	—	4,741
GRAND TOTAL	—	—	—	—	—	5,107

SOUTH AMERICA—BRITISH GUIANA—continued

EXPORTS THERETO

INDIAN MERCHANDISE

ARTICLES	QUANTITY					VALUE				
	1927-28	1928-29	1929-30	1930-31	1931-32	1927-28	1928-29	1929-30	1930-31	1931-32
DYING AND TANNING SUBSTANCES . . . Cwts.	655	855	469	707	514	R 9,820	R 13,346	R 7,237	R 9,632	R 6,028
GRAIN, PULSE, AND FLOUR—										
Pulse . . . Tons	1,652	1,003	683	404	355	3,01,218	1,76,762	1,23,659	65,785	51,194
Other sorts . . . "	113	..	10	28	..
Total Grain, Pulse, and Flour . . . "	1,652	1,003	683	404	355	3,01,331	1,76,762	1,23,669	65,763	51,194
METALS AND ORES—										
Brass, Bronze, and similar alloys, wrought . . . Cwts.	49	25	40	23	37	7,492	1,925	3,950	4,006	3,165
Oils—										
Vegetable, non-essential—										
Mustard or rape . . . Gals.	9,798	5,399	4,785	5,006	4,863	33,034	13,534	12,143	11,840	8,303
Other kinds . . . "	..	337	5	1,200	12
Total Oils . . . "	9,798	5,736	4,770	5,006	4,863	33,034	14,734	12,155	11,840	8,303
PROVISIONS AND OILMAN'S STORES (including FISH AND FRUITS AND VEGETABLES, CANNED OR BOTTLED)—										
Gbl . . . Cwts.	304	481	326	256	231	20,535	42,576	22,110	19,225	23,102
OTHER SORTS . . . Value.	—	—	—	—	—	23,514	18,722	12,560	17,655	22,025
TOTAL PROVISIONS, ETC. "	—	—	—	—	—	53,049	61,298	34,670	36,880	45,127
SEEDS . . . Tons	9	1	9	5	3	3,413	1,755	2,380	2,238	2,410
PIECES . . . Cwts.	323	186	101	50	61	15,385	10,503	6,304	3,454	2,679
TEA—										
Black . . . Lbs.	15,121	16,109	19,580	7,400	11,320	10,174	9,772	11,153	3,434	4,745
TEXTILES—										
Jute—										
Manufactures—										
Gunny bags . . . No.	684,000	1,263,800	1,333,200	1,390,300	1,404,000	3,16,395	5,90,379	5,01,082	4,53,575	4,03,375
Rope and Twine . . . Cwts.	161	58	180	194	146	6,479	1,750	6,397	6,555	3,147
ALL OTHER ARTICLES OF MERCHANDISE . . . Value	—	—	—	—	—	5,680	5,393	5,083	9,097	6,510
GRAND TOTAL . . . "	—	—	—	—	—	7,62,249	3,37,620	7,15,930	6,10,913	5,41,743

FOREIGN MERCHANDISE

ARTICLES	QUANTITY					VALUE				
	1927-28	1928-29	1929-30	1930-31	1931-32	1927-28	1928-29	1929-30	1930-31	1931-32
PROVISIONS AND OILMAN'S STORES (excluding FISH AND FRUITS AND VEGETABLES) . . . Cwts.	344	17	5	15	..	5,039	245	100	223	..
ALL OTHER ARTICLES OF MERCHANDISE . . . Value.	—	—	—	—	—	1,533	2,400	433	443	520
GRAND TOTAL . . . "	—	—	—	—	—	6,572	2,645	533	666	520
GRAND TOTAL OF INDIAN AND FOREIGN MERCHANDISE . . . "	—	—	—	—	—	7,68,821	3,90,265	7,15,513	6,11,486	5,42,263

SOUTH AMERICA—DUTCH GUIANA

IMPORTS THEREFROM

Nil.

No. 13—continued
SOUTH AMERICA—DUTCH GUIANA—continued
EXPORTS THERETO

INDIAN MERCHANDISE

ARTICLES	QUANTITY					VALUE				
	1927-28	1928-29	1929-30	1930-31	1931-32	1927-28	1928-29	1929-30	1930-31	1931-32
GRAIN, PULSE, AND FLOUR—						R	R	R	R	R
Pulse . . . Tons	127	218	143	146	156	26,824	47,220	20,394	24,295	22,700
TEXTILES—										
Jute—										
Manufactures—										
Gunny bags . . . No.	76,500	158,000	226,700	90,600	203,100	37,991	77,746	82,714	26,227	54,654
ALL OTHER ARTICLES OF MERCHANDISE . . . Value	—	—	—	—	—	12,273	11,052	10,258	7,923	16,720
GRAND TOTAL . . .	—	—	—	—	—	77,088	1,36,018	1,22,361	58,445	94,173

FOREIGN MERCHANDISE

ARTICLES	QUANTITY					VALUE				
	1927-28	1928-29	1929-30	1930-31	1931-32	1927-28	1928-29	1929-30	1930-31	1931-32
TOTAL VALUE . . .	—	—	—	—	—	R	R	R	R	R
GRAND TOTAL OF INDIAN AND FOREIGN MERCHANDISE . . . Value	—	—	—	—	—	77,088	1,36,118	1,22,361	60,525	94,253

SOUTH AMERICA—BRAZIL

IMPORTS THEREFROM

ARTICLES	QUANTITY					VALUE				
	1927-28	1928-29	1929-30	1930-31	1931-32	1927-28	1928-29	1929-30	1930-31	1931-32
TOTAL VALUE . . .	—	—	—	—	—	1,753	1,082

EXPORTS THERETO

INDIAN MERCHANDISE

ARTICLES	QUANTITY					VALUE				
	1927-28	1928-29	1929-30	1930-31	1931-32	1927-28	1928-29	1929-30	1930-31	1931-32
ANIMALS LIVING . . . No.	234	..	R	R	R	R	R
LAD . . . Cwts.	170	2,083	1,231	4,047	2,426	19,665	2,59,402	1,56,559	1,48,404	1,02,816
TEXTILES—										
Cotton—										
Waste . . . "	1,898	6,761	53,050	1,88,400	..
Jute, raw . . . Tons	19,412	12,101	18,314	15,098	15,660	74,00,807	47,56,069	68,20,532	37,80,002	30,79,837
Manufactures—										
Gunny bags . . . No.	27,500	160,000	10,175
Gunny cloth . . . Yards	174,000	432,500	162,000	160,000	..	35,700	36,315	28,486	16,800	..
ALL OTHER ARTICLES OF MERCHANDISE . . . Value	..	—	—	—	—	11,030	22,511	310	25,535	1,473
GRAND TOTAL . . .	—	—	—	—	—	74,67,002	51,24,297	70,69,111	42,36,571	31,84,126

FOREIGN MERCHANDISE

ARTICLES	QUANTITY					VALUE				
	1927-28	1928-29	1929-30	1930-31	1931-32	1927-28	1928-29	1929-30	1930-31	1931-32
TOTAL VALUE . . .	—	—	—	—	—	R	R	R	R	R
GRAND TOTAL OF INDIAN AND FOREIGN MERCHANDISE . . . Value	—	—	—	—	—	74,67,002	51,24,297	70,69,111	42,36,571	31,84,126

No. 13—continued
SOUTH AMERICA—PARAGUAY
IMPORTS THEREFROM
Nil.

PARAGUAY
URUGUAY

EXPORTS THERETO

INDIAN MERCHANDISE

ARTICLES	QUANTITY					VALUE					
	1927-28	1928-29	1929-30	1930-31	1931-32	1927-28	1928-29	1929-30	1930-31	1931-32	
Textiles— Jute— Manufactures— Gunny bags No. Gunny cloth Yards All other articles of Mer- chandise Value	40,000 140,000 — —	— 215,000 — —	— 671,000 — —	— 150,000 — —	— 85,000 185,000 —	R R R R	R R R R	R R R R	R R R R	R R R R	R R R R
GRAND TOTAL	—	—	—	—	—	42,350	45,087	84,769	18,774	24,181	

FOREIGN MERCHANDISE
Nil.

SOUTH AMERICA—URUGUAY
IMPORTS THEREFROM

ARTICLES	QUANTITY					VALUE				
	1927-28	1928-29	1929-30	1930-31	1931-32	1927-28	1928-29	1929-30	1930-31	1931-32
Provisions and Oilman's Stores Value	—	—	—	—	—	R	R	R	R	R
All other articles of Mer- chandise Value	—	—	—	—	—	..	2,534	2,671	15,485	..
GRAND TOTAL	—	—	—	—	—	..	2,534	2,671	15,519	..

EXPORTS THERETO

INDIAN MERCHANDISE

ARTICLES	QUANTITY					VALUE				
	1927-28	1928-29	1929-30	1930-31	1931-32	1927-28	1928-29	1929-30	1930-31	1931-32
GRAIN, PULSE, AND FLOUR— Rice, not in the husk . Tons	100	16,432
LAC— Shell Cwts.	179	101	297	387	150	26,232	25,350	35,920	25,820	6,976
PARAFFIN WAX Tons	50	25	..	22,750	11,875	..
TEA— Black Lbs.	..	7,740	1,500	11,600	3,870	750	11,600	..
TEXTILES— Jute— Raw Tons	538	767	508	668	549	1,86,703	2,69,578	1,54,080	1,09,875	84,492
Twist and yarn Manufactures— Gunny bags No. Gunny cloth Yards Rope and twine Cwts.	170,000 15,359,500 1,180	23,360 14,364,500 625	165,760 14,612,000 669	183,300 14,079,549 357	234,840 10,369,181 223	32,513 32,40,094 24,340	5,109 6,950 30,79,161 12,402	30,280 20,43,345 14,789	32,092 21,77,060 9,000	29,554 11,21,184 3,594
Total Jute manufac- tures (including twist and yarn) Value	—	—	—	—	—	32,96,947	31,03,622	20,88,414	22,19,052	11,54,332
All other articles of merchandise Value	—	—	—	—	—	..	1,384	7,888	2,193	623
GRAND TOTAL	—	—	—	—	—	35,49,064	34,03,754	31,87,107	23,79,915	12,46,423

FOREIGN MERCHANDISE

ARTICLES	QUANTITY					VALUE				
	1927-28	1928-29	1929-30	1930-31	1931-32	1927-28	1928-29	1929-30	1930-31	1931-32
TOTAL VALUE	—	—	—	—	—	R	R	R	R	R
GRAND TOTAL OF INDIAN AND FOREIGN MER- CHANDISE Value	—	—	—	—	—	35,49,064	34,03,754	31,87,107	24,04,627	12,47,376

No. 13—continued
SOUTH AMERICA—ARGENTINE REPUBLIC
IMPORTS THEREFROM

ARTICLES	QUANTITY					VALUE				
	1927-28	1928-29	1929-30	1930-31	1931-32	1927-28	1928-29	1929-30	1930-31	1931-32
GRAIN, PULSE AND FLOUR Tons.	..	10,304	6,050	10,33,929	8,22,801
PROVISIONS AND OIL-	5,257	8,858	1,100	17,981	11,951
MAN'S STORES	700	2,050	..	4
POSTAL ARTICLES NOT SPECIFIED	35	2,625	1,985	500
ALL OTHER ARTICLES OF MERCHANDISE	5,257	16,38,522	8,28,538	19,866	12,455
GRAND TOTAL

EXPORTS THERETO

INDIAN MERCHANDISE

ARTICLES	QUANTITY					VALUE				
	1927-28	1928-29	1929-30	1930-31	1931-32	1927-28	1928-29	1929-30	1930-31	1931-32
DRUGS AND MEDICINES Value	200	8,850	8,120	12,057	4,386	782
GRAIN, PULSE, AND FLOUR—	25,650
Pulse Tons	200	6,88,908	7,26,445	11,600
Rice, not in the husk—	400	7,997	5,704	5,829	175	65,705	9,95,970	8,560
Cleaned rice	8,000	6,184	..
HARDWARE AND CUTLERY Value	22	62	..	1,875	14,605	4,80,842	3,34,250	50,293
LAC—	1,102	3,20,931	4,24,314
Button .. Cwts.	2,319	3,432	4,268	4,717
Shell	1,86,436	1,87,843	4,06,731	2,00,554	31,874
METALS AND ORES—	3,742	3,760	8,399	7,125	910	2,54,800	3,23,960	6,43,826	6,61,775	2,66,854
Iron or steel .. Tons	500	712	1,415	1,235	610
PARAFFIN WAX
SEEDS—
Oilseeds—	101	522	528	25,440	72,560	..
Non-essential—	..	100	101
Groundnuts	41,000	87,210	22,600	..
SPICES—	..	425	424	437
Pepper .. Cwts.	1,94,442	1,53,344	1,17,754	1,32,123	96,231
TEA—	219,398	190,138	126,022	163,604	180,060
Black .. Lbs.
TEXTILES—
Jute—	6,428	6,290	5,851	5,352	6,957	22,23,416	21,73,170	16,07,899	10,11,697	11,00,321
Raw .. Tons
Twist and yarn .. Lbs.	5,237,434	4,100,852	4,615,110	6,374,874	7,246,608	10,96,924	8,65,132	8,58,076	10,35,815	9,43,531
Manufactures—
Gunny bags .. No.	2,833,200	1,954,000	2,204,650	1,494,000	3,012,021	21,99,034	11,80,075	10,93,321	4,91,174	9,79,181
cloth .. Yards	330,999,502	340,270,687	320,236,800	203,595,000	104,908,188	6,82,19,557	7,36,37,093	6,40,07,219	3,15,63,926	1,19,47,151
Rope and twine .. Cwts.	2,031	811	558	447	112	48,879	20,467	10,323	8,481	1,59
Other kinds	200	3,20
Total Jute manufactures (including twist and yarn) Value	7,15,59,894	7,57,03,367	6,08,69,439	3,30,99,395	1,36,74,901
Wool—
Manufactures—
Carpets and rugs .. Lbs.	14,168	33,362	33,084	18,592	..	21,080	58,636	51,499	38,477	..
Other sorts of Wool ..	143	..	18,636	485	..	17,957
TOYS AND REQUISITES FOR GAMES AND SPORTS (including FISHING TACKLE) Value	5,152	8,046	10,776	11,746	7,341
ALL OTHER ARTICLES OF MERCHANDISE	8,066	12,908	4,565	3,200	1,621
GRAND TOTAL	7,48,45,685	8,01,35,870	7,10,18,102	3,68,10,328	1,64,31,121

FOREIGN MERCHANDISE

ARTICLES	QUANTITY					VALUE				
	1927-28	1928-29	1929-30	1930-31	1931-32	1927-28	1928-29	1929-30	1930-31	1931-32
MACHINERY AND MILLWORK Value	103,688	27,230
OILS .. Galz.	20,918
ALL OTHER ARTICLES OF MERCHANDISE Value	835	4,566	..	2,890	..
GRAND TOTAL	28,065	4,566	20,918	2,890	..
GRAND TOTAL OF INDIAN AND FOREIGN MERCHANDISE	7,48,73,700	8,01,40,436	7,10,39,020	3,68,12,778	1,64,31,121

SOUTH AMERICA—CHILE
IMPORTS THEREFROM

ARTICLES	QUANTITY					VALUE				
	1927-28	1928-29	1929-30	1930-31	1931-32	1927-28	1928-29	1929-30	1930-31	1931-32
MANURES—
Nitrate of Soda .. Tons	5,667	7,106	9,734	3,813	..	8,18,498	10,09,585	13,29,320	5,22,546	..
ALL OTHER ARTICLES OF MERCHANDISE Value	465	3,982	775	9
GRAND TOTAL	8,18,498	10,10,050	13,33,302	5,23,321	9

No. 13—continued
SOUTH AMERICA—CHILE—continued
EXPORTS THERETO

INDIAN MERCHANDISE

ARTICLES	QUANTITY					VALUE				
	1927-28	1928-29	1929-30	1930-31	1931-32	1927-28	1928-29	1929-30	1930-31	1931-32
GRAIN, PULSE, AND FLOUR— Rice, not in the husk . Tons	60	R	R	R	R	R
LAC— Shell Cwts.	25	479	597	541	98	8,120	60,951	68,727	35,193	3,836
Metals— Iron or Steel . . Tons	526	848	1,550	1,154	846	28,662	15,473	70,267	44,968	12,116
PARAFFIN WAX . . "	1,750	525	2,800	2,023	2,145	7,96,332	2,38,875	12,89,750	12,45,300	10,01,140
SPICES Cwts.	..	87	93	163	8,300	8,250	5,200	..
TEA, BLACK . . . Lbs.	936,524	1,139,890	833,611	434,861	332,440	8,01,977	8,79,407	5,74,684	8,25,349	1,74,448
TEXTILES— Cotton— Raw Tons	..	5	30	32	12	..	4,500	20,790	19,065	6,800
Jute— Raw "	149	10	44,982	1,064	..
Manufactures—Twist and yarn . . . Lbs.	524,080	..	66,752	152,320	70,784	1,13,102	..	13,066	24,900	9,425
Gunny bags . . No.	39,120,800	37,853,500	33,020,400	18,709,872	2,188,760	1,48,91,006	1,43,81,636	1,21,29,376	44,62,622	4,90,800
.. cloth . . Yards	926,458	1,681,982	2,410,463	990,117	346,016	1,61,565	3,35,671	3,79,005	1,27,022	56,332
Rope and Twine . Cwts.	52	950
Total Jute manufactures (including twist and yarn) . . . Value	—	—	—	—	—	1,51,66,623	1,47,17,307	1,25,20,947	46,15,504	5,56,560
ALL OTHER ARTICLES OF MERCHANDISE . . "	—	—	—	—	—	8,156	10,140	1,255	850	2,000
GRAND TOTAL . . "	—	—	—	—	—	1,67,99,776	1,59,29,953	1,46,07,884	62,92,498	17,56,000

FOREIGN MERCHANDISE

ARTICLES	QUANTITY					VALUE				
	1927-28	1928-29	1929-30	1930-31	1931-32	1927-28	1928-29	1929-30	1930-31	1931-32
TOTAL VALUE	—	—	—	—	—	R	R	R	R	R
GRAND TOTAL OF INDIAN AND FOREIGN MERCHAN- DISE . . . Value	—	—	—	—	—	200	1,517
	—	—	—	—	—	1,67,99,976	1,59,31,470	1,46,07,884	62,92,498	17,56,000

SOUTH AMERICA—PERU
IMPORTS THEREFROM

ARTICLES	QUANTITY					VALUE				
	1927-28	1928-29	1929-30	1930-31	1931-32	1927-28	1928-29	1929-30	1930-31	1931-32
TOTAL VALUE	—	—	—	—	—	R	R	R	R	R
	—	—	—	—	—	3,900

EXPORTS THERETO

INDIAN MERCHANDISE

ARTICLES	QUANTITY					VALUE				
	1927-28	1928-29	1929-30	1930-31	1931-32	1927-28	1928-29	1929-30	1930-31	1931-32
SPICES— Pepper Cwts.	..	62	112	R	R	R	R	R
TEA— Black Lbs.	14,000	37,500	8,950	3,500	28,100	12,400	34,749	6,387	2,625	14,100
TEXTILES— Jute— Twist and yarn . . "	37,400	49,748	117,950	43,152	31,528	9,660	10,836	27,793	9,023	4,089
Manufactures— Gunny bags . . No.	4,895,200	7,008,800	9,215,700	5,376,412	4,613,200	25,04,963	34,99,911	28,21,113	18,60,236	13,31,340
.. cloth . . Yards	2,448,000	2,078,000	2,539,000	1,466,000	1,724,000	4,50,780	3,72,233	3,72,467	1,49,234	1,64,022
Rope and twine . Cwts.	502	655	857	995	1,143	12,276	16,334	22,513	21,777	17,360
Total Jute manufact- ures (including twist and yarn) . Value	—	—	—	—	—	29,76,029	38,99,364	32,43,886	20,40,467	15,16,811
ALL OTHER ARTICLES OF MERCHANDISE . . "	—	—	—	—	—	2,226	3,660	6,188	4,523	2,862
GRAND TOTAL . . "	—	—	—	—	—	29,01,255	39,33,070	32,65,572	20,47,715	15,38,773

PERU
ECUADOR
BOLIVIA
FALKLAND ISLANDS

(598)

No. 13—continued
SOUTH AMERICA—PERU—continued
EXPORTS THERETO—continued

FOREIGN MERCHANDISE

ARTICLES	QUANTITY					VALUE				
	1927-28	1928-29	1929-30	1930-31	1931-32	1927-28	1928-29	1929-30	1930-31	1931-32
TOTAL VALUE	—	—	—	—	—	R	R	R	R	R
GRAND TOTAL OF INDIAN AND FOREIGN MERCHANDISE . . . Value	—	—	—	—	—	20,91,255	39,34,419	32,65,371	20,47,715	15,33,773

SOUTH AMERICA—ECUADOR
IMPORTS THEREFROM
Nil.

EXPORTS THERETO

INDIAN MERCHANDISE

ARTICLES	QUANTITY					VALUE				
	1927-28	1928-29	1929-30	1930-31	1931-32	1927-28	1928-29	1929-30	1930-31	1931-32
TEXTILES— Jute— Manufactures— Gunny bags . . . No.	..	95,100	24,900	32,100	94,000	..	26,884	9,912	11,002	14,418
Gunny cloth . . . Yards	1,807,115	1,673,453	1,729,267	1,457,000	1,489,000	4,37,152	3,86,081	3,81,836	2,37,434	2,06,346
ALL OTHER ARTICLES OF MERCHANDISE . . . Value	—	—	—	—	—	850	1,422	240
GRAND TOTAL . . .	—	—	—	—	—	4,37,152	4,12,965	3,92,648	2,49,858	2,21,004

FOREIGN MERCHANDISE
Nil.

SOUTH AMERICA—BOLIVIA
IMPORTS THEREFROM
Nil.

EXPORTS THERETO

INDIAN MERCHANDISE

ARTICLES	QUANTITY					VALUE				
	1927-28	1928-29	1929-30	1930-31	1931-32	1927-28	1928-29	1929-30	1930-31	1931-32
TEXTILES— Jute manufactures— Gunny bags . . . No.	232,000	145,000	361,000	65,000	5,000	1,01,855	46,087	1,23,071	13,577	1,150
Gunny cloth . . . Yds.	76,000	6,512	..
ALL OTHER ARTICLES OF MERCHANDISE . . . Value	—	—	—	—	—	287
GRAND TOTAL . . .	—	—	—	—	—	1,01,855	46,087	1,23,358	22,089	1,150

FOREIGN MERCHANDISE
Nil.

SOUTH AMERICA—FALKLAND ISLANDS
IMPORTS THEREFROM
Nil.

EXPORTS THERETO

INDIAN MERCHANDISE

ARTICLES	QUANTITY					VALUE				
	1927-28	1928-29	1929-30	1930-31	1931-32	1927-28	1928-29	1929-30	1930-31	1931-32
TOTAL VALUE	—	—	—	—	—	R	R	R	R	R
GRAND TOTAL	—	—	—	—	—	1,620	..

FOREIGN MERCHANDISE
Nil.

No. 13—continued

AUSTRALIAN COMMONWEALTH

IMPORTS THEREFROM

ARTICLES	QUANTITY					VALUE				
	1927-28	1928-29	1929-30	1930-31	1931-32	1927-28	1928-29	1929-30	1930-31	1931-32
ANIMALS, LIVING—										
Horses No.	2,968	3,134	3,291	2,623	3,616	R	R	R	R	R
Other kinds "	434	155	194	163	135	19,76,299	19,89,650	19,56,570	10,27,075	23,54,800
Total Animals, living "	3,402	3,289	3,485	2,791	3,751	35,205	11,051	18,312	12,149	9,487
PARCEL (excluding HOSIERY AND BOOTS AND SHOES). Value	—	—	—	—	—	4,380	5,000	5,877	4,884	5,004
PRINTING FOR MACHINERY BOOKS, PRINTED, AND PRINTED MATTER (not being STATIONERY) including MAPS AND CHARTS Cwts.	15	75	88	59	56	16,973	96	1,915
BUILDING AND ENGINEERING MATERIALS other than of iron, steel or wood Value	—	—	—	—	—	2,136	10,927	9,732	14,532	8,232
CHEMICALS AND CHEMICAL PREPARATIONS (excluding CHEMICAL MANURES AND MEDICINES)—										
Ammonia and salts thereof—										
Anhydrous Cwts.	140	120	85	80	60	13,191	11,492	7,655	5,968	5,538
Disinfectants "	161	272	650	384	122	7,136	14,043	27,225	15,542	4,986
Other sorts of chemicals . Value	—	—	—	—	—	12,865	13,511	10,802	25,936	7,223
Total Chemicals and Chemical preparations "	—	—	—	—	—	33,192	39,046	45,682	47,441	17,747
COAL AND COKE—										
Coal Tons	8,727	1,39	1,840	1,455	3,805	2,18,856	26,980	30,300	32,010	89,280
DRUGS AND MEDICINES (excluding CHEMICALS AND NARCOTICS)—										
Proprietary and Patent Medicines Value	—	—	—	—	—	2,800	—	350	241	19,406
Other sorts "	—	—	—	—	—	5,923	2,045	5,275	5,875	13,782
TOTAL DRUGS AND MEDICINES (excluding CHEMICALS AND NARCOTICS) "	—	—	—	—	—	8,723	2,045	5,625	6,116	33,278
FODDER, BRAN AND POLLARDS (excluding OILCAKE) . Cwts.	29,230	37,430	56,280	49,949	50,188	1,21,019	1,46,456	2,18,603	1,95,011	1,60,475
FRUITS AND VEGETABLES—										
Fresh Fruits and vegetables . Value	—	—	—	—	—	13,425	10,885	16,173	11,993	21,150
Fruits and vegetables: dried, salted, or preserved, not being canned or bottled . Tons	11	19	45	36	41	13,745	13,385	16,932	20,018	24,961
Total Fruits and Vegetables . Value	—	—	—	—	—	27,170	29,070	33,105	32,011	46,111
FURNITURE AND CABINETWARE—										
Furniture of Wood (other than bedsteads) "	—	—	—	—	—	..	208	2	84	13,616
Furniture of other materials (including mouldings and bedsteads) "	—	—	—	—	—	1,223	1,397	500	109	12,378
Total Furniture and Cabinetware "	—	—	—	—	—	1,223	1,605	502	143	26,004
GRAIN, PULSE AND FLOUR—										
Pulse Tons	84	47	48	129	169	11,414	15,085	14,982	29,017	26,883
Wheat "	63,910	529,459	336,039	209,151	109,865	1,08,60,721	7,67,09,885	4,65,61,845	1,79,18,522	71,90,071
Wheat flour in bags "	61	103	97	37	12	13,457	22,432	19,411	5,872	1,576
Other sorts "	8	70	93	468	238	2,176	16,185	20,103	65,246	32,753
Total Grain, Pulse and Flour "	69,013	529,679	336,277	209,785	110,234	1,08,87,768	7,67,63,587	4,66,16,290	1,80,18,657	72,51,233
HARDWARE, (excluding OUTLERY AND ELECTROPLATED WARE)—										
Implements and tools other than agricultural implements, etc. Value	—	—	—	—	—	18,300	12,251	26,840	10,741	303
Other sorts "	—	—	—	—	—	18,820	26,328	25,040	12,507	7,273
Total Hardware excluding Outlery and Electroplated ware Cwts.	—	—	—	—	—	37,120	38,579	51,880	23,248	7,581
INSTRUMENTS, APPARATUS, AND APPLIANCES AND PARTS THEREOF—										
Electric wires and Cables—										
Rubber insulated Value	—	—	—	—	—	1,15,470	6,023	..
Photographic "	—	—	—	—	—	1,050	6,568	4,041	14,745	16,003
Other kinds "	—	—	—	—	—	3,162	5,503	4,842	7,091	7,320
Total Instruments, Apparatus, and appliances and parts thereof "	—	—	—	—	—	4,212	12,076	1,24,353	27,859	23,320

AUSTRALIAN COMMONWEALTH—continued

IMPORTS THEREFROM—continued

ARTICLES	QUANTITY					VALUE				
	1927-28	1928-29	1929-30	1930-31	1931-32	1927-28	1928-29	1929-30	1930-31	1931-32
LEATHER—						R	R	R	R	R
Hides, tanned or dressed { Tons —No.	7 =1,392	1 =128	::	.. =29	1 =458	16,737	2,393	2,183	515	2,437
Manufactures (excluding boots and shoes and bolting for machinery)—										
Saddlery and harness . . "	21	18	8	9	26	11,982	11,413	3,708	4,253	11,388
Other sorts . . . Value	—	—	—	—	—	12,710	448	783	3,140	1,333
Total Leather . . "	—	—	—	—	—	41,400	14,254	6,714	7,908	15,163
LIQUORS including DENA- TURED AND PERFUMED SPIRITS—										
Ale, beer and porter—										
Ale and beer (in bottle) Gals.	6,800	7,885	7,746	11,039	8,036	23,317	27,697	27,015	36,608	24,793
Wines . . . "	2,551	2,141	488	427	520	11,693	9,568	3,370	1,972	3,166
Other sorts of liquors "	7	4	219	12	1,756	450	158	1,781	412	4,035
Total Liquors . . "	9,358	10,030	8,453	11,478	10,312	35,960	37,423	32,666	39,082	32,594
MACHINERY AND MILL- WORK . . . Value	—	—	—	—	—	23,462	20,582	22,758	38,568	37,899
METALS AND ORES—										
Copper—										
Unwrought—										
Tiles, ingots, cakes, bricks and slabs Cwts.	500	24,001
Zinc or spelter . . . "	8,003	8,000	..	24,871	40,801	1,83,169	1,56,932	..	3,20,167	4,23,102
Other metals . . . Tons	12	15	2	15	1	7,312	11,084	3,767	9,393	1,968
Total Metals (excluding Ores) . . . "	487	415	2	1,258	2,044	2,14,482	1,67,966	3,767	3,29,560	4,25,070
OILS—										
Essential . . . Gals.	464	584	557	977	482	7,068	6,741	10,537	13,782	5,175
PROVISIONS AND OILMAN'S STORES (including FISH AND FRUITS AND VEGE- TABLES, CANNED OR BOTTLED)—										
Bacon and hams . . Cwts.	310	339	588	434	251	42,958	44,098	77,674	51,282	25,307
Eiscuits and cakes . . "	1,623	997	992	845	515	1,18,656	73,006	71,126	54,309	33,703
Butter (including cauned) "	399	415	590	538	843	69,235	73,613	1,12,410	97,319	1,26,322
Canned and bottled provisions (not speci- fied elsewhere)—										
Canned or bottled fruits . . . "	1,400	1,723	2,090	2,225	1,318	63,765	81,906	84,252	88,955	42,555
Other kinds . . . "	3,019	4,419	2,846	3,598	5,838	1,48,158	1,94,783	1,38,659	1,30,699	1,92,382
Total Canned and bottled provisions . . "	4,500	6,142	4,936	5,823	7,156	2,11,923	2,76,699	2,22,911	2,60,654	2,41,237

No. 13—continued

AUSTRALIAN COMMONWEALTH—continued

IMPORTS THEREFROM—continued

ARTICLES	QUANTITY					VALUE				
	1927-28	1928-29	1929-30	1930-31	1931-32	1927-28	1928-29	1929-30	1930-31	1931-32
						R	R	R	R	R
PROVISIONS AND OILMAN'S STORES (including FISH AND FRUITS AND VEGETABLES, CANNED OR BOTTLED)—continued										
Cheese (including canned) Cwts.	120	207	143	159	118	16,899	29,002	21,824	22,625	12,182
Farinaceous and Patent foods—										
Milk foods for infants and invalids (wholly or mainly milk)	730	702	830	995	1,187	1,58,510	1,55,136	1,75,402	2,07,308	2,37,152
Other sorts	522	186	522	272	114	5,507	8,088	6,151	2,785	3,702
Total Farinaceous and Patent foods	1,252	888	1,352	1,268	1,301	1,64,017	1,63,224	1,81,553	2,10,093	2,40,854
Jams and Jellies	5,721	4,055	3,503	3,295	2,273	2,77,860	2,05,780	1,80,256	1,57,163	9,993
Milk, condensed and preserved including milk cream	74	15	10	2	9,335	3,426	548	403	340	5,25,587
Other sorts of provisions Value	—	—	—	—	—	11,019	23,878	25,838	12,920	22,096
Total Provisions and Oilman's stores	—	—	—	—	—	9,15,793	8,99,848	8,93,987	8,75,710	13,13,671
RAILWAY PLANT AND ROLLING-STOCK (a)—										
Materials for construction—										
Sleepers of wood Tons	10,388	—	—	—	—	11,70,709	—	—	—	—
SOAP—										
Household and laundry soap in bars or tablets Cwts.	2,138	2,795	2,058	1,243	704	70,424	85,941	63,303	89,330	13,487
Toilet soap	15	420	812	817	1,454	966	15,135	27,309	25,064	136,877
Other sorts	—	23	122	—	—	76	463	4,127	44	44
Total Soap	2,153	3,238	2,992	2,060	2,158	71,466	1,01,539	94,834	64,438	50,408
TALLOW AND STEARINE (including GREASE AND ANIMAL FAT)	62,427	58,651	75,530	80,184	107,451	17,68,518	17,63,191	23,01,846	20,31,477	16,26,824
TEXTILES—										
Wool—										
Raw Lbs.	1,223,509	1,841,261	2,430,484	1,613,206	2,915,705	10,61,494	17,40,601	21,98,284	9,93,039	15,14,813
TOBACCO	548	2,079	5,979	9,665	5,751	2,244	9,823	24,630	37,884	27,375

(a) Disc continued from 1928-29.

AUSTRALIAN COMMONWEALTH—continued

IMPORTS THEREFROM—concluded

ARTICLES	QUANTITY					VALUE				
	1927-28	1928-29	1929-30	1930-31	1931-32	1927-28	1928-29	1929-30	1930-31	1931-32
Toys and requisites for games (including fishing tackle) . . . Value	—	—	—	—	—	1,658	7,016	11,268	718	1,380
WOOD AND TIMBER—										
Jarrah wood . . . Cmb. Tons	1,497	2,681	2,266	—	40	1,68,451	2,64,560	3,15,620	..	4,253
Sandal wood . . . Tons	209	296	370	107	145	1,40,412	1,84,634	2,32,139	67,010	64,315
Other kinds of wood and timber . . . Value	—	—	—	—	—	2,377	2,310	2,346	8,023	12,900
Sleepers of wood for Railways* . . . Tons	—	733	5	—	98,846	377
Manufactures of wood other than furniture and cabinet ware . . . Value	—	—	—	—	—	8,319	5,380	9,099	4,427	6,253
Total Wood and Timber. . .	—	—	—	—	—	3,19,559	5,55,730	5,60,581	79,460	87,721
POSTAL ARTICLES NOT SPECIFIED . . .	—	—	—	—	—	36,520	43,546	41,828	1,05,400	13,833
ALL OTHER ARTICLES OF MERCHANDISE . . .	—	—	—	—	—	1,18,580	85,205	60,380	1,13,003	94,803
GRAND TOTAL . . .	—	—	—	—	—	1,91,66,751	8,45,55,088	5,58,76,413	2,41,76,879	1,58,36,605

EXPORTS THERETO

INDIAN MERCHANDISE

ARTICLES	QUANTITY					VALUE				
	1927-28	1928-29	1929-30	1930-31	1931-32	1927-28	1928-29	1929-30	1930-31	1931-32
APPAREL (including drapery, uniforms, accoutrements, but excluding hosiery and boots and shoes) . . . Value	—	—	—	—	—	37,163	46,945	63,617	47,300	6,535
Art. works other than pictures . . .	—	—	—	—	—	1,552	3,395	5,675	469	45
BRISTLES . . . Cwts.	11	2	7,430	1,326
SHIELDING AND ENGINEERING MATERIALS, other than OF IRON, STEEL, OR WOOD . . . Value	—	—	—	—	—	4,975	5,052	3,324	8,475	112,675
CHEMICALS AND CHEMICAL PREPARATIONS (excluding chemical manures and medicines)—										
Potassium compounds—Saltpetre . . . Cwts.	616	400	200	321	440	9,443	5,875	2,975	4,534	3,692
Other sorts of chemicals . . . Value	—	—	—	—	—	14,734	10,290	46,110	34,059	9,960
Total Chemicals, etc. . .	—	—	—	—	—	24,227	16,165	49,085	38,593	13,655
Coal . . . Tons	3,090	33,660
COFFEE . . . Cwts.	6,848	5,743	6,929	6,168	2,459	5,69,081	4,79,322	5,75,758	4,08,265	1,40,027
COIR, MANUFACTURED (excluding rope) . . . Tons	241	93	56	11	53	1,29,018	44,220	52,720	4,578	19,112
CORDAGE AND ROPE OF VEGETABLE FIBRE (excluding jute and cotton) . . . Cwts.	196	235	345	10	..	5,221	6,454	8,806	270	..
DYEING AND TANNING SUBSTANCES—										
Myrobalans . . .	27,148	10,933	16,734	14,513	17,172	1,76,566	76,239	1,18,281	88,238	88,493
Myrobalan extracts . . .	2,030	3,005	3,110	828	484	23,947	50,884	43,145	10,669	5,056
Turmeric . . .	200	248	120	197	207	3,972	6,205	2,997	3,734	3,268
Other sorts . . .	11	..	5	5	5	238	4	92	87	44
Total Dyeing and Tanning substances . . .	29,389	14,236	19,969	15,543	17,848	2,09,723	1,33,332	1,64,515	1,02,778	96,861
FIBRE FOR BRUSHES AND BROOMS . . . Tons	79	64	72	73	42	43,204	33,401	33,710	39,631	19,505
FRUITS AND VEGETABLES . . . Value	—	—	—	—	—	2,786	19,501	23,701	835	3,916
FURNITURE AND CABINETWARE . . .	—	—	—	—	—	5,806	6,236	3,203	2,155	333
GRAIN, PULSE, AND FLOUR—										
Pulse—										
Beans . . . Tons	397	160	676	194	302	44,668	20,981	1,25,236	10,654	19,956
Lentils . . .	135	41	98	99	78	23,164	18,927	22,848	21,314	11,496
Other sorts . . .	21	621	18	5	32	4,987	76,141	4,273	1,272	4,087
Total Pulse . . .	553	852	792	298	412	77,769	1,10,049	1,52,407	42,740	35,539
Rice, not in the husk . . .	18,568	3,271	4,609	1,046	3,754	29,04,221	11,86,733	6,20,367	1,38,876	3,87,838
Total Grain, Pulse and Flour . . .	19,121	9,123	5,401	1,344	4,166	29,81,990	13,02,782	7,72,774	1,81,616	3,78,427

* Recorded under " Railway plant and Rolling-stock " prior to 1928-29;

No. 13—continued

AUSTRALIAN COMMONWEALTH—continued

EXPORTS THERETO—continued

INDIAN MERCHANDISE—continued

ARTICLES	QUANTITY					VALUE				
	1927-28	1928-29	1929-30	1930-31	1931-32	1927-28	1928-29	1929-30	1930-31	1931-32
GUMS AND RESINS—										
Rosin Cwts.	276	922	870	604	10,816	4,880	13,250	12,909	8,500	1,42,195
Other sorts "	108	40	20	52	42	4,520	1,800	1,000	1,876	1,364
Total Gums, etc. "	384	962	890	656	10,858	9,400	15,050	13,909	10,376	1,43,559
HIDES AND SKINS, RAW—										
Skins, raw—										
Goat skins	{ Tons 268	{ Tons 215	{ Tons 481	{ Tons 330	{ Tons 281	} 9,02,597	} 9,56,464	} 20,28,492	} 14,10,186	} 5,74,173
	{ =No. =496,251	{ =No. =463,437	{ =No. =1,064,836	{ =No. =775,650	{ =No. =443,174					
Other skins	{ Tons 8	{ Tons 6	{ Tons 7	{ Tons 4	{ Tons 23	} 1,17,570	} 77,098	} 55,206	} 47,991	} 1,07,509
	{ =No. =23,500	{ =No. =21,716	{ =No. =24,909	{ =No. =12,323	{ =No. =25,967					
Total Skins, raw	{ Tons 274	{ Tons 221	{ Tons 488	{ Tons 334	{ Tons 304	} 11,10,167	} 10,33,562	} 20,83,697	} 14,58,127	} 6,81,681
	{ =No. =519,751	{ =No. =485,153	{ =No. =1,089,245	{ =No. =787,973	{ =No. =469,141					
CUTTINGS OF HIDES AND SKINS, RAW Tons	656	396	382	297	1	94,012	71,010	65,142	40,513	169
KAPOK Cwts.	7,424	3,770	3,508	136	59	5,20,836	2,11,716	2,15,445	5,432	1,727
LAC—										
Batton Cwts.	647	869	717	541	632	1,04,950	1,28,836	95,562	38,201	33,134
Shell "	3,757	5,321	6,108	4,172	2,010	5,34,117	7,05,046	7,27,601	2,98,441	1,04,362
Total Lac "	4,404	6,190	6,825	4,713	2,642	6,39,067	8,33,882	8,23,163	3,36,642	1,37,496
LEATHER—										
Skins, tanned or dressed	{ Tons 18	{ Tons 7	{ Tons 6	{ Tons ..	{ Tons 3	} 1,20,892	} 61,557	} 49,521	} 5,150	} 13,416
	{ =No. =50,118	{ =No. =25,401	{ =No. =17,631	{ =No. =2,272	{ =No. =6,391					
Unwrought Cwts.	2	4	6	8,200	10,575	2,100
METALS AND ORES—										
Brass, Bronze, and similar alloys, wrought Cwts.	237	163	246	85	6	52,088	26,045	37,383	12,844	1,253
Manganese Ore Tons	4,100	1,12,750
Others "	1	621	350	350	..	115	19,018	6,575	6,562	..
Total Metals and Ores	18	629	4,462	355	6	52,203	45,063	1,56,708	19,406	1,253
MICA Cwts.	826	1,476	1,409	355	400	55,294	38,387	7,750	19,361	1,400
OILS—										
Vegetable, non-essential—										
Castor Gals.	15,542	18,450	22,078	13,211	8,855	28,908	31,898	37,540	21,119	10,973
Linseed "	5,000	13,123
Mustard or rape "	2,000	4	2,300	2,460	509	6,750	18	6,171	6,158	825
Other sorts "	..	270	..	29	81	..	1,462	..	150	442
Total Vegetable, non-essential	22,542	18,724	24,378	15,700	9,445	48,848	38,378	43,711	27,422	12,245
Other kinds "	24	463	125	25	25	3,578	5,350	4,050	3,580	3,793
Total Oils	22,566	19,192	24,503	15,725	9,470	52,421	38,728	47,761	31,002	16,038
OIL CAKES Tons	3,394	423	491	100	..	3,71,308	47,986	47,191	8,184	..
Paints and Painters' materials Value	10,173	11,000	10,010	6,516	3,490
PARAFFIN WAX Tons	898	950	1,129	624	308	4,09,016	4,33,612	5,22,724	2,84,776	1,31,250
PROVISIONS AND OILMAN'S STORES (including FISH AND FRUITS AND VEGETABLES, CANNED OR BOTTLED)—										
Pickles, chutnies, and condiments Cwts.	1,653	2,885	2,206	2,129	1,242	90,729	1,69,319	1,27,034	1,27,807	69,705
Other sorts of provisions Value	29,856	6,288	2,796	3,119	5,428
Total Provisions	1,653	2,885	2,206	2,129	1,242	1,20,585	1,75,607	1,29,830	1,30,921	75,133

AUSTRALIAN COMMONWEALTH—continued

EXPORTS THERETO—continued

INDIAN MERCHANDISE—continued

ARTICLES	QUANTITY					VALUE				
	1927-28	1928-29	1929-30	1930-31	1931-32	1927-28	1928-29	1929-30	1930-31	1931-32
SEEDS—										
Oil-seeds—										
Essential . . . Tons	85	29	4	8	37	19,096	15,341	1,386	1,580	7,588
Non-essential—										
Castor . . . "	146	358	..	230	1,106	30,692	69,454	..	34,092	1,52,339
Linseed . . . "	19,637	21,551	22,775	10,970	10,038	39,13,605	45,13,542	52,46,852	21,91,336	11,55,493
Rape . . . "	1	15	9	..	69	273	4,316	2,702	..	10,104
Other sorts . . . "	..	1	..	1	2	..	350	83	280	1,230
Total Seeds, Non-essential . . . "	19,784	21,925	22,784	11,210	11,275	39,44,600	45,87,062	52,49,587	22,26,588	13,10,100
Other than oil-seeds . . . "	37	11
Total Seeds . . . "	19,819	21,954	22,788	11,213	11,312	39,63,766	46,03,068	52,50,523	22,28,177	13,26,754
SPICES—										
Chillies . . . Cwts.	280	187	30	8,356	4,529	603
Ginger . . . "	493	260	40	270	650	16,270	11,926	1,680	6,910	9,165
Other sorts . . . "	2	3	49	50	280	1,950
Total Spices . . . "	775	450	40	270	729	24,676	16,744	1,680	6,910	11,723
TEA—										
Black . . . Lbs.	2,795,996	5,521,463	4,592,895	4,529,937	2,508,835	21,95,115	35,55,434	30,50,079	28,60,733	12,96,818
TEXTILES—										
Cotton—										
Raw . . . Tons	247	237	306	51	200	2,19,014	2,54,128	2,70,094	33,947	1,20,001
Waste . . . Cwts.	1,883	889	1,048	1,100	1,747	54,500	25,400	30,000	30,500	28,850
Twist and Yarn . . . Lbs.	32,960	30,726	26,242	13,820	6,323	23,305	20,678	16,717	9,766	2,862
Manufactures—										
Piecegoods . . . Yards	8,674	42,160	69,326	65,653	44,520	5,662	29,897	33,526	22,540	10,965
Other sorts of manufactures . . . Value	—	—	—	—	—	5,488	7,473	10,361	800	450
Total Cotton manufactures (including twist and yarn) . . . "	—	—	—	—	—	34,455	58,048	60,604	33,108	14,277
Haberdashery and Millinery . . . "	—	—	—	—	—	372	4,460	13,932	600	..
Jute—										
Raw . . . Tons	640	524	498	484	1,146	2,72,232	2,10,061	1,92,754	1,19,981	2,28,319
Twist and yarn . . . Lbs.	24,360	38,548	13,248	7,726	..	7,346	9,416	3,054	2,115	..
Manufactures—										
Gunny bags . . . No.	76,529,310	91,306,730	73,307,589	88,304,058	68,044,996	4,42,17,541	5,30,14,817	3,56,48,776	3,25,20,796	2,15,69,759
cloth . . . Yards	24,552,786	22,172,527	26,023,019	18,330,217	19,858,094	66,35,347	61,48,885	64,71,599	32,45,573	27,04,441
Hoop and twine . . . Cwts.	1,032	1,013	823	143	172	33,998	29,031	22,020	4,035	3,707
Other kinds . . . Value	—	—	—	—	—	..	1,125	47,922	11,397	21,093
Total Jute manufactures (including twist and yarn) . . . "	—	—	—	—	—	5,08,94,232	5,92,02,824	4,21,98,301	3,57,83,946	2,43,59,000
WOOL—										
Raw . . . Lbs.	13,164	15,873
Manufactures—										
Carpets and rugs . . . "	89,793	57,412	104,226	10,264	17,083	1,66,586	99,506	1,63,433	32,444	19,747
Other sorts . . . Value	—	—	—	—	—	585	610	1,155	..	504
Total Woollen manufactures . . . "	—	—	—	—	—	1,67,171	1,00,115	1,64,638	32,444	20,251

No. 13—continued
 AUSTRALIAN COMMONWEALTH—concluded
 EXPORTS THERETO—concluded

INDIAN MERCHANDISE—concluded

ARTICLES	QUANTITY					VALUE				
	1927-28	1928-29	1929-30	1930-31	1931-32	1927-28	1928-29	1929-30	1930-31	1931-32
TOYS AND REQUISITES FOR GAMES AND SPORTS (including FISHING TACKLE other than FIREARMS) . . . Value	—	—	—	—	—	£	£	£	£	£
						27,666	27,817	1,04,420	04,773	51,700
WOOD AND TIMBER—										
Timber, other than railway sleepers—										
Teak wood . . . Cub. Tons	718	388	84	45	53	1,96,262	1,10,763	21,460	11,575	15,943
POSTAL ARTICLES . . . Value	—	—	—	—	—	5,88,215	3,60,091	3,73,089	1,90,807	1,00,294
ALL OTHER ARTICLES OF MERCHANDISE . . . "	—	—	—	—	—	49,940	94,336	65,004	1,00,238	25,566
GRAND TOTAL . . . "	—	—	—	—	—	6,00,83,091	7,37,63,036	5,78,00,049	4,47,43,538	2,95,00,830

FOREIGN MERCHANDISE

ARTICLES	QUANTITY					VALUE				
	1927-28	1928-29	1929-30	1930-31	1931-32	1927-28	1928-29	1929-30	1930-31	1931-32
APPAREL (including DRESS, UNIFORMS, ACCOUTREMENTS, BUT excluding HOSIERY AND BOOTS AND SHOS) . . . Value	—	—	—	—	—	£	£	£	£	£
						2,060	5,132	10,416	6,320	2,555
BUILDING AND ENGINEERING MATERIALS OTHER THAN IRON, STEEL OR WOOD . . . "	—	—	—	—	—	44,930
CHEMICALS AND CHEMICAL PREPARATIONS (excluding CHEMICAL MANURES AND MEDICINES) . . . "	—	—	—	—	—	8,379	..	125
COAL AND COKE . . . Tons	..	700	2,207	11,900	41,774
FURNITURE AND CABINET-WARE . . . Value	270	..	1,107	2,119	..	3,750	5,445	16,200	30,134	..
GUMS AND RESINS . . . Cwts.
HARDWARE (excluding CUTLERY AND ELECTROPLATED WARE) . . . Value	—	—	—	—	—	22,919	32,222	9,978	3,440	11,652
INSTRUMENTS, APPARATUS, AND APPLIANCES AND PARTS THEREOF . . . "	—	—	—	—	—	3,107	3,943	1,650	2,500	14,839
JEWELLERY (excluding IMITATION JEWELLERY AND PRECIOUS STONES AND PEARLS UNSET), ALSO PLATE OF GOLD AND SILVER . . . "	—	—	—	—	—	540	..	2,250	5,910	1,950
MACHINERY AND MILLWORK . . . "	—	—	—	—	—	3,080	11,655	1,450	2,790	36,133
METALS AND ORES . . . Tons	113	650	1,200	830	..	22,812
OILS . . . Gals.	..	130,274	76,984	128,995	40,512	..	29,125	15,519	25,473	8,060
TEXTILES—										
Haberdashery and millinery Value	—	—	—	—	—	1,000	5,397	2,032	3,025	..
Wool—Manufactures . . . "	—	—	—	—	—	16,040	3,320	30,702	360	..
TOYS AND REQUISITES FOR GAMES AND SPORTS (including FISHING TACKLE other than FIREARMS) . . . "	—	—	—	—	—	7,217	7,232	1,547	7,117	200
VEHICLES (excluding LOCOMOTIVES, ETC., FOR RAILWAYS)—										
Carriages and Carts (excluding Railway Carriages and parts thereof) . . . "	—	—	—	—	—	..	10,500	4,900	..	3,000
Other kinds . . . "	—	—	—	—	—	9,656	5,000	8,500	7,636	500
POSTAL ARTICLES . . . "	—	—	—	—	—	3,202	3,390	12,205	12,516	11,710
ALL OTHER ARTICLES OF MERCHANDISE . . . "	—	—	—	—	—	10,387	8,560	8,426	8,911	7,398
GRAND TOTAL . . . "	—	—	—	—	—	92,077	1,45,521	1,08,003	1,16,141	1,66,134
GRAND TOTAL OF INDIAN AND FOREIGN MERCHANDISE . . . "	—	—	—	—	—	6,61,80,168	7,39,08,557	5,79,67,952	4,48,59,679	2,96,07,014

No. 13—continued
TERRITORY OF PAPUA
IMPORTS THEREFROM
Nil.

EXPORTS THERETO

INDIAN MERCHANDISE

ARTICLES	QUANTITY					VALUE				
	1927-28	1928-29	1929-30	1930-31	1931-32	1927-28	1928-29	1929-30	1930-31	1931-32
GRAIN, PULSE AND FLOUR— Rice, not in the husk . Tons	6,369	4,727	6,822	6,344	1,725	R 9,25,864	R 6,29,600	R 8,83,261	R 6,92,608	R 1,41,563
TEXTILES— Jute— Gunny bags No.	352,000	354,000	621,500	1,32,675	1,12,198	1,83,370
ALL OTHER ARTICLES OF MER- CHANDISE Value	—	—	—	—	—	..	222	500	1,202	470
GRAND TOTAL	—	—	—	—	—	9,25,864	6,29,731	10,16,436	8,06,008	3,25,403

FOREIGN MERCHANDISE

ARTICLES	QUANTITY					VALUE				
	1927-28	1928-29	1929-30	1930-31	1931-32	1927-28	1928-29	1929-30	1930-31	1931-32
TOTAL VALUE	—	—	—	—	—	R ..	R ..	R ..	R 325	R ..
GRAND TOTAL OF INDIAN AND FOREIGN MER- CHANDISE Value	—	—	—	—	—	9,25,864	6,29,731	10,16,436	8,06,333	3,25,403

NEW ZEALAND (including NAURU AND BR. SAMOA)
IMPORTS THEREFROM

ARTICLES	QUANTITY					VALUE				
	1927-28	1928-29	1929-30	1930-31	1931-32	1927-28	1928-29	1929-30	1930-31	1931-32
HIDES AND SKINS— Hides, raw Tons No.	30 =4,072	R ..	R 27,968
PROVISIONS AND OILMAN'S STORES including FISH AND FRUITS AND VEGETABLES, CANNED OR BOTTLED . Value	—	—	—	—	—	1,437	22,399	58,896	1,82,432	96,414
TALLOW AND STEARINE . Cwts.	4,562	2,349	2,611	7,353	10,543	1,26,511	70,150	70,956	1,89,685	1,87,497
TEXTILES— Wool— Raw Lbs.	183,137	7,218	1,06,358	1,96,748	4,375	40,486
POSTAL ARTICLES NOT SPECI- FIED Value	—	—	—	—	—	8,374	7,878	8,907	6,192	2,708
ALL OTHER ARTICLES OF MERCHANDISE	—	—	—	—	—	6,408	4,278	4,418	17,301	5,071
GRAND TOTAL	—	—	—	—	—	1,43,230	1,04,705	3,45,925	3,49,285	3,60,144

EXPORTS THERETO
INDIAN MERCHANDISE

ARTICLES	QUANTITY					VALUE				
	1927-28	1928-29	1929-30	1930-31	1931-32	1927-28	1928-29	1929-30	1930-31	1931-32
APPAREL including DRAPERY, UNIFORMS AND ACCOUTRE- MENTS, BUT (excluding HOSIERY AND BOOTS AND SHOES) Value	—	—	—	—	—	7,581	1,770	..
COFFEE Cwts.	920	476	1,132	984	505	84,011	41,517	94,403	66,119	60 33,008
COIR—UNMANUFACTURED . Tons	23	3	11,960	1,450
COIR, MANUFACTURED (ex- cluding ROPE)	56	15	3	..	14	25,346	7,297	1,690	192	7,975
CORDAGE AND ROPE OF VEGETABLE FIBRE (exclud- ing JUTE AND COTTON) . Cwts.	4	212	348	235	83	106	6,644	8,895	5,407	2,400
DYING AND TANNING SUBSTANCES	345	476	489	418	..	4,776	6,166	6,392	5,323	..
FIBRE FOR BRUSHES AND BROOMS Tons	27	16	20	23	13	11,391	7,495	14,240	9,114	4,410
GRAIN, PULSE, AND FLOUR— Pulse	238	124	225	213	191	44,041	24,738	52,712	36,647	23,640
Rice, not in the husk	1,241	1,439	1,363	1,388	1,710	1,87,902	2,10,641	1,78,034	1,65,400	1,84,523
HIDES AND SKINS, RAW— Cuttings of Hides and Skins, Raw	184	147	108	43	..	21,429	23,517	17,217	6,900	..
LAC— Button Cwts.	38	85	49	53	28	6,255	12,600	7,014	4,468	1,313
Shell	448	744	984	1,125	347	61,342	1,06,960	1,34,950	94,523	20,271
Total Lac	486	829	1,032	1,178	375	67,597	1,19,560	1,41,534	98,991	21,584
LEATHER— Unwrought	8	20	210	684	18,041	..
MANURES Tons	700	554	1,250	770	160	77,000	61,230	1,37,500	84,700	9,600
METALS AND ORES— Brass, Bronze, and simi- lar alloys, wrought . Cwts.	116	161	326	175	32	19,576	33,400	49,008	24,279	4,445
Iron or steel Tons	1,756	1,386	77,602
Ferro Manganese	1,44,825
Total Metals and Ores	1,762	1,394	16	9	2	97,178	1,78,225	49,008	24,279	4,445

No. 13—continued
NEW ZEALAND (including NAURU AND BR. SAMOA)—continued
EXPORTS THERE TO

INDIAN MERCHANDISE

ARTICLES	QUANTITY					VALUE				
	1927-28	1928-29	1929-30	1930-31	1931-32	1927-28	1928-29	1929-30	1930-31	1931-32
JELS— Vegetable, non-essential— Castor Gals. PARAFFIN WAX Tons	21,804 494	30,212 327	31,899 65	30,088 296	22,065 26	R 42,991 2,25,224	R 63,913 1,49,012	R 64,127 29,575	R 52,094 1,44,200	R 29,471 11,130
PROVISIONS AND OIL— MAN'S STORES (including FISH, AND FRUITS AND VEGETABLES, CANNED OR BOTTLED) Value	—	—	—	—	—	11,808	18,429	20,599	14,030	16,623
SEEDS Cwts.	—	1,002	—	—	—	248	1,93,192	—	23,389	114
SPICES Cwts.	120	129	219	100	—	2,800	7,280	15,033	7,850	5,365
TEA— Black Lbs.	228,809	273,136	340,389	357,069	1,014,072	1,72,751	1,86,227	2,11,999	2,36,971	5,44,670
TEXTILES— Cotton— Raw Cwts.	—	—	—	44	—	—	—	—	—	—
Waste "	101	206	464	451	399	5,500	5,000	13,420	12,900	6,000
Manufactures— Piece Goods Yds.	6,138	2,000	64,600	10,600	21,900	2,147	1,345	41,669	7,349	11,058
Jute— Raw Tons	40	29	47	26	40	17,480	11,400	16,311	8,745	8,945
Manufactures— Gunny bags No.	10,163,250	11,017,850	10,948,700	11,592,350	6,137,825	58,60,654	61,20,739	54,06,669	44,48,557	20,78,984
cloth Yards	8,012,389	3,873,105	3,823,754	3,321,231	2,985,421	7,72,314	10,41,374	9,33,582	5,56,847	4,02,049
Other kinds Value	—	—	—	—	—	4,405	4,922	2,337	7,643	10,010
Total Jute manufactures (including twist and yarn) "	—	—	—	—	—	64,37,373	71,07,145	64,02,583	50,12,952	24,91,973
Wool— Raw Lbs.	—	—	11,325	—	—	—	—	18,792	—	—
Manufactures— Carpets and rugs "	10,943	13,285	12,365	11,992	7,303	17,353	16,533	19,496	19,752	9,193
TOYS AND REQUISITES FOR GAMES AND SPORTS (including FISHING TACKLE other than FIREARMS) Value	—	—	—	—	—	8,571	13,169	25,415	30,316	13,403
WAX OF ALL KINDS, OTHER THAN PARAFFIN WAX Cwts.	—	51	—	—	—	—	5,710	—	—	—
WOOD AND TIMBER— Teak wood Tons	—	14	20	15	23	—	4,767	6,353	4,563	7,146
POSTAL ARTICLES Value	—	—	—	—	—	1,22,420	1,63,546	1,49,952	1,53,313	87,636
ALL OTHER ARTICLES OF MERCHANDISE "	—	—	—	—	—	15,754	20,560	16,634	30,039	13,302
GRAND TOTAL "	—	—	—	—	—	77,10,747	87,26,847	77,68,998	63,02,163	34,97,679

FOREIGN MERCHANDISE

ARTICLES	QUANTITY					VALUE				
	1927-28	1928-29	1929-30	1930-31	1931-32	1927-28	1928-29	1929-30	1930-31	1931-32
APPAREL (excluding hosiery and boots and shoes) Value	—	—	—	—	—	R 12	R 150	R —	R 6,000	R 5,345
ARTS, WORKS OF, other than PICTURES Value	—	—	—	—	—	1,000	—	—	—	13,000
POSTAL ARTICLES Value	—	—	—	—	—	590	425	1,035	1,397	1,463
ALL OTHER ARTICLES OF MERCHANDISE "	—	—	—	—	—	5,036	4,640	11,446	10,342	6,439
GRAND TOTAL "	—	—	—	—	—	6,638	5,215	13,381	17,729	26,237
GRAND TOTAL OF INDIAN AND FOREIGN MERCHAN- DISE "	—	—	—	—	—	77,17,385	87,32,062	77,77,379	63,19,897	35,23,916

FIJI ISLANDS
IMPORTS THEREFROM

ARTICLES	QUANTITY					VALUE				
	1927-28	1928-29	1929-30	1930-31	1931-32	1927-28	1928-29	1929-30	1930-31	1931-32
POSTAL ARTICLES NOT SPECI- FIED Value	—	—	—	—	—	R 1,552	R 1,855	R 1,130	R 407	R 156
ALL OTHER ARTICLES OF MERCHANDISE "	—	—	—	—	—	2,856	5,369	2,266	1,520	15
GRAND TOTAL "	—	—	—	—	—	4,408	7,024	3,396	1,927	151

EXPORTS THERE TO

INDIAN MERCHANDISE

ARTICLES	QUANTITY					VALUE				
	1927-28	1928-29	1929-30	1930-31	1931-32	1927-28	1928-29	1929-30	1930-31	1931-32
APPAREL (including DRAP- ERY, UNIFORMS, AND ACCOUTREMENTS), BUT (excluding HOBIERY AND BOOTS AND SHOES) Value	—	—	—	—	—	R 2,323	R 3,227	R 10,775	R 3,256	R 2,580
COAL AND COKE— Coal Tons	—	—	—	2,488	—	—	—	—	26,124	—
DYEING AND TANNING SUBSTANCES Cwts.	135	229	242	264	134	2,230	4,965	6,033	5,564	3,063
FRUITS AND VEGETABLES Value	—	—	—	—	—	4,924	12,566	7,440	7,333	3,376
GLASS AND GLASSWARE "	—	—	—	—	—	225	2,647	6,898	570	1,145
GRAIN, PULSE, AND FLOUR— Pulse Tons	359	314	440	378	432	79,725	68,110	93,968	64,534	65,947
Rice, not in the husk "	—	202	2	1,456	55	—	27,637	1,467	1,57,601	3,890
Other sorts "	—	—	1	—	—	—	210	191	30	26
Total Grain, Pulse, and Flour "	359	516	443	1,834	537	79,725	95,857	95,626	2,22,165	69,863
HARDWARE AND CUTLERY including PLATED WARE Value	—	—	—	—	—	2,510	3,597	6,737	4,068	3,230
METALS AND ORES Tons	3	5	203	3	4	12,375	14,627	56,625	5,158	3,024

FIJI ISLANDS—continued
EXPORTS THERETO—continued

INDIAN MERCHANDISE—continued

ARTICLES	QUANTITY					VALUE				
	1927-28	1928-29	1929-30	1930-31	1931-32	1927-28	1928-29	1929-30	1930-31	1931-32
OILS—						R	R	R	R	R
Vegetable non-essential— Mustard or rape . . . Gals.	47,351	37,423	43,008	43,112	40,438	1,37,010	96,524	1,21,054	96,074	84,338
Other kinds of oils . . . "	1,002	3,329	1,661	2,558	802	2,447	8,879	4,472	6,578	660
Total Oils . . . "	48,353	40,752	44,669	45,670	41,240	1,39,457	1,05,403	1,25,526	1,02,652	85,002
Oil Cakes Tons	67	184	10,700	18,450	..
PROVISIONS AND OILMAN'S STORES (including FISH, AND FRUITS AND VEGETABLES, CANNED OR BOTTLED)—										
Gbl Cwts.	12	20	105	10	5	1,350	1,154	9,025	920	479
Other sorts of provisions Value	—	—	—	—	—	27,601	53,373	14,239	14,579	14,451
Total Provisions and Oilman's stores, etc. "	—	—	—	—	—	28,951	54,527	23,564	15,499	14,930
SEEDS Tons	10	27	19	15	217	9,080	17,494	10,908	10,326	30,078
SPICES Cwts.	215	317	331	391	365	12,454	21,538	19,472	23,420	11,406
TALLOW AND STEARINE (in- cluding GREASE AND ANIMAL FAT) "	614	1,264	2,185	1,379	1,314	23,310	43,555	95,200	59,596	38,850
Tee, black lbs.	1,370	1,276	27,308	11,102	15,619	1,111	892	19,511	5,500	5,568
TEXTILES—										
Cotton—										
Manufactures— Piece goods . . . Yards	32,988	37,467	26,580	7,946	6,686	25,560	26,981	12,196	5,153	3,373
Jute— Manufactures— Gunny bags . . . No.	363,000	338,200	417,900	9,000	198,000	1,69,312	1,85,411	1,52,091	2,850	55,470
POSTAL ARTICLES . . . Value	—	—	—	—	—	35,868	33,836	34,497	25,668	21,791
ALL OTHER ARTICLES OF MERCHANDISE . . . "	—	—	—	—	—	32,395	26,309	38,678	20,361	41,643
GRAND TOTAL . . . "	—	—	—	—	—	5,82,317	6,53,932	7,32,787	5,64,712	4,00,591

FOREIGN MERCHANDISE

ARTICLES	QUANTITY					VALUE				
	1927-28	1928-29	1929-30	1930-31	1931-32	1927-28	1928-29	1929-30	1930-31	1931-32
OILS—						R	R	R	R	R
Minerals Gals.	10,518	29,301
POSTAL ARTICLES . . . Value	—	—	—	—	—	427	176	111	273	2,74
ALL OTHER ARTICLES OF MERCHANDISE . . . "	—	—	—	—	—	11,871	15,078	16,833	17,511	11,60
GRAND TOTAL . . . "	—	—	—	—	—	41,599	15,254	16,944	17,784	14,34
GRAND TOTAL OF INDIAN AND FOREIGN MERCHANDISE . . . "	—	—	—	—	—	6,23,916	6,74,236	7,49,731	5,82,496	4,14,94

HAWAII
IMPORTS THEREFROM

ARTICLES	QUANTITY					VALUE				
	1927-28	1928-29	1929-30	1930-31	1931-32	1927-28	1928-29	1929-30	1930-31	1931-32
POSTAL ARTICLES . . . Value	—	—	—	—	—	8
ALL OTHER ARTICLES OF MERCHANDISE . . . "	—	—	—	—	—	1,042	..	137
GRAND TOTAL . . . "	—	—	—	—	—	1,042	..	195

No. 13—concluded
HAWAII—continued
EXPORTS THERETO

INDIAN MERCHANDISE

ARTICLES	QUANTITY					VALUE				
	1927-28	1928-29	1929-30	1930-31	1931-32	1927-28	1928-29	1929-30	1930-31	1931-32
MANURES . . . Tons	2,000	2,465	1,582	3,724	864	R 2,00,000	R 2,41,811	R 1,58,214	R 2,76,187	R 43,204
METALS AND ORES . . "	305	203	516	203	258	15,108	16,856	25,077	10,948	10,070
TEXTILES—										
Jute—										
Manufactures—										
Gunny bags . . No.	11,483,463	16,559,850	17,972,150	16,858,600	20,673,550	34,44,768	40,59,372	39,97,555	34,03,984	28,79,095
" cloth . . Yards	32,000	13,000	16,000	84,000	6,000	8,060	3,256	4,000	16,564	934
ALL OTHER ARTICLES OF MERCHANDISE . . Value	—	—	—	—	—	9,584	14,578	5,645	7,542	6,625
GRAND TOTAL . . "	—	—	—	—	—	36,77,468	43,35,373	41,85,491	37,15,225	29,39,923

FOREIGN MERCHANDISE

ARTICLES	QUANTITY					VALUE				
	1927-28	1928-29	1929-30	1930-31	1931-32	1927-28	1928-29	1929-30	1930-31	1931-32
TOTAL VALUE . .	—	—	—	—	—	R ..	R ..	R ..	R 2,451	R ..
GRAND TOTAL OF INDIAN AND FOREIGN MERCHANDISE . . Value	—	—	—	—	—	36,77,468	43,35,373	41,85,491	37,17,676	29,39,923

OTHER ISLANDS IN THE PACIFIC

IMPORTS THEREFROM

Nil.

EXPORTS THERETO

INDIAN MERCHANDISE

ARTICLES	QUANTITY					VALUE				
	1927-28	1928-29	1929-30	1930-31	1931-32	1927-28	1928-29	1929-30	1930-31	1931-32
GRAIN, PULSE AND FLOUR— Rice not in the husk . Tons	..	512	..	70	..	R ..	R 73,831	R ..	R 7,169	R ..
TEXTILES—										
Jute—										
Manufactures—										
Gunny bags . . No.	30,000	..	11,100	10,200	38,350	12,000	..	3,994	2,958	11,503
ALL OTHER ARTICLES OF MERCHANDISE . . Value	—	—	—	—	—	265	821	..	1,497	290
GRAND TOTAL . . "	—	—	—	—	—	12,265	74,402	3,994	11,624	11,793

FOREIGN MERCHANDISE

ARTICLES	QUANTITY					VALUE				
	1927-28	1928-29	1929-30	1930-31	1931-32	1927-28	1928-29	1929-30	1930-31	1931-32
TOTAL VALUE . .	—	—	—	—	—	R ..	R 7	R ..	R ..	R ..
GRAND TOTAL OF INDIAN AND FOREIGN MERCHANDISE . . Value	—	—	—	—	—	12,265	74,409	3,994	11,624	11,793

GROSS AMOUNT of CUSTOMS DUTY collected on IMPORTS and EXPORTS at each PORT in each

PORTS	IMPORTS									
	SALT					OTHER ARTICLES				
	1927-28	1928-29	1929-30	1930-31	1931-32	1927-28	1928-29	1929-30	1930-31	1931-32
	R	R	R	R	R	R	R	R	R	R
BHARAT--										
Calcutta	1,42,80,327	1,52,18,298	1,61,44,964	1,87,32,096	2,41,77,086	13,08,31,024	13,85,73,354	13,51,97,848	11,56,06,552	10,85,22,718
Chittagong	17,47,622	20,89,836	19,83,160	19,28,427	17,26,122	24,91,480	22,09,008	19,65,404	16,04,798	16,22,064
Narainganj
Chandpore
TOTAL	1,60,28,449	1,73,08,179	1,81,28,124	2,06,60,523	2,59,03,208	13,91,22,513	14,07,82,362	13,71,68,252	11,72,11,350	10,51,44,782
INDIA AND ORISSA--										
Balasore
Chandball
Cuttack or False Point
Puri
TOTAL
*BOMBAY--										
Bombay	10,375	10,542	9,739	9,122	10,630	12,38,52,307	12,46,79,143	12,71,01,689	11,81,44,070	12,29,56,013
Rankot (Suwendurg)	16,508	13,899	14,620	15,352	18,893
Basseln	254	185	94	3	270
Broach	99,888	87,629	77,998	1,14,040	90,291
Bulsar	9,565	11,599	6,458	7,823	17,246
Belapur	31	225	..
Bhandup	6,342	2,405	2,776	1,789	1,553
Dabhol	17,732	15,843	13,946	16,941	22,080
Daman Frontiers	4,628	2,428	2,209	1,712	2,414
Dhanduka	1,820	5,815	5,535	6,028	9,418
Dholera	5,454
Dahanu	1,773	1,218	1,951	655	835
Dodanurg	918	1,263	1,239	1,227	2,009
Gogha	2	11	9
Honavar	18,059	10,147	7,290	4,050	8,253
Jambusar
Jaitapur	3,810	5,931	2,275	1,769	3,544
Karauja
Karwar	4,541	2,412	1,816	2,205	5,231
Kalivan	19,627	16,226	27,462	3,125	10,523
Maroli	264	123	137	135	538
Northern Frontier
Rai	214	679	7
Batnagiri	4,356	5,146	2,498	2,368	2,507
Rawdauda	101	299
Sankatta	2,428	3,002	2,651	2,158	6,020
Shewa
Shiroda
Surat	4,756	9,596	2,369	3,410	6,498
Trombay
Uran
Vengurla	3	1
TOTAL	10,375	10,542	9,739	9,122	10,630	12,40,80,643	12,48,80,507	12,72,77,946	11,88,38,616	12,31,77,543
SIND--										
Karachi	6,235	2,387	3,020	2,972	3,787	5,61,53,632	6,20,42,185	5,73,02,247	5,96,80,309	5,39,99,566
Ket' Baudar	36	58	33	32	26
Sirpanda	112	53	136	216	77
Shah Bunder
Government account, Karachi	21,60,058	83,20,937	18,93,080
TOTAL	6,235	2,387	3,020	2,972	3,787	5,61,53,780	6,20,42,246	5,96,22,474	6,30,01,494	5,58,92,749
MADRAS--										
Madras	2,115	3,598	3,528	3,459	5,058	3,17,93,398	3,57,45,346	3,76,95,233	3,15,10,172	3,10,27,421
Adirampatnam	946	2,215	4,996	5,386	10,948
Ammapatnam	1,487	406	305	1,213	114
Badegam	..	194	..	102	193	2,673	3,475	83,586	1,78,495	2,21,916
Balndur
Baruva	1	..

The ports in the Bombay Presidency, excepting the chief port, are really talukas composed of a number of sub-ports.

PROVINCE of BRITISH INDIA, in each Official Year, from 1927-28 to 1931-32

TOTAL IMPORTS					EXPORTS					PORTS
1927-28	1928-29	1929-30	1930-31	1931-32	1927-28	1928-29	1929-30	1930-31	1931-32	
R	R	R	R	R	R	R	R	R	R	
15,09,11,851	15,37,91,647	15,13,42,312	13,43,38,648	12,76,99,804	4,81,36,908	4,40,39,358	4,34,69,026	3,59,10,441	3,17,18,503	BENGAL—
42,39,111	42,98,894	39,48,664	35,38,225	38,48,186	8,68,925	8,32,707	8,58,407	3,99,781	7,87,223	Calcutta
..	Chittagong
..	Naralinganj
..	Chandpore
15,51,50,962	15,80,90,541	15,52,91,376	13,78,71,873	13,10,47,990	4,90,03,833	4,48,72,065	4,93,27,483	3,63,10,222	3,25,05,726	TOTAL
..	BIHAR AND ORISSA—
..	Balasore
..	Chandball
..	Cuttack or False Point
..	906	471	1,310	190	Puri
..	906	471	1,310	190	TOTAL
12,38,02,692	12,46,89,685	12,71,11,423	11,81,54,092	12,29,66,643	4,88,255	5,84,849	6,60,150	4,84,536	5,41,293	* BOMBAY—
16,508	13,899	14,620	15,352	19,893	..	190	..	108	15	Bombay
254	185	94	3	270	311	1,173	Bankot (Suwendry)
99,388	87,629	77,998	1,14,040	90,291	Basscin
9,565	11,599	6,458	7,823	17,216	134	94	121	41	102	Bronch
31	225	..	190	214	670	457	561	Bulsar
6,342	2,405	2,776	1,789	1,558	5,013	4,837	3,302	1,322	2,007	Belapur
17,732	15,843	13,846	16,941	22,080	11	Bhandup
4,628	2,423	2,209	1,712	2,414	16	15	..	2	..	Dabhol
1,820	5,816	5,535	6,626	9,418	Daman Frontiers
5,454	Dhanduka
1,773	1,313	1,951	655	835	Dholera
948	1,263	1,339	1,227	2,009	471	..	168	Dahana
2	11	9	Dodamurg
18,959	10,147	7,390	4,050	8,253	210	209	52	20	14	Gogha
..	Honavar
3,810	5,031	2,275	1,769	3,544	32	Jambusar
..	6,651	8,984	12,137	10,539	12,084	Jaitapur
4,541	2,412	1,816	2,205	5,231	226	30	246	47	4	Karanja
19,627	16,226	27,462	3,125	19,523	373	300	193	67	..	Karwar
264	123	137	135	538	2	Malvan
..	Marol
214	679	7	Northern Frontier
4,356	5,146	2,498	2,368	2,507	Raj
..	101	299	1,186	1,239	1,705	2,023	728	Ratnagin
2,428	3,002	2,651	2,158	6,080	3,391	2,627	2,412	959	408	Rawdanda
..	Sankatta
..	Showar
4,756	9,596	2,369	3,449	6,498	..	3	68	Shiroda
..	210	Surat
..	3	1	2,477	1,583	1,454	614	1,315	Trombay
5,236	6,707	3,017	2,890	4,001	115	323	76	2	4	Uran
12,40,91,013	12,43,91,049	12,72,87,685	11,83,42,738	12,31,88,132	5,08,751	6,05,397	6,82,687	5,01,008	5,60,655	TOTAL
5,61,59,867	6,20,44,522	5,78,65,267	5,06,83,281	5,40,03,353	10,09,649	10,32,615	10,21,788	7,27,940	5,60,617	SIND—
36	58	33	32	26	6,489	5,637	3,664	5,764	2,853	Karachi
112	63	136	216	77	8,713	11,378	15,950	11,789	7,479	Keti Bandar
..	3,318	Sirganda
..	..	21,60,058	33,20,937	18,93,080	10	1	..	Shah Bunder
5,61,60,015	6,20,44,633	5,95,25,494	6,30,04,466	5,58,96,536	10,24,851	10,49,680	10,41,412	7,45,494	5,80,767	Govt. Account, Karachi
..	TOTAL
3,17,05,513	3,57,43,944	3,76,93,761	3,15,22,631	3,19,32,479	1,23,877	1,72,908	1,11,907	1,12,871	1,10,196	MAHARAS—
946	2,215	4,996	5,336	10,943	13,250	27,304	25,250	14,010	11,384	Madras
1,487	408	305	1,213	114	Adirampatnam
2,673	3,669	83,586	1,78,597	2,25,109	Ammampatnam
..	1	Badagara
..	Baladur
..	Baruva

* The ports in the Bombay Presidency, excepting the chief port, are really talukas composed of a number of sub-ports.

(Continued on next page

DUTY COLLECTED AT EACH PORT (612)

No. 14—continued

GROSS AMOUNT of CUSTOMS DUTY collected on IMPORTS and EXPORTS at each PORT in each

PORTS	IMPORTS									
	SALT					OTHER ARTICLES				
	1927-28	1928-29	1929-30	1930-31	1931-32	1927-28	1928-29	1929-30	1930-31	1931-32
R	R	R	R	R	R	R	R	R	R	R
MADRAS—continued										
Nilnilpatam	83	700	396	540	2,325
Ollent	..	73	39	513	880	9,55,817	14,89,192	16,16,753	20,11,089	28,57,182
Calicutpatam	4	9	1
Cannanore	40	..	50,511	90,911	95,880	2,75,569	2,70,049
Cocanada	6,86,402	5,04,706	8,39,920	6,68,376	12,76,273
Cochin	..	19	7	22	32	30,87,705	29,48,715	32,38,344	36,98,458	42,25,678
Coondapoor	1,751	2,328	2,011	4,015	8,774
Cuddalore	4,27,431	1,80,047	2,18,484	1,54,497	8,63,133
Dévipatanam	1	8	10	..	15
Dhanushkodi	10,50,600	11,97,198	10,89,564	10,91,078	10,48,930
Gopāipur	259	843	586	2	..
Hangarkottai	1,450	1,359	1,712	721	1,746
Ipurupalem	7	25	7	10	36
Kallayi
Kasaragod	1	5	7
Kāyalpatnam	1,862	363	884	1,146	1,831
Kilakara	966	735	30	659	584
Kottapatnam
Kulasekharapatnam	7,637	8,429	5,739	5,410	8,395
Malpe	6,089	2,358	3,872	2,825	9,199
Māngalore	82	700	529	3,456	3,054	87,979	1,24,051	1,31,774	1,43,223	1,55,317
Masulipatam	2,066	3,717	19,109	3,650	4,238
Motupet
Narasapur
Negapatam	3,34,010	2,76,508	2,09,969	1,89,980	2,75,011
Nisampatnam	2	..	4
Pamban	676	90	1	310	653
Point Calimere	1	27	..	253	..
Ponāni	149	132	460	..	18,072	..	42,761
Porto Novo	1,25,106	1,47,767	1,93,287	1,21,360	2,34,996
Quilandy	1
Tellicherry	..	1	2	135	98	2,72,889	1,60,923	3,43,155	4,58,860	4,86,691
Tirumalavāsal	1,466	1,837	1,365	2,255	2,937
Tondi	2,187	3,596	985	322	2,433
Toppaturai	262	379	100	430	144
Tranquebar	7	2	..	8
Tuticorin	18	19	32	21	31	24,31,917	24,74,193	29,57,245	28,35,720	41,90,772
Velhanganai	224	152	346	252	37
Vizagapatam	9,130	9,598	70,221	11,686	16,928
TOTAL	2,215	4,604	4,137	7,997	9,478	4,13,44,948	4,53,36,669	4,88,46,439	4,83,87,762	4,70,50,534
BURMA --										
Rangoon	30,21,393	29,02,424	28,90,270	26,73,998	32,23,323	4,33,45,620	3,61,77,593	3,44,21,150	3,10,29,751	2,85,10,754
Akyab	11	8	10	10	14	95,700	80,355	1,08,030	94,863	84,595
Bassein	10,420	8,973	5,653	9,648	8,758
Bhamo	53	11
Kyaukpyu	800	770	708	547	434
Merzi	1,17,369	1,01,167	96,830	62,366	54,150
Moulmein	2	1	..	1	..	1,32,011	74,343	75,563	1,00,107	1,44,876
Sandaway	7	..	6	494
Tavoy	16	72,731	52,775	74,901	52,559	49,291
Victoria Point	658	574	688	527	159	18,586	20,331	15,519	13,273	8,212
TOTAL	30,32,064	29,03,007	28,90,998	26,74,536	32,23,512	4,42,93,297	3,65,16,319	3,47,93,354	3,18,62,163	2,88,61,625
GRAND TOTAL	1,90,69,338	2,02,28,719	2,10,35,993	2,38,55,050	2,91,55,615	40,49,95,181	40,95,53,623	40,76,93,465	37,32,97,390	63,07,27,193

PROVINCE of BRITISH INDIA, in each Official Year from 1927-28 to 1931-32—continued

TOTAL IMPORTS					EXPORTS					PORTS
1927-28	1928-29	1929-30	1930-31	1931-32	1927-28	1928-29	1929-30	1930-31	1931-32	
R	R	R	R	R	R	R	R	R	R	
88	700	896	540	2,355	58	21	7	30	24	MADRAS—continued
9,55,817	14,38,265	16,16,792	20,11,602	23,53,062	5,898	349	504	302	19	Bimlipatam
..	..	4	9	1	Calicut
60,511	90,011	95,830	2,75,609	2,70,040	5	Calingapatam
6,86,402	5,04,706	8,36,920	6,68,376	12,76,278	1,63,787	1,90,546	1,44,696	89,217	30,844	Cannanore
30,67,705	29,48,734	32,33,051	36,06,475	42,25,710	30,980	1,648	95	302	319	Cocanada
1,751	2,328	2,611	4,015	8,774	3,658	3,637	4,826	2,707	3,434	Cochin
4,27,431	1,80,047	2,18,484	1,54,497	3,63,133	966	111	322	277	448	Coondapoor
1	8	10	..	15	Cuddalore
10,50,000	11,97,193	10,89,564	10,91,973	10,48,930	2,57,003	2,53,008	2,86,710	2,26,495	1,65,001	Dévipatnam
259	343	586	2	Dhannahkodi
1,450	1,359	1,712	721	1,746	10,530	9,259	10,505	6,723	4,693	Gopālpur
7	25	7	10	36	Hangarkottai
..	Ipurupalem
..	..	1	5	7	Kallayi
1,362	363	884	1,146	1,331	Kasargod
966	735	30	659	584	8	97	41	127	98	Kāyalpatnam
..	Kilakarai
7,637	8,429	5,730	5,410	3,395	4	4	9	..	1	Kottapatnam
6,089	2,358	3,372	2,825	9,199	4	31	80	Kulasakharapatnam
88,061	1,24,751	1,32,303	1,46,634	1,53,371	4,013	1,448	624	140	152	MAlpe
2,066	3,717	19,108	3,650	4,235	29,317	24,366	22,759	11,639	13,037	Māngalore
..	Masulipatam
..	Mutupet
..	Narasapur
3,34,010	2,76,508	2,09,969	1,89,380	2,75,011	44,094	39,930	40,240	31,130	28,138	Negapatam
..	..	2	..	4	Nizampatnam
676	90	1	310	653	426	9	1,023	89	..	Pamban
1	27	..	253	Point Calimere
460	..	18,072	149	42,393	7	2	2	4	1	Pondāri
1,25,108	1,47,767	1,98,237	1,21,860	2,34,996	1,954	53	34	611	724	Porto Novo
..	1	Qullandy
2,72,889	1,60,924	3,43,157	4,58,935	4,86,789	266	127	73	Tellecherry
1,466	1,887	1,365	2,255	2,957	369	4,240	4,791	10,613	13,738	Tirumalavasi
2,187	3,596	955	322	2,433	1,511	2	956	Tondi
262	379	190	430	144	7,977	4,635	3,233	2,977	206	Toppaturai
..	7	2	..	8	Tranquebar
24,31,935	24,74,152	29,57,277	28,35,741	41,90,303	88,345	2,445	2,349	2,727	2,815	Tuticoria
224	152	343	252	37	1,651	1,003	1,319	815	..	Vellanganni
9,130	9,593	70,221	11,626	16,928	..	69	..	1,322	335	Vizagapatam
4,13,47,163	4,53,41,293	4,88,50,576	4,33,95,659	4,76,60,012	7,99,548	7,37,512	6,62,410	5,14,304	3,85,657	TOTAL
4,68,67,013	3,00,30,017	3,73,11,420	3,37,03,749	3,17,39,077	74,13,647	63,97,316	90,77,003	66,50,351	69,99,350	BURMA—
95,771	80,363	1,03,040	94,873	84,009	1,74,185	1,36,817	1,45,472	1,47,964	1,55,902	Bangoon
10,420	8,973	5,653	6,643	8,758	9,78,902	3,00,379	3,54,069	5,66,102	6,49,696	Akyab
..	53	11	Basseln
800	770	708	547	484	Bhamo
1,17,369	1,01,167	96,830	62,366	54,150	9,055	634	529	6,226	5,470	Kyaukpau
1,32,013	74,349	75,563	1,00,108	1,44,376	6,30,421	6,08,457	4,02,531	4,76,791	6,23,455	Mergui
..	7	..	6	494	Moulmein
72,731	52,775	74,901	52,559	49,307	75,787	67,109	26,299	43,320	35,556	Sandoway
19,244	20,905	16,207	13,800	3,371	416	1,162	1,066	815	514	Tavoy
..	Victoria Point
4,73,15,361*	3,04,19,826†	3,76,89,322‡	3,40,37,704§	3,20,90,137**	91,83,313	85,92,454	1,05,06,969	78,97,069	35,13,943	TOTAL
42,40,64,519*	42,97,37,342†	42,86,44,453‡	39,66,52,440§	38,98,32,307**	6,05,20,296	5,53,27,364	6,22,21,332	4,59,69,497	4,25,51,933	GRAND TOTAL

* Includes R 3,83,639 realised in Burma from miscellaneous receipts.

† R 3,52,167
 ‡ R 3,23,021
 § R 3,45,795
 ** R 2,76,699

No. 15—continued

GROSS amount of CUSTOMS duty COLLECTED on the PRINCIPAL and other articles of IMPORTED MER-
CHANDISE subject to duty, in each OFFICIAL year from 1927-28 to 1931-32—continued

ARTICLES	1927-28	1928-29	1929-30	1930-31	1931-32
SCHEDULE II—IMPORT TARIFF—continued					
PART II—continued					
<i>Articles which are liable to non-protective duty at special rates—continued</i>					
III.—Articles wholly or mainly manufactured—continued					
Carriages and Carts— Motor Cars, motor cycles, motor scooters and articles (other than rubber tyres and tubes) adapted for use as parts and accessories thereof	89,57,583	1,02,14,319	95,01,007	72,30,965	63,19,748
Chemicals, Drugs, and Medicines— Opium and its alkaloids and their derivatives	3,248	2,015	1,853	843	1,189
Machinery— Cotton, Hair and Canvas Ply belting for machinery*	—	2,13,753	2,39,257	1,68,694	1,32,534
Rubber insulated copper wires and cables, etc. (a)	—	—	50,680	35,266	22,253
Metals— Silver bullion or coin except current coin of the Government of India and silver sheets and plates which have undergone no process of manufacture subsequent to rolling (d)	—	—	17,70,000	2,32,64,129	93,57,902
Silver Plate, silver thread and wire (including so called gold thread and wire mainly made of silver), silver manufactures, all sorts not otherwise specified (g)	—	—	—	6,03,803	—
Yarns and Textile Fabrics— Artificial silk yarn and thread (b)	5,90,481†	10,43,402	7,41,766	6,62,759	11,46,530
Cotton twist and yarn, and cotton sewing or darning thread	43,45,289	45,80,346	45,15,659	30,08,624	37,22,269
Cotton Piecegoods— Grey (unbleached)	2,16,81,835	2,14,25,264	2,20,68,557	30,818	—
White (bleached)	1,75,31,690	1,73,60,823	1,69,15,116	64,364	—
Coloured, printed, or dyed	2,33,03,422	2,16,62,670	1,93,79,764	74,998	—
TOTAL OF COTTON PIECEGOODS					
Silk or artificial Silk mixtures	7,25,934	8,01,623	7,33,021	5,20,255	18,61,110
Yarn (excluding Cotton Yarn) such as is ordinarily used for the manufacture of belting for machinery*	—	3,309	493	870	1,256
Miscellaneous— Printing type (e)	—	—	10,262	9,055	7,179
Portland cement excluding white portland cement (d)	9,95,516	11,52,623	10,51,819	9,99,532	10,43,481
Printer's ink	37,413	44,368	43,511	31,570	40,480
TOTAL OF III.—ARTICLES WHOLLY OR MAINLY MANUFACTURED					
TOTAL OF PART II					
PART III					
<i>Articles which are liable to duty at 2½ per cent ad valorem.</i>					
I.—Food, Drink, and Tobacco—					
Provisions and Oilman's Stores— Vinegar in casks	1,046	900	788	701	594
TOTAL OF I.—FOOD, DRINK, AND TOBACCO					
II.—Raw materials and produce and articles mainly unmanufactured—					
Wood and Timber— Firewood	1,045	1,510	682	844	471
III.—Articles wholly or mainly manufactured—					
Chemicals, Drugs, and Medicines— Copperas, green	445	858	342	264	260
Machinery— Machinery, namely prime-movers, boilers, etc. (excluding locomotive engines and tenders) also machines and sets of machines to be worked by electric, steam, water, fire, or other power, not being manual or animal labour, apparatus and appliances, not to be operated by manual or other animal labour, which are designed for use in an industrial system, control gear and transmission gear, etc., and bare hard drawn electrolytic copperware and cables, etc.	11,23,246	247	—
Locomotive engines and tenders	67,288	—
Component parts of machinery, namely, such parts only as are essential for the working of the machine or apparatus and have been given for that purpose some special shape or quality which would not be essential for their use for any other purpose	8,35,640	1	—	..	—
Healds, Heald Cords, etc.	2,31,876	..	—	..	—
Miscellaneous— Aeroplanes, aeroplane parts, aeroplane engines and aeroplane engine parts	6,757	4,455	3,740	10,166	9,842
Printing material, namely, type, leads, brass rules, wooden and metal quoins, shooting sticks, and galleys and metal furniture	23,857	11,235	1,371(f)	1,952(f)	1,089(f)
Bags for withering tea-leaf	125	1,356	14	24	614
Fodder, bran and pollards	4,792	6,095	5,256	5,471	3,546
TOTAL OF III.—ARTICLES WHOLLY OR MAINLY MANUFACTURED					
TOTAL OF PART III					

* Separately recorded from April, 1928.

† Figures for six months, October, 1927 to March, 1928.

‡ Free of duty from October, 1927. Figures from October, 1927, represent duty collected on the Bills of Entry processed prior to 1st October, 1927.

(a) Dutiable from April, 1929.

(b) Separately recorded from October, 1927.

(c) " " " " April, 1928.

(d) Figures prior to April, 1928 include White Portland Cement.

(e) Dutiable from 1st March, 1930.

(f) Exclusive of duty collected on Printing type.

(g) Silver thread and wire and leaf are liable to a protective duty of 50 per cent ad valorem under the Gold Thread Industry Protection Act of 1931.

(h) Represents only non-protective duty collected prior to 4th April, 1930.

GROSS amount of CUSTOMS duty COLLECTED on the PRINCIPAL and other articles of IMPORTED MER-
CHANDISE subject to duty, in each OFFICIAL year from 1927-28 to 1931-32—continued

ARTICLES	1927-28	1928-29	1929-30	1930-31	1931-32
	₹	₹	₹	₹	₹
SCHEDULE II—IMPORT TARIFF—continued					
PART IV.					
<i>Articles which are liable to duty at 10 per cent ad valorem.</i>					
II.—Raw materials and produce and articles mainly unmanufactured—					
Metallic ores and scrap iron or steel for remanufacture—					
Iron or steel, old	6,364	9,012	16,445	10,764	9,376
III.—Articles wholly or mainly manufactured—					
Dyes derived from coal tar and coal tar derivatives used in any dyeing process (d)	—	—	—	—	11,04,967
Hardware, Implements and Instruments—					
Telegraphic instruments and apparatus, and parts thereof, imported by or under the orders of a Railway Administration	6,109	6,525	26,495	15,737	4,094
MACHINERY.					
MACHINERY, namely, primemovers, boilers, locomotive engines and tenders for the same, etc., also machines and sets of machines to be worked by electric, steam, water, fire, or other power, not being manual or animal labour, apparatus and appliances, not to be operated by manual or animal labour, which are designed for use in an industrial system, control gear, self-acting or otherwise, and transmission gear, etc., and bare harddrawn electrolytic copper wires and cables, etc. (d)	—	—	—	—	22,77,011
TEXTILE MACHINERY AND APPARATUS BY WHATEVER POWER OPERATED, NAMELY, REELS, DRAID CORDS, ETC., (d)	—	—	—	—	10,50,455
PRINTING AND LITHOGRAPHIC MATERIAL (d)	—	—	—	—	77,814
COMPONENT PARTS OF MACHINERY (d)	—	—	—	—	18,74,412
Metals, iron and steel—					
Iron—					
Angle	1,400	2,474	2,415	659	324
Bar, rod, channel, including channel for carriages	81,516	72,935	61,187	42,349	41,680
Pig	26,480	20,206	17,820	25,131	2,971
Rice bowls	18,565	11,211	9,975	6,138	5,057
Spielerisen ferro-manganese, ferro-silicon and other ferro-alloys	20,023	19,378	17,208	33,574	43,530
Iron or Steel—					
Anchor and cables	1,08,738	57,327	52,485	40,184	27,244
Bolts and nuts, including hook-bolts and nuts for roofing	3,20,793	3,214	..	—	—
Expanded metal	69,149	71,440	60,193	50,140	59,137
Hoops and Strips	5,52,466	5,45,075	5,57,803	4,52,098	3,96,244
Nails, rivets, washers, all sorts	5,68,423	9,17,282	7,24,739	6,08,350	5,59,352(e)
Pipes and tubes and fittings therefor, such as bonds, boots, elbows, tees, sockets, flanges and the like	16,17,013	11,75,325	11,71,388	11,17,958	10,85,938
Sheets and plates, all sorts, including discs and circles	87,026	57,831	49,487	34,420	40,948
Railway track material	1,33,966	36,796	46,299	81,701	60,008
Tramway track material	57,467	38,066	38,793	14,766	9,472
Wire, barbed and stranded fencing	2,18,529(a)	5,57,182(c)	5,09,029(c)	4,89,514(c)	4,28,835(c)
Wire rope	1,91,090(b)	—	—	—	—
Iron or Steel designed for the reinforcing of concrete, not otherwise specified	34,219	19,339	16,960	29,201	18,283
Steel—					
Angle	12,527	11,101	4,834	4,035	1,095
Bar, rod, and channel, including channel for carriages	7,03,750	9,04,753	9,41,681	4,44,743	5,25,095
Alloy, crucible, shear, blister, and tin-steel	40,799	24,766	20,584	19,115	10,537
Ingots, blooms, billets and slabs	2,23,670	81,122	77,855	21,010	18,432
Steel (other than bars) made for springs and cutting tools by any process	27,646	5,584	4,019	6,858	2,750
TOTAL OF IRON AND STEEL					
	51,02,560	46,32,407	43,84,254	35,16,944	33,31,832
Railway plant and rolling-stock—					
Railway materials for permanent-way and rolling-stock, namely, sleepers and fastenings therefor; bearing plates, fish bolts and nuts, chairs, interlocking apparatus, brake-gear, shunting slides, couplings and springs, signals, turn-tables, weigh-bridges, carriages, wagons, traversers, rail removers, scooters, trolleys, trucks and component parts thereof; switches, crossings and the like materials made of alloy steel; also cranes and water tanks, when imported by, or under the orders of, a railway company	27,70,650	14,48,372	18,07,089	14,53,351	8,98,017
Component parts of railway materials, namely, such parts only as are essential for the working of railways and have been given for that purpose some special shape or quality which would not be essential for their use for any other purpose	1,22,953	5,72,845	2,52,847	1,73,573	1,87,041
Miscellaneous—					
Ships and other vessels for inland and harbour navigation, including steamers, launches, boats and barges, imported entire or in sections	1,00,807	47,850	14,895	42,778	1,00,193
TOTAL OF III.—ARTICLES WHOLLY OR MAINLY MANUFACTURED					
	81,03,169	67,02,999	64,85,580	52,02,378	1,09,06,486
TOTAL OF PART IV					
	81,09,533	67,12,011	64,91,975	52,18,142	1,09,15,812
PART V.					
<i>Articles which are liable to duty at 15 per cent ad valorem.</i>					
I.—Food, Drink, and Tobacco—					
Fish—					
Fish, excluding salted fish	56,682	43,002	50,476	46,254	47,517
Fish-bones, including signally and scizzle, and shark-bones	7,240	9,235	10,526	6,988	22,562
TOTAL OF FISH					
	63,922	52,237	61,002	53,242	70,079

† All articles except dyes derived from coal-tar and machinery under this head are liable to an additional duty of 2½ per cent from 1st March, 1931.
‡ All articles except raw hemp under this head are liable to an additional duty of 5 per cent from 1st March 1931.
(a) Includes figures for "wire rope" from January to March, 1928.
(b) Figures for nine months, April to December, 1927.
(c) Includes figures for "wire rope".
(d) Dutiable from 30th September 1931.
(e) Excluding figures for rivets.

No. 15—continued

GROSS amount of CUSTOMS duty COLLECTED on the PRINCIPAL and other articles of IMPORTED MERCHANDISE subject to duty, in each OFFICIAL year from 1927-28 to 1931-32—continued

ARTICLES	1927-28	1928-29	1929-30	1930-31	1931-32
SCHEDULE II—IMPORT TARIFF—continued					
PART V—continued					
<i>Articles which are liable to duty at 15 per cent ad valorem—continued</i>					
I.—Food, Drink, and Tobacco—continued					
Fruits and Vegetables—					
Fruits and vegetables, all sorts, fresh, dried, salted, or preserved	30,98,312	26,03,008	27,20,068	24,60,371	36,07,098
Grain, Pulse, and Flour—					
Flour, excluding sago flour	18,402	24,691	47,056	40,424	62,045
Provisions and Oilman's Stores—					
Provisions and oilman's stores and groceries, all sorts, excluding vinegar in casks	95,59,811	92,03,270	84,70,013	72,89,332	74,76,229
Spices—					
Spices, all sorts	40,65,666	45,85,276	46,46,080	40,99,220	—
Tea					
Tea	10,04,203	11,58,264	12,52,485	7,87,526	11,48,926
Other food and drink—					
Coffee	3,28,847	3,32,093	4,06,830	3,27,373	1,28,602
All other sorts of food and drink not otherwise specified	27,161	38,649	27,442	13,110	84,127
TOTAL OF I.—FOOD, DRINK, AND TOBACCO	1,81,01,404	1,70,97,486	1,76,30,571	1,50,70,498	1,24,78,090
II.—Raw materials and produce and articles mainly unmanufactured—					
Gums, Resins and Lac, all sorts, except stick or seed lac—					
Gambier	1,39,548	1,29,277	1,40,008	1,17,559	1,61,161
Arabic	18,907	56,056	42,075	34,279	24,434
Benjamin	1,31,196	1,41,493	1,40,804	1,40,194	2,18,969
Roehn	46,098	34,153	41,018	40,104	37,484
All other sorts of gums, gum-resins, and articles made of gum or gum-resin	1,33,141	1,52,544	1,67,416	1,18,790	1,30,771
TOTAL OF GUMS, ETC.	4,68,890	5,13,523	5,51,316	4,45,926	5,67,819
Oils—					
All sorts of animal, essential, mineral, and vegetable, non-essential oils, excluding petroleum shown under Part II—					
Coconut oil	5,12,042	8,64,053	5,46,338	3,61,815	11,81,369
All other sorts	12,16,760	13,27,781	10,99,777	8,04,950	8,38,541
TOTAL OF OILS	17,28,802	21,91,834	16,38,115	11,66,766	20,19,910
Seeds—					
Seeds, all sorts, excluding oilseeds, imported into British India by sea from the territories of any Native Prince or Chief in India	2,08,474	2,52,343	2,18,063	1,01,131	1,84,562
Tallow, Stearine, and Wax—					
All sorts of stearine, wax, grease and animal fat, not otherwise specified	3,02,140	1,96,421	2,30,193	2,15,939	2,15,707
Textile Materials—					
Silk waste, and raw silk including cocoons	20,17,004	18,28,120	17,16,607	15,80,730	15,92,197
Raw, flax, hemp, jute and all other unmanufactured textile materials not otherwise specified	2,08,044	1,91,810	1,27,515	1,24,413	1,84,440
TOTAL OF TEXTILE MATERIALS	22,25,048	20,19,930	18,44,122	16,55,143	17,76,637

1 Excludes silk waste and cocoons.
 § Not liable to the additional duty.

No. 15—continued

GROSS amount of CUSTOMS duty COLLECTED on the PRINCIPAL and other articles of IMPORTED MERCHANDISE subject to duty, in each OFFICIAL year from 1927-28 to 1931-32—continued

ARTICLES	1927-28	1928-29	1929-30	1930-31	1931-32
	R	R	R	R	R
SCHEDULE II—IMPORT TARIFF—continued					
PART V—continued					
<i>Articles which are liable to duty at 15 per cent ad valorem—continued</i>					
II.—Raw Materials and produce and articles mainly unmanufactured—continued					
Wood and Timber—					
Wood and timber, all sorts, not otherwise specified, including all sorts of ornamental wood	10,46,725	9,47,772	11,06,999	11,24,675	11,29,705
Miscellaneous—					
Canes and rattans	85,877	79,080	86,306	84,759	1,02,241
Cowries and shells	45,057	51,112	26,619	29,143	37,108
Ivory, unmanufactured	2,83,026	2,18,077	2,03,563	1,98,021	1,90,560
Precious stones, unset	14,65,988*	13,98,562*	13,33,777*	7,21,286*	8,57,488*
All other raw materials and produce and articles mainly unmanufactured, not otherwise specified	26,537	30,142	34,912	30,577	25,936
TOTAL OF MISCELLANEOUS	19,06,485	17,78,173	16,85,177	10,03,786	12,13,331
TOTAL OF II.—RAW MATERIALS AND PRODUCE, ETC.	78,85,504	79,06,496	73,63,685	57,73,365	70,87,671
III.—Articles wholly or mainly manufactured—					
Apparel—					
Apparel, including drapery, and military and other uniforms and accoutrements, etc.	85,30,105†	86,33,839†	86,85,324†	28,20,427†	23,11,070
Arms, Ammunition and Military stores—					
Explosives, namely, blasting gunpowder, blasting gelatine, blasting dynamite, blasting roborite, blasting tonite, and all other sorts, including detonators and blasting fuse	3,87,684	3,07,102	4,18,842	3,50,706	4,32,874
Ornamental arms	104	231	2	..	3
Conveyances—					
Conveyances, not otherwise specified, namely, tram cars, motor omnibuses, motor lorries, motor vans, passenger lifts, carriages, carts, jinrikshas, bath chairs, perambulator, trucks, wheelbarrows, bicycles, tricycles and all other sorts of conveyances not otherwise specified, and component parts and accessories thereof, except such parts and accessories of motor vehicles above mentioned as are also adapted for use as parts or accessories of motor cars, motor cycles, or motor scooters	44,18,430	56,85,300	57,70,211	40,44,834	31,89,382
Chemicals, Drugs, and Medicines—					
Asafetida	15,409	31,227	18,996	17,166	45,348
Camphor	4,09,908	4,46,710	4,66,918	4,24,494	—
Cassia lignea	1,49,666	1,92,876	1,78,943	1,33,750	—
All other sorts of Chemical products and drugs	56,99,609	56,06,847	63,37,951	57,23,365	81,81,054
TOTAL OF CHEMICALS, DRUGS, AND MEDICINES	62,74,592	62,77,160	69,97,808	63,03,775	82,26,402
Cutlery, Hardware, Implements, and Instruments—					
Cutlery	5,40,756	5,00,016	5,57,364	3,57,861	4,10,490
Hardware, ironmongery and tools, all sorts, not otherwise specified	87,16,871	89,08,135	81,67,216	58,73,542	60,09,150
All other sorts of implements, instruments, apparatus and appliances and parts thereof, not otherwise specified	45,05,050	51,66,558	53,64,028	49,38,909(a)	56,82,500(b)
TOTAL OF CUTLERY, HARDWARE, ETC.	1,37,62,677	1,45,74,709	1,40,88,610	1,11,75,312	1,21,02,140
Dyes, Paints and Colours—					
Alicarine dyes	2,14,965	—	—	—	—
Aniline dyes	8,86,584	—	—	—	—
„ Salts	40,216	—	—	—	—
Cochineal	59,044	54,016	58,240	48,600	52,564
Gallnuts	9,855	8,024	6,594	9,136	13,825

* Inclusive of duty collected on precious stones imported by post.
 † Includes figures for boots and shoes.
 (a) Includes Rs. 56,849 realised on Broadcast wireless receiving apparatus and component parts.
 (b) „ Rs. 1,04,364 „ „ „ „ „ „ „

No. 15—continued

GROSS amount of CUSTOMS duty COLLECTED on the PRINCIPAL and other articles of IMPORTED MERCHANDISE subject to duty, in each OFFICIAL year from 1927-28 to 1931-32—continued

ARTICLES	1927-28	1928-29	1929-30	1930-31	1931-32
	R	R	R	R	R
SCHEDULE II—IMPORT TARIFF—continued					
PART V—continued					
<i>Articles which are liable to duty at 15 per cent ad valorem—continued</i>					
III.—Articles wholly or mainly manufactured—continued					
Lead, red, dry	1,44,785	—	—	—	—
" white, dry	48,740*	—	—	—	—
Turpentine	36,317*	—	—	—	—
Vermillion, Canton	18,619	19,011	26,246	21,666	16,086
Zinc, white, dry	65,050*	—	—	—	—
All other sorts of dyes, paints and colours	23,49,021	25,38,309	25,19,639	17,56,823	23,27,342
TOTAL OF DYES, PAINTS AND COLOURS ‡	33,72,652	26,19,420	26,19,769	18,36,218	24,09,817
Furniture, Cabinetware and Manufactures of Wood—					
Furniture, cabinetware and all other manufactures of wood not otherwise specified	15,55,787	16,08,548	19,25,281	14,33,234	15,77,552
Glassware and Earthenware—					
Glass and Glassware, lacquered ware, earthenware, china and porcelain, all sorts, except glass bangles, beads and false pearls	31,57,867	32,00,844	32,41,046	22,85,503	26,10,651
Hides and Skins and leather—					
Hides and skins not otherwise specified, leather and leather manufactures, all sorts, not otherwise specified	5,37,935	5,18,457	5,09,653	3,81,757	4,68,000
Machinery—					
Machinery and component parts thereof, meaning machines or parts of machines to be worked by manual or animal labour	18,03,077	17,30,017	15,53,765	13,00,466	14,71,003
Metals—Iron and Steel—					
All sorts of Iron and Steel, and manufactures thereof, not otherwise specified—					
Cans, tinned	93,439	82,332	69,432	2,19,408	1,85,225
All other sorts, including wire netting	6,74,768	5,09,425	3,40,245	4,87,564	4,22,992
TOTAL OF IRON AND STEEL	7,68,207	5,91,757	4,29,677	7,07,057	6,08,217
Metals other than Iron and Steel—					
All sorts of metals other than Iron and Steel, and manufactures thereof, not otherwise specified—					
Brass, patent or yellow metal, sheathing, sheets, braziers, plates, etc.	25,71,127	24,15,919	20,83,897	18,04,066	17,42,737
" all other sorts	6,62,617	31,669	16,335	26,318	50,030
TOTAL OF BRASS	32,33,744	24,47,588	21,00,232	18,30,384	17,92,773
Copper, braziers, sheets, plates and sheathing	14,12,412	15,25,592	8,11,885	13,20,730	14,93,861
" nails and composition nails	823	—	—	—	—
" pigs, tiles, ingots, cakes, bricks, and slabs	2,57,579	2,57,016	1,04,233	1,05,350	22,268
" wire, including phosphor-bronze	53,534	—	—	—	—
" all other sorts	2,22,312	1,10,561	56,514	1,13,041	1,02,638
TOTAL OF COPPER	19,46,168	18,93,169	9,72,637	15,39,081	16,18,767
Germah silver	1,74,455*	—	—	—	—
Lead, all sorts	1,27,157	8,102†	11,273†	17,469†	15,365†
Quicksilver	75,357	1,37,599	1,14,657	1,07,036	2,07,438

* Figures for nine months, April to December, 1927.

† Represent Pk only.

‡ Figures prior to October, 1927, include coal tar dyes.

GROSS amount of CUSTOMS duty COLLECTED on the PRINCIPAL and other articles of IMPORTED MER-
CHANDISE subject to duty, in each OFFICIAL year from 1927-28 to 1931-32—continued

ARTICLES	1927-28	1928-29	1929-30	1930-31	1931-32
	₹	₹	₹	₹	₹
SCHEDULE II—IMPORT TARIFF—continued					
PART V—concluded.					
<i>Articles which are liable to duty at 15 per cent ad valorem—continued</i>					
III.—Articles wholly or mainly manufactured—concluded					
Metals other than Iron and Steel—continued					
All other sorts of metals	26,24,510	37,39,562	43,02,197	31,13,180	25,87,709
TOTAL OF METALS OTHER THAN IRON AND STEEL	81,81,386	82,76,080	75,01,008	66,07,740	62,17,052
Paper, Pasteboard and Stationery—					
Paper and articles made of paper and papier maché, pasteboard, millboard and cardboard, all sorts, and stationery, including ruled or printed forms and account and manuscript books, labels, advertising circulars, sheet or card almanacs and calendars, Christmas, Easter, and other cards, including cards in booklet form, including also wastepaper and old newspapers for packing, but excluding trade catalogues and advertising circulars imported by packet, book, or parcel post	49,29,335	54,45,698	59,87,845	48,22,538	61,90,331
Yarn and textile fabrics—					
Cotton thread, other than sewing and darning thread, and all other manufactured cotton goods not otherwise specified	5,44,601	5,57,301	6,20,538	4,12,143	8,80,061
Flax, twist and yarn, and manufactures of flax	5,11,730	4,93,848	4,66,528	3,22,236	3,57,955
Haberdashery and millinery	20,30,630	20,44,692	17,14,160	13,02,255	12,03,965
Hemp manufactures	31,551	43,128	48,094	26,361	65,697
Hosiery (excluding articles made of silk or artificial silk)	21,48,418	25,47,480	24,69,184	14,51,875	12,47,234
Jute twist and yarn, and jute manufactures, excluding second hand or used gunny bags	92,306	71,334	85,120	60,679	48,893
Silk yarn, noils and warps and silk thread	11,97,778	12,60,456	10,93,056	8,07,105	11,42,089
Woolen yarn, knitting wool, and other manufactures of wool including felt	69,93,685	62,67,085	52,43,614	25,77,184	26,93,952
All other sorts of yarn and textile fabrics not otherwise specified	47,36,715	41,06,166	41,77,207	26,23,865	31,35,702
Silk or artificial silk goods required for medical purposes	518	21	157	70	241
Miscellaneous—					
Art, works of	34,583	43,526	20,333	21,772	37,084
Bangles, celluloid(b)	1,54,745	1,74,704	1,15,375	—	—
Brushes and brooms	2,00,424	2,00,472	2,01,201	1,48,847	1,81,721
Building and Engineering materials, including asphalt, bricks, cement, chalk and lime, clay, pipes of earthenware, tiles, and all other sorts of building and engineering materials not otherwise specified	14,53,327	11,73,074	13,68,361	11,35,017	12,40,346
Candles	48,888	30,905	38,576	19,628	24,583
Cinematograph films not exposed†	4,42,330*	4,99,691*	5,17,695*	6,03,934*	2,34,009
Cordage and rope and twine of vegetable fibre	2,62,072	1,62,542	2,07,032	1,56,642	1,54,058
Coir yarn	2,189	1,266	3,836	1,215	2,596
Fireworks specially prepared as danger or distress lights for use of ships	8,592	2,451	3,689	4,410	5,011
Furniture, tackle and apparel, not otherwise described, for steam, sailing, rowing, and other vessels	15,473	9,274	22,801	10,432	3,278
Mats and matting	79,028	86,406	85,384	84,254	93,444
Oilcakes	3,555	996	792	415	5,313
Oil-cloth and floor-cloth	1,81,784	1,93,778	2,44,917	1,58,576	1,90,142
Packing-Engine and Boiler—all sorts, excluding packing forming a component part of any article included in machinery and railway materials	1,71,561	1,38,898	1,27,713	1,10,523	1,04,518
Perfumery, excluding perfumed spirits	63,582	77,244	64,136	53,080	74,577
Pitch, tar, and dammer	1,67,361	1,33,240	1,28,720	1,10,077	1,73,398
Pollaxes and compositions	3,60,916	3,91,734	4,09,041	3,37,534	4,62,779
Rubber tyres and other manufactures of rubber, not otherwise specified	10,09,979	9,43,193	8,72,468	7,23,095	11,40,655
Pneumatic rubber tyres and tubes for motor cars, motor lorries, motor cycles, motor scooters, bicycles and tricycles	30,09,497	33,10,430	37,29,152	30,82,214	34,12,037
Soap	23,81,622	23,45,969	24,82,711	16,89,885	19,52,039
Starch and farina (a)	1,22,707	—	—	—	—
Stones and marble, and articles made of stone and marble	1,12,598	92,201	67,449	55,599	86,056
Toilet requisites, not otherwise specified	9,46,785	9,92,295	11,29,423	8,32,094	10,56,683
All other articles, wholly or mainly manufactured not otherwise specified	10,16,856	12,59,781	17,10,783	12,32,898	14,29,470
TOTAL OF MISCELLANEOUS	1,22,55,354	1,22,64,075	1,85,60,638	1,05,73,691	1,20,60,257
TOTAL OF III.—ARTICLES WHOLLY OR MAINLY MANUFACTURED	8,37,18,077	8,41,19,748	8,42,18,867	6,45,33,230	7,09,67,046
IV.—Miscellaneous and unclassified—					
Coral	6,808	11,102	2,818	1,855	1,629
Umbrellas including parasols and sunshades, and fittings therefor	9,31,218	8,34,061	6,51,162	4,83,004	6,06,296
All other articles not otherwise specified, including articles imported by post	64,64,725†	64,22,792†	63,51,857†	55,85,855†	62,34,908†
TOTAL OF IV.—MISCELLANEOUS AND UNCLASSIFIED	74,02,251	72,67,955	70,05,837	60,70,714	68,92,833
TOTAL OF PART V	11,71,97,296	11,72,91,685	11,62,18,950	9,14,47,807	9,74,25,646

* Inclusive of duty collected on cinematograph exposed.
 † Exclusive of duty collected on (i) jewellery, (ii) precious stones, (iii) gold and silver thread, (iv) cigarettes and (v) cinematograph films imported by post.
 ‡ The import duty on cinematograph films, exposed, has been raised to 30 per cent with effect from 1st March, 1931.
 (a) Free of duty from October, 1927. Figures from October, 1927, represent duty collected on the Bills of Entry presented prior to October, 1927.
 (b) Duty realised at 30 per cent with effect from the 29th March, 1930.

No. 15—continued

GROSS amount of CUSTOMS duty COLLECTED on the PRINCIPAL and other articles of IMPORTED MER-
CHANDISE subject to duty, in each OFFICIAL year from 1927-28 to 1931-32—continued

ARTICLES	1927-28	1928-29	1929-30	1930-31	1931-32
SCHEDULE II—IMPORT TARIFF—continued					
PART VI					
<i>Articles which are liable to duty at 30 per cent. ad valorem</i>					
I.—Food, Drink, and Tobacco—					
Confectionery	8,43,482	8,81,033	7,81,731	6,57,165	8,24,872
Spices—					
Cardamoms, cassia, cinamon, cloves, nutmegs and peppers	—	—	—	—	21,27,125
III.—Articles wholly or mainly manufactured—					
Arms, ammunition and Military Stores—					
Gunpowder for cannons, rifles, guns, pistols and other sporting purposes	48,317	40,630	39,369	27,388	41,086
All other sorts of arms, etc.	5,05,752	4,81,376	5,20,802	4,45,481	5,26,104
Chemicals, drugs and medicines—					
Camphor (d)	—	—	—	—	6,36,165
Cutlery, Hardware, Implements and Instruments—					
Clocks and watches and parts thereof	7,72,064	8,10,880	7,23,896	5,14,750	4,86,583
Electric Bulbs.(e)	—	—	—	—	7,41,427
Article plated with gold and silver excluding surgical instruments (a)	4,77,720	5,38,020	5,00,714	2,25,329	2,63,503
Musical instruments and parts thereof	6,55,840	7,27,587	10,47,672	7,75,866	10,00,593
Glassware and Earthenware—					
Glass bangles and beads and false pearls	28,87,144	28,81,081	32,48,998	—	—
Metals—					
Gold plate, gold leaf and gold manufactures all sorts	30,123*	53,417*	41,084*	44,965	37,467
Silver plate, and silver manufactures all sorts	4,93,697*	6,02,042*	5,86,641*(b)	—(c)	1,88,334
Yarn and Textile Fabrics—					
Silk or Artificial silk piecegoods and other manufactures of silk or artificial silk	88,21,552	87,59,804	79,00,894	50,15,587	1,09,45,173
Miscellaneous—					
Bangles, beads and false pearls	—	—	—	20,37,895	19,88,018
Cinematograph films, exposed	—	—	—	—	5,29,165
Fire-works	4,24,255	5,11,633	4,86,786	3,33,394	1,86,356
Ivory, manufactured	7,655	6,631	7,930	7,389	6,345
Jewellery and jewels	2,14,092†	2,19,077†	3,09,079†	1,84,321†	1,35,799†
Prints, engravings and pictures, etc.	1,19,906	1,05,022	1,41,006	77,656	1,60,636
Smokers' requisites excluding tobacco and matches	2,36,025	1,96,260	1,87,110	1,15,385	1,00,233
Toys, games, playing cards and requisites for games and sports including bird shot	18,77,736	20,37,023	19,05,813	14,60,770	16,02,854
IV—Miscellaneous and unclassified—					
Betelnuts‡	—	—	—	—	59,39,541
TOTAL OF III—ARTICLES WHOLLY OR MAINLY MANUFACTURED	1,75,79,792	1,79,70,438	1,76,47,848	1,11,65,085	2,55,16,281
TOTAL OF PART VI	1,84,23,224	1,83,51,466	1,84,20,079	1,13,23,260	2,84,68,478
PART VII					
<i>Articles which are liable to protective duty at special rates.</i>					
III.—Articles wholly or mainly manufactured—					
CHEMICALS, DRUGS AND MEDICINES—					
Heavy chemicals (f)	—	—	—	—	2,86,733
Metals, Iron and steel—					
CONVEYANCES—					
Coal tubs, tipping wagons and the like conveyances designed for use on light rail track, if adapted to be worked by manual or animal labour and if made mainly of iron or steel; and component parts thereof made of iron or steel—					
(a) If of British manufacture	30,236	23,391	24,037	18,004	16,210
(b) If not of British manufacture	67,163	70,161	57,375	23,945	10,205

* Inclusive of duty collected on gold thread and wire.

† Inclusive of duty collected on jewellery imported by post.

‡ All articles under this head except spices, betelnuts and cinematograph films exposed are liable to an additional duty of 10 per cent. with effect from 1st March, 1931.

§ Figures for previous years are included in the head "All other sorts of food and drink, etc." under duty at 15 per cent.

(a) Figures prior to April, 1923, include surgical instruments.

(b) Includes duty realised at 38 per cent. on 8th March 1930.

(c) Transferred to "non-protective special duties".

(d) Dutiable at 30 per cent. ad valorem with effect from 30th September, 1931. Figures for previous years are in head "chemicals, drugs and medicines" under duty at 15 per cent. included.

(e) Dutiable at 30 per cent. ad valorem with effect from 30th September 1931. Figures for previous years are not available.

(f) Liable to protective duties under the Heavy Chemical Industries (Protection) Act 1931, with effect from 1st October 1931.

GROSS amount of CUSTOMS duty COLLECTED on the PRINCIPAL and other articles of IMPORTED MERCHANDISE subject to duty, in each OFFICIAL year from 1927-28 to 1931-32—continued

ARTICLES	1927-28	1928-29	1929-30	1930-31	1931-32
	R	R	R	R	R
SCHEDULE II—IMPORT TARIFF—continued					
PART VII—continued					
<i>Articles which are liable to protective duty at special rates—continued</i>					
III.—Articles wholly or mainly manufactured—continued					
METALS—IRON AND STEEL.					
IRON angle, channel and tee—					
(a) fabricated, all qualities—					
(i) of British manufacture	791	234	4,141	10,203	2,368
(ii) not of British manufacture	576	3,920	878	876	949
(b) not fabricated, kinds other than galvanized, tinned or lead-coated and other than Crown or superior qualities					
(i) of British manufacture	1,028	15,019	2,112	504	1,337
(ii) not of British manufacture	785	3,523	1,304	2,049	399
IRON, COMMON BAR not galvanized, tinned or lead-coated if not of any shape and dimension specified in clause (a) or clause (c) of No. 62					
(i) of British manufacture	4,563	4,664	12,607	862	782
(ii) not of British manufacture	1,47,739	1,34,568	75,374	62,136	12,709
IRON OR STEEL NAILS, wire or French	8,06,406	1,998	—	—	—
BOLTS AND NUTS, including hook bolts and nuts for roofing	—	6,21,677	4,89,957½	3,33,452*	3,83,000
IRON OR STEEL Rivets	—	—	—	—	1,57,874
IRON OR STEEL PIPES and tubes and fittings therefor, if riveted or otherwise built up of plates or sheets.					
(a) galvanized	3,813	4,312	4,391	9,343	568
(b) not galvanized—					
(i) not under ¼-inch thick—					
of British manufacture	4,878	2,887	8,978	16,186	1,568
not of British manufacture	698	3,124	729	2,37,104	269
(ii) under ¼-inch thick—					
of British manufacture	1,412	6,005	8,404	2,990	—
not of British manufacture	75	371	5,504	2,130	—
Plates not under ¼-inch thick—					
Ship, tank, bridge and Common, not fabricated	10,101	—	—	—	—
Cuttings, all kinds	408	—	—	—	—
IRON OR STEEL plates or sheets (including cuttings, discs and circles) not under ¼-inch thick and not of cast iron—					
(a) fabricated, all qualities—					
(i) of British manufacture	27,910	61,070	13,702	35,600	5,754
(ii) not of British manufacture	27,942	12,957	22,267	5,812	2,616
(b) not fabricated, chequered and ship, tank, bridge and common qualities—					
(i) of British manufacture	4,38,981	5,15,830	4,57,086	2,01,560	1,08,059
(ii) not of British manufacture	8,77,766	7,64,670	5,05,317	4,17,611	1,08,448
Sheets under ¼-inch thick—					
Not fabricated—					
Black whether corrugated or flat	6,804	—	—	—	—
Galvanized whether corrugated or flat	2,495	—	—	—	—
Cuttings, black or galvanized	408	—	—	—	—

* Includes Rs. 18,112 realised on iron or steel rivets during Mo^och 1931.

No. 15—continued

GROSS amount of CUSTOMS duty COLLECTED on the PRINCIPAL and other articles of IMPORTED MERCHANDISE, subject to duty, in each OFFICIAL year from 1927-28 to 1931-32—continued

ARTICLES	1927-28	1928-29	1929-30	1930-31	1931-32
	R	R	R	R	R
SCHEDULE II—IMPORT TARIFF—continued					
PART VII—continued					
<i>Articles which are liable to protective duty at special rates—continued</i>					
III.—Articles wholly or mainly manufactured—continued					
METALS—IRON AND STEEL—contd.					
IRON OR STEEL sheets (including cuttings, discs and circles) under ½-inch thick—					
(a) fabricated—					
(i) galvanized	68,507	43,939	38,782	26,340	9,077
(ii) all other sorts not otherwise specified—					
of British manufacture	14,581	10,354	24,047	1,409	22,443
not of British manufacture	33,346	12,660	0,003	18,505	803
(b) not fabricated—					
(i) galvanized	99,49,352	97,44,080	75,62,190	53,60,405	61,28,055
(ii) all other sorts not otherwise specified—					
of British manufacture	6,15,651	8,75,534	6,94,835	5,09,012	4,72,644
not of British manufacture	8,83,819	7,33,466	3,83,054	3,17,087	1,34,059
Discs and circles cut from plates or sheets of the kind specified above—					
Galvanized	152	—	—	—	—
Not galvanized	802	—	—	—	—
IRON OR STEEL WIRE, other than barbed or stranded fencing wire, wire rope or wire netting	4,86,066	11,900	16,456	—	—
IRON OR STEEL, the original material (but not including machinery) of any ship or other vessel intended for inland or harbour navigation which has been assembled abroad, taken to pieces and shipped for reassembly in India					
	1,10,419	1,40,025	47,050	48,941	2,090
<i>Provided that articles dutiable under this item shall not be deemed to be dutiable under any other item</i>					
IRON OR STEEL RAILWAY TRACK MATERIAL—					
Rails 30 lbs. and over per yard and fish-plates therefor—					
Spikes and tie-bars	8,518	—	—	—	—
A.—Rails (including tramway rails the heads of which are not grooved)—					
(a) (i) 30 lbs. per yard and over	18,45,063	5,31,777	2,67,863	91,700	23,103
(ii) fish-plates therefor	72,242	36,727	19,264	12,258	10,408
(iii) spikes and tie-bars therefor—					
of British manufacture	24,167	18,962	1,305	—	—
not of British manufacture	1,48,686	1,14,894	42,864	—	—
Rails under 30 lbs. per yard and fish-plates therefor	11,494	—	—	—	—
(b) under 30 lbs. per yard, and fish-plates, spikes and tie-bars therefor—					
If of British manufacture	14,063	14,931	19,628	8,203	1,020
If not of British manufacture	94,410	86,581	59,915	33,481	10,283
Switches, crossings, etc.	532	—	—	—	—
B.—Switches and crossings and the like materials not made of alloy steel, including switches and crossings and the like materials for tramway rails the heads of which are not grooved—					
(i) for rails 30 lbs. per yard and over	1,55,811	1,44,469	1,01,566	44,760	32,827
(ii) for rails under 30 lbs. per yard—					
of British manufacture	1,777	3,558	304	584	756
not of British manufacture	6,137	8,868	3,233	3,488	636
C.—Sleepers other than cast iron, and keys and distance pieces and the like for use with such sleepers	9,11,020	8,79,256	6,85,228	1,66,726†	42,928
D.—Spikes (other than dogspikes) and tiebars—					
of British Manufacture	—	—	—	1,291	379
not of British manufacture	—	—	—	1,16,534	10,140
E.—Dogspikes	—	—	—	—	85,588
F.—Gibs, cotters, keys, distance pieces and other fastenings for use with iron and steel spikes	—	—	—	—	86,572
STEEL, angle and tee, not otherwise specified and beam, channel, zed, trough and piling—					
(a) fabricated—					
(i) of British manufacture	59,302	58,065	52,709	24,056	19,673
(ii) not of British manufacture	8,280	4,205	4,992	11,017	3,526
(b) not fabricated					
(i) of British manufacture	9,607	—	—	—	—
(ii) not of British manufacture	12,71,609	14,20,636	11,14,633	6,16,367	2,87,663
	34,89,802	31,00,196	26,02,734	20,19,733	11,61,674

† Includes Rs. 5,549, realised on gibs, cotters, keys, distance pieces and other fastenings during March, 1931.

‡ Rs. 60 „ on dogspikes during March, 1931.

GROSS amount of CUSTOMS duty COLLECTED on the PRINCIPAL and other articles of IMPORTED MER-
CHANDISE subject to duty, in each OFFICIAL year from 1927-28 to 1931-32—concluded

ARTICLES	1927-28	1928-29	1929-30	1930-31	1931-32
SCHEDULE II—IMPORT TARIFF—concluded					
PART VII—concluded					
<i>Articles which are liable to protective duty at special rates—concluded</i>					
II—Articles wholly or mainly manufactured—concluded					
METALS—IRON AND STEEL—contd.					
STEEL, bar and rod, not otherwise specified	30,994	—	—	—	—
(i) of British manufacture	4,12,958	8,91,069	6,24,598	4,12,178	2,48,315
(ii) not of British manufacture	39,40,029	25,35,823	27,36,025	18,02,351	9,92,118
STEEL STRUCTURES, fabricated partially or wholly, not otherwise specified, if made mainly or wholly of steel bars, sections, plates—or sheets, for the construction of buildings, bridges, tanks, wellcurbs, trees, towers and similar structures or for parts thereof, but not including builders, hardware, etc.	98,417	—	—	—	—
(i) of British manufacture	19,66,088	10,67,220	8,74,811	7,53,927	2,90,388
(ii) not of British manufacture	3,68,478	1,27,957	1,28,632	1,87,993	1,07,632
Tin plates and tinned sheets, etc.	22,215	—	—	—	—
STEEL, tin plates and tinned sheets, including tin taggers and cuttings of such plates, sheets or taggers	11,79,420	18,08,318	15,09,271	8,19,849	4,77,000
Total of III—Articles wholly or mainly manufactured	2,96,47,578	2,62,45,038	2,18,23,130	1,48,39,359	1,18,61,745
METALS OTHER THAN IRON AND STEEL					
SILVER THREAD (WIRE) (including so called gold thread and wire mainly made of Silver) and Silver leaf, including also imitation gold and silver thread and wire, lametta and metallic spangles and articles of a like nature, of whatever metal made	—	—	—	—	6,25,205
PAPER, PASTEBOARD AND STATIONERY—	25,84,215	28,10,056	29,40,584	20,91,108	20,85,229
Paper and Stationery	—	—	—	—	—
YARNS AND TEXTILE FABRICS					
Cotton piecegoods (other than tents of not more than nine yards in length) †	—	—	—	—	—
(a) Plain grey, that is not bleached or dyed in the piece, if imported in pieces which either are without woven headings or contain any length of more than nine yards which is not divided by transverse woven headings.	—	—	—	33,09,600	12,68,663
(i) of British Manufacture	—	—	—	85,54,502	81,71,971
(ii) Not of British Manufacture	—	—	—	1,74,91,848	1,67,46,533
(b) Others—	—	—	—	88,18,770	1,09,00,563
(i) of British Manufacture	—	—	—	—	—
(ii) Not of British Manufacture	—	—	—	—	—
Total of Cotton piecegoods	—	—	—	3,71,69,720	3,70,87,739
Miscellaneous—	52,84,649	24,21,564	18,67,575	3,74,962	1,08,078
Matches	69,771	55,218	9,772	60	—
Undipped splints such as are ordinarily used for match making	57,056	50,779	16,898	2	51
Veneers such as are ordinarily used for making match boxes including boxes and parts of boxes made of such veneers	—	—	—	—	19,154
Wood pulp (a)	—	—	—	—	—
TOTAL OF PART VII	8,75,43,869	15,82,655	2,56,57,959	5,30,75,211	5,17,37,193
Government Stores including imports by State Railways—	—	—	—	—	—
Articles liable to protective duties—	—	—	—	—	—
Iron and Steel—	—	—	—	—	—
(a) Liable to additional duties—	—	—	—	—	—
of British Manufacture	4,18,180	6,07,917	3,24,271	62,488	94,257
not of British manufacture	5,57,085	5,07,754	1,63,316	65,656	27,121
(b) Not liable to additional duties	18,34,004	6,27,441	1,65,895	32,122	55,623
Paper and Stationery	1,57,505	1,36,780	1,76,899	1,65,902	78,287
Railway plant and rolling stock (non-protective)	27,92,508	5,43,742	4,94,437	2,95,210	2,34,510
Others	50,58,864	42,84,095	45,51,105	57,71,840	41,08,810
TOTAL OF GOVERNMENT STORES	1,08,18,206	67,09,729	58,75,978	63,88,222	45,98,608
GRAND TOTAL	42,36,80,830	42,94,95,175	42,83,21,832	10,63,10,641	38,96,98,108

* Liable to a protective duty of 50 per cent. ad valorem under the Gold thread Industry (Protection) Act, 1931. Figures for previous years are not separately available.
 † Includes Rs. 11, 144 realised on "all other sorts not otherwise specified."
 ** Includes Rs. 4,364 and Rs. 52,124 collected on wire and wire nails during March 1932.
 ‡ Transferred to "protective special duties" with effect from 4th April 1930.
 (c) Liable to a protective duty of Rs. 45 per ton under the Bamboo Paper Industry (Protection) Act, 1932, with effect from the 5th March 1932, the article being free of duty prior to that date.

No. 16:

GROSS AMOUNT of CUSTOMS DUTY collected on EXPORTED MERCHANDISE subject to DUTY, in each
Official year from 1927-28 to 1931-32

ARTICLES	1927-28	1928-29	1929-30	1930-31	1931-32
	R	R	R	R	R
Hides and skins, raw	...	935	111	..	2,60,402
Arsenicated and air dried hides—					
Cows (including calf skins)	8,21,201	7,05,402	5,21,385	2,95,295	1,71,152
Buffaloes (including calf skins)	3,15,598	2,28,858	1,95,031	1,10,426	50,320
Dry salted hides—					
Cows (including calf skins)	6,68,923	6,06,049	6,78,935	4,10,791	2,47,504
Buffaloes (including calf skins)	46,011	54,972	40,800	29,564	13,335
Wet salted hides—					
Cows (including calf skins)	43,306	43,260	20,910	22,483	14,059
Buffaloes (including calf skins)	4,168	5,444	3,893	5,747	4,740
Goat and kid skins	18,02,022	19,81,637	20,26,973	16,54,425	12,15,633
Sheep skins	32,093	56,329	66,326	60,373	45,371
Jute—					
Raw (including cutting)	2,13,69,126	2,11,51,165	1,98,34,812	1,48,51,593	1,44,07,568
Manufactures—					
Sacking	98,70,925	89,78,123	1,07,20,368	82,17,203	72,77,358
Hessians and all other descriptions	1,42,49,040	1,20,70,193	1,60,18,590	1,18,59,529	93,16,284
Rice—					
Rice, in the husk	2,17,225	2,71,074	1,54,842	1,15,369	3,00,372
" not in the husk	1,04,43,623	96,72,633	1,18,91,064	89,44,316	92,26,902
" flour	904	1,123	1,494	1,109	772
Tea*	1,33,228†	—	—	—	..
Government Stores	2,899	709	338	272	71
TOTAL	6,05,20,296	5,58,27,864	6,22,21,382	4,59,69,500	4,25,51,938

* Free of duty from March, 1927.

† Represents duty realised on shipments that took place prior to 1st March, 1927.

AMOUNT of DRAWBACKS PAID and DUTIES REFUNDED on the PRINCIPAL and other

ARTICLES	DRAWBACKS					DUTIES REFUNDED	
	1927-28	1928-29	1929-30	1930-31	1931-32	1927-28	1928-29
	R	R	R	R	R	R	R
SCHEDULE II—IMPORT TARIFF							
PART II.							
<i>Articles which are liable to duty at special rates</i>							
I—Food, Drink and Tobacco—							
Fish, salted, wet or dry	2	80	47	41
Fruits and Vegetables—							
Currants	..	1	1	..	3
Grain Pulse and Flour—
Wheat and wheat flour
Liquors—							
Ale, beer, porter, cider and other fermented liquors	5,100	8,034	1,884	815	2,351	22,574	20,160
Spirit	12,222	5,624	5,305	10,706	16,824	2,27,277	1,70,188
Wines	1,800	1,337	1,010	625	2,688	14,415	19,061
Total of Liquors	19,780	9,995	7,765	12,146	21,863	2,64,266	2,27,359
Sugar	6,768	2,684	1,687	1,694	1,145	2,18,088	2,27,597
Saccharine	556	556	26
Salt	4	..	4	..	4	1,00,883	1,21,232
Tobacco—							
Unmanufactured	19	223	436	5,250	3,980
Cigars and Cigarettes	21,403	14,561	30,948	15,446	19,568	11,917	7,392
All other sorts of manufactured tobacco	5,385	2,675	188	959	738	809	5,383
Total of Tobacco	26,767	17,469	31,136	16,405	20,742	17,976	16,764
Total of I—Food, Drink and Tobacco	52,917	30,189	40,592	30,901	43,835	6,01,204	5,98,073
II—Raw materials and produce and articles mainly unmanufactured—							
Coal, Coke and Patent fuel	21,383	19,090	18,532	18,063	5,106	731	1,120
Tin, block	2,644	2,429	2,057	947	191	3,118	1,183
Oils—							
Petroleum, all sorts	1,08,747	87,762	68,103	81,191	57,665	42,071	53,510
Cotton raw (g)	—	—	—	—	2,792	—	—
Total of II—Raw materials, etc.	1,27,764	1,09,231	88,692	1,00,201	65,844	45,915	55,822
III—Articles wholly or mainly manufactured—							
Boots and shoes (f)	—	—	—	—	4,240	2,642	—
Arms, Ammunition and Military Stores— Fire-arms and parts thereof	25,924	24,452	24,128	21,667	18,801	5,778	16,111
Carriages and Carts— Motor cars, motor cycles and motor scooters	1,50,519	1,58,047	1,40,512	1,09,889	1,05,518	88,409	1,02,528
Chemicals, Drugs and Medicines— Opium
Machinery—							
Cotton, hair and canvas ply belting for machinery (a)	—	229	107	24	178	—	4,791
Rubber insulated copper wires and cables, etc. (b)	—	—	—	23	—	—	—
Metals—							
Silver bullion or coin except current coin of the Government of India and silver sheets and plates, etc. (c)	—	—	—	2,17,849	14,94,225	—	—
Silver Plate silver thread and wire (including so-called gold thread and wire mainly made of silver) silver manufactures, all sorts not otherwise specified.*	—	—	—	11,739	—	—	—
Yarn and Textile Fabrics—							
Artificial silk yarn and thread	24,708	3,190	5,505	3,597	18,625	1,291	5,023
Cotton twist and yarn, etc.	67,655	68,711	32,183	22,988	33,781	3,095	14,429
" piecegoods (d)	3,91,402	3,66,320	3,12,951	—	—	5,70,171	5,70,856
Silk, or artificial silk mixtures	1,915	1,636	2,084	3,001	68	1,208	1,397
Yarn (excluding cotton yarn) such as is ordinarily used for the manufacture of belting for machinery. (b)	—	—
Total of Yarn and Textile Fabrics	4,85,880	4,39,907	3,52,723	29,586	47,474	5,75,765	5,91,705
Miscellaneous—							
Printing Type (e)	—	—	8	87	16	—	—
Portland Cement	979	158	990	300	170	4,508	6,320
Printer's ink	32	112	390	169	4	297	216
Total of III—Articles wholly or mainly manufactured	6,63,334	6,22,900	5,18,858	3,91,233	16,70,627	6,74,765	7,21,875
Total of Part II	8,44,005	7,62,320	6,48,142	5,22,335	17,30,306	13,21,874	13,70,669
PART III.							
<i>Articles which are liable to duty at 2½ per cent ad valorem</i>							
I—Food, Drink and Tobacco—							
Grain and Pulse (excluding flour)
Provisions and Oilman's Stores, Vinegar in Casks	85
Total of I—Food, Drink and Tobacco	85
II—Raw materials and produce and articles mainly unmanufactured—							
Wood and Timber— Firewood	7
Total of II—Raw materials, etc.	7

(a) Separately recorded from April, 1923.

(b) Dutiable from April, 1929.

(c) Transferred to "protective duty" group with effect from 4th April, 1930.

(d) Shown separately under non-protective special duties from October 1931.

(e) Drapery, etc., under duty at 15 per cent.

(f) Dutiable from 30th September 1931.

(g) Dutiable from 1st March, 1920.

† Dutiable at Rs. 2 per cwt. under Wheat

(Import) Duty Act 1931.

Figures for previous years are included in the head "Apparel including

ARTICLES IMPORTED and EXPORTED, in each Official Year from 1927-28 to 1931-32

REFUNDS			TOTAL					ARTICLES
1929-30	1930-31	1931-32	1927-28	1928-29	1929-30	1930-31	1931-32	
R	R	R	R	R	R	R	R	
34	107	495	40	41	34	107	575	SCHEDULE II—IMPORT TARIFF
20	9	174	..	4	20	9	175	PART II.
..	..	4,65,060	4,65,060	<i>Articles which are liable to duty at special rates</i>
30,092	34,207	8,334	27,773	32,194	31,476	35,022	10,685	I—Food, Drink and Tobacco—
1,74,135	1,04,054	55,221	2,89,499	1,84,762	1,79,500	1,14,760	72,045	Fish, salted, wet or dry
17,407	15,386	14,300	15,724	20,398	18,423	15,911	16,988	Fruits and Vegetables— Currants
2,21,684	1,53,647	77,855	2,82,998	2,37,354	2,29,399	1,65,693	99,718	Grain, Pulse and Flour— Wheat and wheat flour
1,45,644	2,59,682	3,34,207	2,24,851	2,30,281	1,47,331	2,61,376	3,35,352	Liquors— Ale, beer, porter, cider and other fermented liquors
40	250	184	656	26	40	906	184	Spirit
1,11,204	1,42,438	1,78,676	1,00,837	1,21,282	1,11,208	1,42,438	1,78,680	Wines
..	42	66	5,269	4,212	..	42	502	Total of Liquors
6,225	28,940	56,636	38,320	21,953	37,173	44,395	76,204	Sugar
924	488	182	6,143	8,058	1,112	1,447	920	Saccharine
7,149	29,479	58,884	44,732	34,223	38,285	45,834	77,623	Salt
4,85,725	5,85,513	11,18,544	6,54,121	6,23,211	5,26,317	6,16,413	11,57,379	Tobacco— Unmanufacture
786	1,106	672	22,094	20,219	19,318	19,169	5,868	Cigars and Cigarettes
1,947	3,975	3,119	5,757	3,612	4,004	4,922	3,310	All other sorts of manufactured tobacco
48,127	71,647	59,892	1,45,818	1,41,272	1,16,230	1,53,838	1,08,557	Total of Tobacco
..	..	4,200	6,992	Total of I—Food, Drink and Tobacco
50,860	76,728	58,883	1,73,669	1,65,108	1,39,552	1,76,929	1,24,727	II—Raw materials and produce and articles mainly unmanufactured—
..	..	2,674	6,920	Coal, Coke and Patent fuel
7,762	11,077	12,875	31,702	40,563	31,890	33,744	31,676	Tin, block
1,32,767	1,35,154	1,00,822	2,38,928	2,60,570	3,23,279	2,14,993	2,06,335	Oils— Petroleum, all sorts
..	Cotton raw (g)
2,048	1,148	246	..	5,020	2,155	1,172	424	Total of II—Raw materials, etc.
739	324	166	139	347	166	III—Articles wholly or mainly manufactured—
92	14,19,070	9,49,348	92	16,38,919	24,48,573	Boots and shoes (f)
..	10,527	22,266	..	Arms, Ammunition and Military Stores— Fire-arms and parts thereof
6,004	1,207	3,182	25,999	8,213	11,509	4,804	16,307	Carriages and Carts— Motor cars, motor cycles and motor scooters
4,413	8,455	4,311	70,950	33,140	36,596	31,443	33,092	Chemicals, Drugs and Medicines— Opium
2,92,986	9,61,573	9,37,176	6,05,937	Machinery— Cotton, hair and canvas ply belting for machinery ()
2,097	3,300	7,445	3,123	3,083	4,181	6,301	7,513	Rubber insulated copper wires and cables, etc. (b)
..	1	1	..	Metals— Silver bullion or coin except current coin of the Government of India and silver sheets and plates etc. (c) Silver plate, silver thread and wire (including so-called gold thread and wire mainly made of silver), silver manufactures, all sorts not otherwise specified*
3,05,500	13,968	14,938	10,61,645	70,31,612	6,68,223	42,549	62,412	Yarn and Textile Fabrics— Artificial silk yarn and thread
71	103	2,511	79	140	2,527	Cotton twist and yarn, etc.
4,876	3,753	1,346	5,485	6,482	5,966	4,053	1,516	.. piecegoods (d)
207	99	315	329	328	597	263	310	Silk or artificial silk mixtures
5,03,462	15,94,213	10,85,241	13,38,089	13,44,575	10,22,320	19,85,451	27,55,868	Yarn (excluding cotton yarn) such as is ordinarily used for the manufacture of belting for machinery (c)
10,40,047	22,56,458	22,57,868	21,85,879	21,32,889	16,88,139	27,78,793	40,37,074	Total of Yarn and Textile Fabrics
..	Miscellaneous— Printing Type(e)
..	50	11	..	35	..	50	11	Portland Cement
..	50	11	..	35	..	50	11	Printer's ink
..	Total of III—Articles wholly or mainly manufactured
..	Total of Part II
..	PART III.
..	<i>Articles which are liable to duty at 2½ per cent ad valorem</i>
..	I—Food, Drink and Tobacco—
..	Grain and Pulse (excluding flour)
..	Provisions and Oilman's Stores, Vinegar in Casks
..	Total of I—Food, Drink and Tobacco
..	II—Raw materials and produce and articles mainly unmanufactured—
..	Wood and Timber— Firewood
..	Total of II—Raw materials, etc.

* Transferred to "Protective duty" group.
(e) Separately recorded from April, 1929.

AMOUNT of DRAWBACKS PAID and DUTIES REFUNDED on the PRINCIPAL and other

ARTICLES	DRAWBACKS					DRAWBACKS	
	1927-28	1928-29	1929-30	1930-31	1931-32	1927-28	1928-29
SCHEDULE II—IMPORT TARIFF—continued							
PART III—continued							
<i>Articles which are liable to duty at 2½ per cent ad valorem—continued</i>							
III—Articles wholly or mainly manufactured—							
<i>Chemicals, etc.—</i>							
Copperas, green	12	..
Machinery*	7,427	2,529	68,225	20,269
<i>Miscellaneous—</i>							
Aeroplanes, aeroplane engines and parts thereof	40	144	400	40	910	972	997
Printing and Lithographing materials	210	134	..	1	..	162	497
Bags for the withering of tea leaf
Fueller, bran and pollards	1,732	2,169
Total of III—Articles wholly or mainly manufactured	7,677	2,807	400	41	910	71,103	20,902
Total of Part III	7,677	2,807	400	41	917	71,103	20,997
PART IV.							
<i>Articles which are liable to duty at 10 per cent ad valorem</i>							
II—Raw materials and produce and articles mainly unmanufactured—							
<i>Metallic ores and scrap iron or steel for remanufacture—</i>							
Iron or Steel, old	415	246
III—Articles wholly or mainly manufactured—							
<i>Dyes obtained from Coal-tar†</i>							
Hardware, Implements and Instruments—	689
Telegraphic instruments and apparatus and parts thereof imported by or under the orders of a Railway Administration	53	12	16
<i>Machinery—</i>							
Machinery, namely primemovers, boilers, locomotive engines and tenders for the same, etc., also machines and sets of machines to be worked by electric, steam, water, fire, or other power, not being manual or animal labour, apparatus and appliances, not to be operated by manual or animal labour, which are designed for use in an industrial system, control gear, self-acting or otherwise, and transmission gear, etc., and bare harddrawn electrolytic copper wires and cables, etc.†	540
Textile machinery and apparatus by whatever power operated, namely, healds, heald cords, etc.†	114
Printing and Lithographic Material†	127
Component parts of Machinery†	504
<i>Metals—</i>							
<i>Iron and Steel—</i>							
Iron	22	923	726	856	1,390	1,854
Iron or Steel	5,097	10,429	3,769	1,969	2,397	58,540	37,757
Steel	5,848	174	582	414	511	32,277	5,890
Total of Metals—Iron and Steel	10,945	10,625	5,274	3,109	3,764	87,207	45,001
Railway plant and rolling stock	3,652	249	343	279	21,581	19,994	3,33,340
Ships and other vessels, etc.	743	730	468	1,598	909
Total of III—Articles wholly or mainly manufactured	15,315	11,654	6,188	3,388	27,318	1,08,811	3,79,263
Total of Part IV	15,315	11,654	6,188	3,388	27,318	1,09,226	3,79,514
PART V.							
<i>Articles which are liable to duty at 15 per cent ad valorem</i>							
I—Food, Drink and Tobacco—							
<i>Fish</i>							
Fish	354	31	347	94	12,943	466	306
<i>Fruits and Vegetables</i>							
Fruits and Vegetables	3,039	11,049	3,939	3,185	10,135	4,773	8,359
<i>Grain, Pulse and Flour</i>							
Flour	43	708	43	8	..	2,773	214,085
<i>Provisions and Oilman's Stores</i>							
Provisions and Oilman's Stores	29,475	51,787	25,935	23,918	60,369	38,905	129,453
<i>Spices</i>							
Spices	20,143	3,934	20,100	19,827	..	21,076	7,686
<i>Tea</i>							
Tea	3,352	3,743	1,043	6,308	559	6,588	7,126
<i>Other Food and Drink—</i>							
Coffee	44	63	147	381	30	652	325
Other sorts	225	1,615	..	184
Total of Other Food and Drink	44	288	147	381	1,645	652	1,009
Total of I—Food, Drink and Tobacco	61,505	76,545	51,604	53,721	75,651	75,238	63,524

* Free of duty from October, 1927.
† Dutiable from 30th September, 1931.

ARTICLES IMPORTED and EXPORTED, in each Official Year from 1927-28 to 1931-32—continued

EXPENSES			TOTAL					ARTICLES
1929-30	1930-31	1931-32	1927-28	1928-29	1929-30	1930-31	1931-32	
R	R	R	R	R	R	R	R	
..	12	SCHEDULE II—IMPORT TARIFF —continued PART III—continued Articles which are liable to duty at 2½ per cent ad valorem. —continued III—Articles wholly or mainly manufactured— Chemicals, etc.— Copperas, green Machinery* Miscellaneous— Aeroplanes, aeroplane engines and parts thereof Printing and lithographing materials Racks for the withering of tea leaf Podder, bran and pollards Total of III—Articles wholly or mainly manufactured Total of Part III;
792	16	493	1,012	1,111	1,192	56	1,346	
5	1	311	372	631	5	2	311	
..	
2,026	1,019	980	1,732	2,169	2,026	1,019	980	
2,827	1,086	1,727	78,780	32,709	3,227	1,077	2,637	
2,827	1,086	1,727	78,780	32,744	3,227	1,127	2,655	
..	111	99	415	246	..	111	99	
..	..	3,732	4,421	
..	66	..	12	18	58	66	..	
..	..	6,272	6,321	
..	..	1,864	1,978	
..	..	588	715	
..	..	21,057	21,561	
525	87	916	1,390	1,876	1,448	813	1,772	PART IV Articles which are liable to duty at 10 per cent ad valorem. II—Raw materials and produce and articles mainly unmanufactured— Metallic ores and scrap iron or steel for remanufacture— Iron or Steel, old III—Articles wholly or mainly manufactured— Dyes derived from Coal-tar.† Hardware, Implements and Instruments— Telegraphic instruments and apparatus and parts thereof imported by or under the orders of a Railway Administration MACHINERY. Machinery, namely prime-movers, boilers, locomotive engines and tenders for the same, etc., also machines and sets of machines to be worked by electric, steam, water, fire, or other power, not being manual or animal labour, apparatus and appliances, not to be operated by manual or other animal labour, which are designed for use in an industrial system, control gear, self-acting or otherwise, and transmission gear, etc., and bare hard-drawn electrolytic copper wires and cables, etc. † Textile machinery and apparatus by whatever power operated, namely bobbins, beak cards, etc. † Printing and lithographic material † Component parts of machinery. † Metals— Iron and Steel— Iron Iron or Steel Steel Total of Metals—Iron and Steel‡ Railway plant and rolling stock Ships and other vessels, etc. Total of III—Articles wholly or mainly manufactured Total of Part IV
25,908	30,452	33,130	58,637	48,166	29,677	32,421	135,517	
18,353	3,919	2,566	38,115	5,564	18,935	4,333	3,077	
44,786	34,453	36,612	98,152	55,626	50,060	37,567	40,366	
17,630	8,301	28,782	23,646	3,33,589	17,973	2,580	50,363	
471	503	24,933	2,346	1,689	939	563	24,933	
62,887	43,888	1,23,840	1,24,156	3,90,923	69,025	46,776	1,51,158	
62,887	43,499	1,23,939	1,24,571	3,91,163	69,025	46,887	1,51,257	
126	58	323	820	337	473	152	3,266	
21,419	10,498	20,555	12,862	19,908	25,408	22,603	30,690	
8	125	47	2,316	14,793	46	133	47	
23,464	21,396	25,808	68,830	31,240	34,399	45,314	1,36,232	
5,407	8,774	..	41,224	10,620	25,507	36,601	..	
3,55,242	4,49,083	5,07,774	9,940	10,874	3,56,235	4,55,391	5,08,333	
631	147	18	693	888	809	1,528	48	
961	49	530	..	409	961	49	2,145	
1,622	166	543	696	1,297	1,769	577	2,193	
4,12,223	4,99,120	5,55,110	1,36,728	1,45,069	4,63,387	5,52,351	6,30,761	
Total of I—Food, Drink and Tobacco:								

AMOUNT of DRAWBACKS PAID and DUTIES REFUNDED on the PRINCIPAL and other

ARTICLES	DRAWBACKS					DRAWBACKS	
	1927-28	1928-29	1929-30	1930-31	1931-32	1927-28	1928-29
	R	R	R	R	R	R	R
SCHEDULE II—IMPORT TARIFF—continued							
PART V—continued							
<i>Articles which are liable to duty at 15 per cent ad valorem—continued</i>							
II—Raw materials and produce and articles mainly unmanufactured—							
Gums, resins and lac	3,846	1,638	719	1,626	1,264	2,236	867
Oils, all sorts, excluding petroleum shown under Part II	2,123	2,953	3,995	3,569	6,582	18,077	14,415
Seeds	2,677	2,127	7,750	851	255	4,797	5,443
All sorts of Stearine, Wax, grease, etc.	385	733	665	2,971	316	508	937
Textile materials—							
Silk, waste, and raw silk including cocoons	22,923	3,333	6,105	1,535	3,956	3,741	107
Raw Flax, Hemp, Jute and all other unmanufactured textile materials not otherwise specified	1,806	62	116
Wood and Timber	120	3,467	1,479	923	701	6,620	27,781
Miscellaneous—							
Canes and Battans	508	97	13	..	305	16
Cowries and shells	3	185	664	80	287	1,503	190
Ivory, unmanufactured	5,130	6,683	6,440	937	529	55	6
Precious stones, unset	2,56,620	1,24,550	79,556	1,09,890	13,035
All other raw materials	1,266	1,049	1,513	3,305	1,382	2,310	451
Total of Miscellaneous	2,63,069	1,32,975	85,275	1,14,225	15,232	4,178	87
Total of II—Raw materials, etc.	2,95,143	1,47,276	1,10,794	1,25,700	23,367	35,223	50,541
III—Articles wholly or mainly manufactured—							
Apparel	26,850	29,730	22,617	21,063	17,233	62,160	65,060
Arms, Ammunition and Military Stores—							
Explosives, etc.	89	162	108	117	160	22	35
Conveyances	11,092	10,274	12,858	22,319	27,529	20,152	43,886
Chemicals and Drugs and Medicines	24,503	20,489	14,792	31,780	12,205	51,429	37,436
Cutlery, Hardware, Implements and Instruments—							
Cutlery	1,764	1,914	3,233	730	1,745	6,311	5,232
Hardware	1,22,077	1,14,743	1,04,145	67,940	68,352	44,573	63,811
All other sorts of Implements and Instruments, etc.	30,855	26,819	30,265	32,138	29,714	43,641	56,690
Total of Cutlery, Hardware, etc.	1,54,696	1,43,476	1,37,692	1,00,808	99,811	95,025	1,25,733
Dyes and Colours	1,90,759	64,635	12,408	4,485	6,938	20,985	12,084
Furniture, Cabinetware and manufacture of wood	14,310	1,12,977	69,060	96,945	53,734	12,108	5,838
Glassware and Earthenware	20,506	18,254	20,559	15,312	10,467	14,252	19,654
Hides and Skins and Leather	7,724	3,295	3,334	2,008	5,977	5,657	3,271
Machinery	7,203	4,032	5,779	6,806	4,873	22,335	22,641
Metals—							
Iron and Steel	17,201	32,326	16,042	6,389	5,245	3,996	14,977
Metals other than Iron and Steel—							
Brass	3,961	5,354	3,218	2,554	966	1,914	289
Copper	17,886	4,499	7,907	2,230	439	4,137	12,843
German Silver	1,420
Lead	135	1,495	314
Quicksilver	260	96	38	..	102	244	197

No. 17—continued

AMOUNT of DRAWBACKS PAID and DUTIES REFUNDED on the PRINCIPAL and other

ARTICLES	DRAWBACKS					DUTIES REFUNDED	
	1927-28	1928-29	1929-30	1930-31	1931-32	1927-28	1928-29
	R	R	R	R	R	R	R
SCHEDULE II—IMPORT TARIFF—continued							
PART V—continued							
<i>Articles which are liable to duty at 15 per cent. ad valorem—continued</i>							
III—Articles wholly or mainly manufactured—continued							
<i>Metals other than Iron and Steel—continued</i>							
Other metals	814	1,737	3,333	6,725	23,829	3,319	3,098
Total of Metals other than Iron and Steel	24,478	12,236	14,996	11,509	25,356	11,159	17,291
Paper, Pasteboard and Stationery	7,494	9,321	10,380	8,491	9,716	89,473	29,574
Yarn and Textile Fabrics— Cotton thread, other than sewing and darning thread, and all other manufactured cotton goods not otherwise specified.	4,533	3,233	1,165	3,898	1,950	4,744	3,004
Flax twist and yarn and manufactures	1,374	297	344	63	34	1,263	1,481
Haberdashery and Millinery	6,115	5,523	4,677	2,327	3,993	15,732	23,509
Hemp manufactures	140	26	449	46	113	313	75
Hosiery excluding articles made of silk or artificial silk	14,009	13,377	3,242	6,319	3,914	4,216	1,431
Jute twist and yarn and manufactures	114	293	239	1,092	754	1,233	375
Silk yarn, noils and warps	30,040	18,412	24,564	5,961	2,391	312	349
Woolen yarn and manufactures	24,861	40,415	23,125	11,110	14,181	18,407	33,697
All other sorts of yarn and textile fabrics, not otherwise specified	47,704	47,083	62,645	27,360	18,735	13,133	27,155
Silk or artificial silk goods used or required for medical purposes	23
Total of Yarn and Textile Fabrics	1,29,390	1,23,664	1,30,430	53,671	46,087	59,353	99,070
Miscellaneous—							
Art, works of	125	13	250	1,544	339	153	2,046
Bangles, celluloid	2,337	97	62	229
Brushes and Brooms	258	475	520	146	553	367	314
Building and Engineering materials	806	938	886	313	1,935	15,740	20,477
Candles	33	31	2	11	10
Cinematograph films not exposed	13,199	41,472	33,904	64,263	3,143	1,331	4,237
Cordage and Rope and Twine of Vegetable fibre	539	1,967	303	273	353	443	571
Fireworks, specially prepared as danger or distress lights for the use of ships.	206	1	176	424	..	447
Furniture, tackle and apparel, not otherwise specified, or steam, sailing, rowing and other vessels.	106	130	540	300	555
Mats and Matting	1,133	312	396	745	737	541	209
Oilcakes	2	433
Oilcloth and Floorcloth	239	429	1,110	351	963	216	124
Packing-Engine and Boiler, all sorts	741	53	62	11	13	267	113
Perfumery (excluding perfumed spirit)	13,893	4,930	2,431	1,454	4,946	1,093	1,133
Pitch, Tar and Dammer	339	120	7	37	223	343	191
Polishes and compositions	632	1,570	593	933	1,019	430	343
Rubber tyres and other manufactures of rubber	2,627	2,930	2,029	3,336	1,434	5,541	3,433
Pneumatic rubber tyres and tubes for motor cars, motor cycles, etc.*	9,773	5,929	27,943	30,970	46,847	40,712	23,712
Soap	12,027	6,124	3,456	2,170	4,123	4,145	3,367
Starch and Farina †	13	740	..
Stone and Marble and articles thereof	75	32	29	43	296	1,596	1,533
Toilet requisites	2,934	2,572	2,203	3,623	3,535	3,425	3,233
All other articles not otherwise specified	55,154	10,913	63,326	15,375	24,015	2,24,554	17,933
Total of Miscellaneous	1,22,353	31,743	1,45,561	1,31,772	95,520	3,01,705	37,213
Total of III—Articles wholly or mainly manufactured	7,59,052	6,71,614	5,36,241	5,20,375	4,20,836	7,70,311	5,34,413
Miscellaneous and unclassified—							
Coral	14	773
Umbrellas and fittings therefor	1,093	491	179	33	34	1,372	..
All other articles including articles imported by post	62,669	33,324	2,559	5,510	5,093	3,32,300	4,73,272
Total of Part V	11,79,462	9,29,750	3,01,761	7,05,344	5,30,030	12,14,339	1,32,633

* Figures, prior to March 1927, represent duty realized at 30 per cent. ad valorem.
† Free of duty from October, 1927.

ARTICLES IMPORTED and EXPORTED, in each Official Year from 1927-28 to 1931-32—continued

REFUNDS			TOTAL					ARTICLES
1929-30	1930-31	1931-32	1927-28	1928-29	1929-30	1930-31	1931-32	
R	R	R	R	R	R	R	R	
7,256	14,868	14,922	4,133	5,435	11,089	21,058	38,751	SCHEDULE II—IMPORT TARIFF —continued PART V—continued <i>Articles which are liable to duty at 15 per cent. ad valorem—</i> continued III—Articles wholly or mainly manufactured —continued Metals other than Iron and Steel—continued Other metals
18,015	22,955	35,348	35,635	29,527	28,001	34,464	60,684	Total of Metals other than Iron and Steel
35,828	20,852	31,164	96,967	38,895	45,858	28,843	40,880	Paper, Pastboard and Stationery
7,467	4,806	4,776	9,277	6,237	8,632	8,699	6,726	Yarns and Textile Fabrics— Cotton thread, other than sewing and darning thread and all other manufactured cotton goods not otherwise specified Flax twist and yarn and manufactures
708	1,245	777	2,537	1,778	1,187	1,808	811	Haberdashery and Millinery
7,102	5,009	7,769	21,927	32,081	11,779	8,283	11,761	Hemp manufactures
27	..	72	453	101	476	46	185	Hosiery excluding articles made of silk or artificial silk
2,825	2,068	2,229	18,225	14,808	10,567	8,837	6,208	Jute twist and yarn and manufactures
41	395	622	1,397	668	310	1,487	1,376	Silk yarn noils and warps
15	43,816	32,441	30,852	18,761	24,579	49,777	34,832	Woolen yarns and manufactures
18,848	27,036	29,034	43,268	79,112	46,478	38,146	43,245	All other sorts of yarn and textile fabrics, not otherwise specified
11,120	37,371	56,039	60,842	74,238	73,765	64,781	74,824	Silk or artificial silk goods used or required for medical purposes
..	28	Total of Yarn and Textile Fabrics
47,288	1,22,046	1,38,899	1,88,748	2,27,734	1,77,718	1,81,317	1,79,936	Miscellaneous— Art, works of
386	1,104	8,373	278	2,059	636	2,643	8,712	Bangles, celluloid
392	2,337	328	454	Brushes and Brooms
234	65	439	625	789	754	211	1,042	Building and Engineering materials
23,328	9,280	9,063	16,546	21,415	24,659	10,963	11,001	Candles
32	44	277	44	41	32	44	279	Cinematograph films not exposed
1,587	865	973	19,530	45,709	35,441	65,123	4,121	Cordage and Rope and Twine of Vegetable fibre
1,074	197	606	1,082	2,538	1,977	475	964	Fireworks, specially prepared as danger or distress lights for the use of ships
15	27	76	..	653	16	203	500	Furniture, tackle and apparel, not otherwise specified for stores, sailing, rowing and other vessels
8	166	685	548	200	..	Mats and Matting
116	82	133	1,724	1,021	1,012	827	570	Oilcakes
337	65	..	2	433	337	65	..	Oilcloth and Floorcloth
102	234	661	455	553	1,212	535	1,624	Packing Engine and Boiler, all sorts
52	334	82	1,008	171	114	395	100	Perfumery (excluding perfumed spirit)
288	411	1,442	14,996	6,113	2,769	1,865	6,388	Pitch, Tar and Dammer
514	254	5,139	732	311	521	291	5,417	Polishes and compositions
714	340	1,138	1,162	1,916	1,807	1,323	2,757	Rubber tyres and other manufactures of rubber
6,500	3,327	9,678	8,168	6,388	8,529	12,118	11,112	Pneumatic rubber tyres and tubes for motor cars, motor cycles, etc.
26,355	17,601	32,167	50,485	32,641	54,303	43,271	79,014	Soap
2,699	2,673	5,118	16,172	9,491	6,155	4,843	9,241	Starch and Farina†
..	758	Stone and Marble and article thereof
573	2,457	979	1,671	1,597	602	2,505	1,275	Toilet requisites
4,676	2,480	2,123	6,359	5,360	6,394	6,102	5,653	All other articles not otherwise specified
1,38,867	92,735	2,05,476	2,79,708	28,346	2,07,193	1,08,110	2,29,491	Total of Miscellaneous
2,09,894	1,34,525	2,34,046	4,23,958	1,69,561	3,55,455	2,66,297	3,79,566	Total of III—Articles wholly or mainly manufactured.
6,33,362	6,11,356	8,32,601	15,29,363	12,56,032	12,24,608	11,31,781	13,03,487	IV—Miscellaneous and unclassified—
.. 525	1,281	..	2,365	1,209	14 704	1,310	.. 351	Coral Umbrellas and fittings therefor
9,321	529	41	3,94,969	5,12,196	11,830	5,039	5,130	All other articles including articles imported by post
11,13,286	11,83,331	15,20,681	23,93,301	21,12,338	19,15,047	18,33,725	20,56,717	Total of Part V

AMOUNT of DRAWBACKS PAID and DUTIES REFUNDED on the PRINCIPAL and other

ARTICLES	DRAWBACKS					DUTIES REFUNDED	
	1927-28	1928-29	1929-30	1930-31	1931-32	1927-28	1928-29
	₹	₹	₹	₹	₹	₹	₹
SCHEDULE II—IMPORT TARIFF—							
<i>concluded</i>							
PART VI							
<i>Articles which are liable to duty at 30 per cent ad valorem</i>							
I.—Food, Drink and Tobacco—							
Confectionery	1,208	941	1,872	766	1,085	13,978	2,510
Spices—							
Cardamoms, Cassia, Cinnamon, Cloves Nutmeg, and pepper*	—	—	—	—	11,566	—	—
II.—Articles wholly or mainly manufactured—							
Arms, Ammunition and Military Stores—							
Gunpowder for cannons, rifles, guns, pistols and other sporting purposes	46	576	255
All other sorts of arms, etc.	90	1,015	3,286	2,046	290	4,987	3,843
Chemicals, Drugs and Medicines—							
Camphor †	—	—	—	—	666	—	—
Cutlery, Hardware, Implements and Instruments—							
Clocks and watches and parts thereof	23,290	21,642	8,599	20,044	14,740	2,468	2,438
Electric bulbs ‡	—	—	—	—	472	—	—
Articles plated with gold and silver	7,792	6,360	9,225	3,177	8,962	17,302	21,516
Musical Instruments	11,524	3,362	4,888	12,354	28,267	9,795	11,390
Glassware and Earthenware—							
Glass bangles and beads and false pearls	11,052	3,366	7,627	—	..	25,262	13,243
Metals—							
Gold plate, gold leaf, etc.	1,492	899	1,388	3,480	1,317	88	507
Silver plate, silver manufactures, etc.	40,576	21,578	2,776	—	3,077	3,823	11,152
Yarn and Textile Fabrics—							
Silk or artificial silk piecegoods and other manufactures of silk or artificial silk	76,248	16,942	4,652	6,100	20,702	82,686	95,862
Miscellaneous—							
Bangles, beads and false pearls	—	—	—	5,406	6,705	—	—
Cinematograph film exposed	—	—	—	—	1,00,678	—	—
Fireworks	1,671	1,880	1,742	1,570	119	1,192	586
Ivory, manufactured	8	326	341	105	132	560	723
Jewellery and jewels	3,83,504	75,204	62,642	65,190	20,677	1,248	2,702
Prints, engravings and pictures, etc.	1,850	8,346	1,131	2,122	346	2,341	4,583
Smokers' requisites excluding tobacco and matches	3,134	1,498	11,889	3,467	3,733	856	1,326
Toys, games, playing cards, etc. including bird-shot	9,599	8,787	6,778	4,593	7,628	8,270	9,616
Total of III—Articles wholly or mainly manufactured	5,71,376	1,76,205	1,26,914	1,34,644	2,19,146	1,61,849	1,90,241
IV. Miscellaneous and unclassified—							
Betelnuts*	—	—	—	—	105	—	—
Total of Part VI	5,72,584	1,77,146	1,28,786	1,35,410	2,31,652	1,75,827	1,92,751
PART VII.							
<i>Articles which are liable to protective duty at special rates.</i>							
II.—Articles wholly or mainly manufactured—							
Heavy Chemicals	—	—	—	—	88	—	—
Iron and Steel—							
Liable to additional duties—							
Of British manufacture	149	387	40	52	1	70,973	2,23,555
Not of British manufacture	363	96	271	134	10,419	78,324	68,520
Not liable to additional duties	6,108	3,387	2,924	4,287	7,794	48,867	24,014
Silver thread and wire (including so called gold thread and silver leaf, including also imitation gold and silver thread and wire lametta and metallic spangles and articles of like nature of whatever metal made)	—	—	—	—	—	—	—
Paper and Stationery	8,652	8,159	8,756	5,975	7,361	48,233	19,004
Cotton piecegoods	—	—	—	2,66,269	2,01,947	34,984	29,745
Matches	59,112	45,037	54,374	4,420	2,638	635	665
Undipped splints	2,010	..
Veneers
Total of Part VII	74,384	57,066	66,865	2,81,117	2,36,348	2,84,026	3,67,038
Government Stores (including imports by State Railways)—							
Articles liable to protective duties—							
Iron and Steel—							
Liable to additional duties—							
Of British manufacture	5,333	3,090
Not of British manufacture	2,385	835
Not liable to additional duties	7,058	3,523
Paper and Stationery	63
Railway plant and rolling stock (non-protective)	553
Others	49,215
Total	24,939	3,486	517	1,552	3,271	565	553
Total of Schedule II—(Import Tariff)	27,18,896	19,44,229	16,52,109	16,49,187	28,10,676	82,29,677	85,74,726
SCHEDULE III—EXPORT TARIFF							
Hides and Skins, raw	22,308	17,402
Jute—							
Raw (including cuttings)	5,17,847	3,98,228
Manufactures—							
Sacking	37,723	50,709
Hessians and all other descriptions	62,077	1,04,716
Rice—							
Rice in the husk	34,576	7,548
not in the husk	3,94,007	3,70,335
Rice-flour
Tea (a)	45,870	42
Total of Schedule III—(Export Tariff)	11,14,408	9,48,930
Total of Schedule II—(Import Tariff) and Schedule III—(Export Tariff)	27,18,896	19,44,229	16,52,109	16,49,187	28,10,676	48,44,085	45,23,796

* Figures for previous years are included in the head "All other sorts of food and drink, etc." under duty at 15 per cent.
† Dutiable at 30 per cent. ad valorem with effect from 30th September 1931. Figures for previous years are included in Chemicals, Drugs and Medicines under duty at 15 per cent.

‡ Dutiable at 30 per cent. ad valorem with effect from 30th September 1931. Figures for previous years are included in Chemicals, Drugs and Medicines under duty at 15 per cent.
(a) Free of duty from March 1927.

ARTICLES IMPORTED and EXPORTED, in each Official Year from 1927-28 to 1931-32—concluded

REFUNDS			TOTAL					ARTICLES
1929-30	1930-31	1931-32	1927-28	1928-29	1929-30	1930-31	1931-32	
R	R	R	R	R	R	R	R	
8,989	817	3,525	15,186	3,451	5,861	1,583	4,500	SCHEDULE II—IMPORT TARIFF— <i>concluded</i> PART VI. <i>Articles which are liable to duty at 30 per cent ad valorem</i> I—Food, Drink and Tobacco— Confectionery Spices— Cardamoms, Cassia, Cinnamon, Cloves, Nutmegs and pepper*
—	—	5,158	—	—	—	—	16,724	
905	100	70	622	255	905	100	70	III—Articles wholly or mainly manufactured— Arms, Ammunition and Military Stores— Gunpowder for cannons, rifles, guns, pistols and other sporting purposes. All other sorts of arms, etc.
2,300	2,281	13,900	5,027	4,858	5,586	4,327	14,190	
—	—	132	—	—	—	—	798	Chemicals, Drugs and Medicines— Camphor
1,792	3,842	3,447	25,758	24,030	10,391	23,886	18,187	Cutlery, Hardware, Implements and Instruments— Clocks and watches and parts thereof
—	—	3,374	—	—	—	—	3,846	Electric bulb
11,246	8,371	17,885	35,094	27,875	20,471	11,548	26,597	Articles plated with gold and silver
8,799	8,074	13,154	21,319	14,752	13,687	20,423	41,421	Musical instruments
14,574	—	..	36,314	21,609	22,201	—	..	Glassware and Earthenware— Glass bangles and beads and false pearls
158	282	542	1,575	1,406	1,496	8,762	1,859	Metals— Gold plate, gold leaf, etc.
23,512	—	46,950	44,399	32,730	26,233	—	50,027	Silver plate, silver manufactures, etc.
1,61,259	1,31,808	2,97,582	1,55,884	1,12,804	1,65,911	1,37,408	3,18,281	Yarn and Textile Fabrics— Silk piecegoods and other manufactures of silk
—	6,149	4,725	—	—	—	—	11,555	Miscellaneous— Bangles, beads and false pearls
—	—	6,725	—	—	—	—	1,07,398	Cinematograph film exposed
2,127	1,042	5,252	2,363	2,466	3,869	2,612	5,371	Fireworks
..	10,032	..	568	1,049	341	1,137	132	Ivory, manufactured
6,201	3,539	525	3,34,752	77,906	68,343	68,729	21,202	Jewellery and jewels
5,549	6,433	16,279	4,191	12,929	6,680	8,605	17,125	Prints, engravings and pictures, etc.
609	622	2,147	3,990	3,324	12,498	4,070	5,930	Smokers' requisites excluding tobacco and matches
8,712	7,217	9,918	17,869	18,403	15,490	11,810	17,548	Toys, games, playing cards, etc., including bird-shot
2,47,743	1,80,842	4,42,357	7,33,225	3,56,446	3,74,657	3,14,986	6,61,503	Total of III—Articles wholly or mainly manufactured
—	—	4,085	—	—	—	—	4,190	IV. Miscellaneous and unclassified — Betelnuts*
2,51,732	1,81,159	4,55,123	7,43,411	3,59,897	3,80,518	3,16,569	6,36,977	Total of Part VI
—	—	885	—	—	—	—	973	PART VII. <i>Articles which are liable to protective duty at special rates.</i> III—Articles wholly or mainly manufactured— Heavy Chemicals Iron and Steel— Liable to additional duties — Of British manufacture Not of British manufacture Not liable to additional duties Silver thread and wire (including so-called gold thread and silver leaf, including also imitation gold and silver thread and wire and lametta and metallic spangles and articles of like nature of whatever metal made. Paper and Stationery Cotton piecegoods Matches Undipped Splints Veneers
52,921	22,489	17,617	71,122	2,23,942	52,961	22,541	17,618	
44,133	1,80,436	2,08,708	78,687	65,616	44,409	1,20,570	2,17,127	
15,914	10,030	9,599	54,975	28,031	18,388	14,347	17,393	
—	—	6,937	—	—	—	—	14,298	
52,852	35,089	13,478	56,385	28,063	61,608	41,064	19,573	
61,600	3,99,363	10,46,775	94,096	74,782	1,15,974	6,65,632	12,48,722	
..	22,738	8,453	685	665	..	27,208	11,091	
..	2,010	
22,27,425	6,70,246	13,10,447	3,58,410	4,24,099	2,93,790	9,51,362	15,46,705	Total of Part VII
—	—	—	—	—	—	—	—	Government Stores (including imports by State Railways)
665	939	1,026	5,333	3,090	665	939	1,026	Articles liable to protective duties*— Iron and Steel— Liable to additional duties— Of British manufacture Not of British manufacture Not liable to additional duties Paper and Stationery Railway plant and rolling stock (non-protective) Others
2,195	66	1,765	2,335	835	2,195	66	1,765	
2,724	10	..	7,058	3,523	2,724	10	..	
..	23	63	..	23	..	
332	23	29	.. 565	553	.. 332	23	3,300	
86,736	29,797	45,009	62,930	52,701	87,253	31,349	45,637	
92,653	30,855	47,829	78,321	65,770	93,169	32,410	51,728	Total
27,90,856	48,66,686	57,23,427	59,48,073	55,18,955	44,42,985	60,15,873	85,34,103	TOTAL OF SCHEDULE II—(IMPORT TARIFF)
13,865	20,742	21,043	22,308	17,402	13,865	20,742	21,043	SCHEDULE III—EXPORT TARIFF Hides and Skins, raw Jute— Raw (including cuttings) Manufactures— Sacking Hessians and all other description Rice— Rice in the husk " not in the husk Rice-flour Tea (d)
1,64,378	1,74,160	99,171	5,17,847	3,98,228	1,64,378	1,74,160	99,171	
33,807	37,419	7,036	37,723	50,709	33,807	37,419	7,036	
60,459	35,155	7,513	62,077	1,04,716	60,459	35,155	7,513	
3,173	2,359	3,324	34,576	7,543	3,173	2,359	3,324	
3,52,351	3,75,960	2,48,435	3,94,007	3,70,335	3,52,351	3,75,969	2,48,435	
..	45,870	.. 42	
6,28,038	6,45,804	3,87,027	11,14,408	9,48,950	6,28,033	6,45,804	3,87,027	
34,18,389	50,12,490	61,10,454	70,62,481	64,07,935	50,70,998	66,61,677	89,21,130	TOTAL OF SCHEDULE III—(EXPORT TARIFF) TOTAL OF SCHEDULE II—(IMPORT TARIFF) AND SCHEDULE III—(EXPORT TARIFF)

QUANTITY and VALUE of DUTIABLE ARTICLES of IMPORTED MERCHANDISE ALLOWED FREE of DUTY from BOND or from CUSTOM HOUSES for the use of PRIVATE INDIVIDUALS, INSTITUTIONS, etc., in each Official Year from 1927-28 to 1931-32

ARTICLES	QUANTITY					VALUE				
	1927-28	1928-29	1929-30	1930-31	1931-32	1927-28	1928-29	1929-30	1930-31	1931-32
Apparel (excluding history and boots and shoes)— Apparel (including drapery, uniforms, accoutrements) value	—	—	—	—	—	R 27,048	R 16,481	R 3,609	R 18,195	R 10,352
Gold and Silver thread . . .	—	—	—	—	—
Hats, caps, bonnets, and hatter's ware . . .	—	—	—	—	—	25	5	5	12	..
Second hand clothing . . .	—	—	—	—	—	700	80	..
(Total . . .	—	—	—	—	—	27,768	16,486	3,614	18,287	10,352
Arms, ammunition, and military stores—										
Cartridge cases, filled . . . no.	22,300	8,367	200	5,457	1,664	2,888	1,167	20	793	186
Firearms and parts thereof . . . value	—	—	—	—	—	07,855	31,906	28,672	20,252	36,415
Other sorts . . .	—	—	—	—	—	462	70	340	345	2,277
Total . . .	—	—	—	—	—	71,205	33,143	29,032	30,300	38,878
Art, works of . . .	—	—	—	—	—	360	2,557	..	44	2,573
Books, printed and printed matters . . . cwts.	2	..	5	400	..	1,449
Boots and shoes— of leather . . . pairs	618	104	3	2	352	2,453	662	125	40	1,280
of other materials . . .	4	40
Total . . .	617	104	3	2	352	2,493	662	125	40	1,280
Brushes and brooms . . . doz.	2	49	21	..
Building and engineering materials—										
Tiles . . . no.
Other kinds . . . value	—	—	—	—	—	275
Total . . .	—	—	—	—	—	275
Buttons of all sorts . . .	—	—	—	—	—	2
Chemicals—										
Carbide of calcium . . . cwts.
Other sorts . . . value	—	—	—	—	—	1,229	1,064	159	17	8,035
Total . . .	—	—	—	—	—	1,229	1,064	159	17	8,035
Chinese and Japanese-ware . . .	—	—	—	—	—	2,780
Clocks and watches and parts thereof—										
Clocks and time-pieces . . . no.	14	2	2	..	24	6,904	110	211	..	2,209
Watches . . .	1	..	1	..	48	95	..	5	..	11,197
Parts of clocks and watches value	—	—	—	—	—	106
TOTAL VALUE OF CLOCKS AND WATCHES AND PARTS THEREOF . . .	—	—	—	—	—	7,105	110	216	..	13,346

No. 18—continued

QUANTITY and VALUE of DUTIABLE ARTICLES of IMPORTED MERCHANDISE ALLOWED FREE of DUTY from BOND or from CUSTOM HOUSES for the use of PRIVATE INDIVIDUALS, INSTITUTIONS, etc., in each Official Year from 1927-28 to 1931-32—continued.

ARTICLES]	QUANTITY					VALUE				
	1927-28	1928-29	1929-30	1930-31	1931-32	1927-28	1928-29	1929-30	1930-31	1931-32
Cutlery value	—	—	—	—	—	586	1,677	199	4,698	64
Drugs and medicines (excluding chemicals and narcotics)—										
All sorts	—	—	—	—	—	1,932	472	232	318	735
Earthenware and porcelain (including china clay) }										
Electroplated ware	—	—	—	—	—	26,303	1,523	1,208	2,238	1,880
	—	—	—	—	—	3,511	1,871	2,863	6	400
Furniture and cabinet- ware—										
Bedsteads	—	—	—	—	—	936	1,183	1,014
Furniture of wood (other than bed- steads)	—	—	—	—	—	57,248	14,008	26	445	78
Furniture of other materials (other than bedsteads)	—	—	—	—	—	16,893	12,160	1,428	204	26,452
Other sorts	—	—	—	—	—	1,465
Total	—	—	—	—	—	76,542	27,301	1,451	649	28,244
Glass and glassware—										
Bottles and phials—										
Sodawater bottles gross	3	125
Funnels, globes and glass- parts of lamps value	—	—	—	—	—	1,239	137
Sheet and plate sq. feet and cwt. }	6,790	2,201
Tableware including decanters, tumblers, etc. value	120	5,414	712	35	403	4,814
Other glassware	—	—	—	—	—	7,786	524	177	694	26,736
Total	—	—	—	—	—	16,765	1,296	212	1,157	31,69

No. 18—continued

QUANTITY and VALUE of DUTIABLE ARTICLES of IMPORTED MERCHANDISE ALLOWED FREE OF DUTY from BOND or from CUSTOM HOUSES for the use of PRIVATE INDIVIDUALS, INSTITUTIONS etc., in each Official Year from 1927-28 to 1931-32—continued

ARTICLES	QUANTITY					VALUE				
	1927-28	1928-29	1929-30	1930-31	1931-32	1927-28	1928-29	1929-30	1930-31	1931-32
Hardware (excluding cutlery and electroplated ware)—						R	R	R	R	R
Builders' Hardware such as Locks, Hinges, etc. value	—	—	—	—	—	5,087	279	3,198	..	299
Domestic Hardware other than enamelled iron ware "	—	—	—	—	—	990	60	580	915	220
Implements and tools other than agricultural implements and machine tools "	—	—	—	—	—	487	235	200	..	180
Lamps, metal . . . no.	25	..	8	..	5	611	..	40	206	21
Parts of lamps other than glass . value	—	—	—	—	—	1,534
Other sorts . "	—	—	—	—	—	2,18,419	3,38,647	5,55,205	6,72,805	8,67,575
Total . "	—	—	—	—	—	2,26,404	3,30,222	5,59,568	6,78,926	8,69,834
Instruments, apparatus, and appliances, and parts thereof—										
Electrical (other than telegraphic and telephones not being machinery)—										
Electric fans and parts thereof . value	—	—	—	—	—
Electric lamps and parts thereof . "	—	—	—	—	—	..	298	3,349
Other sorts . . "	—	—	—	—	—	57,689	7,002	100	1,876	718
Musical—										
Pianos and Piano players . . . no.	1	1	8	..	3	3,500	600	900
Talking machines and accessories . . value	—	—	—	—	—	1,003	2,378	7,440
Other sorts including parts of musical instruments . "	—	—	—	—	—	4,256	548	5	1,477	..
Optical . . . "	—	—	—	—	—	7,310
Photographic . . "	—	—	—	—	—	7,541	56,671	31,650	11,277	14,548
Scientific and philosophical . . "	—	—	—	—	—	658	30,612	67	638	5,600
Surgical . . . "	—	—	—	—	—	16,797	1,200	..	141	561
Wireless Apparatus . . "	—	—	—	—	—	..	1,87,845	300	600	2,223
Other kinds . . "	—	—	—	—	—	543	..	4	738	420
Total . "	—	—	—	—	—	91,987	2,87,149	40,466	16,242	34,729
Jewellery, also plate of gold and silver—										
Jewellery . . . "	—	—	—	—	—	3,651	5,760	..	1,156	18
Plate of gold and silver . . "	—	—	—	—	—	12,588	2,225	7,739	990	8,205
Total . "	—	—	—	—	—	16,239	7,985	7,739	2,146	8,218
Leather—										
Hides, tanned or dressed. or { cwt. =no.
Skins, tanned or dressed { cwt. =no.	5	80	2,012	..
Unwrought . . . cwt.	1	492
Manufactures (excluding boots and shoes)—										
Saddlery and harness Value	—	—	—	—	—	25,618	1,315	..	22	3,481
Other sorts . "	—	—	—	—	—	12,418	..	180	..	15,730
Total . "	—	—	—	—	—	38,498	1,315	210	2,034	10,217

No. 18—continued

QUANTITY and VALUE of DUTIABLE ARTICLES of IMPORTED MERCHANDISE ALLOWED FREE of DUTY from BOND or from CUSTOM HOUSES for the use of PRIVATE INDIVIDUALS, INSTITUTIONS, etc., in each Official Year from 1927-28 to 1931-32—continued

ARTICLES	QUANTITY					VALUE				
	1927-28	1928-29	1929-30	1930-31	1931-32	1927-28	1928-29	1929-30	1930-31	1931-32
Liquors—										
Ale, beer, and porter	100	91	21	15	104	487	208	75	60	339
Other and other fermented liquors	88	8	10	6	2	219	49	15	33	10
Spirit—										
Brandy	40	7	102	25	27	878	153	206	600	608
Gin	78	10	8	57	37	313	84	100	81	407
Liqueurs	35	22	8	85	35	744	491	199	701	504
Rum	4	..	1	11	8	200	..	27	144	75
Whisky	121	102	57	46	108	2,445	941	966	1,103	2,208
Spirit present in drugs, medicines, or chemicals	2	1	140	9	49
Spirit, perfumed	4	301
Other sorts of spirit	1	39	..	21	4	57	923	26	15	73
Total of Spirit	285	180	176	245	215	5,078	2,597	1,524	2,743	4,013
Wines—										
Champagne	67	71	26	101	84	2,561	2,050	671	1,601	2,218
Sherry, Madeira and Marsala	41	32	8	14	22	882	385	133	316	407
Still red wines (other than port)	234	34	513	275	262	1,139	1,306	1,885	1,399	1,318
Other sorts	228	152	31	130	307	2,785	3,743	882	1,595	2,003
Total of Wines	570	339	578	510	675	7,317	6,574	3,071	4,911	5,945
Total of Liquors	988	619	754	775	996	13,101	9,513	4,695	7,746	10,303
Machinery and millwork—										
Prime-movers (other than electrical)—										
Others	—	—	—	—	—	625
Electrical machinery of all kinds, etc.—										
Motors	—	—	—	—	—	5,455
Other kinds	—	—	—	—	—	613	214
Sewing and knitting machines	1	..	2	1	..	35	..	179	150	..
Textile machinery, jute	—	—	—	—	—
Typewriters	11	6	8	2	3	3,307	2,763	2,355	530	635
Other sorts	—	—	—	—	—	..	50	350
Total	—	—	—	—	—	10,035	2,813	2,534	680	1,199
Matches	gross of boxes									
	25,500	..	3	22,629	..	15
Metals and ores—										
Aluminium, wrought—										
Other manufactures	(c)	12
Brass, Bronze, etc.—										
Wrought	13	2	3	..	(c)	773	314	370	..	40
Copper—										
Wrought
Iron or steel—										
Bars and channel
Beams, pillars, girders and bridge work
Bolts and nuts
Hoops and strips
Nails, rivets, and washers (excluding wire nails)
Pipes and fittings cast	14	8,177
Rails, chairs and fish-plates, excluding those for railways

(a) 6 lbs.
(b) 3 cwt.
(c) Less than 1 cwt.

No. 18—continued

QUANTITY and VALUE of DUTIABLE ARTICLES of IMPORTED MERCHANDISE ALLOWED FREE of DUTY from BOND or from CUSTOM HOUSES for the use of PRIVATE INDIVIDUALS, INSTITUTIONS, etc., in each Official Year from 1927-28 to 1931-32—continued

ARTICLES.	QUANTITY					VALUE				
	1927-28	1928-29	1929-30	1930-31	1931-32	1927-28	1928-29	1929-30	1930-31	1931-32
Metals and ores—continued						R	R	R	R	R
Iron or steel—continued										
Sheets and plates—										
Galvanised tons
Tinned "
Not galvanised or tinned "
Tubes, pipes and fittings, wrought "	1	2,455
Wire "	100	3	..
Wire nails "	24
Other manufactures of iron or steel "	82	..	125
Total of Iron or steel "	16	10,664	..	249	3	..
Steel—										
Angle "
Bars and channel "	158	18,172
Cast "
Total of Steel "	158	18,172
Lead—										
Unwrought—										
Pig cwt.
Wrought "
Total of Lead "
Solder "
Tin—										
Unwrought (block) "
Zinc or spelter—										
Wrought or manufactured "
Metals, unenumerated "
Total of Metals and ores tons	174	(a)	24,609	314	619	3	53
Oils—										
Animal gals.
Mineral—										
Fuel oils "	8,016,380	10,78,196
Lubricating oils "
Other kinds "	9	18	58
Vegetable, not essential—										
Linseed "	450	1,890
Total "	8,016,830	9	..	10,80,086	18	58
Paints and Painters' materials—										
Paints and colours cwt.	23	80	1,176	11	8,582
Painters' materials value	—	—	—	—	—	1,065	1,875
Total "	—	—	—	—	—	2,241	11	9,957
Paper and pasteboard—										
Writing paper and envelopes "	—	—	—	—	—	1,000	250	2,304
Other kinds of paper including paper manufactures cwt.	14	1	4	1,303	407	3	27	468
Total value	—	—	—	—	—	2,303	656	3	27	2,772
Polishes—										
Polishes and compositions for application to leather "	—	—	—	—	—	39	..	51
Polishes and compositions for application to metals, etc. "	—	—	—	—	—	15	..	20
Other sorts "	—	—	—	—	—	25
Printing and Lithographing machinery and materials (excluding paper)—										
Printing and Lithographing presses "	—	—	—	—	—	594
Other materials "	—	—	—	—	—
Prints, Engravings, and pictures—										
Photographs and picture post-cards "	—	—	—	—	—	180	..	182	184	5,881
Others "	—	—	—	—	—	260	576	938	..	8,822
Total "	—	—	—	—	—	440	576	1,070	184	14,659

(a) Less than 1 cwt.

No. 18—continued

QUANTITY and VALUE of DUTIABLE ARTICLES of IMPORTED MERCHANDISE ALLOWED FREE of DUTY from BOND or from CUSTOM HOUSES for the use of PRIVATE INDIVIDUALS, INSTITUTIONS, etc., in each Official Year from 1927-28 to 1931-32—continued

ARTICLES	QUANTITY					VALUE				
	1927-28	1928-29	1929-30	1930-31	1931-32	1927-28	1928-29	1929-30	1930-31	1931-32
Provisions and oilman's stores—						R	R	R	R	R
Bacon and hams . . . cwt.	8	1	516	..	86	..	75
Biscuits and cakes . . . "	6	1	1	535	..	83	188	327
Canned and bottled provisions . . . "	48	3	19	30	25	6,552	474	1,511	3,174	3,249
Cheese . . . "	..	2	(b)	30	220	57	8	59
Jams and Jellies . . . "	2	..	2	2	1	105	..	157	114	99
Other sorts of provisions . . . "	7	24	4	18	21	829	4,911	518	2,109	1,688
Total . . . "	66	29	25	51	49	8,566	5,605	2,407	5,598	5,497
Railway plant and Rolling stock—										
Carriages . . . value	—	—	—	—	—
Locomotive engines and tenders and parts thereof . . . "	—	—	—	—	—
Materials for construction—										
Rails, chairs, etc. . . tons
Sleepers and keys of steel or iron . . . "
Others . . . "
Rubber manufactures (except apparel and boots and shoes) . . . value	—	—	—	—	—	1	12	11
Motor Car—										
Covers . . . no.	..	45	2,420
Tubes . . . "	..	66	631
Solid rubber tyres for motor vehicles . . . "
Other manufactures . . . value	—	—	—	—	—	2	34	27
Salt . . . tons	(a)
Seeds (other than oilseeds) . . . "
Smokers requisites (excluding tobacco) . . . value	—	—	—	—	—	134	..	10	..	75
Soap . . . cwt.	2	..	1	2	2	160	..	267	120	859
Stationery (excluding paper) . . . value	—	—	—	—	—	3,201	1,737	2,427	1,171	4,003
Sticks and whips . . . "	—	—	—	—	—	62
Stone and marble . . . tons	80	80
Tallow and Stearine (including grease and animal fat) . . . cwt.
Tea—										
Black . . . lbs.	48	23	49	90	50	101
Green . . . "	30	..	16	69	..	28
Total . . . "	78	23	65	159	50	129
Telephones, materials for construction and accessories . . . value	—	—	—	—	—	..	30
Textiles—										
Cotton—										
Manufactures—										
Piecegoods—										
Grey (unbleached) . . . yds.
White (bleached) . . . "	86	7,000	..	175	2,000	..
Coloured, printed or dyed . . . "	1,296	..	10	50	..	3,090	..	24	174	..
Other sorts . . . value	—	—	—	—	—	20	317	760	38	3
Total . . . "	—	—	—	—	—	3,285	317	784	2,812	3
Flax—										
Manufactures—										
Canvas . . . yds.
Other sorts . . . lbs.	1,123	6	1,136	5,931	60	2,251
Total . . . value	—	—	—	—	—	5,931	60	2,251

(a) Less than 1 ton.
(b) " " 1 cwt.

No. 18—concluded

QUANTITY and VALUE of DUTIABLE ARTICLES of IMPORTED MERCHANDISE ALLOWED FREE of DUTY from BOND or from CUSTOM HOUSES for the use of PRIVATE INDIVIDUALS, INSTITUTIONS, etc., in each Official Year from 1927-28 to 1931-32—concluded

ARTICLES	QUANTITY					VALUE				
	1927-28	1928-29	1929-30	1930-31	1931-32	1927-28	1928-29	1929-30	1930-31	1931-32
Textiles—continued						R	R	R	R	R
Haberdashery and millinery value	—	—	—	—	—	40,618	4,609	962	1,856	2,261
Hemp—										
Manufactures Other Sorts . . .	—	—	—	—	—	53
Jute—										
Manufactures—										
Canvas . . . yds.
Other kinds . . . cwt.	7	10	720	1,685
Total . . . value	—	—	—	—	—	10	720	1,685
Silk—										
Manufactures—										
Goods of silk mixed with other materials yds.	111	1,185
Silk piece-goods . . .	361	2,358	102	2,800	4,802	300
Other sorts . . . lbs.	62	8	1,040	73
Total . . . value	—	—	—	—	—	5,025	4,802	463
Wool—										
Manufactures—										
Carpets and rugs . . . lbs.	1,609	409	2,236	..	2,410	23,183	1,244	12,671	..	11,834
Hosiery	300	3	1,475	14
Piece-goods . . . yds.	204	58	14	1,450	179	80
Shawls no.
Other sorts . . . lbs.	..	16	122	16	7	2,150	84	100	69	55
Total . . . value	—	—	—	—	—	26,783	2,803	12,785	248	11,969
Total of Textiles . . .	—	—	—	—	—	81,652	7,629	14,531	10,498	18,696
Tobacco manufactured . . . lbs.	104	496	46	384	70	1,163	920	321	1,515	514
„ unmanufactured	1	41	..
Toilet requisites . . . value	—	—	—	—	—	14,095	376	894	635	202
Toys and requisites for games . . .	—	—	—	—	—	7,725	344	258	165	7,163
Umbrellas and umbrella fittings—										
Umbrellas, complete, etc. no.	..	60	121
Vehicles, excluding Locomotives, etc., for railways—										
Camp Trailer . . . value	—	—	—	—	—
Carrriages and carts . . . no.	1	23	15,766
Perambulators and children's go-carts	150
Carrriages and cars not mechanically propelled (excluding railway carrriages, trucks, etc.)	1	551
Cycles imported entire or in sections . . .	1	1	125	100
Parts of cycles and accessories . . . value	—	—	—	—	—
Mechanically propelled vehicles—										
Aircraft . . . no.	1	17,000	..
Parts of aircraft . . . value	—	—	—	—	—	..	200	27,521
Motor cars . . . no.	24	7	10	12	24	2,04,609	33,105	25,635	76,227	75,997
Motor cycles . . .	2	1	1	1,174	1,000	498
Motor omnibuses, motor vans and motor lorries . . .	4	7	11,944	..	3,672(a)	..	31,256(a)
Parts of mechanically propelled vehicles . . . value	—	—	—	—	—	6,267	3,064	1,241	379	11,018
Ships, parts of . . .	—	—	—	—	—	75
Total . . .	—	—	—	—	—	2,24,267	68,185	68,567	98,606	1,18,922
Wood and Timber—										
Manufactures of wood, other than furniture and cabinetwork . . .	—	—	—	—	—	688	2,144	195	68	95
Articles imported by post . . .	—	—	—	—	—
All other articles . . .	—	—	—	—	—	6,437	47,321	458	381	8,991
GRAND TOTAL . . .	—	—	—	—	—	20,91,819	8,60,512	7,60,060	8,74,805	12,75,868

(a) Includes figures for Motor Chais.

No. 19

QUANTITY of CERTAIN PRINCIPAL ARTICLES of MERCHANDISE (subject to CUSTOMS DUTY) IMPORT-
ED into each PROVINCE of BRITISH INDIA, which remained in CUSTOMS BONDED WAREHOUSES
on the 31st March, in each Official Year from 1927-28 to 1931-32

ARTICLES		BENGAL	BIHAR AND ORISSA	BOMBAY	SIND	MADRAS	BURMA	TOTAL	
Cotton—									
Piece goods—									
Grey (unbleached)	yds.	1927-28	..	3,429,080	..	9,966	..	3,439,046	
		1928-29	..	2,457,159	..	59,429	..	2,516,588	
		1929-30	91,680	..	6,312,100	..	128,445	..	6,532,225
		1930-31	3,666,029	..	2,215,919	9,600	2,704	..	5,894,252
		1931-32	3,109,287	..	626,568	3,735,855
White (bleached)	"	1927-28	689	..	786,343	444	787,476
		1928-29	2,849,718	..	164,814	..	3,014,527
		1929-30	35,820	..	1,079,735	43,747	1,159,302
		1930-31	585,986	18,088	..	35,395	639,469
		1931-32	534,089	1,640	535,729
Coloured, printed or dyed	"	1927-28	981	..	336,271	2,935	71,920	802	412,959
		1928-29	20,583	..	1,674,645	10,517	76,760	..	1,782,505
		1929-30	27,259	..	1,363,348	..	76,780	8,213	1,478,080
		1930-31	975,623	6,566	76,780	194,682	1,253,636
		1931-32	672,206	672,206
Liquors—									
Ale, beer, and porter									
"	gals.	1927-28	200,035	..	9,566	47,169	5,410	871	263,051
		1928-29	240,333	..	9,291	47,288	7,864	55	304,831
		1929-30	391,685	..	12,121	48,109	14,478	..	466,393
		1930-31	378,590	..	10,262	18,987	18,997	..	426,806
		1931-32	384,470	..	11,702	39,602	21,875	893	458,542
Spirit—									
Brandy									
"	"	1927-28	45,460	..	7,962	7,657	15,438	1,551	78,118
		1928-29	52,020	..	11,567	5,478	26,437	617	96,119
		1929-30	59,173	..	9,722	6,813	31,731	2,377	109,821
		1930-31	51,123	..	4,611	6,559	26,102	2,231	90,026
		1931-32	59,313	..	4,572	7,676	27,593	2,065	101,129
Gin	"	1927-28	4,187	..	1,971	4,738	7,050	2,353	20,599
		1928-29	5,980	..	2,097	3,570	7,622	2,075	21,324
		1929-30	5,285	..	3,517	3,013	8,782	1,580	22,177
		1930-31	3,594	..	1,592	2,675	6,348	1,748	15,957
		1931-32	6,401	..	1,304	4,542	9,745	913	22,905
Liqueurs	"	1927-28	2,787	..	532	418	325	382	4,444
		1928-29	2,992	..	47	336	230	392	4,047
		1929-30	3,263	..	733	259	208	361	4,324
		1930-31	2,948	..	154	220	53	361	3,736
		1931-32	2,996	..	513	153	1,064	60	4,786
Rum	"	1927-28	452,358	..	969	265	330	10,997	465,469
		1928-29	498,151	..	1,431	72	453	10,159	510,266
		1929-30	706,642	..	1,416	76	302	10,259	718,695
		1930-31	725,968	..	140	169	111	10,289	736,677
		1931-32	742,007	..	560	144	226	212	743,149
Whisky	"	1927-28	63,154	..	10,952	3,524	13,006	4,417	94,153
		1928-29	123,424	..	6,532	5,792	10,864	3,793	150,405
		1929-30	125,603	..	9,953	3,071	23,018	2,912	169,557
		1930-31	58,554	..	3,046	6,709	7,173	2,917	78,489
		1931-32	64,994	..	10,003	10,510	10,963	6,082	102,552
Other sorts of spirits	"	1927-28	21,986	..	3,436	320	5,476	6,449	37,667
		1928-29	22,024	..	1,254	416	5,353	7,746	36,792
		1929-30	22,350	..	1,364	353	9,747	6,993	40,817
		1930-31	22,256	..	193	979	8,136	6,957	38,523
		1931-32	22,295	..	545	1,160	7,659	766	32,425

NOTE.—The figures represent stocks warehoused under bond, and not duty-paid goods lying in the warehouses outside customs authority

No. 19—continued

QUANTITY of CERTAIN PRINCIPAL ARTICLES of MERCHANDISE (subject to CUSTOMS DUTY) IM-
PORTED into each PROVINCE of BRITISH INDIA, which remained in CUSTOMS BONDED WAREHOUSES
on the 31st March, in each Official Year from 1927-28 to 1931-32—continued

ARTICLES		BENGAL	BIHAR AND ORISSA	BOMBAY	SIND	MADRAS	BURMA	TOTAL	
Liquors—contd.	}	1927-28	11,041	..	8,585	9,355	4,814	1,084	34,829
		1928-29	14,322	..	7,076	7,176	5,008	29	33,611
		1929-30	18,055	..	11,414	7,797	4,925	767	42,958
		1930-31	15,362	..	2,523	2,850	4,504	739	25,978
		1931-32	14,854	..	4,513	4,315	6,012	176	29,870
Wines gals.	}	1927-28	202,625	..	142,470	74,450	250,908	47,800	808,253
		1928-29	189,414	..	109,982	26,236	43,990	89,900	459,522
		1929-30	189,414	..	114,288	41,524	71,058	..	416,279
		1930-31	189,414	..	65,200	5,700	80,018	..	340,332
		1931-32	189,414	..	3,200	1,750	194,364
Matches Gross of boxes	}	1927-28	202,625	..	142,470	74,450	250,908	47,800	808,253
		1928-29	189,414	..	109,982	26,236	43,990	89,900	459,522
		1929-30	189,414	..	114,288	41,524	71,058	..	416,279
		1930-31	189,414	..	65,200	5,700	80,018	..	340,332
		1931-32	189,414	..	3,200	1,750	194,364
Oils (mineral)— Kerosene gals.	}	1927-28	3,688,772	3,688,772
		1928-29	3,242,815	1,529,080	3,771,895
		1929-30	2,242,815	..	1,804,247	1,052,282	286,345	..	5,385,689
		1930-31	1,394,561	1,394,561
		1931-32	1,394,561	..	3,464,791	2,459,708	7,319,055
Fuel	}	1927-28	993,856	..	30,508,339	327,160	3,178,031	1,705,957	36,708,343
		1928-29	2,104,937	..	2,084,219	455,194	4,219,412	2,036,984	10,960,696
		1929-30	2,516,063	..	1,464,159	452,194	4,447,700	5,646,494	14,526,610
		1930-31	2,867,668	..	1,282,379	894,874	3,726,436	6,719,474	15,490,331
		1931-32	3,791,888	..	1,886,472	789,259	6,065,010	7,935,498	20,468,127
Lubricating	}	1927-28	4,762,292	478	4,762,770
		1928-29	3,903,571	562	3,904,133
		1929-30	4,865,849	1,995	4,867,844
		1930-31	4,725,798	1,846	4,727,644
		1931-32	4,726,268	2,056	4,728,324
Salt	}	1927-28	80,219	..	2	23,338	103,559
		1928-29	98,409	..	1	18,325	116,735
		1929-30	113,398	..	1	26,315	139,714
		1930-31	144,590	38,522	183,112
		1931-32	75,264	..	7	16,697	91,968
Sugar	}	1927-28	15,777	17,770	..	1,134	34,681
		1928-29	1,276	..	45,216	15,080	..	804	62,376
		1929-30	7,133	..	49,549	7,255	..	946	64,933
		1930-31	3	..	6,569	6,333	..	6	12,911
		1931-32	9	..	11,835	7,012	2,497	1,149	23,402
Tobacco, manufactured and unmanufactured . . . lbs.	}	1927-28	1,311,212	..	56,581	57,496	69,602	228,976	1,723,867
		1928-29	875,110	..	17,785	17,154	467,393	170,588	1,548,080
		1929-30	1,027,231	..	61,520	74,235	323,810	119,532	1,606,378
		1930-31	773,448	..	4,924	53,543	6,400,351	110,831	7,343,147
		1931-32	904,401	..	9,988	6,650	469,788	3,356	1,414,183

NOTE.—The figures represent stocks warehoused under bond, and not duty-paid goods lying in the warehouses outside.

ACCOUNTS OF THE TRADE

OF THE

FRENCH POSSESSIONS IN INDIA

IN THE

Year ending 31st March 1932, and the four preceding years

ABSTRACT TABLES

(646)

FRENCH POSSESSIONS

Note.—These tables have been compiled from statistics furnished by the Government of the French Possessions in India

No. 1

VALUE of the SEA-BORNE FOREIGN and COASTING TRADE, in each Official Year from 1927-28 to 1931-32

		1927-28	1928-29	1929-30	1930-31	1931-32
		₹	₹	₹	₹	₹
FOREIGN TRADE						
IMPORTS	Merchandise	57,05,836	51,34,002	55,68,405	58,03,948	48,64,400
	Treasure	70,000	54,000	3,500	4,97,020	15,48,000
	TOTAL	57,75,836	51,88,002	55,66,995	58,00,968	64,12,400
EXPORTS	Merchandise	2,64,07,457	2,65,79,673	4,17,14,688	2,07,92,381	2,01,32,130
	Treasure	10,000	—
	TOTAL	2,64,17,457	2,65,79,673	4,17,14,688	2,07,92,381	2,01,32,130
TOTAL IMPORTS AND EXPORTS		3,21,92,793	3,17,67,675	4,72,81,683	2,65,93,349	2,65,44,600
COASTING TRADE						
IMPORTS	Merchandise	30,97,245	27,71,507	16,12,565	27,64,106	36,09,560
	Treasure	5,05,000	—	1,65,600	18,600	5,68,800
	TOTAL	36,02,245	27,71,507	17,78,165	27,77,706	41,78,670
EXPORTS	Merchandise	2,18,333	4,41,458	3,00,081	2,81,674	1,30,140
	Treasure	3,00,000	—
	TOTAL	5,18,333	4,41,458	3,00,081	2,81,674	1,30,140
TOTAL IMPORTS AND EXPORTS		41,20,578	32,12,965	20,78,246	30,59,380	43,08,810
TOTAL FOREIGN AND COASTING TRADE		3,63,13,371	3,49,80,640	4,93,59,929	2,96,52,729	3,08,53,410

No. 2

VALUE of the TOTAL IMPORTS and EXPORTS at each PORT, in each Official Year from 1927-28 to 1931-32

		1927-28	1928-29	1929-30	1930-31	1931-32
		₹	₹	₹	₹	₹
PONDICHERY—						
Imports	Foreign countries	7,34,773	8,62,318	8,00,467	10,18,111	18,41,316
	Coast ports	22,62,171	20,39,222	14,18,541	25,26,929	34,06,289
Exports	Foreign countries	2,58,13,182	2,62,68,082	4,15,18,101	2,66,82,232	2,00,74,680
	Coast ports	1,27,215	1,65,331	1,12,695	1,42,765	78,179
TOTAL		2,89,37,291	2,93,74,953	4,38,44,804	2,43,70,037	2,53,95,414
KARIKAL—						
Imports	Foreign countries	49,70,568	43,25,684	47,66,528	47,82,857	45,71,159
	Coast ports	7,12,668	6,11,466	3,59,624	2,50,777	7,72,332
Exports	Foreign countries	5,94,325	2,91,591	2,01,587	1,19,149	57,500
	Coast ports	45,868	2,23,118	1,87,366	1,38,909	56,965
TOTAL		63,23,414	54,51,859	55,15,075	52,82,692	54,58,006
MAHE						
Imports	Foreign countries
	Coast ports	3,671	1,800
Exports	Foreign countries
	Coast ports	5,998	2,012
TOTAL		9,669	3,812
VANAGE--						
Imports	Foreign countries
	Coast ports	1,18,740	1,19,019
Exports	Foreign countries
	Coast ports	39,257	30,992
TOTAL		1,57,997	1,50,011

NOTE.—The value figures in these tables originally given in French Currency in the returns of Pondicherry for 1929-30 and 1930-31 only have been converted respectively at the rate of 9.10 Francs=Rs. 1 and 9 Francs=Rs 1.

No. 3

VALUE of the IMPORTS by SEA of MERCHANDISE from each FOREIGN COUNTRY and from INDIAN PORTS, in each Official Year from 1927-28 to 1931-32

COUNTRIES	1927-28			1928-29			1929-30			1930-31			1931-32		
	Merchan- dise	Trea- sure	TOTAL	Merchan- dise	Trea- sure	TOTAL	Merchan- dise	Trea- sure	TOTAL	Merchan- dise	Trea- sure	TOTAL	Merchan- dise	Trea- sure	TOTAL
	R	R	R	R	R	R	R	R	R	R	R	R	R	R	R
EUROPE—															
United Kingdom	15,71,984	..	15,71,984
France .	2,48,495	87,500	2,85,985	2,48,644	..	2,48,644	2,83,966	3,500	2,87,466	3,77,095	..	3,77,095	6,84,783	20,671	7,05,304
Russia*	33,65,823	..	23,65,823	22,65,001	..	22,65,001	20,93,322	..	20,93,322
ASIA—															
Straits Settlements	24,93,964	32,500	25,26,464	22,89,626	54,000	23,43,626	28,75,866	..	28,75,866	17,11,082	4,97,020	22,08,102	17,58,590	15,27,476	32,86,066
OTHER COUNTRIES .	29,62,887	..	29,62,887	2,29,909	..	2,29,909	1,18,662	..	1,18,662	16,43,787	..	16,43,787	3,27,783	..	3,27,783
TOTAL FOREIGN COUNTRIES .	57,05,336	70,000	57,75,336	51,34,002	54,000	51,88,002	55,63,495	3,500	55,66,995	53,03,948	4,97,020	58,00,968	48,64,428	15,48,047	64,12,475
BRITISH INDIAN PORTS	26,82,043	5,05,000	31,87,043	26,05,544	..	26,05,544	16,89,125	1,65,600	17,54,725	27,41,525	13,600	27,55,125	36,98,035	5,68,805	41,66,840
FRENCH INDIAN PORTS	4,15,202	..	4,15,202	1,65,963	..	1,65,963	23,440	..	23,440	22,581	..	22,581	11,831	..	11,831
TOTAL INDIAN PORTS	30,97,245	5,05,000	36,02,245	27,71,507	..	27,71,507	16,12,565	1,65,600	17,78,165	27,64,106	13,600	27,77,706	38,09,866	5,68,805	41,78,671
GRAND TOTAL	88,02,581	5,75,000	93,77,581	79,05,509	54,000	79,59,509	71,76,060	1,69,100	73,45,160	80,68,054	5,10,620	85,78,674	84,74,294	21,16,852	1,05,91,146

* Separate figures of Russia prior to 1928-29 not available.

No. 4

VALUE of the EXPORTS by SEA of MERCHANDISE to each FOREIGN COUNTRY and to INDIAN PORTS, in each Official Year from 1927-28 to 1931-32

COUNTRIES	1927-28			1928-29			1929-30			1930-31			1931-32		
	Merchan- dise	Trea- sure	TOTAL	Merchan- dise	Trea- sure	TOTAL	Merchan- dise	Trea- sure	TOTAL	Merchan- dise	Trea- sure	TOTAL	Merchan- dise	Trea- sure	TOTAL
	R	R	R	R	R	R	R	R	R	R	R	R	R	R	R
EUROPE—															
United Kingdom	2,65,825	..	2,65,825
France .	1,19,35,424	..	1,19,35,424	1,01,88,138	..	1,01,88,138	1,05,37,928	..	1,05,37,928	72,97,058	..	72,97,058	58,44,068	..	58,44,068
ASIA—															
Straits Settlements	19,04,599	10,000	19,14,599	21,33,274	..	21,33,274	23,82,299	..	23,82,299	16,87,597	..	16,87,597	31,30,628	..	31,30,628
OTHER COUNTRIES	1,25,67,434	..	1,25,67,434	1,42,58,261	..	1,42,58,261	2,88,44,412	..	2,88,44,412	1,18,07,726	..	1,18,07,726	1,08,91,109	..	1,08,91,109
TOTAL FOREIGN COUNTRIES	2,64,07,457	10,000	2,64,17,457	2,65,79,673	..	2,65,79,673	4,17,44,639	..	4,17,44,639	2,07,92,381	..	2,07,92,381	2,01,82,150	..	2,01,82,150
BRITISH INDIAN PORTS	1,89,348	..	1,89,348	3,82,817	..	3,82,817	2,98,745	..	2,98,745	2,70,837	..	2,70,837	59,091	..	59,091
FRENCH INDIAN PORTS	28,985	3,00,000	3,28,985	59,136	..	59,136	1,335	..	1,335	10,837	..	10,837	71,053	..	71,053
TOTAL INDIAN PORTS	2,18,333	3,00,000	5,18,333	4,41,453	..	4,41,453	3,00,080	..	3,00,080	2,81,674	..	2,81,674	1,30,144	..	1,30,144
GRAND TOTAL	2,66,25,790	3,10,000	2,89,35,790	2,70,21,126	..	2,70,21,126	4,20,14,719	..	4,20,14,719	2, 0,74,055	..	2,10,74,055	2,02,62,274	..	2,02,62,274

NOTE—The value figures in these tables originally given in French Currency in the returns of Pondicherry for 1929-30 and 1930-31 only have been converted respectively at the rate of 9.10 Francs = Re. 1 and 9 Francs = Re. 1.

QUANTITY and VALUE of PRINCIPAL and other ARTICLES of MERCHANDISE IMPORTED by SEA
from FOREIGN COUNTRIES, in each Official Year from 1927-28 to 1931-32

ARTICLES	QUANTITY					VALUE				
	1927-28	1928-29	1929-30	1930-31	1931-32	1927-28	1928-29	1929-30	1930-31	1931-32
Animals, living number	3	4	90	580
Apparel value	—	—	—	—	—	2,895	..	6,167	9,015	9,480
Arms, Ammunition and Military Stores—										
Gunpowder 100 kilogs	10	2,409	123
Building and Engineering materials—										
Bricks and tiles } 100 kilogs	2	1,332	480	..	136	..
. } number	200	2,200					
Candles 100 kilogs	7	30	15	23	14	450	2,046	1,766	2,688	2,426
Canes and Battsans 100 kilogs	49	31	25	57	38	5,880	3,750	555	4,104	2,800
Chemicals—										
Soda 100 kilogs	107	8	330	..	342	4,050	506	28,001	..	25,650
Other sorts 100 kilogs	4,789	5,059	4,439	4,372	3,525	4,02,288	3,99,268	4,39,682	1,55,767	2,03,640
Coal and Coke 100 kilogs	7	3	..	4	..	119	36	..	40	..
Coffee 100 kilogs	210	100	133	216	359	23,977	11,950	15,525	21,630	32,135
Dyeing and Tanning substances—										
Indigo 100 kilogs	..	64	283	167	103	..	21,565	30,792	10,229	10,526
Turmeric 100 kilogs	7	7	300	216	15
Earthenware and Porcelain—										
Earthenware } number	3,345	64	2,491	180	1,451	360	2,012
. } 100 kilogs	10	7	16					
Porcelain } 100 kilogs	152	90	27	9	29	8,568	4,827	2,713	1,080	2,060
Fruits and Vegetables—										
Onions 100 kilogs
Tamarind 100 kilogs
Furniture and Cabinetware value	—	—	—	—	—	12,094	14,992	3,464	9,530	7,945
Glass and Glassware 100 kilogs	127	67	92	39	27	10,045	3,414	6,666	3,440	2,635
Grain, Pulse, and Flour—										
Rice in the husk 100 kilogs
Rice not in the husk 100 kilogs	3,023	9,760	1,257	409	6,174	78,521	1,75,720	18,498	18,139	65,975
Flour 100 kilogs	320	383	280	360	221	18,554	29,327	18,164	54,950	15,631
Other sorts 100 kilogs	631	611	3	132	50	22,282	12,792	80	2,325	1,000
Gums and Resins 100 kilogs	721	840	920	1,020	270	59,319	89,655	1,00,050	85,340	18,355
Liquors—										
Spirit (arrack) Gals.
Wines and liqueurs } litres	118,604	114,296	131,332	1,95,799	1,61,457	1,56,770	2,24,663	1,18,312
. } 100 kilogs	1,582	1,627					
Metals and Ores 100 kilogs	27	66	45	43	444	1,933	12,144	6,105	7,830	31,674
Oils } 100 kilogs	41	80	109,450	149,865	106,739	29,06,459	23,74,679	22,92,043	31,19,485	20,97,234
. } litres	3,519,411	14,340,043					
Paper and Pasteboard } 100 kilogs	187	147	275	623	117	20,440	7,600	15,983	30,387	17,160
. } number	20					
Perfumery 100 kilogs	..	30	60	11	1,830	4,794	690	320
Pitch and Tar 100 kilogs
Plants, living value	—	—	—	—	—
Provisions and Oilman's stores—										
Ghee 100 kilogs
Vinegar } litres	3,800	4,705	5,345	2,375	1,835	1,844	2,400	1,250
. } 100 kilogs	98	166	129	141	123					
Other sorts litres	10,260	10,012	18,029	23,335	18,375
Seeds—										
Copras 100 kilogs	10	200
Groundnuts 100 kilogs	16	262
Spices—										
Betelnuts 100 kilogs	20,940	29,214	39,770	25,637	31,140	15,46,545	14,01,856	19,10,733	8,73,304	9,18,990
Pepper 100 kilogs	142	116	129	229	279	11,400	15,500	1,61,000	2,68,267	30,380
Other sorts 100 kilogs	1	3	5	33	46	18	200	365	890	1,478
Sugar—										
Refined Sugar 100 kilogs	364	758	192	294	3,381	10,100	21,787	20,740	5,041	1,22,686
Molasses 100 kilogs	..	5,070	8,000	7,000	7,500	..	42,250	60,333	71,982	1,01,830
Textiles—										
Cotton—										
Raw 100 kilogs	340	224	10	12	423	36,450	30,365	1,250	1,513	23,540
Manufactures 100 kilogs	391	409	380	690	1,412	1,42,975	1,20,540	94,363	1,35,276	2,74,856
Gunny bags 100 kilogs	153	153	100	57	91	13,045	15,346	8,310	4,220	9,760
Tobacco 100 kilogs	24	98	123	34	41	3,720	15,000	28,865	9,820	12,140
Wood and timber value	—	—	—	—	—	12,594	40,061	5,527	5,259	7,275
All other articles	—	—	—	—	—	1,07,675	90,676	87,302	1,11,844	6,74,278
TOTAL MERCHANDISE	—	—	—	—	—	57,05,836	51,34,002	55,63,465	53,03,943	48,64,428
TREASURE	—	—	—	—	—	70,000	54,000	3,500	4,97,020	15,48,047
TOTAL MERCHANDISE AND TREASURE	—	—	—	—	—	57,75,836	51,88,002	55,66,965	58,00,963	64,12,475

NOTE.—The value figures in these tables originally given in French Currency in the returns of Pondicherry for 1929-30 and 1930-31 only have been converted respectively at the rate of 9.10 Francs=Re. 1 and 9 Francs=Re. 1.

QUANTITY and VALUE of PRINCIPAL and other ARTICLES of MERCHANDISE (FOREIGN and INDIAN)
EXPORTED by SEA to FOREIGN COUNTRIES, in each Official Year from 1927-28 to 1931-32

ARTICLES	QUANTITY					VALUE				
	1927-28	1928-29	1929-30	1930-31	1931-32	1927-28	1928-29	1929-30	1930-31	1931-32
						R	R	R	R	R
Animals, living number	1,334	482	95	--	--	98,645	38,780	8,352	--	--
Apparel value	--	--	--	--	--	--	--	--	90	--
Chemicals 100 kilogs	--	--	--	28	--	--	--	--	8,188	--
Coffee 100 kilogs	16	3	6	--	30	2,160	550	1,173	--	4,880
Dyeing and Tanning substances—										
Indigo 100 kilogs	--	9	11	9	2	--	8,600	3,900	3,155	520
Turmeric 100 kilogs	3	6	--	--	--	75	180	50	--	--
Earthenware and Porcelain value	--	--	--	--	--	383	601	763	905	6,040
Fruits and Vegetables—										
Fresh Fruits and Vegetables—										
Onions 100 kilogs	15,360	12,170	11,640	7,060	15,106	2,39,022	1,81,091	70,081	41,959	1,20,852
Tamarind 100 kilogs	455	--	--	--	--	6,210	--	18	--	--
Furniture and cabinetware value	--	--	--	--	--	--	80	--	--	--
Glass and Glassware "	--	--	--	--	--	--	--	--	--	75
Grain, Pulse, and Flour—										
Rice not in the husk 100 kilogs	17,722	7,172	4,095	3,631	1,218	3,68,414	1,38,349	71,555	58,648	18,726
Wheat flour 100 kilogs	41	35	--	41	80	3,424	3,165	260	4,005	2,470
Other sorts 100 kilogs	12	10	37	19	7	239	247	940	477	200
Gums and Resins 100 kilogs	--	--	--	--	--	--	--	--	40	--
Liquors—										
Wines litres	24	--	675	--	--	90	--	270	4,344	--
" 100 kilogs	--	--	--	24	--	--	--	--	--	--
Metals and Ores 100 kilogs	--	--	--	--	1	--	--	--	--	660
Oils 100 kilogs	--	18	2	12	2	1,463	1,280	528	1,080	732
" litres	670	144	440	--	--	--	--	375	--	150
Paper and Pasteboard 100 kilogs	--	--	--	--	--	1,360	2,917	928	270	280
Perfumery Value	--	--	--	--	--	--	--	--	--	--
Provisions and Oilman's stores—										
Dry and salted 100 kilogs	388	405	163	57	350	8,065	34,654	5,544	5,715	6,255
Preserved 100 kilogs	8	19	123	79	1	125	621	10,785	2,760	690
Seeds—										
Groundnuts 100 kilogs	817,070	810,130	988,590	715,800	371,450	1,78,62,916	1,80,64,445	3,31,41,190	1,12,34,121	69,64,800
Spices—										
Betelnuts 100 kilogs	13	1	--	1	222	900	15	30	66	9,768
Chillies 100 kilogs	81	1	1	2	1	7,040	35	44	89	15
Other sorts 100 kilogs	4	6	--	29	1	269	352	140	1,111	140
Sugar 100 kilogs	--	--	--	--	--	--	20	--	--	--
Textiles—										
Cotton—										
Raw 100 kilogs	--	380	120	--	--	--	40,870	9,560	--	--
Manufactures 100 kilogs	152,410	8,487	27,988	38,681	32,022	75,48,060	77,45,735	80,99,344	91,59,320	86,96,235
Tobacco 100 kilogs	28	48	11	15	--	4,845	6,625	2,470	2,340	--
Wood and Timber 100 kilogs	--	--	--	--	3,230	--	--	--	--	3,876
All other articles value	--	--	--	--	--	7,58,796	2,85,511	2,76,900	2,65,198	42,94,716
TOTAL MERCHANDISE						2,64,07,457	2,65,79,673	4,17,14,338	2,07,92,381	2,01,32,130
TREASURE						10,000	--	--	--	--
TOTAL MERCHANDISE AND TREASURE						2,64,17,457	2,65,79,673	4,17,14,338	2,07,92,381	2,01,32,130

NOTE.—The value figures in these tables originally given in French Currency in the returns of Pondicherry for 1929-30 and 1930-31 only have been converted respectively at the rate of 9.10 Francs=Re. 1 and 9 Francs=Re. 1.

GENERAL IMPORTS
FRENCH POSSESSIONS

(650)

No. 7

QUANTITY and VALUE of PRINCIPAL and other ARTICLES of MERCHANDISE, IMPORTED by SEA
from INDIAN PORTS, in each Official Year from 1927-28 to 1931-32

ARTICLES	QUANTITY					VALUE				
	1927-28	1928-29	1929-30	1930-31	1931-32	1927-28	1928-29	1929-30	1930-31	1931-32
Animals, living number	3,160	3,475	R 11,800	R 12,900
Apparel value	—	—	—	—	—	—	150	1,800	—	82
Arms, Ammunition and Military stores— Guns number	7	..	1	230	..	270	..
Gunpowder value	—	—	—	—	—	..	50	100	..	90
Shots value	—	—	—	—	—	..	460	100	..	20
Building and Engineering materials— Bricks and tiles number	24,115	21,400	21,400	2,128	1,180	2,008
Candles 100 kilogs	82	28	27	25	139	16,280	1,740	3,207	2,887	10,48
Canes and Bannans— Canes and Bannans 100 kilogs	10	1,010
Bamboos Value	80
Chemicals— Soda Compounds 100 kilogs	595	41	50	48	304	20,152	2,618	1,800	1,628	9,36
Other sorts 100 kilogs	245	31	40	45	89	41,406	2,070	9,350	3,375	7,36
Coffee 100 kilogs	31	119	134	72	54	4,250	12,390	16,578	9,640	5,76
Dyeing and Tanning substances 100 kilogs	10	10	87	300	800	8,40
Earthenware and Porcelain value	—	—	—	—	—	40	9	56
Fruits and Vegetables— Coconuts number	10,775	530	..	357	12	..
Tamarind 100 kilogs	185	190	30	1	..	2,340	2,975
Onions 100 kilogs	150	40	1,000	400
Other sorts value	—	—	—	—	—
Furniture and Cabinetware "	—	—	—	—	—	423	5,285	495	1,080	1,37
Glass and Glassware "	—	—	—	—	—	260	240	2,188	1,135	21
Grain, Pulse, and Flour— Rice in the husk 100 kilogs	3,400	3,500	33,450	31,464
Rice not in the husk 100 kilogs	670	920	..	4,404	960	12,924	16,596	..	68,516	10,24
Flour 100 kilogs	673	915	930	118	34	21,557	27,896	27,970	11,551	5,39
Other sorts 100 kilogs	1,845	2,008	204	145	160	27,485	33,901	5,007	3,000	3,93
Gums and Resins 100 kilogs
Liquors— Spirit (arrack) gallons	2,200	2,400	..	486	309	2,280	3,000
Wines and Liqueurs litres	40,502	46,522	33,555	97,913	87,311	69,747	79,111	57,419
Metal and Ores 100 kilogs	3	6,413	2,120	1,614	840	145	1,26,084	82,417	44,040	36,285
Oils 100 kilogs	393	443	94	30	509	15,866	21,184	6,259	2,063	18,675
Paper and Pasteboard litres	3,325	294	663	359	594	16,160	24,135	39,075	21,095	41,075
Perfumery 100 kilogs	242	265
Pitch and Tar 100 kilogs	584	94	13	13	..	21,173	20,835	2,281	660	1,430
Plants, living value	30	30	750	800
Provisions and Oilman's stores— Ghi 100 kilogs	89	70	10,470	9,106
Vinegar litres	398	732	200	287	293	50
Other sorts 100 kilogs	25	185	34	17	13	2,005	18,637	3,059	2,975	1,350
Seeds— Copra 100 kilogs	4	11	80	174
Spices— Betelnuts 100 kilogs	2,352	2,300	2,000	2,786	2,516	1,01,708	1,18,962	86,986	1,22,595	1,17,349
Chillies 100 kilogs	60	135	..	4,500	5,000	..
Pepper 100 kilogs	1	3	9	5	13	60	500	11,000	6,007	1,520
Other sorts 100 kilogs	2	..	6	..	18	35	178	178	170
Stone and marble value	—	—	—	—	—	..	300
Sugar 100 kilogs	5,352	3,252	4,026	9,924	14,120	1,48,252	2,78,136	1,76,964	1,57,173	1,96,304
Textiles— Cotton— Raw 100 kilogs	13,655	9,970	6,920	15,180	19,638	17,18,311	13,25,060	5,70,412	18,27,330	10,82,340
Manufactures 100 kilogs	389	1,004	1,252	1,411	963	2,02,690	2,34,420	2,47,578	2,72,762	1,92,040
Jute— Manufactures— Gunny bags 100 kilogs	857	445	1,096	81	557	70,545	45,405	1,03,633	8,500	55,140
Tobacco 100 kilogs	142	146	17	1	1	10,550	13,860	8,924	150	225
Wood and timber value	—	—	—	—	—	4,090	120	80,413	21,456	..
All other articles "	—	—	—	—	—	4,62,763	2,22,415	94,033	87,756	17,88,237
TOTAL MERCHANDISE	—	—	—	—	—	30,97,245	27,71,507	16,12,565	27,64,108	36,09,366
TREASURE	—	—	—	—	—	5,05,000	..	1,65,600	13,000	5,68,805
TOTAL MERCHANDISE AND TREASURE	—	—	—	—	—	36,02,245	27,71,507	17,78,165	27,77,708	41,78,671

NOTE.—The value figures in these tables originally given in French Currency in the returns of Pondicherry for 1929-30 and 1930-31 only have been converted respectively at the rate of 9-10 francs = Re. 1 and 9 francs = Re 1.

QUANTITY and VALUE of PRINCIPAL and other ARTICLES of MERCHANDISE (FOREIGN and INDIAN)
EXPORTED by SEA to INDIAN PORTS, in each Official Year from 1927-28 to 1931-32

ARTICLES	QUANTITY					VALUE				
	1927-28	1928-29	1929-30	1930-31	1931-32	1927-28	1928-29	1929-30	1930-31	1931-32
						R	R	R	R	R
Chemicals 100 kilogs .	..	13	2,500
Coffee 100 kilogs .	8	14	4	875	1,600	1,040
Earthenware and Porcelain Value .	—	—	—	—	—	33,039	32,804	20,257	29,095	10,002
Fish (excluding Canned fish)—										
Fish, dry salted { 100 kilogs .	..	8	}	1,300
.. { Packets .	..	300					
Fruits and Vegetables—										
Coconuts { 100 kilogs	}	7,140	7,674
.. { number .	150,000	162,000					
Onions 100 kilogs .	110	14	..	20	..	1,750	210	..	142	..
Tamarind 100 kilogs .	70	..	8	12	..	700	..	90	120	..
Fruits, dried salted or preserved 100 kilogs	140	1,131
Furniture and Cabinetware Value .	—	—	—	—	—	..	485
Glass and Glassware Value .	—	—	—	—	—	..	60
Grain, Pulse and Flour—										
Flour 100 kilogs .	2	1	..	20	..	110	120	..	1,602	..
Rice in the husk 100 kilogs .	..	10	600	480	661	..	140	7,080	5,511	4,200
Rice not in the husk 100 kilogs .	..	9,238	8,400	7,190	601	..	1,80,985	1,42,521	1,14,600	8,524
Other sorts 100 kilogs .	450	500	7,460	7,800	..	30	..
Horns, tips and pieces of horn 100 kilogs .	..	8	400
Liquors—										
Spirit (arrack) litres .	..	1,540	2,800
Wines and Liqueurs { litres .	22,985	31,585	824	}	13,125	19,087	748	0,850
.. { 100 kilogs	38	55					
Machinery and Mill work Value .	—	—	—	—	—	1,027
Oil { litres .	..	100	}	15	..	72	..
.. { drums					
Perfumery 100 kilogs	2	240	..
Provisions and Oilman's stores—										
Dry and salted 100 kilogs	80	367	1,204	6,246	..
Vinegar litres .	..	600	255
Spices—										
Betelnuts 100 kilogs	206	235	770	18,450	5,880	23,010
Chillies 100 kilogs .	248	175	15,482	0,169
Pepper 100 kilogs .	92	51	..	88	10	2,405	1,474	..	1,404	247
Textiles—										
Cotton—										
Twist and yarn 100 kilogs .	..	10	2,140
Manufactures 100 kilogs .	130	107	20	116	8	31,955	20,250	5,598	23,390	2,020
Tobacco 100 kilogs	22	2,460	..
Wood and timber { 100 kilogs .	..	4,000	}	4,112
.. { Cubic metres .	..	9,500					
Other articles Value .	—	—	—	—	—	1,04,292	1,41,173	98,038	70,332	62,992
TOTAL MERCHANDISE	—	—	—	—	—	2,18,338	4,41,453	3,00,081	2,81,674	1,80,144
TREASURE	—	—	—	—	—	3,00,010
TOTAL MERCHANDISE AND TREASURE	—	—	—	—	—	5,18,348	4,41,453	3,00,081	2,81,674	1,80,144

Note.—The value figures in these tables originally given in French Currency in the returns of Pondicherry for 1929-30 and 1930-31 only have been converted respectively

Shipping Tables Nos. 1 to 11.

Note.—The tonnage figures in these tables represent net registered tonnage.

SHIPPING—FOREIGN TRADE

ABSTRACT TABLES

No. 1

TOTAL NUMBER and TONNAGE of VESSELS, including their repeated voyages, that ENTERED and CLEARED with CARGOES and in BALLAST, at PORTS in BRITISH INDIA, in each Official Year from 1927-28 to 1931-32

ENTERED

YEARS	BENGAL		BIHAR AND ORISSA		BOMBAY		SIND		MADRAS		BURMA		TOTAL		
	VES.	TONS	VES.	TONS	VES.	TONS	VES.	TONS	VES.	TONS	VES.	TONS	VES.	TONS	
WITH CARGOES—															
1927-28	Steam	312	1,139,119	640	2,465,823	292	835,888	984	2,179,641	348	978,078	2,571	7,598,561
	Sailing	6	1,078	185	18,470	192	18,544	147	18,298	84	404	564	51,764
1928-29	Steam	365	1,304,674	615	2,500,473	299	898,878	1,014	2,878,535	425	1,114,461	2,718	8,187,011
	Sailing	5	860	151	15,519	158	13,547	154	12,877	28	500	491	48,300
1929-30	Steam	308	1,098,088	645	2,728,985	277	853,450	1,015	2,361,668	481	1,284,907	2,721	8,327,041
	Sailing	3	471	150	15,191	198	17,998	156	11,949	31	2,166	538	47,771
1930-31	Steam	278	998,230	601	2,578,358	285	849,445	978	2,306,050	401	1,126,178	2,588	7,858,281
	Sailing	3	471	117	10,883	168	15,361	164	12,841	40	2,609	492	41,865
1931-32	Steam	212	805,970	589	2,580,876	260	767,506	919	2,123,166	398	1,110,784	2,328	7,387,802
	Sailing	3	518	110	11,383	214	19,875	140	11,055	46	3,017	522	42,953
IN BALLAST—															
1927-28	Steam	150	513,452	88	117,289	36	118,359	74	210,612	80	233,336	378	1,188,048
	Sailing	4	565	56	5,935	305	26,961	40	4,998	405	38,459
1928-29	Steam	121	388,014	3	8,626	45	171,240	53	156,899	94	257,843	101	264,431	417	1,247,053
	Sailing	1	290	77	7,138	270	20,580	72	11,938	420	39,941
1929-30	Steam	162	538,306	1	2,297	30	97,629	29	94,062	65	178,308	134	340,705	421	1,246,301
	Sailing	45	4,150	212	18,594	36	6,118	293	28,862
1930-31	Steam	106	369,141	2	5,910	29	135,797	24	69,214	36	122,457	148	375,237	340	1,077,756
	Sailing	107	10,558	170	17,014	61	6,266	338	33,383
1931-32	Steam	112	400,585	1	2,978	23	106,963	18	51,007	26	107,704	112	290,459	293	959,696
	Sailing	111	9,561	144	15,295	58	5,386	313	30,232
TOTAL—															
1927-28	Steam	462	1,652,571	678	2,583,112	328	949,242	1,058	2,390,253	428	1,211,409	2,949	8,786,587
	Sailing	6	1,078	189	19,035	248	24,479	452	40,259	74	5,402	969	90,253
1928-29	Steam	436	1,692,688	3	8,626	660	2,671,713	352	1,050,772	1,108	2,631,378	526	1,378,892	3,135	9,434,069
	Sailing	6	1,150	151	15,519	235	20,635	424	33,457	95	12,438	911	88,144
1929-30	Steam	465	1,636,344	1	2,297	675	2,826,614	306	947,512	1,080	2,584,970	615	1,625,612	3,142	9,578,346
	Sailing	3	471	150	15,191	243	22,148	368	30,543	67	8,284	831	76,637
1930-31	Steam	384	1,367,371	2	5,910	630	2,714,150	300	913,659	1,009	2,428,587	544	1,501,410	2,678	8,086,087
	Sailing	3	471	117	10,883	275	25,919	334	29,355	101	8,875	830	76,613
1931-32	Steam	324	1,206,555	1	2,978	562	2,637,389	278	818,513	945	2,230,870	510	1,401,243	2,620	8,297,498
	Sailing	3	518	110	11,383	325	26,420	293	26,350	104	8,403	835	73,065

No. 1—continued

TOTAL NUMBER and TONNAGE of VESSELS, including their repeated voyages, that ENTERED and CLEARED, with CARGOES and in BALLAST, at PORTS in BRITISH INDIA, in each Official Year from 1927-28 to 1931-32

CLEARED

YEARS	BENGAL		BIHAR AND ORISSA		BOMBAY		SIND		MADRAS		BURMA		TOTAL		
	ves.	tons	ves.	tons	ves.	tons	ves.	tons	ves.	tons	ves.	tons	ves.	tons	
WITH CARGOES—															
1927-28	Steam	478	1,737,168	422	1,688,802	315	924,657	961	2,025,017	496	1,452,812	2,667	7,828,466
	Sailing	6	917	104	11,751	262	23,949	500	46,658	120	18,676	902	96,946
1928-29	Steam	535	1,911,698	3	8,626	449	1,956,501	279	823,311	977	2,163,948	561	1,498,519	2,804	8,367,598
	Sailing	5	860	81	8,099	268	24,345	472	40,887	137	16,967	903	91,108
1929-30	Steam	582	1,906,980	1	2,297	474	2,086,588	241	731,186	1,012	2,364,783	629	1,686,886	2,889	8,778,665
	Sailing	3	478	66	8,425	296	26,956	392	35,874	96	10,842	878	82,070
1930-31	Steam	398	1,455,792	2	5,910	433	1,938,856	253	726,556	906	2,063,842	533	1,593,108	2,525	7,320,064
	Sailing	3	471	78	8,089	359	33,420	323	31,804	152	12,870	920	86,504
1931-32	Steam	303	1,298,450	1	2,978	429	2,188,882	207	564,484	806	1,718,103	533	1,716,216	2,389	7,484,153
	Sailing	3	518	69	6,552	365	31,092	269	24,802	137	13,137	843	76,101
IN BALLAST—															
1927-28	Steam	60	198,218	61	240,467	32	101,757	61	162,161	19	71,157	233	778,760
	Sailing	8	324	14	1,754	2	12	24	2,590
1928-29	Steam	75	245,147	70	253,734	56	176,944	65	176,976	11	39,327	277	892,628
	Sailing	1	250	5	371	22	2,865	2	24	30	3,510
1929-30	Steam	54	188,086	72	277,934	54	183,792	46	138,192	22	88,553	248	876,507
	Sailing	1	56	2	114	18	1,274	2	18	23	1,462
1930-31	Steam	67	228,380	65	247,762	65	228,364	43	124,059	15	42,266	255	871,331
	Sailing	1	149	4	408	1	22	47	3,107	53	3,686
1931-32	Steam	41	162,326	54	215,336	42	130,379	27	85,290	9	29,244	178	628,076
	Sailing	1	56	1	110	42	4,198	3	17	47	4,381
TOTAL—															
1927-28	Steam	533	1,935,386	483	1,920,269	347	1,026,414	1,022	2,187,178	515	1,523,969	2,900	8,602,216
	Sailing	6	917	104	11,751	270	24,773	514	48,407	122	13,688	1,016	99,536
1928-29	Steam	610	2,156,840	3	8,626	519	2,210,235	335	1,005,255	1,042	2,345,924	572	1,583,346	3,081	9,260,226
	Sailing	5	860	82	8,349	273	24,716	494	43,702	139	16,991	993	94,612
1929-30	Steam	586	2,095,016	1	2,297	546	2,364,467	295	914,978	1,058	2,502,976	651	1,776,439	3,137	9,655,172
	Sailing	3	478	67	8,481	298	27,070	410	36,648	98	10,860	666	83,532
1930-31	Steam	465	1,684,172	2	5,910	498	2,231,618	318	955,420	949	2,187,901	543	1,635,374	2,780	8,700,395
	Sailing	4	620	82	8,447	360	33,443	375	34,911	162	12,870	973	90,290
1931-32	Steam	404	1,460,776	1	2,978	483	2,399,718	249	694,313	833	1,803,483	542	1,745,460	2,512	8,107,228
	Sailing	3	518	70	6,608	366	31,202	311	29,000	140	13,154	890	80,482

EACH COUNTRY

CRAFT, including their repeated voyages, that ENTERED with CARGOES and in BALLAST from each COUNTRY, Year from 1927-28 to 1931-32

1929-30				1930-31				1931-32				COUNTRIES WHENCE ENTERED				
In Ballast		Total		With Cargoes		In Ballast		Total		With Cargoes			In Ballast		Total	
ves.	tons	ves.	tons	ves.	tons	ves.	tons	ves.	tons	ves.	tons		ves.	tons	ves.	tons
2	7,911	440	2,050,568	430	2,007,644	9	27,887	439	2,035,531	416	2,021,722	16	72,033	432	2,003,755	Steam } UNITED KINGDOM AND BRITISH POSSESSIONS--
..	Sailing } UNITED KINGDOM
..	Steam } GIBRALTAR
..	..	1	4,277	1	1,140	1	1,140	Steam } MALTA AND GOZO
6	13,796	40	119,208	23	70,257	1	4,166	24	74,423	36	111,687	4	11,330	40	123,017	Steam } ADEN AND DEPENDENCIES
1	275	1	275	1	49	1	49	1	49	1	49	Sailing } BAHRAIN ISLANDS
..	2	6,445	2	6,445	Steam } MALDIVES
2	338	8	840	3	288	3	288	1	125	3	202	4	327	Sailing } CEYLON
5	443	12	1,046	8	788	2	111	10	809	9	819	12	1,492	21	2,311	Sailing } STRAITS SETTLEMENTS (INCLUDING LABUAN)
128	832,234	664	759,615	491	363,581	98	263,740	589	627,327	462	334,626	100	281,292	562	615,918	Sailing } FEDERATED MALAY STATES
228	23,588	384	36,814	152	11,309	191	22,150	343	33,459	139	10,284	15	18,357	204	23,641	Steam } BRITISH BORNEO
68	150,926	834	772,654	253	654,756	48	122,823	299	777,579	240	614,496	24	66,645	264	681,141	Steam } HONGKONG
4	10,077	16	39,495	4	11,217	5	15,229	9	26,446	28	2,523	3	286	31	2,814	Sailing } NIGERIA (including B. CAMEROONS)
2	5,861	8	25,769	9	27,966	9	27,966	8	26,940	8	26,940	Steam } CAPE OF GOOD HOPE
13	30,938	24	68,280	10	24,502	6	13,071	16	37,573	6	17,172	6	17,172	Steam } NATAL
..	1	2,538	1	2,538	2	5,076	2	5,076	Sailing } MAURITIUS AND DEPENDENCIES (including SEYCHELLES)
2	5,991	80	239,841	61	182,407	3	11,084	64	193,491	44	149,108	1	2,134	45	151,222	Steam } KENYA COLONY (including ZANZIBAR AND PEMBA)
7	29,030	11	42,729	1	4,835	8	36,341	9	41,176	2	4,984	7	31,557	9	36,541	Sailing } TANGANYIKA TERRITORY
5	21,476	15	47,780	10	25,670	4	15,480	14	41,150	5	18,629	5	18,997	10	37,626	Steam } SOMALILAND PROTECTORATE
2	6,286	2	6,286	1	49	11	1,474	5	397	4	13,500	5	16,952	Steam } ANGLO-EGYPTIAN SUDAN
..	Steam } CANADA
..	..	2	364	2	363	2	363	1	39	1	39	Sailing } BRITISH WEST INDIA ISLANDS
..	..	1	2,157	1	2,157	1	4,146	2	6,308	Steam } BRITISH GUIANA
..	..	6	19,811	4	13,249	4	13,249	1	4,800	1	3,178	2	7,978	Steam } AUSTRALIAN COMMONWEALTH
1	2,170	1	2,170	1	3,912	1	3,912	Steam } TERRITORY OF PAPUA (B. NEW GUINEA)
9	30,905	88	392,533	58	293,407	5	23,258	63	310,665	36	258,165	2	6,048	38	263,213	Steam } NEW ZEALAND
2	7,443	3	12,903	3	16,380	3	16,380	1	3,227	1	5,400	2	8,627	Steam } FIJI ISLANDS
..	1	2,170	1	2,170	1	3,912	1	3,912	Steam } TOTAL UNITED KINGDOM AND BRITISH POSSESSIONS
241	664,044	1,734	4,605,071	1,355	3,682,029	193	562,773	1,548	4,244,802	1,261	3,578,261	109	525,052	1,430	4,101,393	Sailing } FOREIGN COUNTRIES--
236	24,639	419	40,520	195	15,959	202	23,021	397	38,980	184	14,181	173	20,337	357	34,518	Steam } RUSSIA
477	688,683	2,153	4,645,591	1,550	3,697,988	395	585,794	1,945	4,283,782	1,445	3,590,402	342	545,339	1,787	4,135,851	Steam } FINLAND
1	3,153	10	38,209	22	87,161	2	7,484	24	94,045	13	38,480	13	38,480	Steam } GEORGIA
..	..	8	35,248	7	28,805	7	28,805	14	60,966	14	60,966	Steam } SWEDEN
..	..	10	32,082	12	38,480	12	38,480	17	55,231	17	55,231	Steam } NORWAY
..	..	19	60,922	16	59,399	16	59,399	9	31,540	9	31,540	Steam } DENMARK
1	2,692	1	2,692	Steam } POLAND
..	2	5,572	2	5,572	Steam } GERMANY
3	10,000	174	738,314	153	657,903	6	26,898	159	684,803	114	482,041	11	52,347	125	534,388	Steam } NETHERLANDS
..	..	14	62,340	21	94,789	21	94,789	20	82,599	1	5,208	21	87,807	Sailing } BELGIUM
1	3,924	31	136,246	25	109,101	25	109,101	15	64,001	15	64,001	Steam } FRANCE
1	4,283	33	136,629	28	124,327	1	5,077	29	129,404	24	107,980	2	9,592	26	117,522	Steam } SPAIN
..	..	10	28,620	6	16,714	6	16,714	1	2,337	1	3,784	2	6,121	Steam } PORTUGAL
..	Sailing } ITALY
2	7,353	97	411,656	84	337,420	84	337,420	32	330,047	1	2,948	83	338,995	Steam } FIUMI
..	..	1	4,193	1	3,111	1	3,111	Steam } AUSTRIA
..	1	3,111	1	3,111	Steam } ROUMANIA
..	..	1	3,935	1	5,259	1	5,259	Steam } GREECE
..	1	3,445	1	3,445	Steam } TURKEY, EUROPEAN
..	Steam } TURKEY, ASIATIC
..	Sailing } ..

ABSTRACT TABLES
SHIPPING

(657)

No. 2—continued

TRADE WITH
TOTAL NUMBER and TONNAGE of BRITISH, BRITISH INDIAN, and FOREIGN VESSELS, and NATIVE
at PORTS in BRITISH INDIA, in each Official

COUNTRIES WHENCE ENTERED	1927-28						1928-29						1929		
	With Cargoes		In Ballast		Total		With Cargoes		In Ballast		Total		With Cargoes		
	ves.	tons	ves.	tons	ves.	tons	ves.	tons	ves.	tons	ves.	tons	ves.	tons	
FOREIGN COUNTRIES—contd.															
ARABIA	Steam	44	94,888	15	44,770	59	139,658	19	39,004	18	50,127	37	89,131	14	37,005
	Sailing	142	14,298	25	3,239	167	17,532	146	15,759	34	4,218	180	19,977	153	16,680
IRAQ	Steam	151	287,059	9	20,038	160	307,097	140	270,705	7	17,638	147	288,338	124	238,559
	Sailing	198	20,768	28	3,134	226	23,902	111	10,546	34	3,006	145	13,552	126	11,670
PERSIA	Steam	87	277,042	7	16,580	94	293,622	94	313,531	6	15,655	100	329,186	75	259,844
	Sailing	27	1,118	9	479	36	1,597	47	2,457	10	430	57	2,887	40	2,037
HEZJAM ISLAND	Steam
SUMATRA	Steam	21	39,274	17	46,193	38	85,467	20	42,782	10	25,037	30	67,819	12	20,890
JAVA	Steam	121	433,622	3	9,165	124	442,787	137	475,778	10	53,653	153	529,436	157	571,203
BORNEO (DUTCH)	Steam	18	53,295	18	53,295	15	37,281	15	37,281	9	21,865
CELEBES AND OTHER ISLANDS	Steam	3	3,245	4	15,839	7	24,087	2	5,891	7	11,036	9	10,927	3	5,843
SIAM	Steam	20	15,311	20	15,311	23	21,689	23	21,689	20	15,615
	Sailing	34	404	15	152	49	556	19	145	23	215	42	361	22	171
INDO-CHINA (including COCHIN-CHINA, CAMBODIA, ANNAM AND TONKIN)	Steam	19	33,616	2	9,349	21	97,965	33	125,112	1	5,066	34	130,178	18	36,363
PHILIPPINES	Steam	5	20,004	5	20,004	5	19,146	12	42,734	17	61,830	3	3,904
FORMOSA	Steam	1	2,744	1	2,744
CHINA (EXCLUSIVE OF HONG-KONG AND MACAO)	Steam	27	78,369	10	43,420	37	122,289	31	89,261	5	16,552	36	105,813	34	107,524
KOREA	Steam	1	3,149	1	3,149
JAPAN	Steam	186	666,679	19	64,642	205	731,321	198	760,275	7	21,321	205	781,596	210	800,660
EGYPT	Steam	7	23,130	33	93,219	40	116,349	11	38,235	46	128,956	57	167,191	7	23,010
TUNIS	Steam	2	5,442	2	5,442
ALGERIA	Steam
PORTUGUESE EAST AFRICA	Steam	4	10,330	11	33,485	15	43,865	3	9,537	7	25,496	10	35,033	2	6,264
	Sailing	6	715	6	715	3	422	3	422	3	980
MADAGASCAR	Steam	1	3,724	1	3,724	2	7,448
	Sailing	6	619	6	619	2	283	2	283	1	135
REUNION	Steam
GERMAN EAST AFRICA	Steam
ITALIAN EAST AFRICA (ERITREA AND SOMALILAND)	Steam	6	19,149	6	19,149	7	18,546	1	2,732	8	21,278	11	29,013
	Sailing	2	80	2	80	2	80	2	80	5	241
FRANCO SOMALILAND	Steam	1	3,172	1	3,172	2	5,657	3	15,673	5	21,330	3	6,208
UNITED STATES OF AMERICA	Steam	124	479,295	2	22,093	126	501,388	133	510,036	4	32,117	142	542,153	120	469,159
	Sailing
CUBA	Steam	2	3,808	2	3,808
WEST INDIES	Steam
MEXICO	Steam	1	3,414	1	3,414
CHILE	Steam	1	2,039	1	2,039	1	3,152	1	3,152	5	13,453
BRAZIL	Steam	1	3,034
PERU	Steam
ARGENTINE REPUBLIC	Steam	3	6,244	1	3,067	4	9,311	1	2,775
ISLANDS IN THE PACIFIC	Steam
TOTAL FOREIGN COUNTRIES	Steam	1,187	3,955,181	149	477,137	1,336	4,432,318	1,250	4,307,862	173	538,450	1,423	4,846,312	1,228	4,386,021
	Sailing	415	37,997	77	7,004	492	45,001	331	29,337	101	7,370	432	37,707	355	31,394
	Total	1,602	3,993,178	226	484,141	1,828	4,477,319	1,581	4,337,699	274	545,820	1,855	4,884,019	1,583	4,417,915
TOTAL UNITED KINGDOM, BRITISH POSSESSIONS, AND FOREIGN COUNTRIES	Steam	2,571	7,593,539	378	1,183,048	2,949	8,776,587	2,718	8,187,016	417	1,247,053	3,135	9,434,069	2,721	8,327,043
	Sailing	564	51,794	405	33,459	969	90,258	491	43,303	420	39,941	911	83,244	533	47,775
	Total	3,135	7,645,333	783	1,216,507	3,918	8,866,845	3,209	8,230,319	837	1,286,994	4,046	9,517,313	3,254	8,374,818

EACH COUNTRY

CRAFT, including their repeated voyages, that ENTERED with CARGOES and in BALLAST from each COUNTRY, Year from 1927-28 to 1931-32—continued

		1930-31								1931-32						COUNTRIES WHENCE ENTERED	
In Ballast		Total		With Cargoes		In Ballast		Total		With Cargoes		In Ballast		Total			
ves.	tons	ves.	tons	ves.	tons	ves.	tons	ves.	tons	ves.	tons	ves.	tons	ves.	tons		
13	38,901	27	75,908	13	34,902	10	81,308	23	66,210	15	38,778	7	19,271	22	58,046	Steam	ARABIA
25	2,726	178	19,406	168	15,475	69	7,728	232	23,203	197	18,287	53	4,081	250	23,268	Sailing	
15	41,833	139	250,892	115	229,482	9	23,062	124	251,544	123	240,875	5	12,357	128	253,232	Steam	IRAQ
10	504	186	12,574	77	7,777	23	2,089	100	9,866	88	7,175	49	4,099	132	11,274	Sailing	
9	30,015	84	239,850	68	219,438	6	28,210	74	242,348	56	187,606	2	6,345	58	193,951	Steam	PERSIA
10	379	50	2,416	30	1,205	12	460	42	1,665	29	1,426	7	369	86	1,795	Sailing	
1	1,874	1	1,874	1	374	1	374	Steam	HEWJAM ISLAND
15	85,612	27	56,502	5	10,744	12	20,966	17	39,840	9	9,470	12	21,166	21	30,645	Steam	SUMATRA
87	112,446	104	683,048	161	543,975	18	51,132	179	595,107	80	279,686	10	37,338	90	317,024	Steam	JAVA
..	..	9	21,865	12	29,876	12	29,876	10	33,481	10	33,481	Steam	BORNEO (DUTCH)
8	18,234	11	23,577	11	40,552	8	21,956	19	62,508	2	7,645	5	17,354	7	24,999	Steam	CELEBES AND OTHER ISLANDS
..	..	20	15,615	22	27,747	22	27,747	20	33,407	1	4,864	21	37,771	Steam	SIAM
12	214	34	385	17	287	82	540	49	827	18	489	31	446	49	935	Sailing	
8	11,464	21	98,327	17	84,085	17	84,035	19	85,502	2	6,390	21	91,892	Steam	INDO-CHINA (EXCLUSIVE OF COCHIN-CHINA, CAMBODIA, ANNAM AND TONKIN)
8	23,479	11	37,383	3	10,967	4	12,785	7	23,752	1	3,397	1	3,397	Steam	PHILIPPINES
..	3	10,231	3	10,231	Steam	FORMOSA
17	44,531	51	152,055	37	110,442	13	31,197	50	141,639	69	211,257	21	58,999	90	270,256	Steam	CHINA (EXCLUSIVE OF HONGKONG AND MACAO)
1	4,266	1	4,266	Steam	KOREA
24	82,515	234	883,175	203	783,806	34	124,050	237	908,525	203	804,244	9	32,327	212	837,071	Steam	JAPAN
4	13,453	11	36,468	7	21,250	6	10,163	13	40,413	1	4,845	17	54,405	18	59,250	Steam	EGYPT
..	Steam	TUNIS
..	Steam	ALGERIA
5	21,384	7	27,648	1	2,224	10	41,604	11	43,828	1	4,120	6	22,043	7	26,163	Steam	PORTUGUESE EAST AFRICA
..	..	8	960	3	402	8	402	8	1,037	8	1,037	Sailing	
..	2	4,767	2	4,767	Steam	MADAGASCAR
..	..	1	195	4	394	4	394	2	218	2	218	Sailing	
..	Steam	REUNION
..	Steam	GERMAN EAST AFRICA
1	2,950	12	31,963	21	60,429	21	60,429	11	32,399	11	32,399	Steam	ITALIAN EAST AFRICA (ERITREA AND SOMALILAND)
..	..	5	241	3	166	3	166	1	40	1	40	Sailing	
2	5,854	5	12,062	2	5,517	2	5,517	2	7,108	2	7,108	Steam	FRENCH SOMALILAND
7	52,357	127	521,516	108	397,362	6	69,736	114	467,098	132	505,604	4	40,511	136	555,115	Steam	UNITED STATES OF AMERICA
..	Sailing	
..	3,650	1	3,650	Steam	CUBA
..	Steam	WEST INDIES
..	Steam	MEXICO
..	..	5	13,453	1	2,727	1	2,727	Steam	CHILE
..	..	1	3,084	Steam	BRAZIL
..	1	3,171	1	3,171	Steam	PERU
..	..	1	2,775	Steam	ARGENTINE REPUBLIC
..	1	3,455	1	3,455	Steam	ISLANDS IN THE PACIFIC
180	582,137	1,408	4,968,158	1,188	4,176,252	147	514,983	1,330	4,691,235	1,067	3,761,521	123	434,644	1,190	4,196,165	Steam	TOTAL FOREIGN COUNTRIES
57	4,223	412	36,117	297	25,706	136	10,817	433	36,523	338	28,072	140	9,895	478	38,567	Sailing	
237	586,360	1,820	5,004,275	1,485	4,201,958	283	525,800	1,763	4,727,758	1,405	3,790,193	263	444,539	1,668	4,234,732	Total	
421	1,246,181	3,142	9,573,229	2,638	7,858,281	340	1,077,756	2,878	8,936,037	2,328	7,337,802	292	959,696	2,620	8,297,498	Steam	TOTAL UNITED KINGDOM, BRITISH POSSESSIONS AND FOREIGN COUNTRIES
293	23,362	831	76,637	492	41,665	318	33,838	830	75,503	532	42,853	313	30,232	835	78,085	Sailing	
714	1,275,043	3,973	9,649,866	3,030	7,899,946	678	1,111,594	3,708	9,011,540	2,860	7,380,655	605	989,928	3,465	8,370,583	Total	

TOTAL NUMBER and TONNAGE of BRITISH, BRITISH INDIAN, and FOREIGN VESSELS, and NATIVE from PORTS in BRITISH INDIA, in each Official

COUNTRIES TO WHICH CLEARED	1927-28						1928-29								
	With Cargoes		In Ballast		Total		With Cargoes		In Ballast		Total		With Cargoes		
	ves.	tons	ves.	tons	ves.	tons	ves.	tons	ves.	tons	ves.	tons	ves.	tons	
FOREIGN COUNTRIES—contd.															
ARABIA	Steam	38	87,789	18	34,111	46	121,900	30	69,832	9	24,727	39	94,559	26	68,026
	Sailing	276	28,485	3	362	279	28,850	248	24,463	2	256	250	24,719	252	25,001
IRAQ	Steam	114	221,427	6	15,029	120	236,456	104	200,837	4	10,544	108	211,381	107	212,404
	Sailing	20	2,319	3	306	23	2,685	20	2,155	1	25	21	2,180	24	2,654
PERSIA	Steam	52	135,211	45	144,678	97	279,889	32	108,869	61	197,918	93	306,787	28	101,287
	Sailing	44	4,383	2	96	46	4,479	60	5,970	2	90	62	5,760	71	6,150
BENJAN ISLAND	Steam	1	1,342	1	1,342	1	1,874
	Sailing
SUMATRA	Steam	37	88,034	27	85,838	64	173,872	28	45,122	17	43,481	45	88,603	35	56,231
JAVA	Steam	51	180,863	38	132,105	89	312,968	62	223,247	49	162,288	111	385,535	95	353,772
	Sailing
BOERNE (DUTCH)	Steam	3	9,362	3	9,362	1	3,161	2	4,832	3	7,993
CELEBES AND OTHER ISLANDS	Steam	2	4,498	1	2,753	3	7,251
SIAM	Steam	19	12,498	4	8,782	23	21,280	14	11,196	14	11,196	19	12,452
	Sailing	54	442	2	12	56	454	58	444	2	24	60	468	42	356
INDO-CHINA (INCLUDING COCHIN-CHINA, CAMBODIA, ANNAM, AND TONKIN)	Steam	13	67,442	7	19,504	20	86,946	12	62,782	4	12,377	16	75,159	12	60,703
	Sailing
PHILIPPINES	Steam	9	36,533	9	36,533	13	40,516	5	15,853	18	56,369	11	35,151
ALGERIA	Steam
FRENCH INDIA (EXCLUSIVE OF HONGKONG AND MACAO)	Steam	2	5,096	2	5,096	4	13,075
	Sailing	92	95,357	92	95,357	49	146,419	49	146,419	38	229,515
SOMRA	Steam	1	2,343	1	2,343	5	15,597	5	15,597	3	11,525
JAPAN	Steam	232	829,078	3	11,174	235	840,252	254	953,743	254	953,743	275	1,029,558
EGYPT	Steam	36	98,507	3	14,209	39	112,716	33	101,234	2	978	35	102,212	21	69,550
MOROCCO	Steam	1	10,135	1	10,135
FRENCH WEST AFRICA	Steam	1	1,855	1	1,855
PORTUGUESE EAST AFRICA	Steam	4	8,215	1	2,175	5	10,390
	Sailing	10	1,142	10	1,142	8	871	8	871	13	1,589
MADAGASCAR	Steam
Sailing	5	556	5	556	5	661	5	661	4	356	
REUNION	Steam
GERMAN EAST AFRICA	Steam
ITALIAN EAST AFRICA (ERITREA AND SOMALILAND)	Steam
	Sailing	3	214	3	214	3	109	3	109	4	160
FRENCH SOMALILAND	Steam	1	3,492	1	3,492	1	2,157	1	2,157
	Sailing
UNITED STATES OF AMERICA	Steam	140	528,451	6	45,932	146	574,383	166	640,948	6	35,557	172	676,505	180	676,695
	Sailing
CUBA	Steam	19	48,716	19	48,716	13	37,571	13	37,571	13	35,871
	Sailing
COLOMBIA	Steam	1	4,075	1	4,075
BRAZIL	Steam	2	6,916	2	6,916	6	21,126	6	21,126	2	8,346
URUGUAY	Steam	5	16,723	5	16,723	2	7,543	2	7,543	1	2,903
ARGENTINE REPUBLIC	Steam	10	34,487	10	34,487	10	31,353	10	31,353	14	42,098
	Sailing
CHILE	Steam	2	6,301	2	6,301	1	2,044	1	2,044	2	6,461
	Sailing
PERU	Steam	1	2,383	1	2,383	1	2,383	1	2,383	1	3,161
	Sailing
EQUADOR	Steam	4	11,471	4	11,471	4	14,819
OTHER ISLANDS IN THE PACIFIC	Steam	1	3,757
FRENCH EQUATORIAL AFRICA	Sailing
TOTAL FOREIGN COUNTRIES	Steam	1,304	4,349,397	171	585,029	1,475	4,934,426	1,371	4,754,221	178	583,038	1,549	5,337,259	1,392	4,880,655
	Sailing	412	37,544	10	336	422	38,380	405	34,939	7	395	412	35,334	411	36,583
	Total	1,716	4,386,941	181	585,365	1,897	4,972,806	1,776	4,789,160	185	583,433	1,961	5,372,593	1,803	4,917,238
TOTAL UNITED KINGDOM, BRITISH INDIAN POSSESSIONS, AND FOREIGN COUNTRIES	Steam	2,667	7,828,456	233	773,760	2,900	8,602,216	2,804	8,367,592	277	802,428	3,081	9,260,226	2,889	8,778,665
	Sailing	992	96,946	24	2,590	1,016	99,536	968	91,108	30	3,510	998	94,618	873	82,070
	Total	3,659	7,925,402	257	776,350	3,916	8,701,752	3,772	8,458,700	307	805,938	4,079	9,354,844	3,762	8,860,735

EACH COUNTRY

CRAFT, including their repeated voyages, that CLEARED with CARGOES and in BALLAST to each COUNTRY,
Year from 1927-28 to 1931-32—continued

1929-30				1930-31						1931-32						COUNTRIES TO WHICH CLEARED	
In Ballast		Total		With Cargoes		In Ballast		Total		With Cargoes		In Ballast		Total			
ves.	tons	ves.	tons	ves.	tons	ves.	tons	ves.	tons	ves.	tons	ves.	tons	ves.	tons		
6	19,058	32	87,084	24	64,246	4	14,389	28	78,585	22	55,970	1	3,751	23	59,721	Steam	FOREIGN COUNTRIES— contd.
2	102	254	25,103	200	23,688	4	345	294	29,033	305	26,936	1	56	306	26,992	Sailing	
6	11,687	118	224,091	105	205,168	5	14,286	110	219,464	110	213,661	4	9,271	114	222,932	Steam	IRAQ
..	..	24	2,654	52	5,951	1	85	53	6,036	56	8,008	1	110	57	8,118	Sailing	
51	170,104	79	271,341	21	70,705	46	145,847	67	216,352	19	67,536	41	129,538	60	197,069	Steam	PERSIA
..	..	71	6,159	70	5,867	1	131	71	5,998	32	2,635	32	2,635	Sailing	
..	..	1	1,374	Steam	HRENJAM ISLAND
..	Sailing	
25	74,565	60	130,796	28	46,767	16	49,764	44	96,531	33	57,333	6	20,668	39	78,001	Steam	SUMATRA
40	147,234	135	501,006	96	361,172	45	155,449	141	516,621	48	182,229	19	68,051	67	250,280	Steam	JAVA
..	5	Sailing	
1	3,006	1	3,006	1	2,729	1	4,800	2	7,529	Steam	BORNEO (DUTCH)
3	10,114	3	10,114	4	18,261	4	18,261	Steam	CELEBES AND OTHER ISLANDS
1	15,988	20	23,440	20	23,679	1	2,561	21	26,240	8	5,255	3	7,146	11	12,401	Steam	
2	18	44	374	78	812	78	812	59	614	3	17	61	631	Sailing	SIAM
..	..	12	60,703	12	57,543	12	57,543	13	68,447	1	2,162	14	70,609	Steam	INDO-CHINA (INCLUDING COCHIN-CHINA, CAMBODIA, ANNAM, AND TONKIN)
..	Sailing	
5	26,722	16	61,873	5	15,479	5	15,479	4	17,391	4	17,182	8	35,079	Steam	PHILIPPINES
..	1	4,206	4,206	Steam	ALGERIA
..	..	4	13,075	1	Steam	FORMOSA
1	2,820	84	232,335	100	318,124	1	3,242	101	316,366	123	357,201	2	3,781	125	360,982	Steam	CHINA (EXCLUSIVE OF HONGKONG AND MACAO)
..	..	3	11,525	Steam	KOREA
1	3,199	276	1,032,757	245	912,431	1	3,230	246	915,661	233	391,108	5	18,526	238	909,634	Steam	JAPAN
3	7,375	24	76,925	6	19,156	5	16,895	11	35,551	75	52,636	2	8,480	17	61,116	Steam	EGYPT
..	Steam	MOROCCO
..	Steam	FRENCH WEST AFRICA
1	2,498	1	2,498	3	6,335	1	3,201	4	9,536	1	2,619	1	2,619	Steam	PORTUGUESE EAST AFRICA
..	..	13	1,539	7	887	7	887	6	619	6	819	Sailing	
..	Steam	MADAGASCAR
..	..	4	356	1	113	1	113	1	113	1	113	Sailing	
..	Steam	REUNION
..	Steam	GERMAN EAST AFRICA
4	10,282	4	10,282	2	6,316	2	6,316	1	2,527	2	7,464	3	9,991	Steam	ITALIAN EAST AFRICA (ERITREA AND SOMALILAND)
..	..	4	180	3	180	3	180	1	40	1	40	Sailing	
..	1	3,291	1	3,291	Steam	FRENCH SOMALILAND
..	Sailing	
3	33,243	188	709,938	143	518,736	6	46,483	149	565,219	144	564,869	9	61,993	153	626,862	Steam	UNITED STATES OF AMERICA
..	Sailing	
..	..	13	35,871	16	48,455	16	48,455	15	46,087	15	46,037	Steam	CUBA
..	Sailing	
..	2	6,575	2	6,575	Steam	COLOMBIA
..	..	2	8,346	1	3,153	1	3,153	1	3,149	1	4,247	2	7,396	Steam	BRAZIL
..	..	1	2,903	Steam	URUGUAY
1	3,128	15	46,121	14	49,678	14	49,078	12	38,754	12	38,754	Steam	ARGENTINE REPUBLIC
..	Sailing	
..	..	2	6,461	1	3,608	1	3,608	1	3,005	1	3,005	Steam	CHILE
..	Sailing	
..	..	1	3,161	2	6,323	2	6,323	1	2,383	1	2,383	Steam	PERU
..	Sailing	
..	..	4	14,819	3	9,465	3	9,465	1	2,035	1	2,035	Steam	EQUADOR
..	..	1	3,957	1	478	Steam	OTHER ISLANDS IN THE PACIFIC
..	Sailing	
171	614,315	1,563	5,494,970	1,238	4,322,633	162	565,944	1,394	4,888,577	1,174	4,143,002	124	461,775	1,298	4,604,777	Steam	TOTAL FOREIGN COUNTRIES
4	120	415	36,703	502	42,976	6	561	508	43,537	480	38,965	5	153	494	39,148	Sailing	
175	614,435	1,978	5,531,673	1,740	4,365,609	162	566,505	1,902	4,932,114	1,663	4,181,967	129	461,928	1,792	4,643,925	Total	
248	876,507	3,137	9,655,172	2,525	7,829,064	255	871,331	2,780	8,700,395	2,339	7,484,153	173	623,075	2,512	8,107,228	Steam	TOTAL UNITED KINGDOM, BRITISH POSSESSIONS, AND FOREIGN COUNTRIES.
23	1,462	896	53,532	920	86,604	63	3,636	973	90,290	843	78,101	47	4,381	890	80,482	Sailing	
271	877,969	4,033	9,738,704	3,445	7,915,668	308	875,017	3,753	8,790,685	3,182	7,560,254	220	627,456	3,402	8,187,711	Total	

ABSTRACT TABLES
SHIPPING

(663)

No. 4

NATIONALITY

TOTAL NUMBER and TONNAGE of VESSELS of each NATION, including their repeated voyages, that ENTERED

NATIONALITY OF VESSELS	1927-28						1928-29						With Cargoes		
	With Cargoes		In Ballast		Total		With Cargoes		In Ballast		Total				
	ves.	tons	ves.	tons	ves.	tons	ves.	tons	ves.	tons	ves.	tons	ves.	tons	
BRITISH, OTHER THAN BRITISH INDIAN	Steam	1,016	5,312,215	277	870,748	2,193	6,182,958	2,020	5,662,813	308	937,894	2,328	6,600,707	1,002	5,032,161
	Sailing	12	1,841	12	1,220	24	2,567	15	1,531	32	2,026	47	4,457	6	644
BRITISH INDIAN, OTHER THAN NATIVE CRAFT	Steam	36	67,872	11	29,084	47	96,956	22	54,554	16	39,714	38	94,268	10	33,637
	Sailing	65	6,595	153	19,946	258	26,541	65	6,786	170	20,738	235	27,524	87	9,155
FOREIGN, OTHER THAN NATIVE CRAFT	Steam	619	2,218,452	90	288,221	709	2,506,673	676	2,469,649	93	269,445	769	2,739,094	719	2,661,250
	Sailing	3	97	4	31	7	128
NATIVE CRAFT															
BRITISH	Sailing	1	112	3	296	4	408	2	150	1	70	3	220	1	99
BRITISH INDIAN	Sailing	205	25,787	155	14,549	450	40,336	220	18,767	171	12,506	391	31,273	261	21,162
FOREIGN	Sailing	191	17,959	42	2,442	233	20,401	186	15,972	42	3,670	228	19,642	188	16,715
TOTAL	Steam	2,571	7,598,539	378	1,188,048	2,949	8,786,587	2,718	8,187,016	417	1,247,053	3,135	9,434,069	2,721	8,327,048
	Sailing	564	51,794	405	38,459	969	90,253	491	43,308	420	39,941	911	83,244	538	47,775
	Total	3,135	7,650,333	783	1,226,507	3,918	8,876,840	3,209	8,230,319	837	1,286,994	4,046	9,517,313	3,259	8,374,823
DETAIL OF FOREIGN VESSELS, other than native craft--															
DANISH	Steam	1	4,501	3	7,028	4	11,529	1	1,145	1	1,145	1	3,163
DUTCH	Steam	84	269,281	10	27,808	94	296,979	79	257,200	13	28,099	92	279,299	100	360,151
FRENCH	Steam	33	160,479	2	9,349	35	169,828	31	153,634	2	9,362	33	162,986	30	148,818
BELGIAN	Steam	1	3,174	3	8,961	4	12,135	1	3,178	3	11,078	4	14,256	1	3,071
GERMAN	Steam	128	505,676	3	23,689	131	529,365	138	576,453	6	24,866	144	601,389	137	587,321
	Sailing
GREEK	Steam	14	37,026	14	37,026	20	57,230	20	57,230
ITALIAN	Steam	105	420,815	12	43,342	117	464,157	110	442,324	9	29,537	119	471,861	137	579,918
NORWEGIAN	Steam	59	125,607	4	8,674	63	134,281	69	168,042	12	19,837	81	187,879	76	174,751
PORTUGUESE	Steam	1	3,898
RUSSIAN	Steam	1	1,348	1	1,348	1	1,771
SWEDISH	Steam	16	50,327	1	2,869	17	53,196	16	57,413	2	5,431	18	62,844	17	54,154
JAPANESE	Steam	132	440,515	31	92,681	163	542,196	158	536,031	7	21,578	165	557,609	161	541,390
CHINESE	Steam	1	3,075	1	3,075
	Sailing	1	76	1	76
SPANISH	Steam	1	788	1	788
	Sailing	2	21	4	31	6	52
AMERICAN	Steam	56	221,610	7	26,904	63	248,514	70	265,391	18	65,846	88	331,237	52	187,745
JUGO-SLAVIA	Steam	3	9,639
BY NUBIA	Steam	2	5,331	2	5,331	2	4,863	1	2,571	3	7,434	2	5,460
MALDIVIAN	Sailing
TOTAL	Steam	619	2,218,452	90	288,221	709	2,506,673	676	2,469,649	93	269,445	769	2,739,094	719	2,661,250
	Sailing	3	97	4	31	7	128
	Total	619	2,218,452	90	288,221	709	2,506,673	679	2,469,746	97	269,476	776	2,739,222	719	2,661,250

OF VESSELS

with CARGOES and in BALLAST, at PORTS in BRITISH INDIA, in each Official Year from 1927-28 to 1931-32.

1929-30				1930-31						1931-32						NATIONALITY OF VESSELS
In Ballast		Total		With Cargoes		In Ballast		Total		With Cargoes		In Ballast		Total		
ves.	tons	ves.	tons	ves.	tons	ves.	tons	ves.	tons	ves.	tons	ves.	tons	ves.	tons	
270	2,486	2,262	6,434,647	1,709	5,209,683	194	647,513	1,998	5,857,196	1,660	4,908,162	197	687,925	1,857	5,506,087	Steam } BRITISH, OTHER THAN BRITISH INDIAN
8	800	9	1,004	1	86	1	225	2	311	1	74	2	367	3	411	Sailing }
12	33,121	22	66,758	14	41,243	7	20,107	21	61,350	16	44,570	15	16,708	31	61,278	Steam } BRITISH INDIAN OTHER THAN NATIVE CRAFT
144	16,239	231	25,444	52	5,382	126	15,235	178	26,617	67	6,321	88	12,131	155	18,452	Sailing }
139	410,574	858	3,071,824	725	2,607,355	139	410,136	864	3,017,491	652	2,385,070	80	255,063	732	2,640,133	Steam } FOREIGN, OTHER THAN NATIVE CRAFT
..	8	471	3	471	3	518	3	518	Sailing }
..	..	1	99	NATIVE CRAFT Sailing BRITISH
121	10,256	382	31,418	258	20,423	167	14,415	425	34,838	262	20,637	153	12,878	405	23,515	Sailing BRITISH INDIAN
25	1,957	208	18,672	178	15,303	44	3,963	222	19,266	199	15,303	70	4,850	269	20,159	Sailing FOREIGN
421	1,246,181	3,142	6,573,229	2,535	7,859,281	240	1,077,756	2,878	8,936,037	2,328	7,337,802	292	959,006	2,620	8,297,498	Steam } TOTAL
293	28,862	831	76,637	492	41,665	338	33,838	830	75,501	522	42,853	313	30,232	835	78,085	Sailing }
714	1,275,043	3,973	6,649,866	3,030	7,900,946	678	1,111,594	3,708	9,011,540	2,850	7,380,655	605	989,238	3,455	8,370,583	Total }
DETAIL OF FOREIGN VESSELS, other than native craft—																
4	7,993	5	11,156	5	10,570	5	10,570	18	41,664	1	2,674	19	44,338	Steam DANISH
23	49,328	123	409,479	99	381,378	23	42,951	122	424,329	66	242,686	14	28,716	80	271,402	Steam DUTCH
4	18,004	34	166,822	31	157,299	1	5,077	32	162,376	25	128,544	2	7,521	27	136,065	Steam FRENCH
1	4,093	2	7,074	1	3,151	1	3,151	Steam BELGIAN
18	85,806	155	673,187	184	582,317	17	83,425	151	665,742	104	447,106	23	105,590	127	552,696	Steam } GERMAN
..	Sailing }
1	1,698	1	1,698	3	9,194	2	6,084	5	15,278	Steam GREEK
3	10,359	140	599,277	117	465,181	2	7,423	119	472,604	122	514,323	3	9,163	125	523,486	Steam ITALIAN
25	40,497	101	224,248	99	197,692	24	36,327	123	234,019	100	221,446	10	20,507	110	241,953	Steam NORWEGIAN
1	513	2	4,411	1	1,434	1	1,434	Steam PORTUGUESE
..	..	1	1,771	Steam RUSSIAN
2	5,465	19	59,619	21	70,542	21	70,542	17	54,981	3	8,461	20	63,442	Steam SWEDISH
40	120,903	201	662,293	170	597,633	61	203,588	231	771,221	156	549,632	16	49,590	172	599,222	Steam JAPANESE
1	3,871	1	3,871	2	3,396	2	3,396	4	7,650	4	7,650	Steam } CHINESE
..	Sailing }
..	Steam } SIAMANESE
..	Sailing }
18	45,794	65	233,639	39	142,513	5	16,933	44	158,551	43	183,254	4	15,191	47	198,445	Steam AMERICAN
..	..	3	9,639	3	9,832	1	3,272	4	13,104	Steam JUGO-SLAVIAN
8	7,280	5	12,740	3	10,048	1	2,560	4	12,608	Steam FINNISH
..	3	471	3	471	3	518	3	518	Sailing MALDIVIAN
139	410,574	858	3,071,824	725	2,607,355	139	410,136	864	3,017,491	652	2,385,070	80	255,063	732	2,640,133	Steam } TOTAL
..	3	471	3	471	3	518	3	518	Sailing }
139	410,574	858	3,071,824	728	2,607,826	139	410,136	867	3,017,962	655	2,385,588	80	255,063	735	2,640,651	Total }

ABSTRACT TABLES
SHIPPING

(665)

No. 5

NATIONALITY

TOTAL NUMBER and TONNAGE of VESSELS of each NATION, including their repeats voyages, that CLEAR

NATIONALITY OF VESSELS	1927-28						1928-29						With Cargoes		
	With Cargoes		In Ballast		Total		With Cargoes		In Ballast		Total				
	ves.	tons	ves.	tons	ves.	tons	ves.	tons	ves.	tons	ves.	tons	ves.	tons	
BRITISH, OTHER THAN BRITISH INDIAN	Steam	1,978	5,488,837	170	563,720	2,143	6,047,557	2,083	5,539,150	211	678,703	2,294	6,517,859	2,072	5,872,61
	Sailing	21	1,926	1	699	22	2,625	29	3,031	--	--	29	3,031	18	1,55
BRITISH INDIAN, OTHER THAN NATIVE CRAFT	Steam	42	76,805	6	17,966	48	94,771	28	62,288	8	19,263	36	81,551	23	58,21
	Sailing	308	35,346	7	866	315	36,212	270	32,482	11	1,857	281	34,339	203	20,34
FOREIGN, OTHER THAN NATIVE CRAFT	Steam	652	2,267,814	57	192,074	709	2,459,888	698	2,466,154	58	194,662	751	2,660,816	794	2,852,82
	Sailing	--	--	--	--	--	--	5	203	1	12	6	215	--	--
NATIVE CRAFT															
BRITISH	Sailing	9	818	--	--	9	818	5	381	1	70	6	451	10	3,921
	Sailing	358	32,052	11	661	369	32,703	421	34,227	15	1,309	436	35,536	404	38,897
BRITISH INDIAN	Sailing	296	26,804	5	374	301	27,178	233	20,784	2	262	235	21,046	229	22,367
	Sailing	9	818	--	--	9	818	5	381	1	70	6	451	10	3,921
TOTAL	Steam	2,607	7,828,456	233	773,760	2,900	8,002,216	2,804	8,307,598	277	892,628	3,081	9,260,226	2,889	8,778,661
	Sailing	992	96,946	24	2,590	1,018	99,536	963	91,108	80	3,510	993	94,618	378	82,070
	Total	3,659	7,925,402	257	776,350	3,918	8,701,752	3,767	8,468,706	307	896,138	4,074	9,354,844	3,762	8,860,735
DETAIL OF FOREIGN VESSELS, other than native craft--															
DANISH	Steam	1	1,985	--	--	1	1,985	1	1,145	--	--	1	1,145	5	9,836
	Sailing	88	283,313	8	16,564	96	209,877	85	272,139	7	14,594	92	286,733	123	428,766
DUTCH	Steam	38	163,954	4	11,287	42	175,241	31	157,448	2	5,538	33	162,986	30	149,611
	Sailing	2	8,006	2	5,783	4	13,789	4	15,449	--	--	4	15,449	3	11,077
GERMAN	Steam	114	452,670	14	57,775	128	510,445	120	501,580	15	55,954	135	557,534	148	649,120
	Sailing	--	--	--	--	--	--	--	--	--	--	--	--	--	--
GREEK	Steam	18	50,907	1	2,491	19	53,398	27	77,804	1	2,936	28	80,740	3	7,807
	Sailing	--	--	--	--	--	--	--	--	--	--	--	--	--	--
ITALIAN	Steam	123	469,393	3	9,309	126	478,702	123	502,949	--	--	123	502,949	184	561,847
	Sailing	47	74,162	10	34,231	57	108,393	58	103,020	20	73,961	78	176,981	65	104,648
SPANISH	Steam	1	1,497	--	--	1	1,497	--	--	--	--	--	--	--	--
	Sailing	--	--	--	--	--	--	--	--	--	--	--	--	2	4,411
RUSSIAN	Steam	1	1,348	--	--	1	1,348	--	--	--	--	--	--	--	--
	Sailing	12	36,876	--	--	12	36,876	11	36,920	--	--	11	36,920	16	47,228
SWEDISH	Steam	--	--	1	788	1	788	--	--	--	--	--	--	--	--
	Sailing	--	--	--	--	--	--	3	22	1	12	4	34	--	--
JAPANESE	Steam	165	548,321	7	21,443	172	569,764	155	582,694	6	18,836	161	551,530	195	635,198
	Sailing	--	--	--	--	--	--	--	--	1	3,975	1	3,975	1	3,871
CHINESE	Steam	--	--	--	--	--	--	2	181	--	--	2	181	--	--
	Sailing	46	172,812	6	29,343	52	202,155	70	257,572	6	18,866	70	276,440	68	242,367
AMERICAN	Steam	--	--	--	--	--	--	--	--	--	--	--	--	--	--
	Sailing	1	2,571	1	2,760	2	5,331	3	7,434	--	--	3	7,434	1	1,987
JUGO-SLAVIAN	Steam	--	--	--	--	--	--	--	--	--	--	--	--	--	--
	Sailing	--	--	--	--	--	--	--	--	--	--	--	--	--	--
FINNISH	Steam	1	2,571	1	2,760	2	5,331	3	7,434	--	--	3	7,434	1	1,987
	Sailing	--	--	--	--	--	--	--	--	--	--	--	--	--	--
MALDIVIAN	Steam	652	2,267,814	57	192,074	709	2,459,888	698	2,466,154	58	194,662	751	2,660,816	794	2,852,829
	Sailing	--	--	--	--	--	--	5	203	1	12	6	215	--	--
TOTAL	Steam	652	2,267,814	57	192,074	709	2,459,888	698	2,466,154	58	194,662	751	2,660,816	794	2,852,829
	Total	652	2,267,814	57	192,074	709	2,459,888	698	2,466,154	59	194,674	757	2,661,031	794	2,852,829

OF VESSELS

with CARGOES and in BALLAST, from PORTS in BRITISH INDIA, in each Official Year from 1927-28 to 1931-32.

1929-30				1930-31				1931-32				NATIONALITY OF VESSELS				
In Ballast		Total		With Cargoes		In Ballast		Total		With Cargoes			In Ballast		Total	
ves.	tons	ves.	tons	ves.	tons	ves.	tons	ves.	tons	ves.	tons		ves.	tons	ves.	tons
197	681,403	2,269	6,554,112	1,726	5,089,032	172	566,888	1,898	5,656,020	1,639	4,986,292	112	404,520	1,751	5,390,812	Steam } BRITISH, OTHER THAN BRITISH INDIAN
..	..	18	1,556	3	348	7	396	10	744	3	203	2	161	5	364	Sailing }
3	10,326	26	63,543	20	51,381	6	18,185	26	69,466	28	59,971	28	59,971	Steam } BRITISH INDIAN
8	850	211	21,183	202	24,871	6	804	208	25,675	148	19,000	19	2,522	167	21,522	Sailing }
48	184,688	842	3,037,517	779	2,688,701	77	286,308	856	2,975,009	672	2,437,890	61	218,555	733	2,656,445	Steam } FOREIGN, OTHER THAN NATIVE CRAFT
..	3	471	3	471	3	518	3	518	Sailing }
..	..	19	3,921	1	188	1	188	NATIVE CRAFT
14	556	418	34,453	480	40,345	26	2,008	516	42,348	404	33,492	24	1,532	428	35,024	Sailing } BRITISH INDIAN
1	56	230	22,419	231	20,381	4	483	235	20,864	285	22,868	2	166	287	23,054	Sailing } FOREIGN
248	876,507	3,137	9,656,172	2,525	7,829,064	255	871,331	2,780	8,700,395	2,339	7,484,168	173	623,075	2,512	8,107,228	Steam } TOTAL
23	1,462	896	83,532	920	26,604	53	3,686	973	90,290	843	76,101	47	4,381	890	80,482	Sailing }
271	877,969	4,033	9,738,704	3,445	7,915,668	308	875,017	3,753	8,790,685	3,182	7,560,264	220	627,456	3,402	8,187,710	Total }
1	1,116	6	10,952	5	11,989	5	11,989	16	34,137	16	34,137	Steam } DANISH
6	18,046	129	436,812	112	387,155	9	29,192	121	416,347	76	251,517	7	28,180	83	279,697	Steam } DUTCH
..	Sailing }
..	..	80	149,611	29	142,108	29	142,108	26	131,148	26	131,148	Steam } FRENCH
..	..	3	11,077	Steam } BELGIAN
11	58,873	159	707,493	140	607,960	13	71,551	153	679,511	129	567,448	7	26,349	136	593,797	Steam } GERMAN
..	Sailing }
..	..	3	7,867	2	6,084	1	3,733	3	9,867	Steam } GREEK
..	Sailing }
1	2,527	135	564,374	118	468,936	2	6,258	120	475,194	132	550,593	132	550,593	Steam } ITALIAN
19	74,661	84	179,307	100	142,805	22	81,348	122	224,153	79	153,971	23	74,883	102	228,854	Steam } NORWEGIAN
..	Sailing }
..	Steam } SPANISH
1	3,898	3	8,309	1	1,434	1	1,434	Steam } PORTUGUESE
..	Steam } RUSSIAN
..	..	16	47,228	15	51,807	15	51,807	17	53,771	1	3,509	18	57,280	Steam } SWEDISH
..	Steam }
..	Sailing }
1	3,352	196	638,545	207	693,692	25	74,762	232	771,454	155	534,216	14	47,739	169	581,955	Steam } JAPANESE
..	..	1	3,871	2	3,396	2	3,396	4	7,650	1	1,912	5	9,562	Steam } CHINESE
..	Sailing }
6	21,512	74	263,379	40	140,834	4	15,377	44	156,711	36	148,443	3	35,983	44	184,426	Steam } AMERICAN
..	Sailing }
..	4	18,594	1	3,587	5	17,131	1	3,562	1	3,562	Steam } JUGO-SLAVIAN
2	6,203	3	8,190	5	15,341	5	15,341	Steam } FINNISH
..	3	471	3	471	3	518	3	518	Sailing } MALDIVIAN
48	184,688	842	3,037,517	779	2,688,701	77	286,308	856	2,975,009	672	2,437,890	61	218,555	733	2,656,445	Steam } TOTAL
..	3	471	3	471	3	518	3	518	Sailing }
45	184,688	842	3,037,517	782	2,689,172	77	286,308	859	2,975,480	675	2,438,408	61	218,555	736	2,656,963	Total }

DETAIL OF FOREIGN VESSELS other than native craft

Steam } DANISH

Sailing } DUTCH

Steam } FRENCH

Steam } BELGIAN

Steam } GERMAN

Sailing } GERMAN

Steam } GREEK

Sailing } GREEK

Steam } ITALIAN

Steam } NORWEGIAN

Sailing } NORWEGIAN

Steam } SPANISH

Steam } PORTUGUESE

Steam } RUSSIAN

Steam } SWEDISH

Steam }

Sailing }

Steam } JAPANESE

Steam } CHINESE

Sailing }

Steam } AMERICAN

Sailing }

Steam } JUGO-SLAVIAN

Steam } FINNISH

Sailing } MALDIVIAN

Steam } TOTAL

Sailing }

Total }

BENGAL—BOMBAY
SHIPPING AT EACH PORT

(667)

No. 6

NUMBER and TONNAGE of STEAM and SAILING VESSELS, including their REPEATED VOYAGES and INDIA, in each Official Year

PORT AT WHICH ENTERED	ENTERED WITH CARGOES																				
	BRITISH				BRITISH INDIAN				FOREIGN				NATIVE CRAFT		TOTAL						
	STEAM		SAILING		STEAM		SAILING		STEAM		SAILING		SAILING		STEAM		SAILING		STEAM AND SAILING		
	vs.	tons	vs.	tons	vs.	tons	vs.	tons	vs.	tons	vs.	tons	vs.	tons	vs.	tons	vs.	tons	vs.	tons	
BENGAL—																					
CALCUTTA (CHIEF PORT)—																					
1927-28	240	906,118	4	657	2	3,207	1	136	58	198,248	800	1,107,578	5	708	305	1,108,361	
1928-29	272	1,007,432	4	657	3	9,393	1	203	80	200,546	355	1,277,421	5	860	380	1,278,281	
1929-30	233	865,235	5	17,299	55	185,284	3	471	293	1,067,818	3	471	298	1,068,281	
1930-31	211	783,550	4	12,546	55	180,640	3	471	270	976,736	3	471	273	977,201	
1931-32	154	601,534	8	24,770	45	164,138	3	518	207	790,402	3	518	210	790,980	
CHITTAGONG—																					
1927-28	8	21,768	1	285	4	9,780	12	31,546	1	285	13	31,831	
1928-29	8	21,941	2	5,312	10	27,258	10	27,258	
1929-30	7	23,007	3	7,213	10	30,220	10	30,220	
1930-31	6	14,756	2	6,738	8	21,494	8	21,494	
1931-32	4	12,116	1	3,392	5	15,508	5	15,508	
TOTAL OF ALL PORTS IN BENGAL—																					
1927-28	248	927,884	4	657	2	3,207	2	421	62	208,028	812	1,130,119	6	1,078	318	1,140,197	
1928-29	280	1,029,423	4	657	3	9,393	1	203	82	265,858	365	1,304,674	5	860	370	1,305,584	
1929-30	240	888,242	5	17,299	58	192,497	3	471	308	1,008,038	3	471	306	1,008,609	
1930-31	217	798,306	4	12,546	57	187,378	3	471	278	998,230	3	471	281	998,701	
1931-32	158	615,650	8	24,770	46	167,550	3	518	212	805,970	3	518	215	806,488	
BIHAR—AND ORISSA—																					
PURI																					
1927-28	
1928-29	
1929-30	
1930-31	
1931-32	
BOMBAY—																					
BOMBAY (CHIEF PORT)—																					
1927-28	307	1,622,407	248	843,416	140	15,411	640	2,465,823	140	15,411	780	2,481,234	
1928-29	379	1,664,229	236	836,244	123	13,381	615	2,500,478	123	13,381	738	2,518,854	
1929-30	305	1,677,751	280	1,051,234	120	12,527	645	2,728,985	120	12,527	765	2,741,512	
1930-31	342	1,591,668	259	986,690	105	10,134	601	2,578,353	105	10,134	706	2,588,487	
1931-32	302	1,577,993	237	952,393	98	10,308	539	2,530,376	98	10,308	635	2,540,079	
BASSEIN—																					
1927-28	
1928-29	
1929-30	
1930-31	
1931-32	
BROACH—																					
1927-28	41	2,509	41	2,509	41	2,509
1928-29	24	1,551	24	1,551	24	1,551
1929-30	19	1,253	19	1,253	19	1,253
1930-31	11	669	11	669	11	669
1931-32	11	752	11	752	11	752
DANABOO—																					
1927-28	
1928-29	
1929-30	
1930-31	
1931-32	
HONAWAR—																					
1927-28	4	460	4	460	4	460
1928-29	1	165	1	165	1	165
1929-30	8	451	8	451	8	451
1930-31	1	80	1	80	1	80
1931-32	
KARWAR—																					
1927-28	
1928-29	
1929-30	
1930-31	
1931-32	

NOTE.—The ports in the Bombay Presidency, excepting the chief port, are really talukas composed of a number of subordinate ports.

distinguishing their NATIONALITY, that ENTERED and GLEARED with CARGOES at each PORT in BRITISH from 1927-28 to 1931-32—continued

CLEARED WITH CARGOES																PORT FROM WHICH CLEARED				
BRITISH		BRITISH INDIAN				FOREIGN				NATIVE CRAFT		TOTAL								
STEAM		SAILING		STEAM		SAILING		STEAM		SAILING		SAILING		STEAM			SAILING		STEAM AND SAILING	
vs.	tons.	vs.	tons.	vs.	tons.	vs.	tons.	vs.	tons.	vs.	tons.	vs.	tons.	vs.	tons.	vs.	tons.	vs.	tons.	
																SIND—continued				
																SINGAPORE—				
..	1927-28
..	1928-29
..	1929-30
..	1930-31
..	1931-32
																TOTAL OF SUBORDINATE PORTS—				
..	1927-28
..	1928-29
..	1929-30
..	1930-31
..	1931-32
																TOTAL OF ALL PORTS IN SIND—				
133	460,297	38	08,006	94	396,294	262	23,949	315	924,657	202	23,040	577	945,006	1927-28
166	418,948	24	53,272	89	361,091	268	24,345	279	828,311	268	24,345	547	852,656	1928-29
182	315,016	19	46,547	90	369,023	296	26,956	241	731,186	206	26,956	537	758,142	1929-30
154	373,930	15	37,558	84	315,068	359	33,420	253	726,556	359	33,420	612	759,976	1930-31
135	313,443	18	41,178	54	209,813	365	31,092	207	594,434	365	31,092	572	595,526	1931-32
																MADRAS—				
																FORT SAINT GEORGE (CHIEF PORT)—				
84	363,429	1	1,464	76	317,503	1	99	161	682,396	1	99	162	682,495	1927-28
130	558,957	1	3,113	1	136	90	377,596	221	1,939,666	1	136	222	939,802	1928-29
177	683,818	115	508,222	292	1,192,070	292	1,192,070	1929-30
100	428,699	83	356,221	2	348	183	784,920	2	348	185	785,268	1930-31
85	355,828	64	280,843	149	686,671	149	686,671	1931-32
																GOPALPUR—				
..	1927-28
..	1928-29
..	1929-30
..	1930-31
..	1931-32
																BARUA—				
..	1927-28
..	1928-29
..	1929-30
..	1930-31
..	1931-32
																VIZAGAPATAM—				
2	6,568	1	120	..	4,953	4	11,516	1	120	5	11,646	1927-28
4	11,312	6	20,098	10	31,910	10	31,910	1928-29
3	9,278	6	24,469	9	33,747	9	33,747	1929-30
1	3,299	2	9,411	3	12,710	3	12,710	1930-31
1	4,516	1	4,516	1	4,516	1	4,516	1931-32
																BIMLIPTAN—				
1	3,172	2	6,995	3	10,167	3	10,167	1927-28
1	5,256	3	9,449	4	12,704	4	12,704	1928-29
1	2,805	3	14,095	4	16,980	4	16,980	1929-30
1	2,500	4	18,940	5	21,440	5	21,440	1930-31
..	2	9,293	2	9,293	2	9,293	1931-32

MADRAS
SHIPPING AT EACH PORT

(673)

No. 6—continued

NUMBER and TONNAGE of STEAM and SAILING VESSELS, including their REPEATED VOYAGES and INDIA, in each Official Year

PORT AT WHICH ENTERED	ENTERED WITH CARGOES																				
	BRITISH				BRITISH INDIAN				FOREIGN				NATIVE CRAFT		TOTAL						
	STEAM		SAILING		STEAM		SAILING		STEAM		SAILING		SAILING		STEAM		SAILING		STEAM AND SAILING		
	VE.	TONS	VE.	TONS	VE.	TONS	VE.	TONS	VE.	TONS	VE.	TONS	VE.	TONS	VE.	TONS	VE.	TONS	VE.	TONS	
MADRAS—continued																					
COCANADA—																					
1927-28	1	3,382	1	3,657	2	7,039	2	7,039	
1928-29	1	3,657	1	3,657	1	3,657	
1929-30	1	3,334	1	70	1	3,191	2	6,525	1	70	3	6,595	
1930-31	3	10,514	1	4,679	4	15,193	4	15,193	
1931-32	1	5,860	1	4,507	2	10,367	2	10,367	
MASULIPATAM—																					
1927-28	1	78	5	493	6	571	6	571	
1928-29	1	78	2	293	3	371	3	371	
1929-30	
1930-31	
1931-32	
NIZAMPATNAM—																					
1927-28
1928-29
1929-30
1930-31
1931-32
NARASAPUR—																					
1927-28
1928-29
1929-30
1930-31
1931-32
INURPALAM—																					
1927-28
1928-29
1929-30
1930-31
1931-32	1	87	1	87	1	87	87
GUDDALORE—																					
1927-28	4	16,508	2	145	13	448	4	16,508	14	593	18	17,101	
1928-29	1	4,759	8	571	1	3,848	10	354	2	8,607	18	925	20	9,532	
1929-30	3	11,101	3	268	2	122	11	433	3	11,101	16	823	19	11,924	
1930-31	1	4,759	4	334	13	375	1	4,759	17	709	18	5,468	
1931-32	3	12,530	3	10,600	6	23,139	6	23,139	
PONTO NOVO—																					
1927-28	30	113,278	5	291	1	1,283	6	367	31	114,561	11	658	42	115,210	
1928-29	20	94,610	1	74	20	765	20	94,610	21	839	41	95,449	
1929-30	6	28,440	2	120	1	3,924	22	806	7	32,364	24	926	31	33,290	
1930-31	15	69,037	3	253	24	863	15	69,037	27	1,116	42	70,153	
1931-32	13	61,468	13	61,468	13	61,468	
TIRUMALAVASAL—																					
1927-28
1928-29
1929-30	2	57	2	57	2	57	
1930-31	1	30	1	30	1	30	
1931-32	3	123	3	123	3	123	
TRANQUEBAR—																					
1927-28
1928-29
1929-30
1930-31
1931-32
NEGAPATAM—																					
1927-28	36	141,031	3	215	2	120	1	1,283	7	605	37	142,314	12	940	49	143,254	
1928-29	29	135,079	1	36	4	574	6	417	29	135,079	11	1,027	40	136,106	
1929-30	23	126,445	5	401	7	549	29	130,213	12	960	41	131,173	
1930-31	41	181,719	5	524	5	521	41	181,719	10	1,045	51	182,764	
1931-32	34	142,722	34	142,722	34	142,722	

distinguishing their NATIONALITY, that ENTERED and CLEARED with CARGOES at each PORT in BRITISH from 1927-28 to 1931-32—continued

CLEARED WITH CARGOES																	PORT FROM WHICH CLEARED			
BRITISH				BRITISH INDIAN				FOREIGN				NATIVE CRAFT		TOTAL						
STEAM		SAILING		STEAM		SAILING		STEAM		SAILING		SAILING		STEAM		SAILING		STEAM AND SAILING		
VS.	TONS	VS.	TONS.	VS.	TONS	VS.	TONS	VS.	TONS	VS.	TONS	VS.	TONS	VS.	TONS	VS.	TONS	VS.	TONS	
8	25,466	1	3,118	6	781	10	34,985	2	183	19	63,514	8	964	27	64,479	MADRAS—c/m/s &c
8	26,359	4	431	12	39,387	7	861	20	65,746	11	1,292	31	67,033	COCHIN—
7	25,442	2	221	10	41,711	4	499	17	67,158	6	720	23	67,873	MASOULIATA—
2	6,624	7	991	16	64,946	7	958	18	71,570	14	1,949	32	73,519	1927-28
1	4,469	6	796	17	69,644	10	1,148	18	74,143	16	1,944	34	76,087	1928-29
..	9	1,163	40	3,849	49	5,013	49	5,013	1929-30
..	10	1,109	38	3,353	48	4,462	48	4,462	1930-31
..	6	643	37	3,471	48	4,114	48	4,114	1931-32
..	2	313	29	2,667	31	2,980	31	2,980	NIRAMPATNAM
..	4	548	27	2,371	31	2,919	31	2,919	1927-28
..	1928-29
..	1	3,621	1	3,621	1	3,621	1929-30
..	1930-31
..	1931-32
..	NARASAPUR—
..	1927-28
..	1928-29
..	1929-30
..	1930-31
..	1931-32
..	IRUPPALAM—
..	1927-28
..	1928-29
..	1929-30
..	1930-31
..	1931-32
11	36,603	3	410	11	38,083	6	184	22	74,686	9	594	31	75,280	CUDDALORE—
7	28,000	1	78	8	26,270	4	89	15	54,279	5	167	20	54,446	1927-28
9	36,650	1	74	12	49,053	7	176	21	65,703	8	250	29	65,953	1928-29
2	8,437	4	270	15	59,015	11	294	17	67,452	15	564	32	68,016	1929-30
3	14,376	1	83	14	63,341	16	584	17	77,717	17	667	34	78,384	1930-31
20	123,669	5	575	5	14,628	11	359	34	136,297	16	984	50	139,231	1931-32
24	112,197	2	133	2	6,584	16	554	26	118,781	18	687	44	119,468	PORTO NOVO—
9	39,623	5	305	3	11,705	12	427	12	51,328	17	732	29	52,060	1927-28
17	79,444	1	4,759	3	14,023	10	292	21	93,231	10	392	31	93,623	1928-29
14	66,227	2	9,704	12	606	16	75,931	12	606	28	76,537	1929-30
..	2	149	11	378	18	522	13	522	1930-31
1	3,194	5	512	19	673	1	3,194	24	1,190	25	4,384	1931-32
..	9	410	9	410	9	410	TIRUMALAV ASSA—
1	4,101	2	91	1	4,101	2	91	3	4,192	1927-28
..	1	33	1	32	1	32	1928-29
..	1929-30
..	1930-31
..	1931-32
83	305,261	9	802	7	864	15	45,990	23	1,393	37	359,351	39	3,059	136	353,410	TRANQUERBAR—
46	192,374	5	523	1	3,113	10	1,125	16	65,650	24	1,382	63	261,137	39	3,030	102	264,167	1927-28
40	162,037	9	1,104	11	43,435	10	793	51	205,472	19	1,962	70	207,374	1928-29
48	212,252	12	1,413	16	74,046	3	719	64	236,298	20	2,133	84	238,430	1929-30
31	142,361	1	181	16	6,907	14	833	47	209,263	15	964	62	210,227	1930-31
..	1931-32

Distinguishing their NATIONALITY, that ENTERED and CLEARED with CARGOES at each PORT in BRITISH from 1927-28 to 1931-32—continued

CLEARED WITH CARGOES.																	PORT FROM WHICH CLEARED			
BRITISH				BRITISH INDIAN				FOREIGN				NATIVE CRAFT		TOTAL						
STEAM		SAILING		STEAM		SAILING		STEAM		SAILING		SAILING		STEAM		SAILING		STEAM AND SAILING		
vs.	tons	vs.	tons	vs.	tons	vs.	tons	vs.	tons	vs.	tons	vs.	tons	vs.	tons	vs.	tons	vs.	tons	
MADRAS—continued																				
VELANGANNI—																				
..	2	298	2	298	2	298	1927-28
..	1928-29
..	1	166	1	166	1	166	1929-30
..	2	298	2	298	2	298	1930-31
..	1931-32
TOPPUCURAI—																				
..	..	2	81	14	646	9	587	25	1,314	25	1,314	1927-28
..	7	250	7	488	14	738	14	733	1928-29
..	8	285	7	528	15	813	15	813	1929-30
..	2	137	7	547	9	684	9	684	1930-31
..	1	101	1	101	2	202	2	202	1931-32
POINT CALINERE—																				
..	1	45	1	45	1	45	1927-28
..	1928-29
..	1929-30
..	1930-31
..	1931-32
MUTTORET—																				
..	1927-28
..	1928-29
..	1929-30
..	1930-31
..	1931-32
ADIRAMPATNAM—																				
..	..	1	84	83	4,656	84	4,740	84	4,740	1927-28
..	91	4,678	25	1,331	116	5,909	116	5,909	1928-29
..	80	4,334	8	428	88	4,762	88	4,762	1929-30
..	65	4,404	6	438	71	4,832	71	4,832	1930-31
..	56	3,573	1	101	57	3,674	57	3,674	1931-32
AMMAPATNAM—																				
..	11	427	11	427	11	427	1927-28
..	4	96	1	27	5	123	5	123	1928-29
..	8	72	3	72	3	72	1929-30
..	1	24	2	73	3	97	3	97	1930-31
..	1	109	2	56	3	165	3	165	1931-32
KILAKARAI—																				
..	20	1,330	10	582	30	2,412	30	2,412	1927-28
..	7	664	8	490	15	1,154	15	1,154	1928-29
..	2	142	9	583	11	725	11	725	1929-30
..	3	239	2	101	5	340	5	340	1930-31
..	2	215	1	68	3	283	3	283	1931-32
DAVIPATNAM—																				
..	1927-28
..	1928-29
..	1929-30
..	1930-31
..	1931-32
PAMBAN—																				
..	7	605	14	931	21	1,536	21	1,536	1927-28
1	110	2	205	4	225	1	110	6	430	7	549	1928-29
..	10	879	11	615	21	1,494	21	1,494	1929-30
..	8	552	8	610	16	1,162	16	1,162	1930-31
..	3	202	2	154	5	356	5	356	1931-32

distinguishing their NATIONALITY, that ENTERED and CLEARED with CARGOES at each PORT in BRITISH from 1927-28 to 1931-32—continued

CLEARED WITH CARGOES																PORT FROM WHICH CLEARED				
BRITISH				BRITISH INDIAN				FOREIGN				NATIVE CRAFT		TOTAL						
STEAM		SAILING		STEAM		SAILING		STEAM		SAILING		SAILING		STEAM			SAILING		STEAM AND SAILING	
vs.	tons	vs.	tons	vs.	tons	vs.	tons	vs.	tons	vs.	tons	vs.	tons	vs.	tons	vs.	tons	vs.	tons	
MADRAS—continued																				
TONDY—																				
..	2	375	2	137	4	612	4	512	1927-28
..	1928-29
..	1929-30
..	1	142	1	142	1	142	1930-31
..	1931-32
TOTOORIN—																				
138	820,005	14	1,817	5	19,538	6	765	148	340,538	20	2,582	163	843,115	1927-28
131	284,649	9	1,178	5	20,105	2	211	136	804,754	11	1,389	147	306,143	1928-29
136	299,050	4	664	6	23,666	2	230	142	322,716	6	644	148	323,660	1929-30
133	284,849	4	664	5	17,065	138	301,914	4	664	142	302,578	1930-31
124	241,348	2	303	2	8,540	1	143	126	249,788	3	446	129	250,234	1931-32
KULASEKHARAPATTAM—																				
..	15	1,871	15	1,871	15	1,871	1927-28
..	13	1,616	13	1,616	13	1,616	1928-29
..	11	1,309	11	1,309	11	1,309	1929-30
..	9	1,131	1	137	10	1,271	10	1,271	1930-31
..	8	892	1	104	9	996	9	996	1931-32
KAYALPATTAM—																				
..	3	176	3	176	3	176	1927-28
..	2	133	2	133	2	133	1928-29
..	5	282	5	282	5	282	1929-30
..	1930-31
..	6	341	6	341	6	341	1931-32
MANGALORE—																				
12	37,030	2	199	7	802	1	3,492	20	2,796	13	40,522	29	3,797	42	44,319	1927-28
11	37,220	1	142	6	677	32	5,170	11	37,220	39	5,989	50	43,209	1928-29
14	43,182	11	1,525	1	3,359	20	3,656	15	46,541	31	5,181	46	51,722	1929-30
7	23,424	3	348	6	844	1	3,492	13	2,390	8	26,916	27	3,582	35	30,498	1930-31
15	49,181	1	3,492	5	782	16	51,673	5	782	21	52,455	1931-32
MALPE—																				
..	..	1	131	1	119	5	614	7	857	7	857	1927-28
..	4	416	1	112	5	528	5	528	1928-29
..	2	204	2	333	4	537	4	537	1929-30
..	4	458	4	458	4	458	1930-31
..	4	569	1	99	5	668	5	668	1931-32
HANGARAKOTTA—																				
..	1927-28
..	1928-29
..	1929-30
..	1930-31
..	1931-32
COONDAPUR—																				
..	1927-28
..	1928-29
..	1929-30
..	1930-31
..	1	117	1	117	1	117	1931-32

SHIPPING AT EACH PORT

No. 6—continued

NUMBER and TONNAGE of STEAM and SAILING VESSELS, including their REPEATED VOYAGES and INDIA, in each Official Year

PORT AT WHICH ENTERED	ENTERED WITH CARGOES																			
	BRITISH				BRITISH INDIAN				FOREIGN				NATIVE CRAFT		TOTAL					
	STEAM		SAILING		STEAM		SAILING		STEAM		SAILING		SAILING		STEAM		SAILING		STEAM AND SAILING	
	vs.	tons	vs.	tons	vs.	tons	vs.	tons	vs.	tons	vs.	tons	vs.	tons	vs.	tons	vs.	tons	vs.	tons
MADRAS—concluded																				
CANNANORE—																				
1927-28
1928-29
1929-30
1930-31
1931-32
TELLICHERRY—																				
1927-28	2	7,516	2	289	2	7,516	2	289	4	7,805	..
1928-29	1	4,684	1	4,684	1	4,684	..
1929-30	2	6,259	2	6,259	2	6,259	..
1930-31	1	2,928	1	2,928	1	2,928	..
1931-32	2	5,557	1	4,852	3	10,409	3	10,409	..
KASARAGOD—																				
1927-28
1928-29
1929-30
1930-31
1931-32
CALICUT—																				
1927-28	20	62,862	4	424	1	99	5	17,880	10	1,268	25	80,742	15	1,701	40	82,538
1928-29	20	67,179	2	217	5	17,016	5	627	25	84,194	7	844	32	85,038
1929-30	20	60,545	3	376	2	275	3	10,183	1	88	23	76,728	6	739	29	77,467
1930-31	16	47,110	1	74	8	27,793	6	882	24	74,903	7	956	31	75,850
1931-32	8	25,666	1	278	8	22,743	17	48,867	17	48,887
BADAGARA—																				
1927-28
1928-29
1929-30
1930-31
1931-32
PONANI—																				
1927-28
1928-29	1	582	1	582	1	582	..
1929-30
1930-31
1931-32
COCHIN—																				
1927-28	20	79,607	3	8,531	6	310	23	88,188	6	310	29	88,498	..
1928-29	40	120,160	2	6,067	1	149	18	39,509	6	285	55	165,736	7	414	62	166,150
1929-30	25	77,845	4	11,827	4	132	29	89,672	4	132	33	89,804
1930-31	24	72,567	16	52,429	4	131	40	124,996	4	131	44	125,127
1931-32	25	80,929	2	4,665	13	45,553	40	131,147	40	131,147
DHANUSHKODI—																				
1927-28	393	103,094	393	103,094	393	103,094	..
1928-29	378	99,250	378	99,250	378	99,250	..
1929-30	375	109,315	375	109,315	375	109,315	..
1930-31	360	139,113	1	20	369	139,113	1	20	370	139,133	..
1931-32	344	131,196	344	131,196	344	131,196	..
TOTAL OF SUBORDINATE PORTS—																				
1927-28	629	795,307	8	684	61	5,981	20	66,462	75	6,841	649	861,769	144	13,006	793	874,775
1928-29	622	814,386	3	258	2	6,067	72	7,204	36	143,451	78	5,377	600	964,404	153	12,834	813	977,238
1929-30	611	767,109	6	644	80	7,358	27	109,795	69	3,500	638	876,904	155	11,802	793	888,706
1930-31	616	849,687	1	86	51	5,085	41	156,336	109	6,841	657	1,006,023	161	12,012	818	1,018,035
1931-32	573	768,098	5	9,788	48	169,338	626	947,719	626	947,719
TOTAL OF ALL PORTS IN MADRAS—																				
1927-28	842	1,593,275	8	684	63	10,174	142	536,366	76	6,440	984	2,179,641	147	23,298	1,131	2,202,939
1928-29	841	1,632,027	3	258	2	6,067	72	7,204	171	734,411	79	5,420	1,014	2,373,535	154	1,377	1,168	2,386,412
1929-30	834	1,695,277	6	644	80	7,358	161	666,391	70	3,947	1,015	2,361,668	156	11,949	1,171	2,373,617
1930-31	868	1,618,369	1	86	51	5,085	165	687,721	112	7,170	973	2,306,080	164	12,341	1,137	2,318,421
1931-32	752	1,469,819	1	74	5	9,788	67	6,321	162	643,559	81	4,660	919	2,123,166	149	11,055	1,068	2,134,221

distinguishing their NATIONALITY, that ENTERED and CLEARED with CARGOES at each PORT in BRITISH from 1927-28 to 1931-32—continued

CLEARED WITH CARGOES																			PORT FROM WHICH CLEARED
BRITISH				BRITISH INDIAN				FOREIGN				NATIVE CRAFT		TOTAL					
STEAM		SAILING		STEAM		SAILING		STEAM		SAILING		SAILING		STEAM		SAILING		STEAM AND SAILING	
YR.	TONS	VS.	TONS	VS.	TONS	VS.	TONS	VS.	TONS	VS.	TONS	VS.	TONS	VS.	TONS	VS.	TONS	VS.	TONS
																			MADRAS—concluded
																			CANNANORE—
																			1927-28
																			1928-29
																			1929-30
																			1930-31
																			1931-32
																			TELLICHERRY—
4	15,360	5	18,471	5	18,471
7	20,164	7	20,164	7	20,164
6	20,078	1	3,199	7	23,277	7	23,277
2	7,507	1	4,236	3	11,803	3	11,803
2	7,582	3	10,494	5	18,076	5	18,076
																			KASARAGOD—
																			1927-28
																			1928-29
																			1929-30
																			1930-31
																			1931-32
																			CALICUT—
16	55,771	6	629	12	1,670	4	16,037	61	9,317	20	71,808	79	11,616	99	83,424
17	42,609	23	2,366	15	1,881	7	21,744	45	6,544	24	64,353	83	10,791	107	76,144
16	47,673	18	1,556	17	2,123	9	29,415	41	6,151	25	77,088	76	9,835	101	86,923
13	38,029	1	119	24	2,849	15	52,437	40	5,690	29	90,585	64	8,539	93	99,124
0	20,297	3	203	18	2,432	9	23,959	44	5,720	15	44,256	65	8,355	80	52,611
																			BADAGANA—
																			1927-28
																			1928-29
																			1929-30
																			1930-31
																			1931-32
																			PONANI—
																			1927-28
																			1928-29
1	3,382	3	340	1	3,382	3	340	4	3,722
																			1929-30
																			1930-31
																			1931-32
																			COCHIN—
35	108,099	3	264	3	9,199	13	703	38	117,298	16	967	54	118,265
43	181,268	1	298	5	429	5	18,103	9	809	49	149,699	14	738	63	150,407
41	124,719	1	64	1	3,126	10	362	42	127,845	11	426	53	128,271
44	140,228	5	622	3	6,184	11	390	46	146,412	16	1,012	62	147,424
35	113,261	4	2,186	1	162	7	20,218	9	692	46	185,665	10	844	56	186,509
																			DEANUSHKODI—
																			1927-28
402	105,458	402	105,458	402	105,458
388	101,870	388	101,870	388	101,870
374	111,262	374	111,262	374	111,262
370	139,490	370	139,490	370	139,490
348	131,196	348	131,196	348	131,196
																			TOTAL OF SUBORDINATE PORTS—
740	1,143,447	21	1,926	1	3,113	241	21,634	59	190,061	237	22,994	800	1,342,621	499	46,654	1,299	1,389,175
690	969,472	29	3,031	2	3,411	198	15,718	64	227,399	244	21,952	756	1,229,232	471	40,701	1,227	1,269,933
656	921,859	18	1,556	177	14,503	64	250,854	197	19,315	720	1,172,713	392	35,374	1,112	1,208,087
641	950,244	3	343	2	4,878	161	15,711	80	323,300	162	15,397	723	1,278,922	326	31,456	1,049	1,310,378
579	789,228	3	203	4	2,186	109	10,299	74	290,108	157	14,301	657	1,081,522	269	24,803	926	1,106,325
																			TOTAL OF ALL PORTS IN MADRAS—
324	1,504,876	21	1,926	2	4,577	241	21,634	135	513,504	238	23,093	981	2,025,017	500	46,653	1,401	2,071,670
320	1,557,420	29	3,031	3	6,524	199	15,854	154	604,905	244	21,952	977	2,168,948	472	40,837	1,449	2,209,785
333	1,605,707	18	1,556	177	14,503	170	759,076	197	19,315	1,012	2,364,783	392	35,374	1,404	2,400,157
741	1,378,943	3	343	2	4,878	161	15,711	163	630,021	164	15,745	906	2,063,842	328	31,304	1,234	2,095,146
654	1,145,056	3	203	4	2,186	109	10,299	138	570,951	157	14,301	806	1,718,193	269	24,803	1,075	1,742,996

SHIPPING AT EACH PORT

No. 6—concluded

NUMBER and TONNAGE of STEAM and SAILING VESSELS, including their REPEATED VOYAGES and INDIA, in each Official Year

PORT AT WHICH ENTERED	ENTERED WITH CARGOES																				
	BRITISH				BRITISH INDIAN				FOREIGN				NATIVE CRAFT		TOTAL						
	STEAM		SAILING		STEAM		SAILING		STEAM		SAILING		SAILING		STEAM		SAILING		STEAM AND SAILING		
VE.	tons	VE.	tons	VE.	tons	VE.	tons	VE.	tons	VE.	tons	VE.	tons	VE.	tons	VE.	tons	VE.	tons	VE.	tons
BURMA—																					
BANGOOK (CHIEF PORT)—																					
1927-28	190	621,556	0	29,044	100	234,147	299	934,747	299	934,747	
1928-29	205	677,163	13	33,610	111	326,237	329	1,042,010	329	1,042,010	
1929-30	243	773,948	5	16,333	131	404,234	379	1,197,550	379	1,197,550	
1930-31	174	643,203	3	24,043	1	297	139	373,131	321	1,040,437	1	297	322	1,040,734	
1931-32	173	677,734	3	10,012	127	327,165	303	1,014,911	303	1,014,911	
AYYAR—																					
1927-28
1928-29
1929-30	7	1,797	7	1,797	7	1,797	
1930-31	2	2,305	2	2,305	2	2,305	
1931-32
LASSERIN—																					
1927-28
1928-29
1929-30	2	5,135	2	5,135	2	5,135	
1930-31	4	11,153	4	11,153	4	11,153	
1931-32
MERQUI—																					
1927-28
1928-29	17	16,853	1	76	17	16,853	1	76	18	16,929	
1929-30	19	19,399	1	13	19	19,399	1	13	20	19,412		
1930-31	27	26,901	15	379	27	26,901	15	379	42	27,730		
1931-32	27	27,063	9	447	27	27,063	9	447	36	27,510		
MOULMEIN—																					
1927-28
1928-29	2	2,395	2	2,395	2	2,395	
1929-30	7	8,659	7	8,659	7	8,659	
1930-31	20	18,926	20	18,926	20	18,926	
1931-32	41	41,277	2	71	41	41,277	2	71	43	41,348		
TAYOY—																					
1927-28	3	169	3	169	3	169		
1928-29	1	322	3	279	1	322	3	279	4	601		
1929-30	1	7	2	193	1	247	2	193	3	445		
1930-31	15	1,323	15	1,323	15	1,323		
1931-32	27	2,463	27	2,463	27	2,463		
VICTORIA POINT—																					
1927-28	44	43,326	31	235	44	43,326	31	235	75	43,561		
1928-29	76	52,331	19	145	76	52,331	19	145	95	52,526		
1929-30	73	53,367	21	153	73	53,367	21	153	94	54,025		
1930-31	27	25,943	9	105	27	25,943	9	105	36	26,051		
1931-32	27	27,533	3	36	27	27,533	3	36	35	27,569		
TOTAL OF SUBORDINATE PORTS—																					
1927-28	44	43,326	34	404	44	43,326	34	404	78	43,730		
1928-29	95	72,129	1	322	1	76	22	424	96	72,451	23	500	119	72,951		
1929-30	99	81,925	7	1,797	3	5,432	24	360	102	87,357	31	2,166	133	89,523	
1930-31	76	74,573	4	11,153	39	2,312	80	85,736	39	2,312	119	88,048		
1931-32	95	95,373	46	3,017	95	95,373	46	3,017	141	98,390		
TOTAL OF ALL PORTS IN BURMA—																					
1927-23	234	664,332	9	29,044	100	234,147	34	404	343	973,073	34	404	377	973,477	
1928-29	300	749,292	13	33,610	112	326,559	1	76	22	424	425	1,114,461	23	500	448	1,114,961	
1929-30	342	853,373	5	16,333	7	1,797	134	409,696	24	369	431	1,234,907	31	2,166	512	1,237,073	
1930-31	250	717,736	3	24,043	1	297	143	384,339	39	2,312	401	1,126,173	40	2,609	441	1,128,782	
1931-32	263	773,607	3	10,012	127	327,165	46	3,017	393	1,110,734	46	3,017	444	1,113,801	

SHIPPING AT EACH PORT

distinguishing their NATIONALITY, that ENTERED and CLEARED with CARGOES at each PORT in BRITISH
from 1927-28 to 1931-32—concluded

CLEARED WITH CARGOES																	PORT FROM WHICH CLEARED			
BRITISH		BRITISH INDIAN				FOREIGN				NATIVE CRAFT		TOTAL								
STEAM	SAILING	STEAM	SAILING	STEAM	SAILING	STEAM	SAILING	SAILING	STEAM	SAILING	STEAM AND SAILING	STEAM	SAILING	STEAM AND SAILING						
vs.	tons	vs.	tons	vs.	tons	vs.	tons	vs.	tons	vs.	tons	vs.	tons	vs.	tons	vs.	tons			
280	925,013	2	4,162	2	459	134	388,011	416	1,317,186	2	459	418	1,317,645	BURMA— RANGOON (CHIEF PORT)— 1927-28
318	1,014,212	1	149	118	322,895	431	1,337,107	1	149	432	1,337,256	1928-29
330	1,058,111	174	471,826	1	100	504	1,529,937	1	100	505	1,530,037	1929-30
270	970,320	206	514,540	473	1,484,879	476	1,484,879	1930-31
307	1,163,554	2	3,800	175	457,585	484	1,624,939	484	1,624,939	1931-32
AKYAB—																				
2	3,857	58	12,141	2	3,857	58	12,141	60	15,998	1927-28
2	4,672	64	15,424	2	156	2	4,672	66	15,580	68	20,252	1928-29
2	5,418	41	9,326	1	3,109	3	5,527	41	9,326	44	17,853	1929-30
1	3,735	40	9,057	4	14,733	1	86	5	18,513	41	9,143	46	27,661	1930-31
1	3,163	39	8,701	2	4,587	5	684	3	7,750	44	9,385	47	17,135	1931-32
BASSEIN—																				
16	47,527	12	33,735	28	81,262	28	81,262	1927-28
30	68,630	4	7,870	34	76,500	34	76,500	1928-29
14	43,097	9	24,932	23	68,629	23	68,629	1929-30
6	17,201	14	39,334	20	56,585	20	56,585	1930-31
12	34,173	6	16,042	18	50,215	18	50,215	1931-32
MARGUI—																				
..	5	65	5	65	5	65	1927-28
1	1,021	2	181	7	88	1	1,021	9	269	10	1,290	1928-29
..	12	720	12	720	12	720	1929-30
3	2,831	1	103	33	1,039	3	2,831	34	1,142	37	3,973	1930-31
..	27	689	27	689	27	689	1931-32
MOULMEIN—																				
2	3,068	1	195	2	3,433	4	6,551	1	195	5	6,746	1927-28
3	4,270	1	195	3	4,270	1	195	4	4,465	1928-29
..	1	195	1	195	1	195	1929-30
1	2,810	1	903	4	76	2	3,716	4	76	6	3,792	1930-31
1	3,754	1	3,046	2	47	2	6,800	2	47	4	6,847	1931-32
LAVOY—																				
..	5	439	5	439	5	439	1927-28
2	1,916	4	377	2	1,916	4	377	6	2,293	1928-29
..	2	181	2	181	2	181	1929-30
..	23	1,974	23	1,974	23	1,974	1930-31
..	31	2,791	31	2,791	31	2,791	1931-32
VICTORIA POINT—																				
..	43,956	49	377	46	43,956	49	377	95	44,333	1927-28
..	68,033	56	397	38	68,033	56	397	144	68,430	1928-29
..	79,793	39	320	99	79,793	39	320	138	80,113	1929-30
..	26,579	50	533	27	26,579	50	533	77	27,114	1930-31
..	26,512	33	225	26	26,512	33	225	59	26,737	1931-32
TOTAL OF SUBORDI- NATE PORTS—																				
..	96,408	59	12,336	14	37,218	59	881	20	135,620	118	13,217	198	148,843	1927-28
..	143,542	65	15,619	4	7,870	2	181	69	1,018	130	156,412	136	16,818	266	173,230	1928-29
..	129,903	42	9,521	10	23,041	53	1,221	125	156,949	95	10,742	220	167,691	1929-30
..	53,156	41	9,160	19	55,073	111	3,710	57	108,229	152	12,870	209	121,099	1930-31
..	67,602	39	8,701	9	23,675	98	4,436	49	91,277	137	13,137	186	104,414	1931-32
TOTAL OF ALL PORTS IN BURMA—																				
..	1,023,421	2	4,162	61	12,795	148	425,229	59	881	496	1,452,312	120	13,676	616	1,466,438	1927-28
..	1,762,754	66	15,768	117	330,735	2	181	69	1,018	561	1,493,519	137	16,967	698	1,510,486	1928-29
..	1,187,919	42	9,521	184	199,307	54	1,321	629	1,636,335	96	10,842	725	1,697,728	1929-30
..	1,023,486	41	9,160	225	569,322	111	3,710	533	1,593,108	152	12,870	685	1,605,978	1930-31
..	1,231,156	2	3,800	39	8,701	184	481,260	98	4,436	533	1,715,216	137	13,137	670	1,729,353	1931-32

BOMBAY—SIND—MADRAS
SHIPPING AT EACH PORT

(685)

No. 7—continued

NUMBER and TONNAGE of STEAM and SAILING VESSELS, including their REPEATED VOYAGES and INDIA, in each Official Year

PORT AT WHICH ENTERED	ENTERED IN BALLAST																			
	BRITISH				BRITISH INDIAN				FOREIGN				NATIVE CRAFT		TOTAL					
	STEAM		SAILING		STEAM		SAILING		STEAM		SAILING		SAILING		STEAM		SAILING		STEAM AND SAILING	
	vs.	tons	vs.	tons	vs.	tons	vs.	tons	vs.	tons	vs.	tons	vs.	tons	vs.	tons	vs.	tons	vs.	tons
BOMBAY—continued																				
TOTAL OF SUBORDINATE PORTS—																				
1927-28	4	565	4	565	4	565	
1928-29	
1929-30	
1930-31	
1931-32	
TOTAL OF ALL PORTS IN BOMBAY—																				
1927-28	81	92,417	7	24,872	4	565	38	117,289	4	565	42	117,854	
1928-29	36	145,080	9	26,160	45	171,240	45	171,240	
1929-30	28	57,411	7	40,218	30	97,629	30	97,629	
1930-31	18	83,753	11	52,044	29	135,797	29	135,797	
1931-32	11	66,427	12	40,536	28	106,968	28	106,968	
SIND—																				
KARACHI (CHIEF PORT)—																				
1927-28	25	74,890	5	13,251	6	25,218	56	5,935	36	113,359	56	5,935	92	119,294
1928-29	33	95,006	13	35,528	7	26,365	77	7,138	53	156,899	77	7,138	130	164,037
1929-30	12	34,463	8	22,377	9	36,722	45	4,150	29	94,062	45	4,150	74	98,212
1930-31	13	40,010	6	15,158	5	14,046	107	10,558	24	69,214	107	10,558	131	79,772
1931-32	10	30,574	5	11,120	3	7,953	111	9,551	18	49,647	111	9,551	129	59,198
MADRAS—																				
PORT SAINT GEORGE (CHIEF PORT)—																				
1927-28	8	31,294	1	174	11	34,352	19	65,646	1	174	20	65,820
1928-29	12	42,790	1	94	14	51,779	26	94,569	1	94	27	94,663
1929-30	6	20,439	2	146	1	1,852	1	83	7	22,291	3	229	10	22,520
1930-31	5	17,752	1	4,949	6	26,795	1	174	12	49,496	1	174	13	49,670
1931-32	1	2,107	6	24,943	7	27,050	7	27,050
GOAPALPUR—																				
1927-28	
1928-29	1	1,230	1	1,230	1	1,230	
1929-30	
1930-31	
1931-32	
VIZAGAPATAM—																				
1927-28	3	12,049	2	4,522	5	16,571	5	16,571	
1928-29	3	8,145	2	8,050	5	16,205	5	16,205	
1929-30	2	6,430	5	20,171	7	26,604	7	26,604	
1930-31	2	8,243	2	8,243	2	8,243	
1931-32	1	4,074	1	4,502	2	8,576	2	8,576	
CALINGAPATAM—																				
1927-28	
1928-29	
1929-30	
1930-31	
1931-32	
HIRAPATAM—																				
1927-28	
1928-29	1	3,255	1	2,946	2	6,201	2	6,201	
1929-30	1	2,865	1	3,924	2	6,789	2	6,789	
1930-31	
1931-32	
COCHIN—																				
1927-28	2	5,049	2	315	3	9,454	2	234	5	15,403	4	509	9	16,002
1928-29	4	9,903	1	230	3	398	8	26,573	13	36,706	3	398	16	37,104
1929-30	3	13,563	1	290	4	13,821	7	27,399	1	290	8	27,670
1930-31	3	13,150	2	263	1	3,445	4	16,604	2	263	6	16,867
1931-32	1	4,804	7	1,098	2	9,754	4	502	3	14,558	31	1,600	14	16,158

distinguishing their NATIONALITY, that ENTERED and CLEARED in BALLAST at each PORT in BRITISH from 1927-28 to 1931-32—continued

CLEARED IN BALLAST																		PORT FROM WHICH CLEARED		
BRITISH				BRITISH INDIAN				FOREIGN				NATIVE CRAFT		TOTAL						
STEAM		SAILING		STEAM		SAILING		STEAM		SAILING		SAILING		STEAM		SAILING			STEAM AND SAILING	
vs.	tons	vs.	tons	vs.	tons	vs.	tons	vs.	tons	vs.	tons	vs.	tons	vs.	tons	vs.	tons	vs.	tons	
																		BOMBAY—continued		
																		TOTAL OF SUBORDINATE PORTS—		
..	1927-28
..	1928-29
..	1929-30
..	1	85	1	85	1	85	1930-31
..	1931-32
																		TOTAL OF ALL PORTS IN BOMBAY—		
40	198,224	12	42,243	61	240,407	61	240,407	1927-28
56	210,042	14	48,602	1	250	70	253,734	1	250	71	253,984	1928-29
58	213,569	14	64,365	1	56	72	277,934	1	56	73	277,990	1929-30
39	151,073	26	96,689	4	408	65	247,762	4	408	69	248,170	1930-31
40	172,333	14	49,303	1	56	54	215,836	1	56	55	215,892	1931-32
																		SIND—		
																		KARACHI (CHIEF PORT)—		
21	65,412	3	7,736	8	28,609	8	824	32	101,757	8	824	40	102,581	1927-28
41	125,498	5	13,262	10	38,189	5	371	56	176,944	5	371	61	177,315	1928-29
47	159,214	7	24,573	2	114	54	183,792	2	114	56	183,906	1929-30
44	143,455	2	9,794	18	78,017	1	22	64	226,266	1	22	65	226,288	1930-31
29	84,356	18	46,023	1	110	42	130,379	1	110	43	130,489	1931-32
																		MADRAS—		
																		PORT SAINT GEORGE (CHIEF PORT)—		
34	98,526	7	16,183	41	114,714	41	114,714	1927-28
32	98,575	1	1,399	8	22,909	41	121,383	41	121,383	1928-29
10	34,391	3	9,203	18	44,094	18	44,094	1929-30
17	53,570	1	119	2	6,910	2	193	19	60,480	3	312	22	60,792	1930-31
7	20,354	1	86	5	14,930	12	35,284	1	86	13	35,370	1931-32
																		GOPALPUR—		
..	1927-28
..	1928-29
..	1929-30
..	1930-31
..	1931-32
																		VIZAGAPATAM—		
..	1927-28
..	1928-29
..	1929-30
1	3,216	1	3,216	1	3,216	1930-31
1	6,205	1	6,205	1	6,205	1931-32
																		CALINGAPATAM—		
..	1927-28
..	1928-29
..	1929-30
..	1930-31
..	1931-32
																		BIMLIPATAM—		
..	1927-28
..	1928-29
..	1929-30
..	1930-31
..	1931-32
																		COGANADA—		
..	2	8,009	2	8,009	2	8,009	1927-28
..	1	14	1	179	1	14	1	179	2	193	1928-29
2	3,460	1	3,924	2	7,384	2	7,384	1929-30
1	3,201	1	3,201	1	3,201	1930-31
..	2	470	1	5,203	1	30	1	5,203	3	500	4	5,703	1931-32

* Subject to correction.

SHIPPING AT EACH PORT

No. 7—continued

NUMBER and TONNAGE of STEAM and SAILING VESSELS, including their REPEATED VOYAGES a INDIA, in each Official Ye

PORT AT WHICH ENTERED	ENTERED IN BALLAST																			
	BRITISH				BRITISH INDIAN				FOREIGN				NATIVE CRAFT		TOTAL					
	STEAM		SAILING		STEAM		SAILING		STEAM		SAILING		SAILING		STEAM		SAILING		STEAM AND SAILING	
vs.	tons	vs.	tons	vs.	tons	vs.	tons	vs.	tons	vs.	tons	vs.	tons	vs.	tons	vs.	tons	vs.	tons	
MADRAS—continued																				
MASULIPATAM—																				
1927-28	1	207	13	1,585	14	1,742	14	1,74
1928-29	4	770	9	975	13	1,745	13	1,74
1929-30	2	256	33	3,050	35	3,306	35	3,30
1930-31	8	1,345	20	3,484	37	4,829	37	4,82
1931-32	8	1,388	20	2,952	37	4,310	37	4,31
NIZAMPATHAM—																				
1927-28	1	97	1	87	1	87
1928-29
1929-30	4	514	4	313	8	827	8	827
1930-31	1	105	3	278	4	383	4	383
1931-32	2	203	2	203	2	203
NARASAPUR—																				
1927-28
1928-29
1929-30
1930-31
1931-32
COVELONG—																				
1927-28
1928-29
1929-30
1930-31
1931-32
CUDDALORE—																				
1927-28	1	1,045	1	78	1	2,001	6	547	2	3,136	7	625	9	3,761
1928-29	4	505	4	11,258	3	296	4	11,258	7	801	11	12,054
1929-30	1	3,772	5	19,684	2	48	6	23,456	2	48	8	23,504
1930-31	3	12,685	2	52	3	12,685	2	52	5	12,787
1931-32	3	15,028	3	85	3	15,028	3	85	6	15,113
FORTO NOVO—																				
1927-28	1	4,759	6	1,056	27	1,952	1	4,759	33	3,008	34	7,767
1928-29	28	1,903	28	1,903	28	1,903
1929-30	1	105	1	3,924	2	188	1	3,924	3	243	4	4,167
1930-31	5	240	5	240	5	240
1931-32	1	4,759	9	421	1	4,759	9	421	10	5,180
TIRUNELVELI—																				
1927-28	0	418	6	418	6	418
1928-29	13	1,336	8	700	21	2,036	21	2,036
1929-30	1	157	4	433	5	590	5	590
1930-31
1931-32	1	39	1	39	1	39
NEGAPATAM—																				
1927-28	20	69,007	4	287	3	623	1	2,224	15	592	21	72,131	22	1,507	43	73,638
1928-29	18	48,076	1	07	3	323	2	5,758	25	873	15	49,734	29	1,268	44	51,002
1929-30	6	17,778	2	87	3	10,141	4	443	9	27,919	6	530	15	28,449
1930-31	7	22,273	3	423	1	4,708	3	263	8	26,981	6	691	14	27,672
1931-32	2	372	2	9,080	2	119	2	9,980	4	491	6	10,471

distinguishing their NATIONALITY, that ENTERED and CLEARED in BALLAST at each PORT in BRITISH from 1927-28 to 1931-32—continued

CLEARED IN BALLAST																	PORT FROM WHICH CLEARED			
BRITISH				BRITISH INDIAN				FOREIGN				NATIVE CRAFT		TOTAL						
STEAM		SAILING		STEAM		SAILING		STEAM		SAILING		SAILING		STEAM		SAILING		STEAM AND SAILING		
vs.	tons	vs.	tons	vs.	tons	vs.	tons	vs.	tons	vs.	tons	vs.	tons	vs.	tons	vs.	tons	vs.	tons	
MADRAS—continued																				
MASULIPATAM—																				
..	1927-28
..	1928-29
..	1	78	2	57	3	135	3	135	1929-30
..	22	931	22	931	22	931	1930-31
..	1	207	9	914	10	1,121	10	1,121	1931-32
NIZAMPATHAM—																				
..	1927-28
..	1928-29
..	1	87	1	87	1	87	1929-30
..	1	105	1	105	1	105	1930-31
..	1931-32
NARASAPUR—																				
..	1927-28
..	1928-29
..	1929-30
..	1930-31
..	1931-32
COVELONG—																				
..	1927-28
..	1928-29
..	1929-30
..	1	87	1	87	1	87	1930-31
..	1931-32
CUDDALORE—																				
2	2,910	1	112	2	52	2	2,910	3	164	6	3,074	1927-28
..	1928-29
..	1	39	1	39	1	39	1929-30
1	3,023	1	4,952	1	32	2	7,875	1	32	3	7,907	1930-31
1	3,149	1	74	2	51	1	3,149	3	125	4	3,274	1931-32
PORTO NOVO—																				
..	1	39	1	39	1	39	1927-28
..	1	46	1	46	1	46	1928-29
..	1929-30
..	3	91	3	91	3	91	1930-31
..	1931-32
TIRUMALAVASAL—																				
..	1927-28
..	1928-29
..	1929-30
..	1930-31
..	1	32	1	32	1	32	1931-32
NEGAPATAM—																				
1	1,045	1	1,045	1	1,045	1927-28
..	1	18	1	18	1	18	1928-29
15	44,274	1	132	15	44,274	1	132	16	44,406	1929-30
..	1	83	1	83	1	83	1930-31
1	3,566	9	972	1	3,566	9	972	10	4,538	1931-32

distinguishing their NATIONALITY, that ENTERED and CLEARED in BALLAST at each PORT in BRITISH
from 1927-28 to 1931-32—continued

CLEARED IN BALLAST																	PORT FROM WHICH CLEARED			
BRITISH				BRITISH INDIAN				FOREIGN				NATIVE CRAFT		TOTAL						
STEAM		SAILING		STEAM		SAILING		STEAM		SAILING		SAILING		STEAM		SAILING		STEAM AND SAILING		
VE.	TONS	VE.	TONS	VE.	TONS	VE.	TONS	VE.	TONS	VE.	TONS	VE.	TONS	VE.	TONS	VE.	TONS	VE.	TONS	
MADRAS—continued																				
VELANGANNI—																				
..	1927-28
..	1928-29
..	1929-30
..	1930-31
..	1931-32
TOPPUTURAI—																				
..	1927-28
..	2	72	2	72	2	72	1928-29
..	1929-30
..	1930-31
..	1931-32
POINT CALIMERE—																				
..	1927-28
..	1928-29
..	1929-30
..	1930-31
..	1931-32
MUTTUPET—																				
..	1927-28
..	1928-29
..	1929-30
..	1930-31
..	1931-32
BADAGARA—																				
..	1927-28
..	1928-29
..	1929-30
..	1930-31
..	1931-32
ADIRAMPATNAM—																				
..	1	59	1	59	1	59	1927-28
..	2	308	1	72	3	380	3	380	1928-29
..	1	47	1	47	1	47	1929-30
..	1	129	1	129	1	129	1930-31
..	1931-32
AMVALPATNAM—																				
..	1927-28
..	2	308	2	308	2	308	1928-29
..	1929-30
..	1930-31
..	1931-32
KILAKARAI—																				
..	1	119	1	119	1	119	1927-28
..	1	132	1	132	1	132	1928-29
..	1929-30
..	2	79	2	79	2	79	1930-31
..	2	123	2	123	2	123	1931-32
KASIRAGOD—																				
..	1927-28
..	1928-29
..	1929-30
..	1930-31
..	1931-32

SHIPPING AT EACH PORT

No. 7—continued.

NUMBER and TONNAGE of STEAM and SAILING VESSELS, including their REPEATED VOYAGES an
INDIA, in each Official Year

PORT AT WHICH ENTERED	ENTERED IN BALLAST																			
	BRITISH				BRITISH INDIAN				FOREIGN				NATIVE CRAFT		TOTAL					
	STEAM		SAILING		STEAM		SAILING		STEAM		SAILING		SAILING		STEAM		SAILING		STEAM AND SAILING	
vs.	tons	vs.	tons	vs.	tons	vs.	tons	vs.	tons	vs.	tons	vs.	tons	vs.	tons	vs.	tons	vs.	tons	
MADRAS—continued																				
PAMBAN—																				
1927-28	14	1,351	10	504	24	1,855	24	1,855
1928-29	11	1,108	7	459	18	1,565	18	1,565
1929-30	..	2	754	11	721	4	155	2	754	15	876	17	1,030
1930-31	..	1	377	16	1,521	6	439	1	377	22	1,960	23	2,337
1931-32	6	616	3	222	9	893	9	893
TONDI—																				
1927-28	1	29	1	29	1	29
1928-29
1929-30	1	110	1	110	1	110
1930-31
1931-32
TUTICORIN—																				
1927-28	..	3	3,962	13	1,739	6	752	3	3,962	19	2,491	22	6,433
1928-29	..	9	16,132	8	862	1	4,286	8	766	10	20,418	16	1,628	26	22,046
1929-30	..	4	7,468	10	1,384	1	4,283	8	787	5	11,751	18	2,171	23	13,922
1930-31	..	1	119	6	617	6	719	1	119	12	1,336	13	1,455
1931-32	..	1	3,149	4	808	1	4,282	9	1,186	2	7,431	13	2,052	15	9,483
KAYALPATNAM—																				
1927-28
1928-29
1929-30
1930-31
1931-32
MULASSEKHARAPATNAM—																				
1927-28
1928-29
1929-30
1930-31
1931-32
MANGALORE—																				
1927-28	2	254	3	363	1	3,492	2	269	1	3,492	7	921	8	4,413
1928-29	..	3	7,218	1	90	2	374	3	7,218	3	473	6	7,691
1929-30	4	705	1	3,359	1	3,359	4	705	5	4,064
1930-31	..	1	3,184	1	225	..	6	726	2	244	1	3,184	9	1,195	10	4,379
1931-32	..	1	4,760	1	4,760	1	4,760	
MALPE—																				
1927-28	4	422	1	188	5	610	5	610
1928-29	1	179	1	179	1	179
1929-30	3	366	2	300	5	666	5	666
1930-31	1	119	1	119	1	119
1931-32	1	252	1	252	1	252

distinguishing their NATIONALITY, that ENTERED and CLEARED in BALLAST at each PORT in BRITISH from 1927-28 to 1931-32—continued

CLEARED IN BALLAST																PORT FROM WHICH CLEARED			
BRITISH		BRITISH INDIAN				FOREIGN				NATIVE CRAFT		TOTAL							
STEAM		SAILING		STEAM		SAILING		STEAM		SAILING		SAILING		STEAM			SAILING		STEAM AND SAILING
vs.	tons	vs.	tons	vs.	tons	vs.	tons	vs.	tons	vs.	tons	vs.	tons	vs.	tons	vs.	tons	vs.	tons
MADRAS—continued																			
PAMBAN—																			
..	3	502	3	98	6	600	6	600	1927-28
1	262	2	209	4	463	1	262	6	672	7	934	1928-29
..	2	268	6	274	8	512	8	512	1929-30
2	754	2	356	1	35	2	754	8	389	5	1,143	1930-31
..	3	490	3	151	6	641	6	641	1931-32
TONDUR—																			
..	..	1	699	1	74	2	773	2	773	1927-28	
..	2	828	2	828	2	828	1928-29	
..	2	268	2	268	2	268	1929-30	
..	1930-31
..	..	1	74	1	89	2	157	2	157	1931-32
TUTICORIN—																			
4	10,291	2	4,380	6	14,621	6	14,621	1927-28
10	20,255	1	5,313	11	25,598	11	25,598	1928-29
8	3,364	3,768	4	7,122	4	7,122	1929-30
9	28,311	9	28,311	9	28,311	1930-31
8	6,540	3	10,865	1	77	6	17,405	1	77	7	17,482	1931-32
KAYALPATNAM—																			
..	1927-28
..	1928-29
..	1929-30
..	1930-31
..	1	54	1	54	1	54	1931-32
KULASSUANAPATNAM—																			
..	1927-28
..	1928-29
..	1	54	1	54	1	54	1929-30
..	1930-31
..	1	104	1	104	1	104	1931-32
MANGALORE—																			
..	1927-28
1	119	1	119	1	119	1928-29
..	1929-30
..	1	119	1	160	1	119	1	160	2	279	1930-31
..	1931-32
MALTE—																			
..	1927-28
..	1928-29
..	1929-30
..	1930-31
..	1	119	1	119	1	119	1931-32

SHIPPING AT EACH PORT

No. 7—continued

NUMBER and TONNAGE of STEAM and SAILING VESSELS, including their REPEATED VOYAGES on INDIA, in each Official Year

PORT AT WHICH ENTERED	ENTERED IN BALLAST																			
	BRITISH				BRITISH INDIAN				FOREIGN				NATIVE CRAFT		TOTAL					
	STEAM		SAILING		STEAM		SAILING		STEAM		SAILING		SAILING		STEAM		SAILING		STEAM AND SAILING	
	vs.	tons	vs.	tons	vs.	tons	vs.	tons	vs.	tons	vs.	tons	vs.	tons	vs.	tons	vs.	tons	vs.	tons
MADRAS—continued																				
CANNANORE—																				
1927-28
1928-29
1929-30
1930-31
1931-32
MELLIANCHERRY—																				
1927-28	1	3,043	1	3,043	1	3,043
1928-29
1929-30
1930-31
1931-32
CHALIVUZ—																				
1927-28	2	6,433	5	649	8	1,090	2	9,727	14	2,027	4	16,160	27	3,766	31	19,926
1928-29	4	11,158	7	732	2	244	6	1,216	4	11,158	15	2,192	19	13,350
1929-30	2	7,814	3	360	1	2,630	10	1,263	1	2,533	7	911	4	12,977	20	2,534	24	15,511
1930-31	1	119	4	704	4	541	1	119	8	1,245	9	1,364
1931-32	1	3,382	1	259	6	843	8	1,081	1	3,382	15	2,133	16	5,515
PONJAI—																				
1927-28	9	1,149	9	1,149	9	1,149
1928-29
1929-30
1930-31
1931-32
POOHIN—																				
1927-28	1	58	1	3,421	3	276	1	3,421	4	334	5	3,755
1928-29	1	531	2	146	1	112	1	531	3	258	4	789
1929-30	3	3,092	1	152	1	73	3	3,092	2	230	5	3,322
1930-31	2	4,272	1	34	2	4,272	1	34	3	4,306
1931-32	4	12,190	3	293	4	12,190	3	293	7	12,483
HANUSHKODI—																				
1927-28	11	2,838	11	2,838	11	2,838
1928-29	10	2,620	10	2,620	10	2,620
1929-30	11	2,997	11	2,997	11	2,997
1930-31	1	377	1	377	1	377
1931-32
GOONDARPOOR—																				
1927-28	1	171	1	171	1	171
1928-29
1929-30
1930-31
1931-32
TOTAL OF SUBORDINATE PORTS—																				
1927-28	44	110,035	12	1,226	167	14,926	11	34,931	125	10,635	55	144,966	304	26,787	359	171,758
1928-29	48	102,938	8	799	1	230	144	10,799	19	60,106	117	8,888	68	163,274	269	20,436	337	163,760
1929-30	35	66,541	3	360	1	2,630	118	10,239	22	31,840	89	7,766	53	151,011	209	18,365	267	169,376
1930-31	17	43,880	1	225	108	10,020	7	29,081	65	6,595	24	72,961	169	16,840	193	89,801
1931-32	10	37,108	1	259	67	7,753	9	43,546	76	7,283	19	80,654	144	15,205	183	95,949
TOTAL OF ALL PORTS IN MADRAS—																				
1927-28	52	141,329	12	1,226	168	15,100	23	69,283	125	10,635	74	210,612	305	26,961	370	237,573
1928-29	60	145,728	8	799	1	230	145	10,693	38	111,885	117	8,888	94	257,843	270	20,580	364	278,423
1929-30	41	86,980	3	360	1	2,630	120	12,356	23	83,672	89	7,849	65	173,302	212	18,594	277	191,896
1930-31	22	61,632	1	225	1	4,949	108	10,020	18	55,876	66	6,769	36	122,457	170	17,014	206	139,471
1931-32	11	39,215	1	259	67	7,753	15	68,489	76	7,283	26	107,704	144	15,205	170	122,999

distinguishing their NATIONALITY, that ENTERED and CLEARED in BALLAST at each PORT in BRITISH from 1927-28 to 1931-32—continued

CLEARED IN BALLAST																		PORT FROM WHICH CLEARED		
BRITISH				BRITISH INDIAN				FOREIGN				NATIVE CRAFT		TOTAL						
STREAM		SAILING		STREAM		SAILING		STREAM		SAILING		SAILING		STREAM		SAILING			STREAM AND SAILING	
VE.	TONS	VE.	TONS	VE.	TONS	VE.	TONS	VE.	TONS	VE.	TONS	VE.	TONS	VE.	TONS	VE.	TONS	VE.	TONS	
MADRAS—concluded																				
CANNANORE—																				
..	1927-28
..	1928-29
1	8,334	1	8,334	1	8,334	1929-30
..	1	2,211	1	2,211	1	2,211	1930-31
3	8,195	3	8,195	3	8,195	1931-32
TELICHERRY—																				
2	7,076	2	7,076	2	7,076	1927-28
..	1928-29
..	1929-30
..	1930-31
..	1931-32
CALCUTTA—																				
..	1927-28
4	10,592	3	280	4	10,592	3	280	7	10,822	1928-29
2	8,089	2	8,089	2	8,089	1929-30
..	2	260	2	260	2	260	1930-31
..	..	1	87	1	87	1	87	1931-32
PONDICHERRY—																				
..	1927-28
..	1928-29
..	1929-30
1	528	1	528	1	528	1930-31
..	1931-32
COCHIN—																				
2	6,448	2	6,558	4	12,096	4	12,096	1927-28
3	10,842	2	7,904	5	18,746	5	18,746	1928-29
5	14,689	2	8,678	7	23,367	7	23,367	1929-30
4	11,858	1	11	2	6,011	1	62	6	17,864	2	68	8	17,427	1930-31
1	8,534	1	2,744	2	6,278	2	6,278	1931-32
DHANUSHERI—																				
3	790	3	790	3	790	1927-28
1	262	1	262	1	262	1928-29
2	528	2	528	2	528	1929-30
..	1930-31
..	1931-32
COONDAPUR—																				
..	1927-28
..	1928-29
..	1929-30
..	1930-31
..	1931-32
TOTAL OF SUBORDINATE PORTS—																				
14	28,555	1	699	7	866	6	18,892	6	189	20	47,447	14	1,754	34	49,201	1927-28
20	42,862	11	1,857	4	13,231	11	1,008	24	55,598	22	2,865	46	58,458	1928-29
29	77,728	8	850	4	16,370	10	424	33	94,098	18	1,274	51	95,372	1929-30
19	50,386	1	11	4	8,341	6	804	1	4,852	37	1,980	24	63,579	44	2,795	68	66,374	1930-31
10	31,189	2	161	18	2,436	5	18,817	21	1,515	15	50,006	41	4,112	56	54,118	1931-32
TOTAL OF ALL PORTS IN MADRAS—																				
48	127,081	1	699	7	866	18	35,080	6	189	61	162,163	14	1,754	75	163,915	1927-28
62	138,937	1	1,899	11	1,857	12	36,140	11	1,008	65	176,976	22	2,865	87	179,841	1928-29
39	112,019	8	850	7	25,578	10	424	46	138,192	18	1,274	64	139,466	1929-30
36	108,956	2	180	4	8,341	6	804	3	11,762	39	2,178	43	124,059	47	3,107	90	127,166	1930-31
17	51,548	2	161	19	2,522	10	33,747	21	1,515	27	85,290	42	4,198	69	89,488	1931-32

* Subject to correction.

SHIPPING AT EACH PORT

No. 7—concluded

NUMBER and TONNAGE of STEAM and SAILING VESSELS, including their REPEATED VOYAGES and INDIA, in each Official Year

PORT AT WHICH ENTERED	ENTERED IN BALLAST																			
	BRITISH				BRITISH INDIAN				FOREIGN				NATIVE CRAFT		TOTAL					
	STEAM		SAILING		STEAM		SAILING		STEAM		SAILING		SAILING		STEAM		SAILING		STEAM AND SAILING	
	vs.	tons	vs.	tons	vs.	tons	vs.	tons	vs.	tons	vs.	tons	vs.	tons	vs.	tons	vs.	tons	vs.	tons
BURMA—																				
BANGOON (CHIEF PORT)—																				
1927-28	26	76,728	2	5,687	25	74,694	53	157,109	53	157,109
1928-29	33	96,898	25	44,301	58	140,199	58	140,199
1929-30	39	115,690	64	135,020	103	250,710	103	250,710
1930-31	39	111,857	62	134,059	101	245,918	101	245,918
1931-32	36	111,224	1	108	28	58,029	64	169,514	1	108	65	169,622
ARAB—																				
1927-28	1	3,307	3	7,935	24	4,666	4	11,242	24	4,666	28	15,908	
1928-29	5	10,786	1	1,464	43	10,436	1	1,233	1	35	13,533	44	10,471	51	24,004	
1929-30	4	14,029	2	4,502	21	5,119	6	18,531	21	5,119	27	23,650	
1930-31	4	11,372	21	4,916	5	15,935	9	27,807	21	4,916	30	32,723	
1931-32	4	9,761	9	2,282	21	4,378	1	1,794	2	168	14	13,837	23	4,546	37	18,383
BASSEIN—																				
1927-28	3	9,292	3	9,292	3	9,292	
1928-29	18	58,238	1	1,859	10	60,097	19	60,097	
1929-30	5	15,498	5	14,583	10	30,081	10	30,081	
1930-31	7	20,834	8	24,037	15	44,871	15	44,871	
1931-32	14	45,030	2	5,280	16	50,310	16	50,310	
KYAUKPYU—																				
1927-28	
1928-29	
1929-30	
1930-31	9	29,799	9	29,799	9	29,799	
1931-32	
MERGUI—																				
1927-28	
1928-29	2	5,757	3	30	2	5,757	3	30	5	5,787
1929-30	1	103	1	103	1	103
1930-31	1	103	14	256	15	359	15	359
1931-32	16	252	16	252	16	252
MOULMEIN—																				
1927-28	15	42,426	1	2,211	1	180	4	11,056	20	55,698	1	180	21	55,878	
1928-29	15	44,345	5	1,246	15	44,345	5	1,246	20	46,091	
1929-30	11	29,706	3	785	4	11,677	15	41,383	3	785	18	42,168	
1930-31	9	29,799	1	196	9	26,344	18	56,643	1	196	19	56,839	
1931-32	17	51,454	1	5,344	18	56,798	18	56,798	
TAVOY—																				
1927-28	
1928-29	
1929-30	
1930-31	6	514	6	514	6	514
1931-32	3	286	3	286	3	286
VICTORIA POINT—																				
1927-28	15	152	15	152	15	152
1928-29	20	186	20	186	20	186
1929-30	11	111	11	111	11	111
1930-31	18	281	18	281	18	281
1931-32	15	194	15	194	15	194
TOTAL OF SUBORDINATE PORTS—																				
1927-28	19	55,025	4	10,146	25	4,846	4	11,056	15	152	27	76,227	40	4,998	67	81,226
1928-29	40	119,626	1	1,464	48	11,682	2	3,142	24	251	43	124,232	72	11,933	115	136,165
1929-30	20	59,233	2	4,502	24	5,904	9	26,260	12	214	31	89,995	36	6,118	67	96,113
1930-31	20	62,505	23	5,215	22	66,816	38	1,051	42	129,321	61	6,206	103	135,527
1931-32	35	106,245	9	2,282	21	4,378	4	12,418	36	900	48	120,945	57	5,278	105	126,223
TOTAL OF ALL PORTS IN BURMA—																				
1927-28	45	131,753	6	15,833	25	4,846	29	85,750	15	152	80	238,336	40	4,998	120	238,334
1928-29	73	215,524	1	1,464	48	11,682	27	47,443	24	251	101	264,431	72	11,933	113	276,364
1929-30	59	174,923	2	4,502	24	5,904	73	101,280	12	214	134	340,705	36	6,118	170	346,823
1930-31	59	174,362	23	5,215	84	200,875	38	1,051	143	375,237	61	6,206	204	381,503
1931-32	71	217,469	1	108	9	2,282	21	4,378	32	70,708	36	900	112	290,450	58	5,278	170	295,845

AND NATIONALITY OF VESSELS

that ENTERED and CLEARED with CARGOES from and to each COUNTRY at PORTS in BRITISH INDIA,
Trade with each country, in the Official Year 1931-32

NATIONALITY												COUNTRIES WHENCE ENTERED AND TO WHICH CLEARED
DANISH				DUTCH				GERMAN				
Entered		Cleared		Entered		Cleared		Entered		Cleared		
vessels	tons	vessels	tons	vessels	tons	vessels	tons	vessels	tons	vessels	tons	
..	1	4,451	2	9,165	UNITED KINGDOM AND BRITISH POSSESSIONS—
..	Steam Sailing } UNITED KINGDOM
..	1	4,902	Steam Sailing } ADEN AND DEPENDENCIES
..	Steam Sailing } BAHRAIN ISLANDS
..	Steam Sailing } MALDIVES
..	7	26,788	Steam Sailing } CEYLON
..	4	9,604	Steam Sailing } STRAITS SETTLEMENTS (INCLUDING LABUAN)
..	Steam Sailing } FEDERATED MALAY STATES
..	Steam BRITISH BORNEO
..	1	2,937	Steam HONGKONG
..	Steam GOLD COAST
..	Steam Sailing } CAPT OF GOOD HOPE
..	2	7,532	Steam NATAL
..	Steam Sailing } MAURITIUS AND DEPENDENCIES (INCLUDING SEYCHELLES)
..	Steam Sailing } KENYA COLONY (INCLUDING ZANZIBAR AND PEMBA)
..	Steam TANGANYIKA TERRITORY
..	Steam SOMALILAND
..	Steam ANGOLO-EGYPTIAN SUDAN
..	Steam CANADA
..	Steam BRITISH WEST INDIA ISLANDS
..	1	1,476	6	28,458	Steam Sailing } AUSTRALIAN COMMONWEALTH
..	Steam TERRITORY OF PAPUA (BR. NEW GUINEA)
..	Steam NEW ZEALAND
..	Steam FIJI ISLANDS
..	6	15,531	6	28,458	3	12,434	10	38,820	Steam Sailing } TOTAL UNITED KINGDOM AND BRITISH POSSESSIONS
..	6	15,531	6	28,458	3	12,434	10	38,800	Total
..	FOREIGN COUNTRIES—
..	Steam RUSSIA
..	Steam GEORGIA
..	Steam SWEDEN
..	Steam NORWAY
..	..	5	16,123	Steam DENMARK
..	14	56,772	3	10,630	1	2,937	Steam POLAND
..	85	373,836	97	421,013	Steam Sailing } GERMANY
..	..	1	3,163	17	73,803	4	15,061	4	20,517	Steam NETHERLANDS
1	3,823	2	7,244	5	20,508	3	12,227	Steam BELGIUM
..	1	4,498	1	4,681	11	50,313	Steam Sailing } FRANCE
..	Steam SPAIN
..	Steam PORTUGAL
..	Steam ITALY
..	Steam Fiume
..	Steam AUSTRIA
..	Steam HUNGARY
..	Steam ROUMANIA
..	Steam GREECE
..	Steam TURKEY EUROPEAN
..	Steam Sailing } TURKEY ASIATIC

GENERAL TABLES
SHIPPING

(699)

No. 8—continued

TRADE WITH EACH COUNTRY

NUMBER and TONNAGE of STEAM and SAILING VESSELS, including their REPEATED VOYAGES, the distinguishing the NATIONALITY of the vessels employed in the

COUNTRIES WHENCE ENTERED AND TO WHICH CLEARED	NATIONALITY							
	BRITISH (OTHER THAN BRITISH INDIAN)				BRITISH INDIAN (OTHER THAN NATIVE CRAFT)			
	Entered		Cleared		Entered		Cleared	
	vessels	tons	vessels	tons	vessels	tons	vessels	tons
FOREIGN COUNTRIES—continued								
MASKAT TERRITORY AND TRUCIAL OMAN	1	1,727
OTHER NATIVE STATES IN ARABIA	13	83,930	6	18,627	1	3,112	16	37,343
IRAQ	120	235,709	108	212,347
PERSIA	45	150,421	18	64,033	3	10,012	1	3,503
BENJAM ISLAND	1	374
SUMATRA	10	31,737
JAVA	41	143,375	19	64,223
BORNEO (DUTCH)	2	7,135
CELEBES AND OTHER ISLANDS	1	4,047
SIAM
INDO-CHINA (EXCLUDING COCHIN-CHINA, ETC.)	1	2,219
PHILIPPINES	1	4,800
FORMOSA
CHINA (EXCLUSIVE OF HONGKONG AND MACAO)	34	97,320	68	182,237	3	9,501
KOREA
JAPAN	70	323,737	82	362,021
EGYPT	1	4,845	10	32,946	1	2,157
TUNIS
ALGERIA
FRENCH WEST AFRICA
PORTUGUESE EAST AFRICA	1	4,120	1	2,619
MADAGASCAR
REUNION
GERMAN EAST AFRICA
ITALIAN EAST AFRICA (ERITREA AND SOMALILAND)	7	17,560
FRENCH SOMALILAND	1	3,149	1	3,291
UNITED STATES OF AMERICA	83	201,980	92	333,377
CUBA	13	41,954
PORTO RICO
WEST INDIES (FRENCH)
MEXICO
BRAZIL	1	3,149
COSTA RICA
URUGUAY
COLOMBIA	1	2,035
ARGENTINE REPUBLIC	12	38,754
CHILE	1	3,005
PERU	1	2,383
EQUADOR	1	3,178
OTHER ISLANDS IN THE PACIFIC
TOTAL FOREIGN COUNTRIES	470	1,509,022	552	1,851,608	4	13,124	21	52,504

	470	1,509,022	552	1,851,608	4	13,124	21	52,504
TOTAL UNITED KINGDOM, BRITISH POSSESSIONS AND FOREIGN COUNTRIES	1,660	4,908,162	1,639	4,986,292	16	44,570	23	59,971
	1	74	3	203	67	6,321	148	19,000
	1,661	4,908,236	1,642	4,986,495	83	50,891	176	78,971

AND NATIONALITY OF VESSELS

ENTERED and CLEARED with CARGOES from and to each COUNTRY at PORTS in BRITISH INDIA,
Trade with each country, in the Official Year 1931-32—continued

NATIONALITY												COUNTRIES WHENCE ENTERED AND TO WHICH CLEARED
DANISH				DUTCH				GERMAN				
Entered		Cleared		Entered		Cleared		Entered		Cleared		
vessels	tons	vessels	tons	vessels	tons	vessels	tons	vessels	tons	vessels	tons	
..	FOREIGN COUNTRIES—continued
..	Steam } MASKAT TERRITORY AND TRUCIAL
..	Sailing } OMAN
..	Steam } OTHER NATIVE STATES IN ARABIA
..	1	3,852	Steam } IRAQ
..	1	3,827	Steam } PERZIA
..	Steam } HENJAM ISLAND
..	9	9,479	28	25,596	Steam } SUMATRA
..	Sailing } JAYA
1	3,606	2	8,620	16	70,305	5	17,067	Steam } BORNEO (DUTCH)
..	1	3,598	Steam } CELEBES AND OTHER ISLANDS
7	22,058	Steam } SIAM
..	Steam } INDO-CHINA (INCLUDING COCHIN
..	CHINA, ETC.)
..	Steam } PHILIPPINES
..	Steam } FORMOSA
9	12,177	10	14,851	2	3,129	Steam } CHINA (EXCLUSIVE OF HONGKONG AND
..	MACAO)
..	Steam } KOREA
..	1	4,877	Steam } JAPAN
..	3	15,144	Steam } EGYPT
..	Steam } TUNIS
..	Steam } ALGERIA
..	Steam } FRENCH WEST AFRICA
..	Steam } PORTUGUESE EAST AFRICA
..	Sailing } MADAGASCAR
..	Steam } REUNION
..	Steam } GERMAN EAST AFRICA
..	1	2,162	Steam } ITALIAN EAST AFRICA (EBITREA AND
..	SOMALILAND)
..	Steam } FRENCH SOMALILAND
..	16	71,442	19	86,596	1	4,367	1	9,344	Steam } UNITED STATES OF AMERICA
..	Sailing } CUBA
..	Steam } PORTO RICO
..	Steam } WEST INDIES (FRENCH)
..	Steam } MEXICO
..	Steam } BRAZIL
..	Steam } COSTA RICA
..	Steam } URUGUAY
..	Steam } COLOMBIA
..	Steam } ARGENTINE REPUBLIC
..	Steam } CHILE
..	Sailing } PERU
..	Steam } EQUADOR
..	Steam } OTHER ISLANDS IN THE PACIFIC
18	41,664	16	34,137	60	227,155	70	223,059	101	434,672	119	528,568	Steam } TOTAL FOREIGN COUNTRIES
..	Sailing } ..
18	41,664	16	34,137	60	227,155	70	223,059	101	434,672	119	528,568	Total } ..
18	41,664	16	34,137	66	242,686	76	251,517	104	447,106	129	567,448	Steam } TOTAL UNITED KINGDOM,
..	Sailing } BRITISH POSSESSIONS AND
18	41,664	16	34,137	66	242,686	76	251,517	104	447,106	129	567,448	Total } FOREIGN COUNTRIES

GENERAL TABLES
SHIPPING

TRADE WITH EACH COUNTRY

NUMBER and TONNAGE of STEAM and SAILING VESSELS, including their REPEATED VOYAGES, the distinguishing the NATIONALITY of the vessels employed in the Trade with

COUNTRIES WHENCE ENTERED AND TO WHICH CLEARED	NATIONALITY								
	FRENCH				PORTUGUESE				
	Entered		Cleared		Entered		Cleared		
	vessels	tons	vessels	tons	vessels	tons	vessels	tons	
UNITED KINGDOM AND BRITISH POSSESSIONS—									
UNITED KINGDOM
ADEN AND DEPENDENCIES
BAHRAIN ISLANDS
MALDIVES
Ceylon
STRAITS SETTLEMENTS (INCLUDING LABUAN)	3	18,174	1	1,434
FEDERATED MALAY STATES
BRITISH BORNEO
HONGKONG
CAPE OF GOOD HOPE
NATAL
MAURITIUS AND DEPENDENCIES (INCLUDING SEYCHELLES)
KENYA COLONY (INCLUDING ZANZIBAR AND PEMBA)
CANADA
GOLD COAST
BRITISH WEST INDIA ISLANDS
AUSTRALIAN COMMONWEALTH
NEW ZEALAND
Fiji Islands
TOTAL UNITED KINGDOM AND BRITISH POSSESSIONS	3	18,174	1	1,434

	3	18,174	1	1,434
FOREIGN COUNTRIES—									
RUSSIA
GEORGIA
SWEDEN
NORWAY
DENMARK
POLAND
GERMANY
NETHERLANDS
BELGIUM
FRANCE	11	57,256	10	49,527
SPAIN
PORTUGAL
ITALY
PYRM
AUSTRIA
HUNGARY
ROMANIA
GREECE
TURKEY, ASIATIC
MASKAT TERRITORY AND TRUCIAL OMAN
IRAQ
PERSLA
SUMATRA
JAVA
BORNEO (DUTCH)
CEREBES AND OTHER ISLANDS
IAN
INDO-CHINA (INCLUDING COCHIN-CHINA, ETC.)	18	67,329	18	68,447
PHILIPPINES	1	1,434	..
CHINA (EXCLUSIVE OF HONGKONG AND MACAO)
JAPAN
EGYPT
PORTUGUESE EAST AFRICA
MADAGASCAR
RUWION
GERMAN EAST AFRICA
ITALIAN EAST AFRICA (ERITREA AND SOMALILAND)
FRENCH SOMALILAND	1	3,959
UNITED STATES OF AMERICA
CUBA
COLOMBIA
ARGENTINE REPUBLIC
TOTAL FOREIGN COUNTRIES	25	128,544	28	117,974	1	1,434	..

	25	128,544	28	117,974	1	1,434	..
TOTAL UNITED KINGDOM BRITISH POSSESSIONS AND FOREIGN COUNTRIES	25	128,544	26	131,148	1	1,434	1	1,434	..

	25	128,544	26	131,148	1	1,434	1	1,434	..

AND NATIONALITY OF VESSELS

ENTERED and CLEARED with CARGOES from and to each COUNTRY at PORTS in BRITISH INDIA, each country, in the Official Year 1931-32—continued

NATIONALITY								COUNTRIES WHENCE ENTERED AND TO WHICH CLEARED
ITALIAN				NORWEGIAN				
Entered		Cleared		Entered		Cleared		
vessels	tons	vessels	tons	vessels	tons	vessels	tons	
..	..	4	11,740	6	14,148	8	8,813	Steam } UNITED KINGDOM AND BRITISH POSSESSIONS -
1	3,061	1	2,523	Sailing } UNITED KINGDOM
..	Steam } ADEN AND DEPENDENCIES
..	Steam } BAHRAIN ISLANDS
..	Sailing } MALDIVES
..	..	7	22,016	4	12,487	Steam } Ceylon
..	Sailing } Ceylon
..	16	14,893	18	16,135	Steam } STRAITS SETTLEMENTS (INCLUDING LABUAN)
..	Sailing } STRAITS SETTLEMENTS (INCLUDING LABUAN)
..	4	13,676	Steam } FEDERATED MALAY STATES
..	Steam } BRITISH BORNEO
..	Steam } HONGKONG
..	Steam } CAPE OF GOOD HOPE
..	Sailing } CAPE OF GOOD HOPE
..	Steam } NATAL
..	Steam } MAURITIUS AND DEPENDENCIES (INCLUDING SEYCHELLES)
..	1	649	Steam } KENYA COLONY (INCLUDING ZANZIBAR AND PEMBA)
..	..	1	3,139	Sailing } KENYA COLONY (INCLUDING ZANZIBAR AND PEMBA)
..	Steam } CANADA
..	1	1,284	Steam } GOLD COAST
..	Steam } BRITISH WEST INDIA ISLANDS
..	Steam } AUSTRALIAN COMMONWEALTH
..	Steam } NEW ZEALAND
..	Steam } FIJI ISLANDS
1	3,061	12	36,894	28	45,889	26	38,719	Steam } TOTAL UNITED KINGDOM AND BRITISH POSSESSIONS
..	Sailing } TOTAL UNITED KINGDOM AND BRITISH POSSESSIONS
1	3,061	12	36,894	28	45,889	26	38,719	Total } FOREIGN COUNTRIES—
..	5	12,605	Steam } RUSSIA
..	4	13,353	1	3,821	Steam } GEORGIA
..	Steam } SWEDEN
..	7	24,552	8	28,083	Steam } NORWAY
..	Steam } DENMARK
..	Steam } POLAND
..	5	18,562	6	15,580	Steam } GERMANY
..	Sailing } GERMANY
..	2	5,035	Steam } NETHERLANDS
..	1	3,821	Steam } BELGIUM
4	15,005	9	36,448	2	7,214	Steam } FRANCE
..	Steam } SPAIN
..	Steam } PORTUGAL
82	336,047	74	310,873	Steam } ITALY
..	Steam } FIUME
1	3,111	Steam } AUSTRIA
..	Steam } HUNGARY
..	Steam } ROMANIA
..	Steam } GREECE
..	Steam } TURKEY, ASIATIC
..	2	1,314	2	1,314	Steam } MASKAT TERRITORY AND TRUCIAL OMAN
..	7	23,346	Steam } IRAQ
..	Steam } PERSIA
..	Steam } SUMATRA
10	40,524	10	40,525	6	15,550	8	7,176	Steam } JAVA
..	8	26,346	Steam } BORNEO (DUTCH)
..	Steam } CELEBES AND OTHER ISLANDS
..	13	11,349	8	5,255	Steam } SIAM
..	Sailing } SIAM
..	Steam } INDO-CHINA (INCLUDING COCHIN-CHINA, ETC.)
14	31,081	13	76,252	11	16,729	20	40,287	Steam } PHILIPPINES
..	Steam } CHINA (EXCLUSIVE OF HONGKONG AND MACAO)
10	34,894	12	43,877	Steam } JAPAN
..	Sailing } JAPAN
..	1	2,389	Steam } EGYPT
..	Steam } PORTUGUESE EAST AFRICA
..	Steam } MADAGASCAR
..	Steam } REUNION
..	Steam } GERMAN EAST AFRICA
..	..	1	2,527	1	2,389	Steam } ITALIAN EAST AFRICA (ERITREA AND SOMALILAND)
..	Steam } FRENCH SOMALILAND
..	Steam } UNITED STATES OF AMERICA
..	2	4,133	Sailing } UNITED STATES OF AMERICA
..	Steam } CUBA
..	..	1	3,307	Sailing } CUBA
..	Steam } COLOMBIA
..	Sailing } ARGENTINE REPUBLIC
121	511,262	120	513,699	72	175,557	58	115,252	Steam } TOTAL FOREIGN COUNTRIES
..	Sailing } TOTAL FOREIGN COUNTRIES
121	511,262	120	513,699	72	175,557	58	115,252	Total } TOTAL FOREIGN COUNTRIES
122	514,323	132	550,598	100	221,446	79	153,971	Steam } TOTAL UNITED KINGDOM, BRITISH POSSESSIONS AND FOREIGN COUNTRIES
..	Sailing } TOTAL UNITED KINGDOM, BRITISH POSSESSIONS AND FOREIGN COUNTRIES
122	514,323	132	550,598	100	221,446	79	153,971	Total } TOTAL UNITED KINGDOM, BRITISH POSSESSIONS AND FOREIGN COUNTRIES

GENERAL TABLES
SHIPPING

(703)

No. 8—continued

TRADE WITH EACH COUNTRY

NUMBER and TONNAGE of STEAM and SAILING VESSELS, including their REPEATED VOYAGES, that the NATIONALITY of the vessels employed in the Trade

COUNTRIES WHENCE ENTERED AND TO WHICH CLEARED	NATIONALITY									
	SWEDISH				JAPANESE				CHINESE	
	Entered		Cleared		Entered		Cleared		Cleared*	
	vessels	tons	vessels	tons	vessels	tons	vessels	tons	vessels	tons
UNITED KINGDOM AND BRITISH POSSESSIONS—										
UNITED KINGDOM	1	3,509	1	2,862
ADEN AND DEPENDENCIES	3	9,955
BAHRIN ISLANDS
MALDIVES	1	2,605	2	6,140	2	5,041
Ceylon	2	6,148	4	12,731
STRAITS SETTLEMENTS (INCLUDING LABUAN)
FEDERATED MALAY STATES	1	2,743
BRITISH BORNEO	2	6,431
HONGKONG	1	2,000
GOLD COAST
CAPES OF GOOD HOPE
NATAL
MAURITIUS AND DEPENDENCIES (INCLUDING SEYCHELLES)
KENYA COLONY (INCLUDING ZANZIBAR AND PEMBA)
SOMALILAND
CANADA	6	18,423
AUSTRALIAN COMMONWEALTH
TOTAL UNITED KINGDOM AND BRITISH POSSESSIONS	1	3,509	3	7,557	13	40,666	9	26,946

	1	3,509	3	7,557	13	40,666	9	26,946
FOREIGN COUNTRIES—										
RUSSIA
GEORGIA
SWEDEN	13	41,848	8	27,313
NORWAY	2	7,018
GERMANY	1	2,606	6	18,901
NETHERLANDS
BELGIUM
FRANCE
SPAIN
PORTUGAL
ITALY
YUNAN
AUSTRIA
HUNGARY
GREECE
TURKEY, ASIATIC
MASKAT TERRITORY AND TRUCIAL OMAN
PERSIA
SIAM
INDO-CHINA (INCLUDING COCHIN CHINA, ETC.)	5	15,954
SUMATRA
PHILIPPINES	15	50,438
JAVA
BORNEO (DUTCH)
CHINA (EXCLUSIVE OF HONGKONG AND MACAO)	7	[21,860]	4	7,650
KOREA
JAPAN	121	432,286	139	485,410
EGYPT
CEREBES AND OTHER ISLANDS
FRENCH WEST AFRICA
PORTUGUESE EAST AFRICA
MADAGASCAR
REUNION
ITALIAN EAST AFRICA (ERITREA AND SOMALILAND)	2	10,283
GERMAN EAST AFRICA
UNITED STATES OF AMERICA
TOTAL FOREIGN COUNTRIES	16	51,472	14	46,214	143	508,966	146	507,270	4	7,650

	16	51,472	14	46,214	143	508,966	146	507,270	4	7,650
	17	54,981	17	53,771	156	549,632	155	534,216	4	7,650

TOTAL UNITED KINGDOM, BRITISH POSSESSIONS AND FOREIGN COUNTRIES	17	54,981	17	53,771	156	549,632	155	534,216	4	7,650

* None entered.

NATIONALITY OF VESSELS

ENTERED and CLEARED with CARGOES from and to each COUNTRY at PORTS in BRITISH INDIA, distinguishing each country, in the Official Year 1931-32—continued

NATIONALITY										COUNTRIES WHENCE ENTERED AND TO WHICH CLEARED
AMERICAN		JUGO-SLAVIAN				MALDIVIAN				
Entered	Cleared	Cleared*		Entered	Cleared	Entered	Cleared	Entered	Cleared	
vessels	tons	vessels	tons	vessels	tons	vessels	tons	vessels	tons	
..	1	3,562	UNITED KINGDOM AND BRITISH POSSESSIONS—
..	Steam UNITED KINGDOM
..	Steam ADEN AND DEPENDENCIES
..	Steam } BAHRAIN ISLANDS
..	..	1	4,800	3	518	3	518	Sailing } MALDIVES
..	Sailing } CEYLON
4	14,171	Steam } STRAITS SETTLEMENTS (INCLUDING LABUAN)
..	Sailing } FEDERATED MALAY STATES
..	Steam BRITISH BORNEO
1	4,800	Steam HONGKONG
..	Steam GOLD COAST
..	Steam } CAPE OF GOOD HOPE
..	Sailing } NATAL
..	Steam MAURITIUS AND DEPENDENCIES (INCLUDING SEYCHELLES)
..	Steam } KENYA-COLONY (INCLUDING ZAMBIA AND PEMBA)
..	Sailing } SOMALILAND
1	4,800	Steam CANADA
..	Steam AUSTRALIAN COMMONWEALTH]
6	23,771	1	4,800	1	3,562	3	518	3	518	Steam } TOTAL UNITED KINGDOM AND BRITISH POSSESSIONS
6	23,771	1	4,800	1	3,562	3	518	3	518	Sailing } FOREIGN COUNTRIES—
1	4,900	Steam RUSSIA
1	5,177	Steam GEORGIA
..	Steam SWEDEN
..	Steam NORWAY
..	Steam GERMANY
..	Steam NETHERLANDS
1	4,800	Steam BELGIUM
..	Steam FRANCE
..	Steam SPAIN
..	Steam PORTUGAL
..	Steam ITALY
..	Steam FIUME
..	Steam AUSTRIA
..	Steam HUNGARY
..	Steam GREECE
..	Steam } TURKEY, ASIATIC
..	Sailing } MASKAT TERRITORY AND TRUCIAL OMAN
..	Steam PERSIA
..	Steam } SIAM
..	Sailing } INDO-CHINA (INCLUDING COCHIN CHINA, &c.)
..	..	3	13,091	Steam SUMATRA
..	Steam PHILIPPINES
..	Steam } JAVA
..	Sailing } BORNEO (DUTCH)
1	3,450	Steam CHINA (EXCLUSIVE OF HONGKONG AND MACAO)
1	3,450	Steam KOREA
..	Steam JAPAN
..	Steam EGYPT
..	Steam CELEBES AND OTHER ISLANDS
..	Steam FRENCH WEST AFRICA
..	Steam PORTUGUESE EAST AFRICA
..	Steam MADAGASCAR
..	Steam REUNION
..	Steam ITALIAN EAST AFRICA (ERITREA AND SOMALILAND)
32	137,806	32	130,552	Sailing GERMAN EAST AFRICA
..	Sailing } UNITED STATES OF AMERICA
37	150,483	35	143,643	Steam } TOTAL FOREIGN COUNTRIES
..	Sailing } TOTAL
37	150,483	35	143,643	Total } TOTAL UNITED KINGDOM, BRITISH POSSESSIONS AND FOREIGN COUNTRIES
43	183,234	36	148,443	1	3,562	3	518	3	518	Steam } TOTAL
..	Sailing } TOTAL
43	183,234	36	148,443	1	3,562	3	518	3	518	Total } TOTAL

*None entered.

GENERAL TABLES
SHIPPING

(707)

No. 8—concluded

TRADE WITH EACH COUNTRY

NUMBER and TONNAGE of STEAM and SAILING VESSELS, including their REPEATED VOYAGES, that ENTERED NATIONALITY of the vessels employed in the Trade with each

COUNTRIES WHENCE ENTERED AND TO WHICH CLEARED	NATIONALITY							
	TOTAL FOREIGN				BRITISH			
	Entered		Cleared		Entered		Cleared	
	vessels	tons	vessels	tons	vessels	tons	vessels	tons
FOREIGN COUNTRIES—continued								
MASQAT TERRITORY AND TRUCIAL OMAN	{ Steam
	{ Sailing
OTHER NATIVE STATES IN ARABIA	{ Steam
	{ Sailing
IRAQ	{ Steam	3	5,166	2	1,314
	{ Sailing
PERSIA	{ Steam	8	27,173
	{ Sailing
HERJAM ISLAND	{ Steam
	{ Sailing
SUMATRA	{ Steam	9	9,479	23	25,596
	{ Sailing
JAVA	{ Steam	39	135,811	29	118,006
	{ Sailing
BORNEO (DUTCH)	{ Steam	8	26,346
	{ Sailing
COLUMBES AND OTHER ISLANDS	{ Steam	1	3,598
	{ Sailing
SIAM	{ Steam	20	33,407	8	5,255
	{ Sailing
INDO-CHINA (INCLUDING COCHIN CHINA, ETC.)	{ Steam	18	83,233	13	68,447
	{ Sailing
PHILIPPINES	{ Steam	3	13,091
CHINA (EXCLUSIVE OF HONGKONG AND MACAO)	{ Steam	35	113,437	57	165,463
	{ Sailing
KOREA	{ Steam
JAPAN	{ Steam	133	475,507	151	529,087
	{ Sailing
EGYPT	{ Steam	4	17,533
PORTUGUESE EAST AFRICA	{ Steam
	{ Sailing
MADAGASCAR	{ Steam
	{ Sailing
REUNION	{ Steam
	{ Sailing
GERMAN EAST AFRICA	{ Steam
	{ Sailing
ITALIAN EAST AFRICA (ERITREA AND SOMALILAND)	{ Steam	4	14,839	1	2,527
	{ Sailing
FRENCH SOMALILAND	{ Steam	1	3,059
	{ Sailing
UNITED STATES OF AMERICA	{ Steam	49	213,615	52	226,492
	{ Sailing
CUBA	{ Steam	2	4,133
	{ Sailing
BRAZIL	{ Steam
	{ Sailing
COLOMBIA	{ Steam	1	3,397
ARGENTINE REPUBLIC	{ Steam
	{ Sailing
CHILE	{ Steam
	{ Sailing
PERU	{ Steam
	{ Sailing
ECUADOR	{ Steam
OTHER ISLANDS IN THE PACIFIC	{ Steam
	{ Sailing
TOTAL FOREIGN COUNTRIES	{ Steam	593	2,238,775	601	2,238,890
	{ Sailing
	Total	593	2,238,775	601	2,238,890
TOTAL UNITED KINGDOM, BRITISH POSSESSIONS AND FOREIGN COUNTRIES	{ Steam	652	2,385,070	672	2,437,890
	{ Sailing	3	518	3	518
	Total	655	2,385,588	675	2,438,408

AND NATIONALITY OF VESSELS

and CLEARED with CARGOES from and to each COUNTRY at PORTS in BRITISH INDIA, distinguishing the country, in the Official Year 1931-32—concluded

CRAFT												COUNTRIES WHENCE ENTERED AND TO WHICH CLEARED	
BRITISH INDIAN				FOREIGN				TOTAL BRITISH, BRITISH INDIAN, FOREIGN, AND NATIVE CRAFT					
Entered		Cleared		Entered		Cleared		Entered		Cleared			
vessels	tons	vessels	tons	vessels	tons	vessels	tons	vessels	tons	vessels	tons		
..	1	1,727	Steam	MASCAT TERRITORY AND TRUCIA OMAN
81	8,414	123	13,270	96	7,249	151	10,402	177	15,663	274	23,672	Sailing	
..	14	37,048	22	55,970	Steam	OTHER NATIVE STATES IN ARABIA
1	83	2	151	19	2,541	29	3,113	20	2,624	31	3,264	Sailing	
..	123	240,875	110	213,661	Steam	IRAQ
33	3,228	26	2,698	50	3,947	60	5,310	83	7,175	86	8,008	Sailing	
..	56	187,606	19	67,586	Steam	PERSIA
4	271	18	1,443	25	1,155	14	1,192	29	1,426	32	2,635	Sailing	
..	1	374	Steam	HERJAM ISLAND
..	Sailing	
..	9	9,479	38	57,333	Steam	SUMATRA
..	Sailing	
..	80	279,686	48	182,229	Steam	JAVA
..	Sailing	
..	10	33,481	Steam	BORNEO (DUTCH)
..	2	7,645	Steam	
..	Sailing	OMBEDES AND OTHER ISLANDS
..	..	21	222	
..	20	33,407	8	5,255	Steam	SIAM
18	489	37	392	18	489	58	614	Sailing	
..	19	85,502	13	68,447	Steam	INDO-CHINA (INCLUDING COCHIN CHINA, ETC.)
..	Sailing	
..	4	17,891	Steam	PHILIPPINES
..	69	211,257	123	357,201	Steam	
..	Sailing	CHINA (EXCLUSIVE OF HONGKONG AND MACAO)
..	
..	Steam	KOREA
..	203	804,244	233	891,108	Steam	
..	Sailing	JAPAN
..	1	4,845	15	52,636	Steam	
..	1	4,120	1	2,619	Steam	EGYPT
8	1,037	6	619	8	1,037	6	619	Sailing	
..	Steam	PORTUGUESE EAST AFRICA
2	218	1	113	2	218	1	113	Sailing	
..	Steam	MADAGASCAR
..	Sailing	
..	Steam	REUNION
..	Sailing	
..	Steam	GERMAN EAST AFRICA
..	Sailing	
..	11	32,399	1	2,527	Steam	ITALIAN EAST AFRICA (ERITREA AND SOMALILAND)
..	1	40	1	40	1	40	1	40	Sailing	
..	2	7,108	1	3,291	Steam	FRENCH SOMALILAND
..	Sailing	
..	132	505,604	144	564,869	Steam	UNITED STATES OF AMERICA
..	Sailing	
..	15	45,087	Steam	CUBA
..	Sailing	
..	1	3,149	Steam	BRAZIL
..	Sailing	
..	2	6,575	Steam	COLOMBIA
..	Sailing	
..	12	38,754	Steam	ARGENTINE REPUBLIC
..	Sailing	
..	1	3,005	Steam	CHILE
..	Sailing	
..	1	2,388	Steam	PERU
..	Sailing	
..	1	2,035	Steam	ECUADOR
..	Sailing	
147	13,740	234	18,908	191	14,932	255	20,057	1,067	3,761,521	1,174	4,143,002	Steam	TOTAL FOREIGN COUNTRIES
147	13,740	234	18,908	191	14,932	255	20,057	838	28,672	469	38,965	Sailing	
52	20,637	404	33,492	199	15,303	285	22,888	2,328	7,337,302	2,339	7,484,153	Steam	TOTAL UNITED KINGDOM, BRITISH POSSESSIONS AND FOREIGN COUNTRIES
252	20,637	404	33,492	199	15,303	285	22,888	522	42,853	843	76,101	Sailing	
252	20,637	404	33,492	199	15,303	285	22,888	2,850	7,380,655	3,182	7,560,254	Total	

GENERAL TABLES
SHIPPING

(709)

No. 9

TRADE WITH EACH COUNTRY

NUMBER and TONNAGE of STEAM and SAILING VESSELS, including their REPEATED VOYAGES, that
ing the NATIONALITY of the vessels employed in

COUNTRIES WHENCE ENTERED AND TO WHICH CLEARED	NATION															
	BRITISH (OTHER THAN BRITISH INDIAN)				BRITISH INDIAN (OTHER THAN NATIVE CRAFT)				DUTCH				ITALIAN			
	Entered		Cleared		Entered		Cleared		Entered		Cleared		Entered		Cleared	
	vessels	tons	vessels	tons	vessels	tons	vessels	tons	vessels	tons	vessels	tons	vessels	tons	vessels	tons
UNITED KINGDOM AND BRITISH POSSESSIONS—																
UNITED KINGDOM	Steam	11	50,292	1	6,205
ADEN AND DEPENDENCIES	Steam	8	8,488	2	6,195
BAHRAIN ISLANDS	Steam
MALDIVES	Sailing	1	250	8	416
CEYLON	Steam	83	258,513	14	40,149	9	2,282
	Sailing	1	108	2	161	85	11,715	19	2,522
STRAITS SETTLEMENTS (INCLUDING LABUAN)	Steam	14	41,270	7	27,300	2	1,884
FEDERATED MALAY STATES	Steam	1	1,008
BRITISH BORNEO	Steam
HONGKONG	Sailing
CAPR OF GOOD HOPE	Steam
	Sailing
NATAL	Steam	1	2,134
	Sailing
MAURITIUS AND DEPENDENCIES (INCLUDING SEYCHELLES)	Steam	7	31,557
	Sailing
KENYA COLONY (INCLUDING ZANZIBAR AND PEMBA)	Steam	5	18,997	1	4,646
	Sailing
TANGANYIKA TERRITORY	Steam	4	13,500
ANGLO-EGYPTIAN SUDAN	Steam
CANADA	Steam	1	3,178
BRITISH WEST INDIA ISLANDS	Steam	1	3,912
AUSTRALIAN COMMONWEALTH	Steam	6	18,456	2	8,698
	Sailing
NEW ZEALAND	Steam	1	5,400
FIJI ISLANDS	Steam	1	3,912
TOTAL UNITED KINGDOM AND BRITISH POSSESSIONS	Steam	183	440,101	31	102,957	9	2,282	2	1,884
	Sailing	2	367	2	161	88	12,131	19	2,522	2	8,698
	Total	185	440,468	33	103,118	97	14,413	19	2,522	2	1,884	2	8,698
FOREIGN COUNTRIES—																
RUSSIA	Steam	1	4,283
GEORGIA	Steam	10	49,717
NORWAY	Steam
DENMARK	Steam
GERMANY	Steam	1	4,800	1	4,435
NETHERLANDS	Steam
BELGIUM	Steam
FRANCE	Steam
SPAIN	Steam	1	3,784	1	1,727
PORTUGAL	Steam
ITALY	Steam	1	2,948
PIEMONTE	Steam
AUSTRIA	Steam
HUNGARY	Steam
GREECE	Steam
TURKEY, ASIATIC	Steam
MARKAT TERRITORY AND TRUCIAL OMAN	Steam	1	3,751
OTHER NATIVE STATES IN ARABIA	Steam	2	8,151	5	11,120
	Sailing
IRAQ	Steam	5	12,357	4	9,271
PERSIA	Steam	2	6,345	35	109,400
IBRAHIM ISLAND	Steam
SUMATRA	Steam	4	12,700	4	14,976	8	8,466	1	2,214
JAVA	Steam	7	24,298	10	36,571	2	9,433
BORNEO (DUTCH)	Steam
CELEBES AND OTHER ISLANDS	Steam	1	3,566	1	4,408	3	16,106
	Sailing	1	2,045
SIAM	Steam
	Sailing
INDO-CHINA (INCLUDING COCHIN CHINA, ETC.)	Steam
	Sailing
PHILIPPINES	Steam	3	11,973
FORMOSA	Steam	3	10,231
CHINA (EXCLUSIVE OF HONGKONG AND MACAO)	Steam	12	35,178	1	3,306
KOREA	Steam
JAPAN	Steam	3	10,829	5	18,526	2	6,215
EGYPT	Steam	13	41,350	2	8,480
PORTUGUESE EAST AFRICA	Steam	6	22,043
MADAGASCAR	Steam	1	3,025
REUNION	Steam
GERMAN EAST AFRICA	Steam
ITALIAN EAST AFRICA	Steam
FRENCH SOMALI AND OTHER EAST AFRICAN PORTS	Steam
	Sailing
UNITED STATES OF AMERICA	Steam	3	40,167	3	31,696
	Sailing
CUBA	Steam
BRAZIL	Steam	1	4,247
ARGENTINE REPUBLIC	Steam
	Sailing
TOTAL FOREIGN COUNTRIES	Steam	64	238,824	81	301,563	6	14,426	12	26,832	5	19,481	3	9,168	..
	Sailing
	Total	64	238,824	81	301,563	6	14,426	12	26,832	5	19,482	3	9,168	..
TOTAL UNITED KINGDOM, BRITISH POSSESSIONS, AND FOREIGN COUNTRIES	Steam	197	687,925	112	404,520	15	10,708	14	28,716	7	28,180	3	9,163	..
	Sailing	2	367	2	161	88	12,131	19	2,522
	Total	199	68													

AND NATIONALITY OF VESSELS

ENTERED and CLEARED in BALLAST from and to each COUNTRY at PORTS in BRITISH INDIA, distinguishing the Trade with each country, in the Official Year 1931-32

NATIONALITY														COUNTRIES WHENCE ENTERED AND TO WHICH CLEARED
DANISH		SWEDISH				NORWEGIAN				AMERICAN				
Entered*		Entered		Cleared		Entered		Cleared		Entered		Cleared		
vessels	tons	vessels	tons	vessels	tons	vessels	tons	vessels	tons	vessels	tons	vessels	tons	
..	2	2,701	Steam UNITED KINGDOM
..	..	1	2,862	Steam ADEN AND DEPENDENCIES
..	Steam BAHRAIN ISLANDS
..	..	2	5,599	1	3,509	2	2,304	1	661	1	4,145	1	509	Sailing MALDIVES
..	Sailing } CEYLON
..	1	3,004	1	3,150	1	3,450	Steam STRAITS SETTLEMENTS (INCLUDING LABUAN)
..	Sailing } FEDERATED MALAY STATES
..	Steam BRITISH BORNEO
..	Steam } HONGKONG
..	Sailing } CAPE OF GOOD HOPE
..	Steam } NATAL
..	Sailing } MAURITIUS AND DEPENDENCIES (INCLUDING SEYDI ELLE)
..	Steam } KENYA COLONY (INCLUDING ZANZIBAR AND P. M.B.A.)
..	Sailing } TANGANYIKA TERRITORY
..	1	4,146	Steam ANGLO-EGYPTIAN SUDAN
..	Steam CANADA
..	Steam BRITISH WEST INDIA ISLANDS
..	1	4,285	Steam } AUSTRALIAN COMMONWEALTH
..	Steam NEW ZEALAND
..	Steam FIJI ISLANDS
..	..	3	8,461	1	3,509	5	8,009	3	8,086	3	11,741	1	509	Steam } TOTAL UNITED KINGDOM AND BRITISH POSSESSIONS
..	..	3	8,461	1	3,509	5	8,009	3	8,086	3	11,741	1	509	Total
..	1	5,177	Steam FOREIGN COUNTRIES -
..	Steam RUSSIA
..	Steam GEORGIA
..	Steam NORWAY
..	Steam DENMARK
..	Steam GERMANY
..	Steam NETHERLANDS
..	Steam BELGIUM
..	Steam FRANCE
..	Steam SPAIN
..	Steam PORTUGAL
..	Steam ITALY
..	Steam FIUME
..	Steam AUSTRIA
..	Steam HUNGARY
..	Steam GREECE
..	Steam TURKEY, ASIATIC
..	Steam MASKAT TERRITORY AND TRUCIAL OMAN
..	Steam } OTHER NATIVE STATES IN ARABIA
..	Steam IRAQ
..	6	20,133	Steam PERSIA
..	1	3,478	Steam HENJAM ISLAND
..	8	28,736	Steam SUMATRA
..	1	3,155	Steam JAVA
..	2	4,201	Steam BORNEO (DUTCH)
..	Steam CELEBES AND OTHER ISLANDS
..	Steam SIAM
..	Steam INDO-CHINA (INCLUDING COCHIN-CHINA ETC)
..	1	5,215	Steam PHILIPPINES
..	Steam FORMOSA
1	2,674	4	10,899	1	1,869	1	3,450	Steam CHINA (EXCLUSIVE OF HONG-KONG AND MACAO)
..	Steam KOREA
..	Steam JAPAN
..	1	1,599	Steam EGYPT
..	Steam PORTUGUESE EAST AFRICA
..	Steam MADAGASCAR
..	Steam REUNION
..	Steam GERMAN EAST AFRICA
..	Steam ITALIAN EAST AFRICA
..	Steam FRENCH SOMALILAND
..	Steam OTHER EAST AFRICAN PORTS
..	6	30,297	Steam } UNITED STATES OF AMERICA
..	Steam CUBA
..	Steam BRAZIL
..	Steam } ARGENTINE REPUBLIC
1	2,674	5	12,498	20	66,787	1	3,450	7	35,474	Steam } TOTAL FOREIGN COUNTRIES
..	Sailing
1	2,674	5	12,498	20	66,787	1	3,450	7	35,474	Total
1	2,674	3	8,461	1	3,509	10	20,507	23	74,883	4	15,191	8	35,983	Steam } TOTAL UNITED KINGDOM, BRITISH POSSESSIONS AND FOREIGN COUNTRIES
..	Sailing
1	2,674	3	8,461	1	3,509	10	20,507	23	74,883	4	15,191	8	35,983	Total

* None cleared.

GENERAL TABLES
SHIPPING

(711)

No. 9—continued

TRADE WITH EACH COUNTRY

NUMBER and TONNAGE of STEAM and SAILING VESSELS, including their REPEATED VOYAGES, and the NATIONALITY of the vessels employed in the Trade with

COUNTRIES WHENCE ENTERED AND TO WHICH CLEARED	NATIONALITY							
	FRENCH				GERMAN			
	Entered		Cleared		Entered		Cleared	
	vessels	tons	vessels	tons	vessels	tons	vessels	tons
UNITED KINGDOM AND BRITISH POSSESSIONS—								
UNITED KINGDOM	1	3,239	2	9,801
ADEN AND DEPENDENCIES
BAHRAIN ISLANDS
CEYLON
STRAITS SETTLEMENTS (INCLUDING LABUAN)
FEDERATED MALAY STATES
HONGKONG
CAPE OF GOOD HOPE
NATAL
MAURITIUS AND DEPENDENCIES (INCLUDING SEYCHELLES)
KENYA COLONY (INCLUDING MANZIBAR AND PEMBA)
AUSTRALIAN COMMONWEALTH
TOTAL UNITED KINGDOM AND BRITISH POSSESSIONS	1	3,239	2	9,801
FOREIGN COUNTRIES--	1	3,239	2	9,801
RUSSIA
GEORGIA
SWEDEN
GERMANY	9	43,112	7	26,349
NETHERLANDS	1	5,208
FRANCE	1	4,282	1	5,310
SPAIN
PORTUGAL
ITALY
PIUM
GREECE
TURKEY, ASIATIC
MASCAT TERRITORY AND TRUCIAL OMAN
IRAQ
PERSSIA
SUMATRA
JAVA	1	3,607
BORNEO (DUTCH)
CELEBES AND OTHER ISLANDS	2	6,772
SAM
INDO-CHINA (INCLUDING COCHIN-CHINA, ETC.)
PHILIPPINES
CHINA (EXCLUSIVE OF HONGKONG AND MACAO)
KOREA
JAPAN	1	4,874
EGYPT	3	11,456
PORTUGUESE EAST AFRICA
REUNION
MADAGASCAR
ITALIAN EAST AFRICA (SOMALILAND AND ERITREA)	1	1,742
FRENCH SOMALILAND
UNITED STATES OF AMERICA
ARGENTINE REPUBLIC	1	9,344
CHILE
TOTAL FOREIGN COUNTRIES	1	4,282	21	95,789	7	26,349
	1	4,282	21	95,789	7	26,349
TOTAL UNITED KINGDOM, BRITISH POSSESSIONS AND FOREIGN COUNTRIES	2	7,521	23	105,590	7	26,349
	2	7,521	23	105,590	7	26,349

AND NATIONALITY OF VESSELS

ENTERED and CLEARED in BALLAST from and to each COUNTRY at PORTS in BRITISH INDIA, distinguishing each country, in the Official Year 1931-32—continued

NATIONALITY								COUNTRIES WHENCE ENTERED AND TO WHICH CLEARED
JAPANESE				CHINESE				
Entered		Cleared		Entered		Cleared		
vessels	tons	vessels	tons	vessels	tons	vessels	tons	
..	..	2	8,778	UNITED KINGDOM AND BRITISH POSSESSIONS—
..	Steam UNITED KINGDOM
..	Steam ADMN AND DEPENDENCIES
..	Steam BAHRAIN ISLANDS
3	8,440	Steam } CEYLON
..	Sailing } STRAITS SETTLEMENTS (INCLUDING LABUAN)
5	14,673	3	8,091	1	2,364	Steam } FEDERATED MALAY STATES
..	Sailing } HONGKONG
..	Steam } GAPE OF GOOD HOPE
..	Sailing } NATAL
..	Steam MAURITIUS AND DEPENDENCIES (INCLUDING SEYCHELLES)
..	Steam KENYA COLONY (INCLUDING ZANZIBAR AND PEMBA)
1	3,254	6	22,602	1	1,704	Steam } AUSTRALIAN COMMONWEALTH
..	Sailing } TOTAL UNITED KINGDOM AND BRITISH POSSESSIONS
9	26,376	11	37,531	2	4,158	Total } FOREIGN COUNTRIES —
..	Steam RUSSIA
..	Steam GEORGIA
..	Steam SWEDEN
..	Steam GERMANY
..	Steam NETHERLANDS
..	Steam FRANCE
..	Steam SPAIN
..	Steam PORTUGAL
..	Steam ITALY
..	Steam FIUME
..	Steam GREECE
..	Steam } TURKEY, ASIATIC
..	Sailing } MASKAT TERRITORY AND TRUCIAL OMAN
..	Steam IRAQ
..	Steam PERSIA
..	Steam SUMATRA
..	..	1	2,744	Steam JAVA
1	2,518	Steam BORNEO (DUTCH)
..	Steam CELEBES AND OTHER ISLANDS
..	Steam } SIAM
..	Sailing } INDO-CHINA (INCLUDING COCHIN-CHINA, ETC.)
2	6,390	Steam PHILIPPINES
1	3,397	Steam CHINA (EXCLUSIVE OF HONGKONG AND MACAO)
..	2	3,492	1	1,912	Steam KOREA
3	10,909	Steam JAPAN
..	Steam EGYPT
..	Steam } PORTUGUESE EAST AFRICA
..	Sailing } REUNION
..	Steam MADAGASCAR
..	..	2	7,464	Steam ITALIAN EAST AFRICA (SOMALILAND AND ERITREA)
..	Steam FRENCH SOMALILAND
..	Steam UNITED STATES OF AMERICA
..	Steam } ARGENTINE REPUBLIC
..	Sailing } CHILE
7	23,214	8	10,208	2	3,492	1	1,912	Steam } TOTAL FOREIGN COUNTRIES
..	Sailing } TOTAL UNITED KINGDOM, BRITISH POSSESSIONS AND FOREIGN COUNTRIES
7	23,214	8	10,208	2	3,492	1	1,912	Total }
16	49,500	14	47,739	4	7,650	1	1,912	Steam }
..	Sailing }
16	49,500	14	47,739	4	7,650	1	1,912	Total }

AND NATIONALITY OF VESSELS

ENTERED and CLEARED in BALLAST from and to each COUNTRY at PORTS in BRITISH INDIA, distinguishing each country, in the Official Year 1931-32—continued

CRAFT				TOTAL BRITISH, BRITISH INDIAN, FOREIGN, AND NATIVE CRAFT				COUNTRIES WHENCE ENTERED AND TO WHICH CLEARED
FOREIGN								
Entered	Cleared	Entered	Cleared	Entered	Cleared	Entered	Cleared	
vessels	tons	vessels	tons	vessels	tons	vessels	tons	
..	16	72,033	1	6,205	Steam UNITED KINGDOM
..	4	11,330	4	12,973	Steam } ADEN AND DEPENDENCIES
..	Sailing }
..	Steam } BAHRAIN ISLANDS
2	146	3	202	Sailing }
..	12	1,492	Sailing MALDIVES
..	100	281,292	17	44,828	Steam } CEYLON
..	155	18,357	42	4,108	Sailing }
..	24	66,645	11	38,547	Steam } STRAITS SETTLEMENTS (INCLUDING LABUAN)
..	3	286	Sailing }
..	1	1,908	Steam FEDERATED MALAY STATES
..	Steam BRITISH BORNEO
..	Steam } HONGKONG
..	Sailing }
..	Steam } CAPE OF GOOD HOPE
..	Sailing }
..	1	2,134	Steam } NATAL
..	Sailing }
..	7	31,557	Steam } MAURITIUS AND DEPENDENCIES (INCLUDING SEICHELLES)
..	Sailing }
..	5	18,997	1	4,646	Steam } KENYA COLONY (INCLUDING ZANZIBAR AND PEMBA)
..	Sailing }
..	4	13,500	Steam TANGANYIKA TERRITORY
..	1	4,146	Steam ANGLO-EGYPTIAN SUDAN
..	1	3,178	Steam CANADA
..	1	3,912	Steam BRITISH WEST INDIA ISLANDS
..	2	5,048	15	54,101	Steam } AUSTRALIAN COMMONWEALTH
..	Sailing }
..	1	5,400	Steam NEWZEALAND
..	1	3,912	Steam FIJI ISLANDS
..	169	525,052	49	161,800	Steam } TOTAL UNITED KINGDOM AND BRITISH POSSESSIONS
2	146	173	20,337	42	4,198	Sailing }
2	146	342	545,389	91	165,498	Total }
..	1	4,283	FOREIGN COUNTRIES—
..	11	48,594	Steam RUSSIA
..	Steam GEORGIA
..	Steam SWEDEN
..	Steam NORWAY
..	11	52,347	7	26,849	Steam DENMARK
..	1	5,208	Steam GERMANY
..	Steam NETHERLANDS
..	Steam BELGIUM
..	2	9,502	Steam FRANCE
..	1	3,784	1	1,727	Steam SPAIN
..	Steam PORTUGAL
..	1	2,948	Steam ITALY
..	Steam FIUME
..	Steam AUSTRIA
..	Steam GREECE
..	Steam } TURKEY, ASIATIC
..	1	3,751	Sailing }
25	1,558	1	56	51	4,092	1	56	Steam MASKAT TERRITORY AND TRUCIAL OMAN
..	7	19,271	Sailing }
1	100	2	289	Steam OTHER NATIVE STATES IN ARABIA
..	5	12,357	4	9,271	Sailing }
37	2,355	1	110	49	4,099	1	110	Steam IRAQ
..	2	6,345	41	129,533	Sailing } PERSIA
5	197	7	509	Sailing }
..	Steam HENJAN ISLAND
..	Sailing }
..	12	21,166	6	20,602	Steam SUMATRA
..	10	37,338	19	68,051	Steam JAVA
..	Steam BORNEO (DUTCH)
..	5	17,354	4	13,261	Steam CELEBES AND OTHER ISLANDS
..	1	4,364	3	7,146	Steam } SIAM
..	31	446	3	17	Sailing }
..	2	6,390	1	2,162	Steam INDO-CHINA (INCLUDING COCHIN-CHINA, ETC.)
..	1	3,397	4	17,188	Steam PHILIPPINES
..	3	10,281	Steam FORMOSA
..	21	58,999	2	3,781	Steam CHINA (EXCLUSIVE OF HONGKONG AND MACAO)
..	Steam KOREA
..	9	32,827	5	18,526	Steam JAPAN
..	17	54,405	2	3,480	Steam EGYPT

GENERAL TABLES
SHIPPING

(715)

No. 9—concluded

TRADE WITH EACH COUNTRY

NUMBER and TONNAGE of STEAM and SAILING VESSELS, including their REPEATED VOYAGES, that distinguishing the NATIONALITY of the vessels employed in the Trade with each

COUNTRIES WHENCE ENTERED AND TO WHICH CLEARED	NATION											
	NATIVE											
	TOTAL FOREIGN				BRITISH				BRITISH INDIAN			
	Entered		Cleared		Entered		Cleared		Entered		Cleared	
	vessels	tons	vessels	tons	vessels	tons	vessels	tons	vessels	tons	vessels	tons
FOREIGN COUNTRIES—continued												
TRIPOLI Steam
TUNIS Steam
MOROCCO Steam
PORTUGUESE EAST AFRICA	Steam
	Sailing
MADAGASCAR Steam	1	1,742
REUNION Steam
GERMAN EAST AFRICA	Steam
	Sailing
ITALIAN EAST AFRICA	Steam	2	7,464
	Sailing
FRENCH SOMALILAND Steam
OTHER EAST AFRICAN PORTS Steam
UNITED STATES OF AMERICA	Steam	1	9,844	6	30,297
	Sailing
CUBA Steam
FRENCH WEST INDIES Steam
MEXICO Steam
BRAZIL Steam
URUGUAY	Steam
	Sailing
ARGENTINE REPUBLIC	Steam
	Sailing
CHILE	Steam
	Sailing
PERU	Steam
	Sailing
OTHER ISLANDS IN THE PACIFIC Steam
TOTAL FOREIGN COUNTRIES	Steam	53	181,394	48	160,212
	Sailing	72	5,185	3	17
	Total	53	181,394	48	160,212	72	5,185	3
TOTAL UNITED KINGDOM, BRITISH POSSESSIONS AND FOREIGN COUNTRIES	Steam	80	255,063	61	218,555
	Sailing	153	12,878	24	1,582
	Total	80	255,063	61	218,555	153	12,878	24

AND NATIONALITY OF VESSELS

ENTERED and CLEARED in BALLAST from and to each COUNTRY at PORTS in BRITISH INDIA, country, in the Official Year 1931-32—concluded

ALITY								COUNTRIES WHENCE ENTERED AND TO WHICH CLEARED.
CRAFT								
FOREIGN				TOTAL BRITISH, BRITISH INDIAN, FOREIGN, AND NATIVE CRAFT				
Entered		Cleared		Entered		Cleared		
vessels	tons	vessels	tons	vessels	tons	vessels	tons	
..	FOREIGN COUNTRIES—continued
..	Steam TRIPOLI
..	Steam TUNIS
..	Steam MOROCCO
..	6	22,048	Steam } PORTUGUESE EAST AFRICA
..	Sailing }
..	2	4,767	Steam MADAGASCAR
..	Steam REUNION
..	Steam } GERMAN EAST AFRICA
..	Sailing }
..	2	7,464	Steam } ITALIAN EAST AFRICA
..	Sailing }
..	Steam FRENCH SOMALILAND
..	Steam OTHER EAST AFRICAN PORTS
..	4	49,511	9	61,998	Steam } UNITED STATES OF AMERICA
..	Sailing }
..	Steam CUBA
..	Steam FRENCH WEST INDIES
..	Steam MEXICO
..	1	4,247	Steam BRAZIL
..	Steam } URUGUAY
..	Sailing }
..	Steam } ARGENTINE REPUBLIC
..	Sailing }
..	Steam } CHILE
..	Sailing }
..	Steam } PERU
..	Sailing }
..	Steam OTHER ISLANDS IN THE PACIFIC
..	128	434,044	124	461,775	Steam } TOTAL FOREIGN COUNTRIES
68	4,710	2	166	140	9,895	5	183	Sailing }
68	4,710	2	166	268	444,539	129	461,958	Total }
..	292	959,696	173	623,075	Steam } TOTAL UNITED KINGDOM, BRITISH POSSESSIONS AND FOREIGN COUNTRIES
70	4,856	2	166	313	30,232	47	4,381	Sailing }
70	4,856	2	166	605	989,928	220	627,456	Total }

VESSELS BUILT
SHIPPING

(717)

No. 10

NUMBER and TONNAGE of SAILING and STEAM VESSELS, BUILT

PROVINCES	1927-28						1928-29						SAILING	
	SAILING		STEAM		TOTAL		SAILING		STEAM		TOTAL		vos.	tons
	vos.	tons	vos.	tons	vos.	tons	vos.	tons	vos.	tons	vos.	tons	vos.	tons
BENGAL
BOMBAY	13	2,282	13	2,282	14	404	1	11	15	415	8	470
SIND	15	874	1	46	16	920	8	565	8	565	4	91
MADRAS	8	105	8	105	11	305	11	305	14	378
BURMA	1	14	1	14
TOTAL	32	3,275	1	46	33	3,321	33	1,274	1	11	34	1,285	26	930
PORTS														
BENGAL—														
Calcutta—														
from 10 to 100 tons
above 100 „ 300
„ 300
Chittagong—														
from 10 to 100 tons
above 100 to 300
„ 300
TOTAL from 10 to 100 tons
„ above 100 „ 300
„ „ 300
TOTAL
BOMBAY—														
Bombay from 10 to 100 tons	2	72	1	11	3	83	2	88
„ above 100 „ 300	1	156
„ „ 300	6	2,123	6	2,123
Bassein from 10 „ 100	5	189	5	189	2	89
above 100 „ 300
Bhandup from 10 „ 100
Bulsar	5	125	5	125
Dabhol	1	20	1	20	1	21
Dahanu
Dudamarg
Honavar	1	52
Jaitapur
Malwan
Marol
Rai
Ratnagiri	7	143	7	143	1	64
above 100 „ 300
Revdanda from 10 „ 100
Sankata
Surat
Uran
Vengals	1	14	1	14
TOTAL from 10 to 100 tons	7	159	7	159	14	404	1	11	15	415	7	314
„ above 100 „ 300	6	2,123	6	2,123	1	156
„ „ 300
TOTAL	13	2,282	13	2,282	14	404	1	11	15	415	8	470
SIND—														
Karachi—														
from 10 to 100 tons	12	455	1	46	13	501	7	286	7	286	3	80
above 100 „ 300	3	419	3	419	1	279	1	279
Kati Bundar from 10 to 100 tons	1	11
TOTAL from 10 to 100 tons	12	455	1	46	13	501	7	286	7	286	4	91
„ above 100 „ 300	3	419	3	419	1	279	1	279
„ „ 300
TOTAL	15	874	1	46	16	920	8	565	8	565	4	91
MADRAS—														
Calcut from 10 to 100 tons	1	14	1	14	2	27
above 100 „ 300
Cannanore from 10 „ 100
Oceanada
above 100 „ 300
„ 300
Cochin from 10 „ 100
above 100 „ 300

NOTE—(1) Under the English and Indian Merchant Shipping Acts and the Bombay Act, XIX of 1888, the registration of coasting vessels is compulsory in the Bombay Presidency including Sind, and the returns for Bombay and Sind are therefore complete as regards vessels of 10 tons burthen and above, while the returns for other provinces are incomplete, as the registration of vessels under both the English Merchant Shipping Act, 1804, and the Indian Merchant Shipping Act, X of 1841, as amended by Act XI of 1859 is optional and the returns are necessarily restricted only to such vessels as are actually registered.
(2) The Ports in the Bombay Presidency, excepting the chief port, are really *talukas* composed of a number of subordinate ports.

at each PORT in BRITISH INDIA, in each Official Year from 1927-28 to 1931-32.

1929-30				1930-31						1931-32						PROVINCES
STREAM		TOTAL		SAILING		STREAM		TOTAL		SAILING		STREAM		TOTAL		
ves.	tons	ves.	tons	ves.	tons	ves.	tons	ves.	tons	ves.	tons	ves.	tons	ves.	tons	
1	28	1	23	1	345	1	345	BENGAL
2	55	10	525	2	24	2	24	2	22	2	22	BOMBAY
..	..	4	91	2	20	2	20	1	53	1	53	SIND
..	..	14	378	17	742	17	742	4	149	4	149	MADRAS
..	BURMA
3	78	20	1,017	21	795	1	345	22	1,140	7	224	7	224	TOTAL
..	BENGAL—
..	Calcutta—
..	from 10 to 100 tons
..	above 100 " 300 "
1	28	1	23	1	345	1	345	" 300 "
..	Chittagong—
..	from 10 to 100 tons
..	above 100 to 300 "
..	" 300 "
1	28	1	23	TOTAL from 10 to 100 tons
..	" above 100 " 300 "
..	" " 300 "
1	28	1	23	1	345	1	345	TOTAL
..	BOMBAY—
2	55	4	148	Bombay from 10 to 100 tons
..	..	1	156	" above 100 " 300 "
..	" " 300 "
..	..	2	80	Basseln from 10 to 100 "
..	" above 100 " 300 "
..	Bhandup from 10 " 100 "
..	Bulsar " " " " "
..	..	1	21	1	12	1	12	Dabhol " " " " "
..	Dahnun " " " " "
..	Dodamarg " " " " "
..	..	1	52	Honavar " " " " "
..	Jaitapur " " " " "
..	Malwan " " " " "
..	Marol " " " " "
..	Raj " " " " "
..	..	1	64	2	24	2	24	1	10	1	10	Ratanagiri " " " " "
..	" above 100 " 300 "
..	Revdanda from 10 " 100 "
..	Sanikatta " " " " "
..	Surat " " " " "
..	Uran " " " " "
..	Vengurla " " " " "
2	55	0	389	2	24	2	24	2	22	2	22	TOTAL from 10 to 100 tons
..	..	1	156	" above 100 " 300 "
..	" " 300 "
2	55	10	525	2	24	2	24	2	22	2	22	TOTAL
..	..	3	80	2	20	2	20	1	53	1	53	SIND—
..	Karachi—
..	..	1	11	from 10 to 100 tons
..	above 100 " 300 "
..	..	4	91	2	20	2	20	1	53	1	53	Keti Bunder from 10 to 100 "
..	TOTAL from 10 to 100 "
..	" above 100 " 300 "
..	..	4	91	2	20	2	20	1	53	1	53	" " 300 "
..	TOTAL
..	..	2	27	2	25	2	25	MADRAS—
..	Callout from 10 to 100 tons
..	" above 100 " 300 "
..	Cannanore from 10 " 100 "
..	Cocanada " " " " "
..	" above 100 " 300 "
..	" 300 "
..	Cochin from 10 to 100 "
..	" above 100 " 300 "

VESSELS REGISTERED
SHIPPING

(721)

No 11

NUMBER and TONNAGE of SAILING and STEAM VESSELS, FIRST REGISTERED

PROVINCES	1927-28						1928-29						SAILING	
	SAILING		STEAM		TOTAL		SAILING		STEAM		TOTAL			
	ves.	tons	ves.	tons	ves.	tons	ves.	tons	ves.	tons	ves.	tons		
<i>Under the English Act</i>														
BENGAL
BOMBAY	5	9,170	5	9,170	3	4,029	3	4,029
BURMA	2	293	8	467	10	760	5	5,869	5	5,869	5	487
TOTAL	2	293	13	9,646	15	9,930	8	9,898	8	9,898	5	467
<i>Under the Indian Act</i>														
BENGAL
BOMBAY	11	2,524	11	2,524	18	545	2	67	18	612	5	300
SIND	15	874	2	89	17	963	11	872	1	45	12	917	4	91
MADRAS	3	105	3	105	11	305	11	305	14	378
BURMA
TOTAL	29	3,503	2	89	31	3,592	38	1,722	3	112	41	1,834	23	329
<i>PORTS Under the English Act</i>														
BENGAL—														
Calcutta—														
from 10 to 100 tons														
..
above 100 " 300 "														
..
" 300 " " "														
..
Chittagong above 300 "														
..
TOTAL
<i>Under the Indian Act</i>														
BENGAL—														
Chittagong from 10 to 100 tons														
..
" above 100 " 300 "														
..
" " 300 " " "														
..
TOTAL
<i>Under the English Act</i>														
BOMBAY—														
Bombay—														
from 10 to 100 tons														
..
above 100 " 300 "														
..	..	1	161	1	161	1	278	1	278	
" 300 " " "														
..	..	4	9,018	4	9,018	2	3,751	2	3,751	
TOTAL	5	9,179	5	9,179	3	4,029	3	4,029
<i>Under the Indian Act</i>														
BOMBAY—														
Bombay—														
from 10 to 100 tons														
2	86	2	86	5	268	2	67	7	333	2	88	
above 100 " 300 "														
2	301	2	301	1	156	
" 300 " " "														
6	2,123	6	2,123	
Ankola from 10 to 100 " " "														
..	
Bassein " " " " " "														
..	
Bhandup " " " " " "														
..	
" above 100 " 300 " " "														
..	
Bulsar from 10 " 100 " " "														
..	4	136	4	136	
Dahanu " " " " " "														
..	
Daman " " " " " "														
..	
Dadamarg " " " " " "														
..	
Honavar " " " " " "														
..	1	52	
Jaitapur " " " " " "														
..	
Maldwan " " " " " "														
..	
Maroli " " " " " "														
..	
Ral " " " " " "														
..	
Ratnagiri " " " " " "														
..	7	143	7	143	1	64	
Sanikata " " " " " "														
..	
Surat " " " " " "														
..	
Uran " " " " " "														
..	
Vengora " " " " " "														
1	14	1	14	
TOTAL from 10 to 100 " " "														
3	160	3	160	16	545	2	67	18	612	4	204	
" above 100 " 300 " " "														
2	301	2	301	1	156	
" " 300 " " "														
6	2,123	6	2,123	
TOTAL	11	2,524	11	2,524	16	545	2	67	18	612	5	360

NOTE.—(1) Under the English and Indian Merchant Shipping Act and the Bombay Act, XIX of 1838, the registration of coasting vessels is compulsory in the Bombay Presidency including Sind, and the returns for Bombay and Sind are therefore complete as regards vessels of 10 tons burthen and above, while the returns for other Provinces are incomplete as the registration of vessels under both the English Merchant Shipping Act, 1804, and the Indian Merchant Shipping Act, X of 1841, as amended by Act XI of 1850, is optional and the returns are necessarily restricted only to such vessels as are actually registered.
(2) The ports in the Bombay Presidency, excepting the chief port, are really talukas composed of a number of subordinate ports.

at each PORT in BRITISH INDIA, in each Official Year from 1927-28 to 1931-32

1929-30				1930-31				1931-32				PROVINCES <i>Under the English Act</i>				
STREAM		TOTAL		SAILING		STREAM		TOTAL		SAILING			STREAM		TOTAL	
ves.	tons	ves.	tons	ves.	tons	ves.	tons	ves.	tons	ves.	tons		ves.	tons	ves.	tons
..	5	1,955	5	1,955	BENGAL
2	991	2	991	4	4,294	4	4,294	2	1,548	2	1,548	BOMBAY
8	1,563	13	2,030	3	9,299	3	9,299	1	106	5	998	6	1,104	BURMA
10	2,554	15	8,121	12	16,543	12	16,543	1	106	7	2,546	8	2,652	TOTAL
..	<i>Under the Indian Act</i>
1	23	1	23	BENGAL
2	55	7	415	8	406	2	49	10	455	3	109	1	65	4	174	BOMBAY
..	..	4	91	3	70	3	70	1	53	1	63	SIND
..	..	14	378	17	742	17	742	4	149	4	149	MADRAS
..	BURMA
3	78	26	907	28	1,218	2	49	30	1,287	8	311	1	65	9	370	TOTAL
..	PORTS
..	<i>Under the English Act</i>
..	1	138	1	138	BENGAL—
..	3	1,508	3	1,508	Calcutta—
..	1	314	1	314	from 10 to 100 tons
..	5	1,955	5	1,955	above 100 „ 300 „
..	„ 300 „
..	Chittagong above 300 „
..	TOTAL
..	<i>Under the Indian Act</i>
1	23	1	23	BENGAL—
..	Chittagong from 10 to 100 tons
..	„ above 100 „ 300 „
..	„ „ 300 „
..	TOTAL
..	<i>Under the English Act</i>
..	BOMBAY—
..	Bombay—
2	991	2	991	1	246	1	246	from 10 to 100 tons
..	3	4,048	3	4,048	2	1,548	2	1,548	above 100 „ 300 „
..	„ 300 „
2	991	2	991	4	4,294	4	4,294	2	1,548	2	1,548	TOTAL
..	<i>Under the Indian Act</i>
2	55	4	143	4	199	2	49	6	245	1	88	1	65	2	153	BOMBAY—
..	..	1	156	1	172	1	172	Bombay—
..	from 10 to 100 tons
..	above 100 „ 300 „
..	„ 300 „
..	Ankola from 10 to 100 tons
..	Basseln „ „ „ „
..	Bhandup „ „ „ „
..	„ above 100 „ 300 „
..	Buldar from 10 „ 100 „
..	Dahanu „ „ „ „
..	1	11	1	11	Daman „ „ „ „
..	Dodamarg „ „ „ „
..	Honavar „ „ „ „
..	Jaitapur „ „ „ „
..	Málwan „ „ „ „
..	1	11	1	11	Maroli „ „ „ „
..	Bai „ „ „ „
..	..	1	64	2	24	2	24	1	10	1	10	Ratnagri „ „ „ „
..	Sanikota „ „ „ „
..	Surat „ „ „ „
..	Uran „ „ „ „
..	Venguria „ „ „ „
2	55	6	259	7	234	2	49	9	283	3	100	1	65	4	174	TOTAL from 10 „ 100 „
..	..	1	156	1	172	1	172	„ above 100 „ 300 „
..	„ „ 300 „
2	55	7	415	8	406	2	49	10	455	3	100	1	65	4	174	TOTAL

INDEX TO TABLES 1 TO 13

COUNTRIES AND PORTS	Imports	Exports	COUNTRIES AND PORTS	Imports	Exports
Abyssinia	Page 4, 5, 17, 552	Page 8, 9, 12, 13, 19, 21, 552	Denmark	Page 2, 3, 16, 262-263	Page 6, 7, 10, 11, 13, 20, 264-265
Aden and Dependencies	2, 3, 16, 373-375	6, 7, 10, 11, 18, 20, 376-381	Dhanus Kodl	34	34
Adirampatnam	33	33	Dutch Guiana	4, 5, 17	19, 594
Afghanistan	8, 9, 12, 13, 18, 20, 420	„ New Guinea	8, 9, 12, 13, 14, 18, 468
Africa—			„ West Indies	4, 5
Italian East	4, 5, 17, 548	8, 9, 12, 13, 19, 21, 548-550	Ecuador	4, 5, 17	19, 598
Portuguese East	4, 5, 17, 527-528	8, 9, 12, 13, 19, 21, 528-532	Egypt	4, 5, 17, 507-508	8, 9, 12, 13, 19, 21, 508-512
„ West	17, 517	6, 7, 8, 9, 10, 11, 12, 13, 19, 518	Estonia	2, 3, 16, 252	6, 7, 10, 11, 18, 253
Akyab	36	33	Federated Malay States	2, 3, 16, 456	6, 7, 10, 11, 18, 20, 456-458
Albania	4, 5, 16, 359	6, 7, 10, 11, 18, 359	Fiji Islands	2, 3, 17, 608	6, 7, 10, 11, 19, 21, 603-609
Algeria	4, 5, 17, 515	8, 9, 12, 18, 19, 515	Finland	2, 3, 16, 251	6, 7, 10, 11, 18, 20, 251-252
Ammapatnam	34	34	Fiume	4, 5, 16, 348	8, 7, 10, 11, 18, 349
Anglo-Egyptian Sudan	2, 3, 17, 552	6, 7, 10, 11, 19, 21, 552-554	Formosa	4, 5, 16, 474	8, 9, 12, 13, 18, 20, 474
Argentine Republic	4, 5, 17, 506	8, 9, 12, 13, 19, 21, 506	Fort Saint George	32, 149-174	32, 175-180
Armenia	370	8, 9, 12, 13, 18, 20, 370	France	2, 3, 16, 312-319	6, 7, 10, 11, 18, 20, 319-324
Australian Commonwealth	2, 3, 17, 599-602	6, 7, 10, 11, 19, 21, 602-605	French West Africa	4, 5	518
Austria	4, 5, 16, 340-352	6, 7, 10, 11, 18, 20, 355	French Possessions in West Africa	17, 517	518
Azerbaijan	4, 5, 16, 370	French Somaliland	4, 5	8, 9, 12, 13
Badagara	35	35	Georgia	2, 3, 16, 254	6, 7, 10, 11, 18, 254
Bahrain Islands	2, 3, 16, 406	6, 7, 10, 11, 18, 20, 403-410	Germany	2, 3, 16, 266-280	6, 7, 10, 11, 18, 20, 261-286
Balassore	30, 76	30, 76	Gibraltar	2, 3, 16, 327	6, 7, 10, 11, 18, 20, 327-328
Basseln	36	36	Gold Coast	516
Belgian Congo	517	517	Gopulpur	32	32
Belgium	2, 3, 16, 298-306	6, 7, 10, 11, 18, 20, 307-310	Greece	4, 5, 16, 361	6, 7, 10, 11, 18, 20, 361-362
Bengal	22, 23, 30	22, 23, 30	Guatemala	4, 5, 17, 589	8, 9, 12, 13, 19, 589
Bermudas	536	6, 7, 10, 11, 19, 536	Guiana (British)	2, 3, 17, 592	6, 7, 10, 11, 19, 21, 593
Bihar and Orissa	22, 30	22, 30	„ (Dutch)	4, 5, 17	19, 594
Bimulpatam	32	32	Hawaii	4, 5, 17, 609	8, 9, 12, 13, 19, 21, 610
Bolivia	19, 598	Hayti and St. Domingo	4, 5, 17, 587	21, 587
Bombay	22, 23, 30, 77-102	22, 23, 30, 103-118	Henjam Island	4, 5, 16, 419	8, 9, 12, 13, 18, 20, 419
Borneo	2, 3, 16, 465	18, 20, 465	Honduras	2, 3, 17	8, 9, 12, 13, 19, 590
„ British	2, 3, 16	6, 7, 10, 11, 18, 20	Hongkong	2, 3, 16, 474-478	6, 7, 10, 11, 18, 20, 470-482
„ Dutch	4, 5, 16	8, 9, 12, 13	Honavar	31	31
Brazil	4, 5, 17, 594	8, 9, 12, 13, 19, 21, 594	Hungary	4, 5, 16, 354	6, 7, 10, 11, 18, 20, 354
British Guiana	2, 3, 17, 592	6, 7, 10, 11, 19, 21, 593	Indo-China	4, 5, 16, 470	8, 9, 12, 13, 18, 20, 471
„ Honduras	2, 3	6, 7, 10, 11, 19, 590	Iraq	2, 3, 4, 5, 16, 382-384	6, 7, 8, 9, 10, 11, 12, 13, 18, 20, 385-393
„ Possessions in West Africa	17, 517	19, 518	Islands in the Pacific	8, 9, 12, 13, 19, 610
„ West India Islands	2, 3	6, 7, 10, 11	Italian East Africa	4, 5, 17, 548	8, 9, 12, 13, 19, 21, 548-550
Broach	31	31	Italy	4, 5, 16, 334-344	6, 7, 10, 11, 18, 20, 345-348
Bulgaria	6, 7, 10, 11, 18, 359	Japan	4, 5, 16, 491-501	8, 9, 12, 13, 18, 20, 501-506
Bulsar	31	31	Java	4, 5, 16, 460-461	8, 9, 12, 13, 18, 20, 461-464
Burma	22, 23, 36	22, 23, 36	Karachi	31, 119-140	31, 141-148
Calcutta	30, 32-63	30, 63-75	Karikal	33	33
Calcutt	35	35	Karwar	31	31
Calingapatam	32	32	Kenya Colony	2, 3, 17, 538-539	6, 7, 10, 11, 19, 21, 539-543
Canada	2, 3, 17, 561-568	6, 7, 10, 11, 19, 21, 563-564	Klthakaral	34	34
Canary Islands	4, 5, 17, 516	516	Korea	4, 5, 16, 490	8, 9, 12, 13, 18, 490
Cannanore	35	35	Koyalpatnam	34	34
Capo of Good Hope	2, 3, 17, 518	6, 7, 10, 11, 19, 21, 519-520	Kulasekharapatnam	35	35
Celebes and other Islands	4, 5, 16, 465	8, 9, 12, 13, 19, 20, 466	Kyaukpyu	36	36
Ceylon	2, 3, 16, 422-427	6, 7, 10, 11, 18, 20, 428-436	Latvia	2, 3, 16, 258	6, 7, 10, 11, 18, 258
Channel Islands	2, 3, 16, 311	6, 7, 10, 11, 18, 19, 21, 311	Lithuania	2, 3, 16, 253	8, 9, 12, 13, 18, 30, 311
Chile	4, 5, 17, 596	8, 9, 12, 13, 19, 21, 597	Luxemburg	2, 3, 16, 310	8, 9, 12, 13, 18, 20, 473
China	4, 5, 16, 483-486	8, 9, 12, 13, 18, 20, 487-490	Macao	4, 5, 14, 16, 473	8, 9, 12, 13, 18, 20, 532-538
Chittagong	30	30	Madagascar	4, 5, 17, 532	22, 23, 32-36
Colanada	32	32	Madras	22, 23, 32	6, 7, 10, 11, 18, 22, 421
Cochin	35	35	Maldives	2, 3, 16, 421	6, 7, 10, 11, 18, 22, 421
Colombia	4, 5, 17, 591	19, 21, 591	Malpe	35	35
Condapoor	35	35	Malta and Gozo	2, 3, 16, 329	6, 7, 10, 11, 18, 20, 330
Costa-Rica	8, 9, 12, 13, 19, 591	Malwan	31	31
Cote	4, 5, 16, 362	8, 9, 12, 13, 18, 20, 363	Mangalore	35	35
Cuba	4, 5, 17, 536	21, 536	Maskat Territory and Trucial Oman	4, 5, 16, 394	8, 9, 12, 13, 18, 20, 395-399
Cuddalore	32	32	Masulipatam	32	32
Cyprus	2, 3, 16, 365	6, 7, 10, 11, 18, 20, 365	Mauritius and Dependencies	2, 3, 17, 555	6, 7, 10, 11, 19, 21, 555-558
Czechoslovakia	4, 5, 16, 354-357	8, 9, 12, 13, 18, 20, 357	Mergui	36	36
Cyprus	31	31			

INDEX TO TABLES 1 TO 13—continued

COUNTRIES AND PORTS	Imports Page	Exports Page	COUNTRIES AND PORTS	Imports Page	Exports Page
Mexico	4, 5, 17, 589	8, 9, 12, 13, 19, 589	San-Salvador	19	8, 9, 12, 13, 18, 19
Morocco	4, 5, 17, 515	8, 9, 12, 13, 19, 515-516	Serb-Croat-Slovene State	4, 5, 16, 360	8, 9, 12, 13, 18, 19
Moulmein	37	37	Seychelles	2, 3, 17, 559	6, 7, 10, 11, 19, 559-560
Natal	2, 3, 17, 521-522	6, 7, 10, 11, 19, 21, 522-525	Slam	4, 5, 16, 466	8, 9, 12, 13, 18, 467-470
Negapatam	38	38	Sind	22, 23, 31	22, 23, 31
Netherlands	2, 3, 16, 287-293	6, 7, 10, 11, 16, 20, 204-297	Smyrna	4, 5, 16, 371	8, 9, 12, 13, 18, 371
Newfoundland and Coast of Labrador	----	6, 7, 10, 11, 19, 565	Somaland Protectorate	2, 3, 16, 550	6, 7, 10, 11, 550
New Guinea	----	8, 9, 12, 13, 14, 19, 466	" British	2, 3, 17	6, 7, 10, 11, 19
New Zealand	2, 3, 17, 606	6, 7, 10, 11, 19, 21, 607-608	" French	4, 5	8, 9, 12, 13
Nicaragua	----	8, 9, 12, 13, 19, 590	Spain	4, 5, 16, 325	6, 7, 10, 11, 18, 325-326
Nigeria	----	517	Spanish Possessions in West Africa	517	518
Norway	2, 3, 16, 260-261	6, 7, 10, 11, 18, 20, 261-262	Straits Settlements	2, 3, 16, 437-448	6, 7, 10, 11, 18, 449-455
Nyasaland Protectorate	2, 3, 17, 547	6, 7, 10, 11, 19, 21, 547	Sumatra	4, 5, 16, 458	8, 9, 12, 13, 18, 459
Other Native States in Arabia	4, 5, 16, 399-403	8, 9, 12, 13, 18, 20, 400-405	Surat	31	31
Pacific—Islands in the	----	8, 9, 12, 13, 19, 610	Sweden	2, 3, 16, 255-258	6, 7, 10, 11, 18, 259
Palestine	2, 3, 16, 372	6, 7, 10, 11, 18, 20, 372	Switzerland	4, 5, 16, 330-363	6, 7, 10, 11, 18, 333-334
Pamban	34	34	Syria	4, 5, 16, 368	8, 9, 12, 13, 18, 368-370
Panama	4, 5, 17, 592	19, 592	Tanganyika Territory	2, 3, 17, 544	6, 7, 10, 11, 19, 544-546
Papua	----	6, 7, 10, 11, 19, 21, 603	Tavoy	37	37
Paraguay	----	19, 595	Tellicherry	35	35
Persia	4, 5, 16, 410-412	8, 9, 12, 13, 18, 20, 412-418	Territory of Papua	----	6, 7, 10, 11, 19, 600
Peru	4, 5, 17, 597	19, 21, 597-598	Thrumalavasa	33	33
Philippine Islands and Guam	4, 5, 16, 472	8, 9, 12, 13, 18, 20, 472-473	Tondi	34	34
Point Calimere	33	33	Topputturai	33	33
Poland	2, 3, 16, 265	6, 7, 10, 11, 18, 265	Transvaal	2, 3, 17, 526	6, 7, 10, 11, 19, 526
Ponnani	35	35	Tripoli	4, 5, 17, 513	8, 9, 12, 13, 18, 513
Porto Novo	33	33	Tunis	4, 5, 17, 514	8, 9, 12, 13, 19, 514
Porto Rico	----	587	Turkey, Asiatic	4, 5, 16, 366	8, 9, 12, 13, 18, 366-368
Portugal	4, 5, 16, 323	6, 7, 10, 11, 18, 20, 323	" European	4, 5, 16, 363	8, 9, 12, 13, 18, 368-364
Portuguese East Africa	4, 5, 17, 527-528	8, 9, 12, 13, 19, 21, 528-532	Tuticorin	34	34
Portuguese Possessions in West Africa	17, 517	518	Uganda Protectorate	2, 3, 17, 547	6, 7, 10, 11, 19, 547
Portuguese West Africa	4, 5	----	United Kingdom	2, 3, 16, 211-237	6, 7, 10, 11, 18, 239-250
Protectorate of South West Africa	2, 3, 17, 518	6, 7, 10, 11, 19, 518	United States of America	4, 5, 17, 565-579	8, 9, 12, 13, 18, 560-585
Puri	30	30	Uran	31	31
Rangoon	36, 181-202	36, 203-210	Uruguay	4, 5, 17, 595	19, 21, 595
Reunion	4, 5, 17, 533	8, 9, 12, 13, 19, 21, 533	Velanganni	33	33
Rhodesia	2, 3, 17, 527	6, 7, 10, 11, 19, 21, 527	Venezuela	4, 5, 17, 592	19, 592
Roumania	4, 5, 16, 360	6, 7, 10, 11, 18, 20, 360	Victoria Point	37	37
Russia	2, 3, 16, 250	6, 7, 10, 11, 18, 20, 251	Vizagapatam	32	32
Sanlkatta	31	31	West Africa	17, 517	6, 7, 8, 9, 10, 13, 19, 518
			West Indies	17, 588	8, 9, 12, 13, 588-589
			Zanzibar and Pemba	2, 3, 17, 533-534	6, 7, 10, 11, 534-538

MISCELLANEOUS.

	Page	Shipping—contd	Page
French possessions in India—Trade of the Shipping :—	645-651	Abstract Tables—contd	
Abstract Tables—		Vessels entered and cleared from and to each port—	
Vessels entered into each province	653	With cargoes	667-668
" cleared from " "	654	In ballast	683-697
" entered from each country	655-658	General Tables—	
" cleared to " "	659-662	Vessels entered and cleared with cargoes	697-703
Nationality of vessels entered	663, 664	" " " " in ballast	700-714
" " cleared	665, 666	" built at each port	717-724
		" registered at each port	721-731