

DEPARTMENT OF COMMERCIAL INTELLIGENCE AND STATISTICS, INDIA

ANNUAL STATEMENT
OF THE
Sea-Borne Trade of British India
WITH THE
British Empire and Foreign Countries

11-28.
For the fiscal year ending 31st March, 1932
(2)

VOLUME II.

Abstract and detailed tables of the trade and shipping with each country and at each port, and tables relating to the trade of the French Possessions in India.

Published by order of the Governor-General in Council



DELHI: MANAGER OF PUBLICATIONS
1933

CHART 1.

(a) Variations in the Trade of British India with principal countries during the last ten years ending 1931-32 as compared with averages of the pre-war, war and post-war quinquennia.

IMPORTS (D)

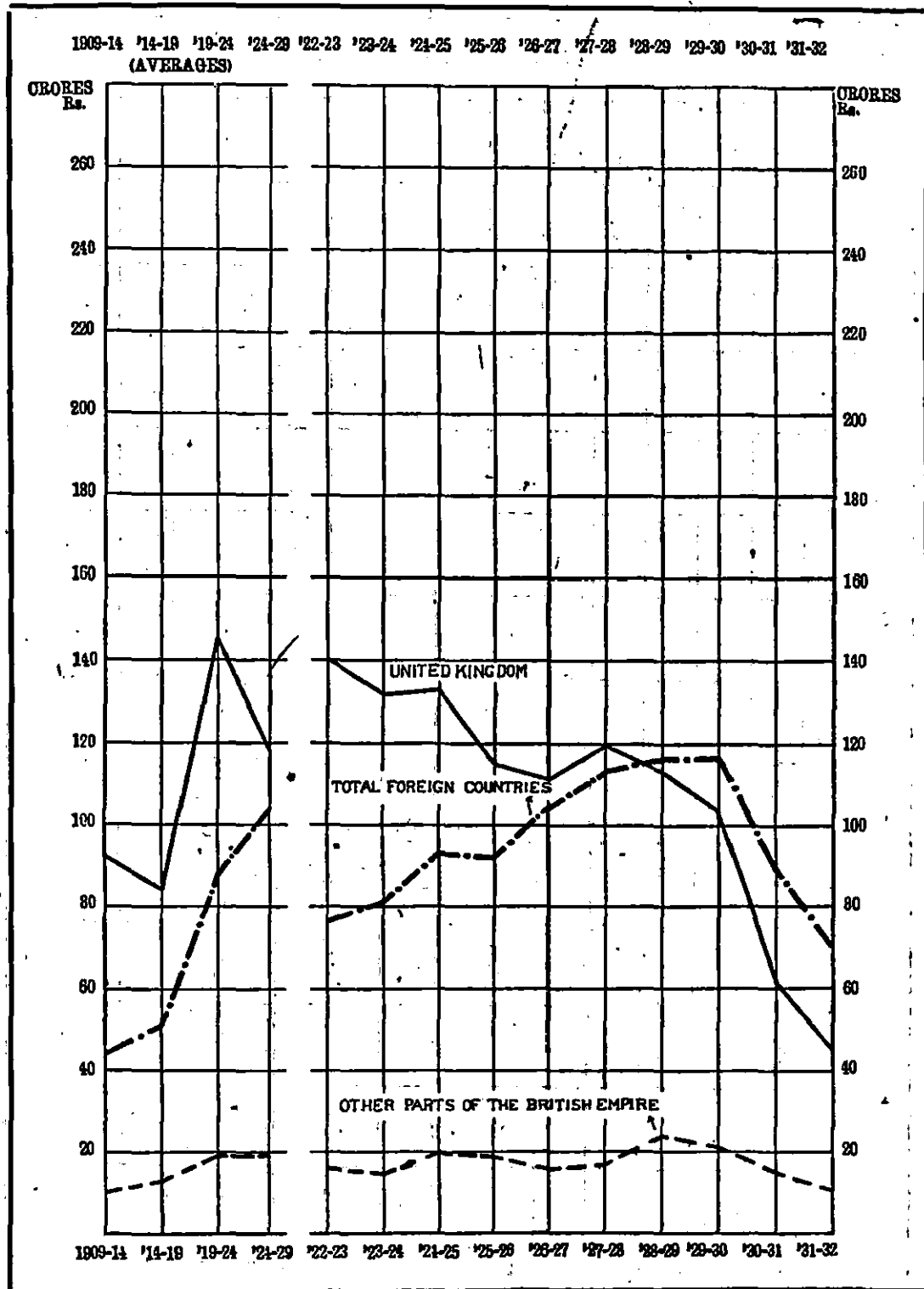


CHART 1.

(a) Variations in the Trade of British India with principal countries during the last ten years ending 1931-32 as compared with averages of the pre-war, war and post-war quinquennia.

IMPORTS (II)

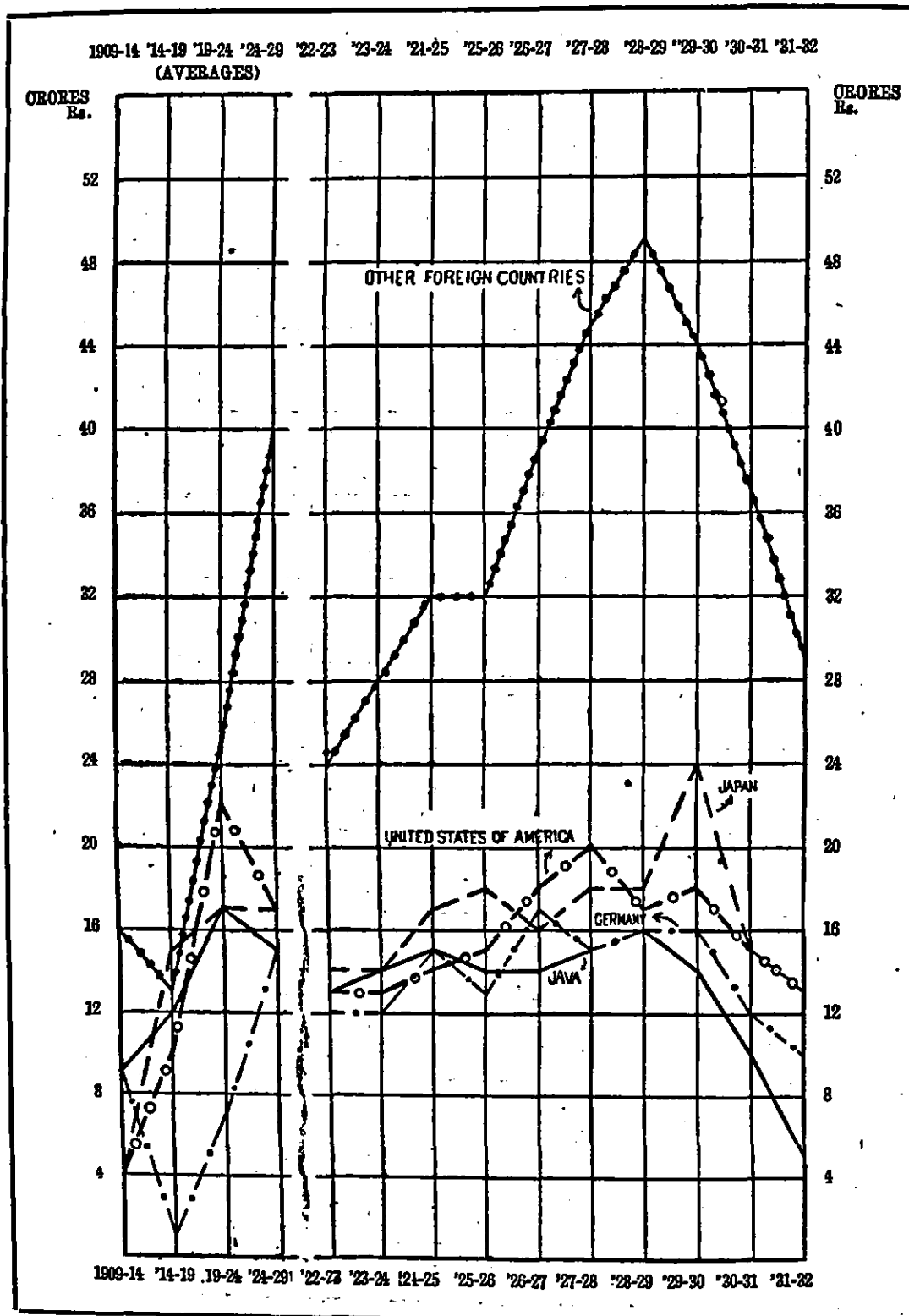


CHART 1.

(b) Variations in the Trade of British India with principal countries during the last ten years ending 1931-32 as compared with averages of the pre-war, war and post-war quinquennia.

EXPORTS

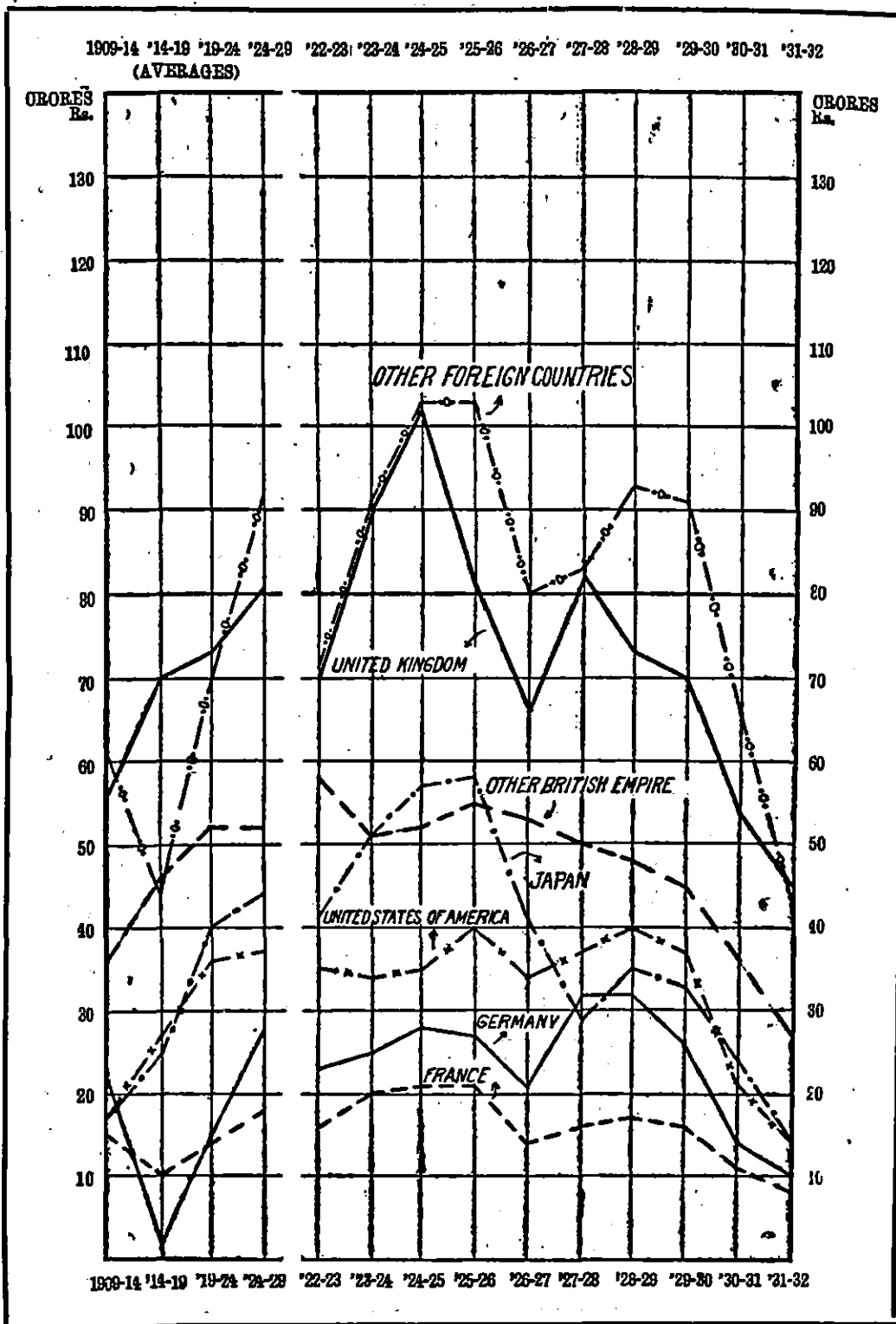


CHART 2.

(a) Variations in the shares of the principal countries in the import trade of British India during the last ten years ending 1931-32 as compared with averages of the pre-war, war and post-war quinquennia.

IMPORTS

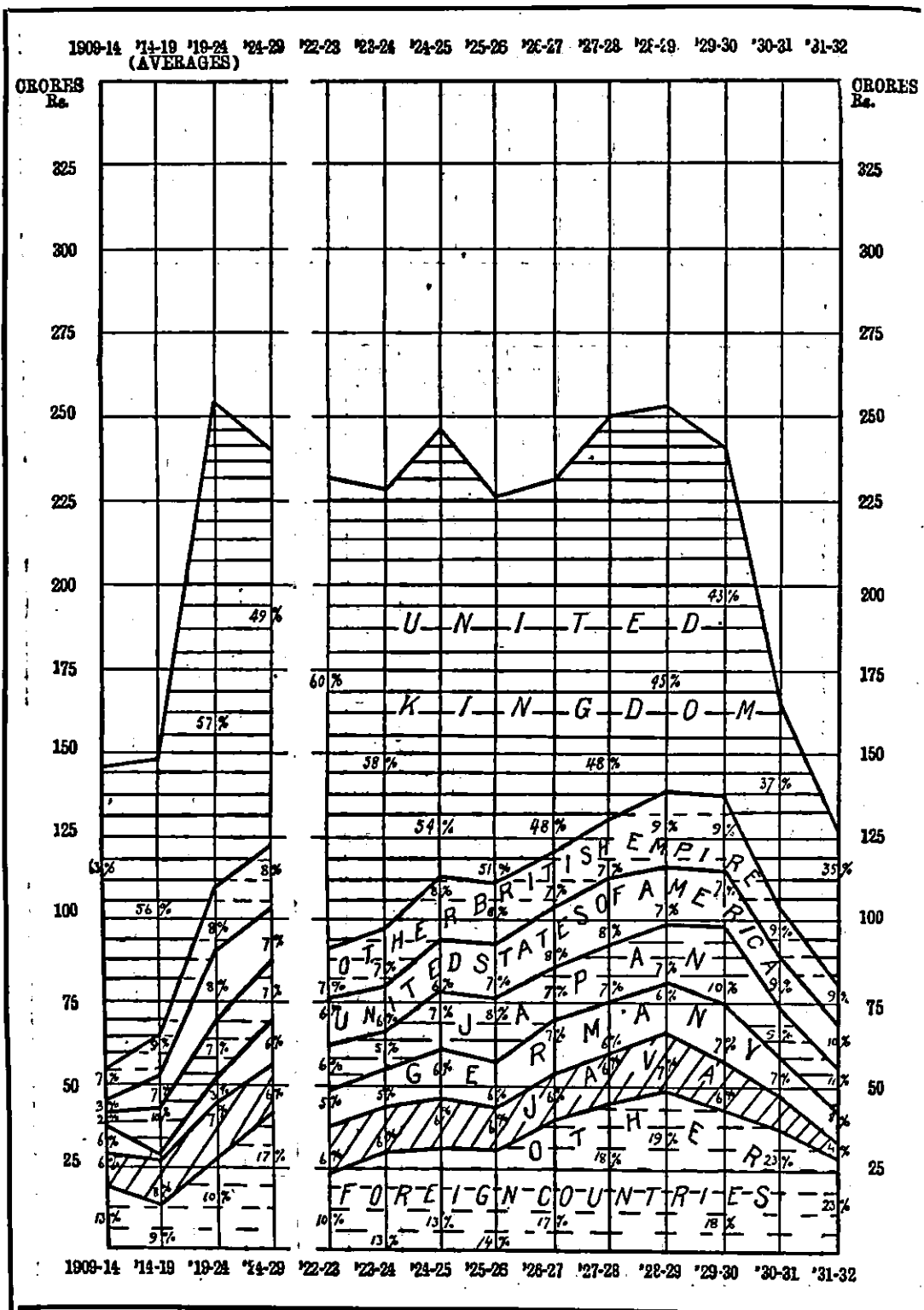
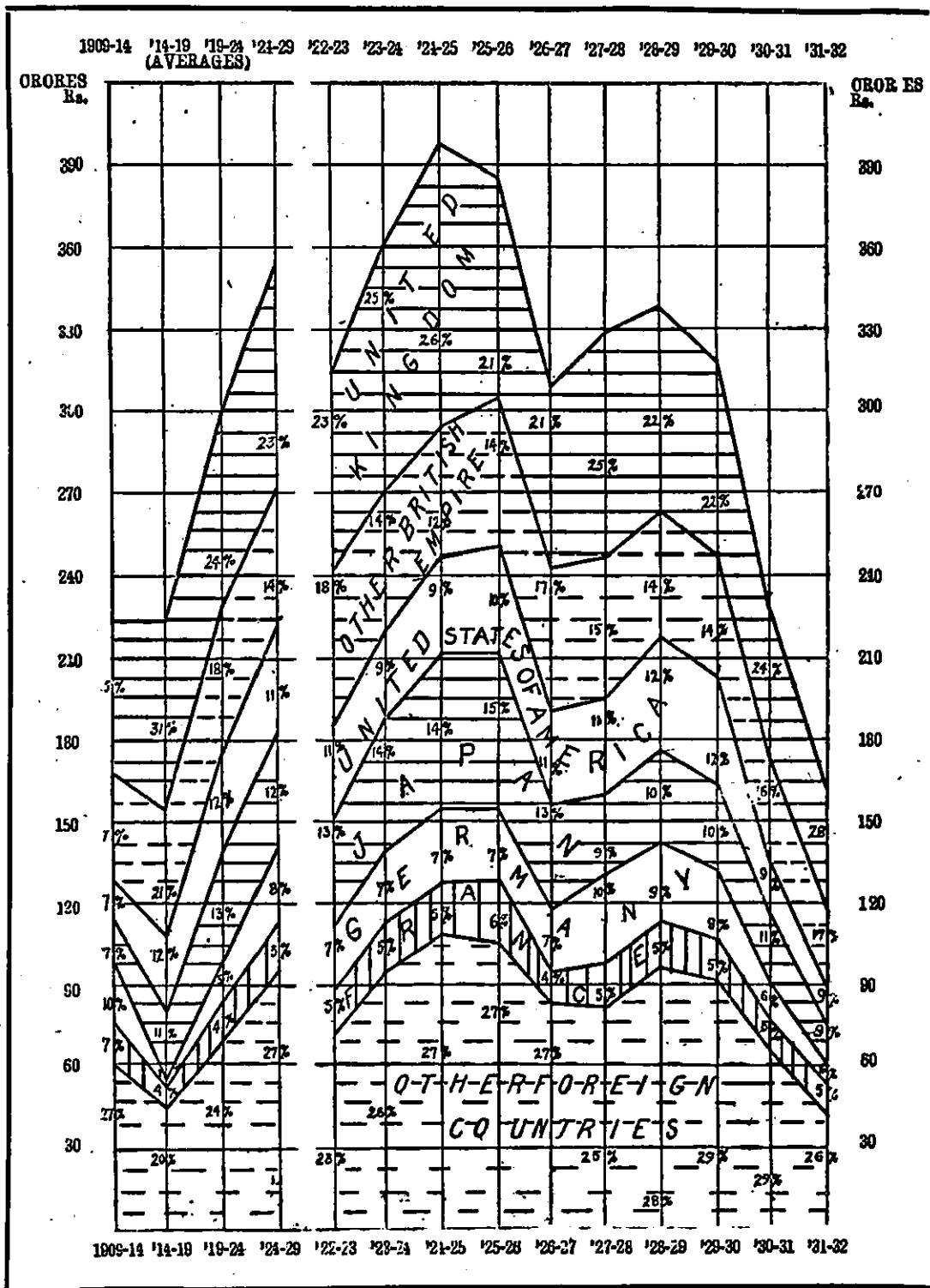


CHART 2.

(b) Variations in the shares of the principal countries in the export trade of British India during the last ten years ending 1931-32 as compared with averages of the pre-war, war and post-war quinquennia.

EXPORTS



INTRODUCTORY NOTE.

1. Scope of the Returns.—The object of this Volume is to arrange the statistics of the sea-borne trade of India according to the principal countries with which trade is carried on, and the principal ports in India through which such trade passes. Imports are classified as received from the countries from which they have been consigned and exports are credited to the countries of final destination. Detailed information regarding shipping is also given in this Volume.

2. Statistical year.—All tables given in this Volume cover the five official years, April to March, 1927-28 to 1931-32, except the shipping tables Nos. 8 and 9 which show figures for 1931-32 only.

3. Abstract Tables.—Tables 1 to 7 and 10 show for each of the years 1927-28 to 1931-32 the shares of each principal country in the total import, export, and re-export trade.

Table 1 shows the total value of the imports of merchandise and treasure from each principal country, table 2 gives similar details of the exports, including re-exports, and table 3 shows separately the total figures of the exports and re-exports of merchandise only. In these three tables the countries are grouped into (1) the British Empire and (2) Foreign countries.

In tables 4 to 7 are given the shares of each principal country in the totals, imports, exports, and re-exports of merchandise, the countries being grouped geographically within each Continent.

Table 8 shows the shares of each maritime province in the total imports and exports, including re-exports, of private merchandise and treasure. Similar details for Government stores and treasure are given in table 9.

In table 10 is shown the total trade in merchandise of each maritime province with each principal country.

Table 11 shows the total imports and exports of merchandise and treasure separately at each port.

4. Trade at Ports.—Table 12 shows the quantities and values of the principal articles of merchandise, imported into and exported from each of the chief ports (Calcutta, Balasore, Bombay, Karachi, Fort St. George and Rangoon). The information as regards the chief ports in this table relates to the quantities and values of the principal articles of merchandise entered for export or cleared for import by the Customs at the chief ports. Imported goods, though landed at the ports to which they are accredited, may afterwards be carried in coasting vessels to other ports before passing into consumption. Thus these returns are not, strictly speaking, an exact indication of the imports and exports passing through each port.

5. Trade with countries.—Table 13 shows the quantities and values of the principal articles of merchandise, imported from and exported to each principal country, the countries being arranged geographically within each Continent. The trade in each article is recorded separately when its value is ₹10,000 or more under imports, and ₹5,000 or more under exports. If the value of the trade in any particular article is less than the limit stated, it is generally grouped under the head "all other articles of merchandise".

The articles are arranged in alphabetical order as in Volume I, provision being made for grouping together within the alphabetical order such articles as are related industrially or commercially.

6. Customs Revenue.—Tables 14, 15 and 16 give details of the Customs duty collected (a) on imports and exports at each port in each province, (b) in respect of the principal and other articles of imported merchandise, and (c) in respect of the dutiable articles of exported merchandise. In tables 15 and 16 the arrangement of articles follows the classification in the tariff schedules. Table 17 gives the amount of drawbacks paid and duties refunded on the principal and other articles imported and exported.

7. **Dutiable articles allowed free of duty and Bonded goods.**—Table 18 shows the dutiable articles of imported merchandise allowed free of duty for the use of private individuals and institutions, and table 19 shows the quantity of certain principal articles of merchandise imported, which remained in customs bonded warehouses on the last day of each of the official years 1927-28 to 1931-32. The figures do not, however, include duty-paid goods lying in the warehouses outside customs authority.

8. **Trade of Aden.**—The tables relating to the Trade and Navigation of Aden which used to be incorporated in this volume have been excluded therefrom; the statistics will, however, continue to be available from a separate publication entitled "Trade and Navigation report of Aden."

9. **Trade of the French and Portuguese Possessions in India.**—The trade is recorded in separate sets of tables, the trade of the French Possessions being for the five years ending 31st March 1932. Accounts of the trade of the Portuguese Possessions in India for the five calendar years 1921 to 1925 were published as Supplement to the Annual Statement of the Sea-borne Trade of British India.

10. **Shipping Foreign Trade.—Entrances and clearances of vessels.**—Vessels bringing cargo from more than one Foreign Port are recorded as entering from the more distant port at which cargo for British India was embarked. Vessels with cargo departing from British India for more than one Foreign Port are recorded as clearing for the most distant port at which cargo from British India is to be disembarked.

Vessels in the Foreign Trade are recorded as entering on the voyage inwards at the first port at which cargo is discharged, and as clearing on the voyage outwards at the last port at which cargo is laden. If on their inward voyage they enter a port in British India to discharge only a part of their cargoes and then proceed to other ports in British India, their clearances and entries after arrival at the first port are recorded in the Coasting Trade, whether they ship "Coasting Cargo" or not, for the foreign voyage is deemed to have ended on arrival at the port where part of the cargo is first discharged. If vessels on the voyage outwards load with part cargo for a Foreign Port, and part for some other port or ports in British India, they are recorded at the first port of departure as cleared in the Coasting Trade and such vessels are again recorded as cleared in the Foreign Trade at the last British Indian port.

Vessels in ballast are recorded both as to entries and clearances in the same way as vessels with cargo.

The classes of vessels which are distinguished in the shipping tables are detailed below:—

British.—Steamers and square-rigged sailing vessels, flying the British flag and registered under the English Merchant Shipping Act, 1894, in any port in the United Kingdom or in a British Possession other than British India.

British Indian.—Steamers and square-rigged sailing vessels, flying the British flag and registered under the Indian Merchant Shipping Act, X of 1841, or other enactment for the time being in force for the registration of ships in British India.

Native craft—

- (i) *British.*—Sailing vessels, not square-rigged, flying the British flag but not belonging to any port in British India or in Indian States.
- (ii) *British Indian.*—Sailing vessels, not square-rigged, belonging to ports in British India or in Indian States.
- (iii) *Foreign.*—Sailing vessels, not square-rigged, flying a flag other than the British flag or that of an Indian State.

Foreign.—Steamers and square-rigged sailing vessels flying a flag other than the British flag.

Abstract table 1 gives the total entries and clearances in each maritime province, and tables 2 and 3 show the countries from which the vessels entered or to which they cleared. In tables 4 and 5 is shown the nationality of these vessels. Tables 6 and 7 give the details of shipping at each port in each province. In tables 8 and 9 are shown for one year only the nationality as well as the countries

(from which entered or to which cleared) of vessels with cargoes and in ballast, respectively. Table 10 shows the number and tonnage of steam-vessels built at each port and table 11 gives similar details of vessels first registered.

11. **Alteration in Countries.**—The list of countries has been revised in accordance with the territorial re-adjustments brought about by the War, and the charges have been introduced in the Sea-borne Trade returns of British India with effect from April, 1921.

12. **Charts.**—Diagrams have been added, illustrating the variations in the import and export trade of British India with principal countries during the ten years ending 1931-32, as compared with averages of the pre-war, war and post-war quinquennia.

D. B. MEEK,
Director-General.

DEPARTMENT OF COMMERCIAL INTELLIGENCE
AND STATISTICS, INDIA ;
Calcutta, May 20th 1933.

Volume II.

CONTENTS.

TABLES RELATING TO THE SEA-BORNE TRADE OF BRITISH INDIA.

No. of Table.		Page
	Charts illustrating (1) Variations in the Trade of British India with Principal Countries during the ten years ending 1931-32, as compared with averages of the pre-war, war and post-war quinquennia.	} front piece
	(2) Variations in the shares of the Principal Countries in the Import and Export trade of British India during the ten years ending 1931-32, as compared with averages of the pre-war, war and post-war quinquennia.	} "
	Introductory Note	i-iii
	Contents	iv-x
 I.—ABSTRACT TABLES—		
1	Imports of Merchandise and Treasure (including Government transactions)—	
	From each Country. Value	2
	Exports of Private Merchandise and Treasure—	
	To each Country. Value—	
2	(a) Total	3
3	(b) Indian Merchandise }	10
	(c) Foreign Merchandise }	
4	Total Trade (Imports, Exports, and Re-exports) in Private Merchandise with each Continent	14
5	Import Trade in Private Merchandise with each Continent. Value	16
6	Export Trade in Private Merchandise (Indian) with each Continent	18
7	Re-export " " (Foreign) " "	20
	Share of each Province in the Imports and Exports of Merchandise and Treasure	
	Value—	
8	Private Trade	22
9	Government Stores and Treasure	23
10	Trade of each Province with each Country. Value	24
11	Trade at each Port. Value	30
 II.—DETAILED STATEMENT OF THE TRADE AT THE CHIEF PORTS—		
	Imports and Exports of Merchandise at Chief Port of each Province. Value—	
12	Calcutta	38
	Balasore	76
	Bombay	77
	Karachi	119
	Fort St. George	149
	Rangoon	181

CONTENTS—*continued.*

No. of Tables		Page
	III.—DETAILED STATEMENT OF THE TRADE WITH EACH COUNTRY—	
	I.—Europe—	
13	United Kingdom	211
"	Russia	250
"	Finland	251
"	Esthonia	252
"	Latvia	253
"	Lithuania	253
"	Georgia	254
"	Sweden	255
"	Norway	260
"	Denmark	262
"	Poland (<i>including</i> Dantzig)	265
"	Germany	266
"	Netherlands	287
"	Belgium	298
"	Luxemburg	310
"	Channel Islands	311
"	France	312
"	Spain	325
"	Gibraltar	327
"	Portugal	328
"	Malta and Gozo	329
"	Switzerland	330
"	Italy	334
"	Fiume	348
"	Austria	349
"	Hungary	354
"	Czechoslovakia	354
"	Serb-Croat-Slovene State	358
"	Albania	359
"	Bulgaria	359
"	Roumania	360
"	Greece	361
"	Crête	362
"	Turkey	363
"	Cyprus	365

CONTENTS—*continued*

No. of Table.		Page.
	III.—DETAILED STATEMENT OF THE TRADE WITH EACH COUNTRY—<i>continued</i>	
	II.—Asia—	
13	Turkey	366
"	Syria	368
"	Armenia	370
"	Azerbaijan	370
"	Smyrna	371
"	Palestine	372
"	Aden and Dependencies	373
"	Iraq	382
"	Maskat Territory and Trucial Oman	394
"	Other Native States in Arabia	399
"	Bahrein Islands	406
"	Persia	410
"	Henjam Island	419
"	Afghanistan	420
"	Maldives	421
"	Ceylon	422
"	Straits Settlements (<i>including</i> Labuan)	437
"	Federated Malay States	456
"	Sumatra	458
"	Java	460
"	Borneo (British and Dutch)	465
"	Celebes and other Islands	465
"	Dutch New Guinea	466
"	Siam	466
"	Indo-China (<i>including</i> Cochin-China, Cambodia, Annam, Tonkin and French leased Territories in China)	470
"	Philippine Islands and Guam	472
"	Macão	473
"	Formosa	474
"	Hongkong	474
"	China (exclusive of Hongkong and Macão)	483
"	Korea	490
"	Japan	491

CONTENTS—*continued.*

No. of Table.		Page.
	III.—DETAILED STATEMENT OF THE TRADE WITH EACH COUNTRY—<i>continued</i>	
	III.—Africa—	
13	Egypt	507
"	North Africa. Tripoli	513
"	Tunis	514
"	Algeria	515
"	Morocco	515
"	Canary Islands	516
"	West Africa. Gold Coast (<i>including</i> British Togoland)	516
"	Nigeria (<i>including</i> British Cameroons)	517
"	Belgian Congo	517
"	British, French, Spanish, and Portuguese Possessions in West Africa	517
"	Union of South Africa. Protectorate of South-West Africa	518
"	Cape of Good Hope	518
"	Natal	521
"	Transvaal	526
"	Rhodesia	527
"	Portuguese East Africa	527
"	Madagascar	532
"	Reunion	533
"	Zanzibar and Pemba	533
"	East Africa. Kenya Colony	538
"	Tanganyika Territory	544
"	Uganda Protectorate	547
"	Nyasaland Protectorate	547
"	Italian East Africa (Somaliland and Eritrea)	548
"	Somaliland (British and French)	550
"	Abyssinia	552
"	Anglo-Egyptian Sudan	552
"	Mauritius and Dependencies	555
"	Seychelles	559
	IV.—America—	
"	North America. Canada	561
"	Newfoundland and Coast of Labrador	565
"	United States	565
"	Bermudas	586
"	Cuba	586
"	Hayti and St. Domingo	587
"	Porto Rico	587
"	West Indies (British and Foreign)	588
"	Mexico	589

CONTENTS—continued.

No. of Table.		Page.
	III.—DETAILED STATEMENT OF THE TRADE WITH EACH COUNTRY—concluded.	
	IV.—America—continued.	
13	Central America. { Guatemala	589
"	" { Honduras	590
"	" { San Salvador	590
"	" { Nicaragua	590
"	" { Costa Rica	591
"	" { Colombia	591
"	" { Panama	592
"	" { Venezuela	592
"	" { British Guiana	592
"	" { Dutch Guiana	593
"	South America. { Brazil	594
"	" { Paraguay	595
"	" { Uruguay	595
"	" { Argentine Republic	596
"	" { Chile	596
"	" { Peru	597
"	" { Ecuador	598
"	" { Bolivia	598
	V.—Australasia and Oceania—	
"	Australian Commonwealth	599
"	Territory of Papua	606
"	New Zealand (including Nauru and Br. Samoa)	606
"	Fiji Islands	608
"	Hawaii	609
"	Other Islands in the Pacific	609
	IV.—Customs Duty. Gross amount collected—	
14	At each Port in each Province	610
15	On Principal and other Articles imported	614
16	On Articles exported	625
	V.—Drawbacks and Refunds. Amount—	
17	On principal and other Articles imported and exported	626
18	VI.—Dutiable Articles of Imported Merchandise allowed Free of Duty. Quantity and Value	636
	VII.—Bonded Goods—	
19	Principal Articles warehoused under Bond. Quantity	643

CONTENTS—concluded.

No. of Table.		Page.
IX.—TRADE OF THE FRENCH POSSESSIONS IN INDIA (1927-28 to 1931-32)—		
1	IMPORTS AND EXPORTS SEA-BORNE FOREIGN AND COASTING TRADE—Total Value thereof	640
2	IMPORTS AND EXPORTS SEA-BORNE FOREIGN AND COASTING TRADE AT EACH PORT—Value thereof	640
3	IMPORTS MERCHANDISE — From each Foreign Country and Ports in India—Value thereof	647
4	EXPORTS MERCHANDISE —To each Foreign Country and Ports in India—Value thereof	647
5	IMPORTS FROM FOREIGN COUNTRIES —Principal Articles of Merchandise—Quantity and Value	648
6	EXPORTS TO FOREIGN COUNTRIES—Principal Articles of Foreign and Indian Merchandise—Quantity and Value	649
7	IMPORTS FROM INDIAN PORTS—Principal Articles of Merchandise—Quantity and Value	650
8	EXPORTS TO INDIAN PORTS—Principal Articles of Foreign and Indian Merchandise—Quantity and Value	651
SHIPPING.		
I.—ABSTRACT TABLES—		
Vessels Entered and Cleared with Cargoes and in Ballast. Number and Tonnage—		
1	Into and from each Province	653
Trade with each Country—		
2	Vessels Entered with Cargoes and in Ballast. Number and Tonnage	655
3	" Cleared " " " " " " " " " " " "	659
Nationality of Vessels—		
4	Vessels Entered with Cargoes and in Ballast. Number and Tonnage	663
5	" Cleared " " " " " " " " " " " "	665
Shipping at each Port—		
Vessels Entered and Cleared. Number and Tonnage—		
6	(a) With Cargoes	667
7	(b) In Ballast	683
II.—DETAILED STATEMENT OF THE TRADE WITH EACH COUNTRY AND NATIONALITY OF VESSELS (1931-32)—		
Vessels Entered and Cleared. Number and Tonnage—		
8	(a) With Cargoes	697
9	(b) In Ballast	709
III.—VESSELS BUILT (1927-28 to 1931-32). Number and Tonnage—		
10	At each Port	717
IV.—VESSELS REGISTERED (1927-28 to 1931-32). Number and Tonnage—		
11	At each Port	721
INDEX		
1006		

INDEX TO TABLES 1 TO 13

COUNTRIES AND PORTS	Imports	Exports	COUNTRIES AND PORTS	Imports	Exports
Abyssinia	Page 4, 5, 17, 552	Page 8, 9, 12, 13, 19, 21, 552	Denmark	Page 2, 3, 16, 262-263	Page 6, 7, 10, 11, 13, 20, 264-265
Aden and Dependencies	2, 3, 16, 373-375	6, 7, 10, 11, 18, 20, 376-381	Dhanus Kudi	34	84
Adirampatnam	33	38	Dutch Guiana	4, 5, 17	19, 594
Afghanistan	8, 9, 12, 13, 18, 20, 420	„ New Guinea	8, 9, 12, 13, 14, 18, 468
Africa—			„ West Indies	4, 5
Italian East	4, 5, 17, 548	8, 9, 12, 13, 19, 21, 548-550	Ecuador	4, 5, 17	19, 598
Portuguese East	4, 5, 17, 527-528	8, 9, 12, 13, 19, 21, 528-532	Egypt	4, 5, 17, 507-508	8, 9, 12, 13, 19, 21, 508-512
„ West	17, 517	6, 7, 8, 9, 10, 11, 12, 13, 19, 518	Estonia	2, 3, 16, 252	6, 7, 10, 11, 18, 253
Akyab	36	31	Federated Malay States	2, 3, 16, 456	6, 7, 10, 11, 18, 20, 456-458
Albania	4, 5, 16, 359	6, 7, 10, 11, 18, 359	Fiji Islands	2, 3, 17, 608	6, 7, 10, 11, 19, 21, 603-609
Algeria	4, 5, 17, 515	8, 9, 12, 18, 19, 515	Finland	2, 3, 16, 251	6, 7, 10, 11, 18, 20, 251-252
Ammapatnam	34	34	Fiume	4, 5, 16, 348	8, 7, 10, 11, 18, 349
Anglo-Egyptian Sudan	2, 3, 17, 552	6, 7, 10, 11, 19, 21, 552-554	Formosa	4, 5, 16, 474	8, 9, 12, 13, 18, 20, 474
Argentine Republic	4, 5, 17, 506	8, 9, 12, 13, 19, 21, 506	Fort Saint George	32, 149-174	32, 175-180
Armenia	370	8, 9, 12, 13, 18, 20, 370	France	2, 3, 16, 312-319	6, 7, 10, 11, 18, 20, 319-324
Australian Commonwealth	2, 3, 17, 599-602	6, 7, 10, 11, 19, 21, 602-605	French West Africa	4, 5	518
Austria	4, 5, 16, 340-352	6, 7, 10, 11, 18, 20, 355	French Possessions in West Africa	17, 517	518
Azerbaijan	4, 5, 16, 370	French Somaliland	4, 5	8, 9, 12, 13
Badagara	35	35	Georgia	2, 3, 16, 254	6, 7, 10, 11, 18, 254
Bahrain Islands	2, 3, 16, 406	6, 7, 10, 11, 18, 20, 403-410	Germany	2, 3, 16, 266-280	6, 7, 10, 11, 18, 20, 261-286
Balassore	30, 76	30, 76	Gibraltar	2, 3, 16, 327	6, 7, 10, 11, 18, 20, 327-328
Basseln	36	36	Gold Coast	516
Belgian Congo	517	517	Gopulpur	32	32
Belgium	2, 3, 16, 298-306	6, 7, 10, 11, 18, 20, 307-310	Greece	4, 5, 16, 361	6, 7, 10, 11, 18, 20, 361-362
Bengal	22, 23, 30	22, 23, 30	Guatemala	4, 5, 17, 589	8, 9, 12, 13, 19, 589
Bermudas	536	6, 7, 10, 11, 19, 536	Guiana (British)	2, 3, 17, 592	6, 7, 10, 11, 19, 21, 593
Bihar and Orissa	22, 30	22, 30	„ (Dutch)	4, 5, 17	19, 594
Bimlipatam	32	32	Hawaii	4, 5, 17, 609	8, 9, 12, 13, 19, 21, 610
Bolivia	19, 598	Hayti and St. Domingo	4, 5, 17, 587	21, 587
Bombay	22, 23, 30, 77-102	22, 23, 30, 103-118	Henjam Island	4, 5, 16, 419	8, 9, 12, 13, 18, 20, 419
Borneo	2, 3, 16, 465	18, 20, 465	Honduras	2, 3, 17	8, 9, 12, 13, 19, 590
„ British	2, 3, 16	6, 7, 10, 11, 18, 20	Hongkong	2, 3, 16, 474-478	6, 7, 10, 11, 18, 20, 470-482
„ Dutch	4, 5, 16	8, 9, 12, 13	Honavar	31	31
Brazil	4, 5, 17, 594	8, 9, 12, 13, 19, 21, 594	Hungary	4, 5, 16, 354	6, 7, 10, 11, 18, 20, 354
British Guiana	2, 3, 17, 592	6, 7, 10, 11, 19, 21, 593	Indo-China	4, 5, 16, 470	8, 9, 12, 13, 18, 20, 471
„ Honduras	2, 3	6, 7, 10, 11, 19, 590	Iraq	2, 3, 4, 5, 16, 382-384	6, 7, 8, 9, 10, 11, 12, 13, 18, 20, 385-393
„ Possessions in West Africa	17, 517	19, 518	Islands in the Pacific	8, 9, 12, 13, 19, 610
„ West India Islands	2, 3	6, 7, 10, 11	Italian East Africa	4, 5, 17, 548	8, 9, 12, 13, 19, 21, 548-550
Broach	31	31	Italy	4, 5, 16, 334-344	6, 7, 10, 11, 18, 20, 345-348
Bulgaria	6, 7, 10, 11, 18, 359	Japan	4, 5, 16, 491-501	8, 9, 12, 13, 18, 20, 501-506
Bulsar	31	31	Java	4, 5, 16, 460-461	8, 9, 12, 13, 18, 20, 461-464
Burma	22, 23, 36	22, 23, 36	Karachi	31, 119-140	31, 141-148
Calcutta	30, 32-63	30, 63-75	Karikal	33	33
Calcutt	35	35	Karwar	31	31
Calingapatam	32	32	Kenya Colony	2, 3, 17, 538-539	6, 7, 10, 11, 19, 21, 539-543
Canada	2, 3, 17, 561-568	6, 7, 10, 11, 19, 21, 563-564	Klthakaral	34	34
Canary Islands	4, 5, 17, 516	516	Korea	4, 5, 16, 490	8, 9, 12, 13, 18, 490
Cannanore	35	35	Koyalpatnam	34	34
Capo of Good Hope	2, 3, 17, 518	6, 7, 10, 11, 19, 21, 519-520	Kulasekharapatnam	35	35
Celebes and other Islands	4, 5, 16, 465	8, 9, 12, 13, 19, 20, 466	Kyaukpyu	36	36
Ceylon	2, 3, 16, 422-427	6, 7, 10, 11, 18, 20, 428-436	Latvia	2, 3, 16, 258	6, 7, 10, 11, 18, 258
Channel Islands	2, 3, 16, 311	6, 7, 10, 11, 18, 19, 21, 311	Lithuania	2, 3, 16, 253	8, 9, 12, 13, 18, 30, 311
Chile	4, 5, 17, 596	8, 9, 12, 13, 19, 21, 597	Luxemburg	2, 3, 16, 310	8, 9, 12, 13, 18, 20, 473
China	4, 5, 16, 483-486	8, 9, 12, 13, 18, 20, 487-490	Macao	4, 5, 14, 16, 473	8, 9, 12, 13, 18, 20, 532-538
Chittagong	30	30	Madagascar	4, 5, 17, 532	22, 23, 32-36
Colanada	32	32	Madras	22, 23, 32	22, 23, 32-36
Cochin	35	35	Maldives	2, 3, 16, 421	6, 7, 10, 11, 18, 22, 421
Colombia	4, 5, 17, 591	19, 21, 591	Malpe	35	35
Condapoor	35	35	Malta and Gozo	2, 3, 16, 329	6, 7, 10, 11, 18, 20, 330
Costa-Rica	8, 9, 12, 13, 19, 591	Malwan	31	31
Cote	4, 5, 16, 362	8, 9, 12, 13, 18, 20, 363	Mangalore	35	35
Cuba	4, 5, 17, 536	21, 536	Maskat Territory and Trucial Oman	4, 5, 16, 394	8, 9, 12, 13, 18, 20, 395-399
Cuddalore	32	32	Masulipatam	32	32
Cyprus	2, 3, 16, 365	6, 7, 10, 11, 18, 20, 365	Mauritius and Dependencies	2, 3, 17, 555	6, 7, 10, 11, 19, 21, 555-558
Czechoslovakia	4, 5, 16, 354-357	8, 9, 12, 13, 18, 20, 357	Mergui	36	36
Cyprus	31	31			

INDEX TO TABLES 1 TO 13—continued

COUNTRIES AND PORTS	Imports Page	Exports Page	COUNTRIES AND PORTS	Imports Page	Exports Page
Mexico	4, 5, 17, 589	8, 9, 12, 13, 19, 589	San-Salvador	19	8, 9, 12, 13, 18, 19
Morocco	4, 5, 17, 515	8, 9, 12, 13, 19, 515-516	Serb-Croat-Slovene State	4, 5, 16, 360	8, 9, 12, 13, 18, 19
Moulmein	37	37	Seychelles	2, 3, 17, 559	6, 7, 10, 11, 19, 559-560
Natal	2, 3, 17, 521-522	6, 7, 10, 11, 19, 21, 522-525	Slam	4, 5, 16, 466	8, 9, 12, 13, 18, 467-470
Negapatam	38	38	Sind	22, 23, 31	22, 23, 31
Netherlands	2, 3, 16, 287-293	6, 7, 10, 11, 16, 20, 204-297	Smyrna	4, 5, 16, 371	8, 9, 12, 13, 18, 371
Newfoundland and Coast of Labrador	----	6, 7, 10, 11, 19, 565	Somaland Protectorate	2, 3, 16, 550	6, 7, 10, 11, 550
New Guinea	----	8, 9, 12, 13, 14, 19, 466	" British	2, 3, 17	6, 7, 10, 11, 19
New Zealand	2, 3, 17, 606	6, 7, 10, 11, 19, 21, 607-608	" French	4, 5	8, 9, 12, 13
Nicaragua	----	8, 9, 12, 13, 19, 590	Spain	4, 5, 16, 325	6, 7, 10, 11, 18, 325-326
Nigeria	----	517	Spanish Possessions in West Africa	517	518
Norway	2, 3, 16, 260-261	6, 7, 10, 11, 18, 20, 261-262	Straits Settlements	2, 3, 16, 437-448	6, 7, 10, 11, 18, 449-455
Nyasaland Protectorate	2, 3, 17, 547	6, 7, 10, 11, 19, 21, 547	Sumatra	4, 5, 16, 458	8, 9, 12, 13, 18, 459
Other Native States in Arabia	4, 5, 16, 399-403	8, 9, 12, 13, 18, 20, 400-405	Surat	31	31
Pacific—Islands in the	----	8, 9, 12, 13, 19, 610	Sweden	2, 3, 16, 255-258	6, 7, 10, 11, 18, 259
Palestine	2, 3, 16, 372	6, 7, 10, 11, 18, 20, 372	Switzerland	4, 5, 16, 330-363	6, 7, 10, 11, 18, 333-334
Pamban	34	34	Syria	4, 5, 16, 368	8, 9, 12, 13, 18, 368-370
Panama	4, 5, 17, 592	19, 592	Tanganyika Territory	2, 3, 17, 544	6, 7, 10, 11, 19, 544-546
Papua	----	6, 7, 10, 11, 19, 21, 603	Tavoy	37	37
Paraguay	----	19, 595	Tellicherry	35	35
Persia	4, 5, 16, 410-412	8, 9, 12, 13, 18, 20, 412-418	Territory of Papua	----	6, 7, 10, 11, 19, 600
Pert	4, 5, 17, 597	19, 21, 597-598	Thrumalavasa	33	33
Philippine Islands and Guam	4, 5, 16, 472	8, 9, 12, 13, 18, 20, 472-473	Tondi	34	34
Point Calimere	33	33	Topputturai	33	33
Poland	2, 3, 16, 265	6, 7, 10, 11, 18, 265	Transvaal	2, 3, 17, 526	6, 7, 10, 11, 19, 526
Ponnani	35	35	Tripoli	4, 5, 17, 513	8, 9, 12, 13, 18, 513
Porto Novo	33	33	Tunis	4, 5, 17, 514	8, 9, 12, 13, 19, 514
Porto Rico	----	587	Turkey, Asiatic	4, 5, 16, 366	8, 9, 12, 13, 18, 366-368
Portugal	4, 5, 16, 323	6, 7, 10, 11, 18, 20, 323	" European	4, 5, 16, 363	8, 9, 12, 13, 18, 368-364
Portuguese East Africa	4, 5, 17, 527-528	8, 9, 12, 13, 19, 21, 528-532	Tuticorin	34	34
Portuguese Possessions in West Africa	17, 517	518	Uganda Protectorate	2, 3, 17, 547	6, 7, 10, 11, 19, 547
Portuguese West Africa	4, 5	----	United Kingdom	2, 3, 16, 211-237	6, 7, 10, 11, 18, 239-250
Protectorate of South West Africa	2, 3, 17, 518	6, 7, 10, 11, 19, 518	United States of America	4, 5, 17, 565-579	8, 9, 12, 13, 18, 560-585
Puri	30	30	Uran	31	31
Rangoon	36, 181-202	36, 203-210	Uruguay	4, 5, 17, 595	19, 21, 595
Reunion	4, 5, 17, 533	8, 9, 12, 13, 19, 21, 533	Velanganni	33	33
Rhodesia	2, 3, 17, 527	6, 7, 10, 11, 19, 21, 527	Venezuela	4, 5, 17, 592	19, 592
Roumania	4, 5, 16, 360	6, 7, 10, 11, 18, 20, 360	Victoria Point	37	37
Russia	2, 3, 16, 250	6, 7, 10, 11, 18, 20, 251	Vizagapatam	32	32
Sankatta	31	31	West Africa	17, 517	6, 7, 8, 9, 10, 13, 19, 518
			West Indies	17, 588	8, 9, 12, 13, 588-589
			Zanzibar and Pemba	2, 3, 17, 533-534	6, 7, 10, 11, 534-538

MISCELLANEOUS.

	Page	Shipping—contd	Page
French possessions in India—Trade of the Shipping :—	645-651	Abstract Tables—contd	
Abstract Tables—		Vessels entered and cleared from and to each port—	
Vessels entered into each province	653	With cargoes	667-668
" cleared from " "	654	In ballast	683-697
" entered from each country	655-658	General Tables—	
" cleared to " "	659-662	Vessels entered and cleared with cargoes	697-703
Nationality of vessels entered	663, 664	" " " in ballast	700-714
" " cleared	665, 666	" built at each port	717-724
		" registered at each port	721-731