


EAST INDIA (TRADE).



TABLES

RELATING TO THE

TRADE OF BRITISH INDIA

WITH

BRITISH POSSESSIONS
AND FOREIGN COUNTRIES

1908-09 TO 1912-13.

Presented to both Houses of Parliament by Command of His Majesty.



LONDON:


PRINTED UNDER THE AUTHORITY OF HIS MAJESTY'S STATIONERY OFFICE
BY EYRE AND SPOTTISWOODE, LTD., EAST HARDING STREET, E.C.,
PRINTERS TO THE KING'S MOST EXCELLENT MAJESTY.

To be purchased, either directly or through any Bookseller, from
WYMAN AND SONS, LTD., 29, BREAMS BUILDINGS, FETTER LANE, E.C., and
28, ABINGDON STREET, S.W., and 54, ST. MARY STREET, CARDIFF; or
H.M. STATIONERY OFFICE (SCOTTISH BRANCH), 23, FORTH STREET, EDINBURGH; or
E. PONSONBY, LTD., 116, GRAFTON STREET, DUBLIN;
or from the Agencies in the British Colonies and Dependencies,
the United States of America, the Continent of Europe and Abroad of
T. FISHER UNWIN, LONDON, W.C.

1914.

Price 1s. 7d.

[Ct. 7550.]



GOVERNMENT PUBLICATIONS

with the under-mentioned exceptions) can be purchased in the manner indicated on the first page of this wrapper.

Booksellers, and the accredited agents of Free Public Libraries, are entitled to a discount of 25 per cent. from published prices.

Hydrographical Publications of the Admiralty are sold by—

J. D. Potter, 145, Minories, London, E.C.

Patent Office Publications are sold at—

The Patent Office, 25, Southampton Buildings, Chancery Lane, London, W.C.

(N.B.—Classified Abridgments of Patent Specifications are sold also by Wyman & Sons, Ltd.)

Ordnance Survey and Geological Survey Publications can be purchased from—

The Director General of the Ordnance Survey, Southampton; or

The Superintendent, Ordnance Survey, Dublin; or

Agents in most of the Chief Towns in the United Kingdom.

(N.B.—Small Scale Maps are, as a rule, procurable at Railway Bookstalls in England and Wales.)

The Journal of the Board of Agriculture and Fisheries is published monthly by the Board, at 4, Whitehall Place, London, S.W. Price 4d., post free.

The London Gazette is published on Tuesday and Friday evenings by Wyman & Sons, Ltd. Price 1s.

The following is a list of some recent Parliamentary Publications relating to India :—

EAST INDIA TRADE.

TABLES relating to the TRADE of BRITISH INDIA with British Possessions and Foreign Countries, 1907-8 to 1911-12.

Total Trade Value. Private Merchandise. Government Stores, Imports and Exports. Trade with Principal Countries. Treasure. Provinces and Ports. Customs Duty. Details with regard to Shipping. Land Trade. Appendices :—Customs Tariff; Trade of Aden. Index.

[Cd. 6783] of Session 1913. Price 1s. 1d., post free 1s. 1d.

REVIEW OF THE TRADE IN INDIA, 1912-13.

Climatic Conditions. General Summary of Trade. Trade according to Continents and Countries. Imports of Merchandise. Exports of Imported Goods. Exports of Indian Merchandise. Customs Revenue. Coin and Bullion. Balance of Trade and Council Bills. Bank Rates and Exchange. Shipping. Freights. Frontier and Coasting Trades. Railway Goods Traffic. Prices. Analytical Statement. (With Map.)

[Cd. 6960] of Session 1913. Price 1s. 1d., post free 1s. 4d.

EAST INDIA (INCOME AND EXPENDITURE).

RETURN of the Net Income and Expenditure of British India, under certain specified heads, for the Eleven Years from 1902-3 to 1912-13.

Net Income :—Land Revenue, &c.; Opium; Taxation; Revenue derived from Commercial Undertakings; Mint; Exchange.

Net Expenditure :—Debt Services; Military Services; Collection of Revenue; Civil Services; Famine-Relief and Insurance; Provincial Adjustments.

Appendices give detailed tabulated statements relating to the above.

H.C. 169 of Session 1914. Price 7d., post free 9d.

EAST INDIA: FINANCIAL STATEMENT AND BUDGET.

INDIAN FINANCIAL STATEMENT AND BUDGET for 1914-15, and Discussion thereon in the Legislative Council of the Governor-General.

H.C. 232 of Session 1914. Price 2s. 10d., post free 3s. 2d.

EAST INDIA (STATISTICAL ABSTRACT).

STATISTICAL ABSTRACT RELATING TO BRITISH INDIA from 1902-03 to 1911-12. 47th Number.

Area and Population, 1901.	Co-operative Credit Societies.	Port Trusts.
Justice, Police, and Prisons.	Meteorology.	Army.
Registration.	Agriculture, Forests, and	Emigration.
Finance.	Land Values.	Wild Animals and Snakes.
Coinage and Currency.	Railways.	Lunatic Asylums.
Post Office.	Irrigation Works.	Wages.
Banks.	Foreign Trade.	Prices Current.
Telegraphs.	Shipping.	Joint Stock Companies
Municipalities.	Coasting Trade.	Industries.
District and Local Boards.	Ships Built.	Factory Inspection.
Education.	Ships Registered.	Inventions and Designs.
Press.	Merchandise-Marks.	Mineral Production.

Appendices :—Population, Revenue, Expenditure, and Debt, for 25 years; Customs Tariff; Census of 1911; &c. Index.


[Cd. 7078] of Session 1914. Price 1s. 3d., post free 1s. 6d.

21284

EAST INDIA (TRADE).

S 1109

T. A B L E S



RELATING TO THE

TRADE OF BRITISH INDIA

WITH

2

BRITISH POSSESSIONS AND FOREIGN COUNTRIES

1908-9 TO 1912-13.

Presented to both Houses of Parliament by Command of His Majesty.



LONDON:

PRINTED UNDER THE AUTHORITY OF HIS MAJESTY'S STATIONERY OFFICE
BY EYRE AND SPOTTISWOODE, LTD., EAST HARDING STREET, E.C.,
PRINTERS TO THE KING'S MOST EXCELLENT MAJESTY.

To be purchased, either directly or through any Bookseller, from
WYMAN AND SONS, LTD., 29, BREAMS BUILDINGS, FETTER, LANE, E.C., and
28, ABINGDON STREET, S.W., and 54, ST. MARY STREET, CARDIFF; or
H.M. STATIONERY OFFICE (SCOTTISH BRANCH), 23, FORTH STREET, EDINBURGH; or
E. PONSONBY, LTD., 116, GRAFTON STREET, DUBLIN;
or from the Agencies in the British Colonies and Dependencies,
the United States of America, the Continent of Europe and Abroad of
T. FISHER UNWIN, LONDON, W.C.

1914.

Price 1s. 7d.

[Cd. 7550.]

EXPLANATORY NOTE.

The following tables are an abstract of the Annual Statement of the Trade and Navigation of British India with Foreign Countries for 1912-13 issued in India in two volumes.* Values are expressed in pounds at the rate of 15 rupees to £1, this rate having been maintained since January 1898 with but slight variation.

The trade dealt with in these accounts is the trade registered at British Indian Ports between these ports and foreign countries. The foreign trade of ports in Native States is not recorded as this trade is small owing to the absence of large harbours and to the prohibition of direct transshipment at British ports to Native States.

Foreign merchandise transhipped at Indian ports is excluded from the accounts of both imports and exports, as Indian ports are not transshipment centres for foreign countries to any considerable extent. The imports include goods landed, whether they are intended for home consumption, bonding or re-exportation, and such articles in passengers' luggage as are dutiable. Articles received from and despatched to foreign countries by parcel post are included, but, with certain exceptions, the contents of foreign registered letters received and despatched are not included.

Imports and exports of Government stores are dealt with separately.

The figures represent the quantities and values declared by importers and exporters in Bills of Entry and Shipping Bills, as subsequently checked by the Customs Officials. The weight recorded is the net weight, i.e., it does not include the weight of the covers or packing. According to the provisions of the Indian Sea Customs Act, the values of goods imported or exported represent—

- (a) the wholesale cash price, less trade discount, for which goods of the like kind and quality are sold or are capable of being sold at the time and place of importation or exportation, as the case may be, without any abatement or deduction whatever, except (in the case of goods imported) of the amount of the duties payable on the importation thereof; or
- (b) where such price is not ascertainable, the cost at which goods of the like kind and quality could be delivered at such place without any abatement or deduction, except as aforesaid.

For the purpose of levying import duties the Government of India fixes tariff values of goods subject to such duties. These values are revised from time to time.

Imports are classified as received from the countries whence they were *consigned* to British India, not as in the corresponding volume for 1910-11 and earlier years, as received from the countries whence they were shipped direct to India. The country of consignment is defined as "that from which the goods have come, whether by land and sea or by sea only, without interruption of transit save in the course of transshipment or transfer from one means of conveyance to another." Thus the countries whence goods are consigned are not in all cases the countries of actual origin of the goods, since goods produced in one country may be purchased by a firm in another country and thence despatched, after a longer or shorter interval, to India. In such a case the second country would be the country of consignment, to which the goods would be credited in these Accounts.

Exports are credited to the country of *final destination* as declared by the exporters in the Shipping Bills, whether that country possesses a sea-board or not, not as hitherto to the country containing the port of discharge as declared by the exporter in the Shipping Bills, whether carried there direct or after transshipment. The country of final destination is defined as "that to which goods exported from India are intended to pass, whether by sea and land or by sea only, without interruption of transit save in the course of transshipment or transfer from one means of conveyance to another." In the corresponding volume for 1910-11 and earlier years, exports destined for countries which possess no sea-board, such as Switzerland, were credited to the country in which the port of discharge was situated.

The following changes have been introduced in the present volume: firstly, the system of classification of articles into seven main heads has been replaced by the classification adopted in the trade accounts of the United Kingdom, which distinguishes between four main heads, namely:—

- I.—Food, drink, and tobacco.
- II.—Raw materials and produce and articles mainly unmanufactured.
- III.—Articles wholly or mainly manufactured.
- IV.—Miscellaneous and unclassified (including parcel post).

Secondly, the method of arrangement of articles in the abstract tables has been modified; instead of a subdivision under main heads the articles are now arranged in the abstract, as well as in the detailed tables, in alphabetical order, provision being made for grouping together within the alphabetical order such articles as are related industrially or commercially; and, thirdly, the list of articles separately enumerated has been greatly amplified.

Summary tables have been prepared, for the first time, on the lines of those given in the Annual Statement of the Trade of the United Kingdom, and are included in this volume.

* The volumes can be obtained in this country from the Agents for the sale of Indian Government Publications.

CONTENTS.

TABLES RELATING TO THE TRADE OF BRITISH INDIA.

No. of Table.		Page
1	TOTAL TRADE : Value	4
2	PRIVATE MERCHANDISE : Summary of Imports	5
3	" Re-exports	8
4	" Exports	11
	CLASSIFICATION OF THE ARTICLES INCLUDED IN TABLES 2 and 3	14
	" " " TABLE 4	20
5	PRIVATE MERCHANDISE : Principal Countries : Imports	25
6	" Re-exports	26
7	" Exports	27
8	Principal Articles : Imports : Total Quantity and Value	28
9	" Re-exports : Total Quantity and Value	41
10	" Exports : Total Quantity and Value	46
11	Articles and Countries : Imports : Quantity and Value	54
12	" Re-exports :	106
13	" Exports :	115
14	GOVERNMENT STORES : Imports	146
15	Exports (including Re-exports)	149
16	TRADE WITH PRINCIPAL COUNTRIES, distinguishing Principal Articles : Quantity and Value	150
17	TREASURE : Imports from different Countries	169
18	Description of Imports	170
19	Exports to different Countries	171
20	Description of Exports	172
21	PROVINCES AND PORTS : Distribution of Trade in Private Merchandise	173
22	CUSTOMS DUTY : Gross amount collected on different Articles, &c.	174
23	SHIPPING : Vessels entered and cleared, with Cargoes and in Ballast	175
24	" " distinguishing Nationalities	176
25	" entered, distinguishing Countries	177
26	" cleared, " "	178
27	" built at Indian Ports	179
28	" first registered at Indian Ports	179
29	LAND TRADE : Value of Registered Imports and Exports, distinguishing Countries, &c.	180
	APPENDIX A.—CUSTOMS TARIFF	181
	APPENDIX B.—TRADE OF ADEN	190
	INDEX	191

INDIA OFFICE,
23rd July 1914.

T. W. HOLDERNESS,
Under Secretary of State.

TABLES

RELATING TO

THE TRADE OF BRITISH INDIA.

NOTE.—The Values throughout the following Tables are given in pounds,
at the rate of 15 Rupees to £1.

No. 1.

VALUE of the TOTAL TRADE.

	1908-9.	1909-10.	1910-11.	1911-12.	1912-13.
FOREIGN SEA-BORNE TRADE.	£	£	£	£	£
Imports:					
PRIVATE MERCHANDISE - - - - -	80,849,618	78,040,286	86,236,011	92,383,255	107,327,025
GOVERNMENT STORES - - - - -	5,008,302	3,727,226	2,901,152	3,653,703	3,743,877
TOTAL MERCHANDISE - - - - -	85,857,920	81,767,512	89,137,163	96,036,958	111,070,902
TREASURE, PRIVATE - - - - -	15,087,902	24,950,716	26,444,723	35,614,729	34,132,002
" GOVERNMENT - - - - -	74,876	64,933	45,853	32,503	7,089,166
TOTAL TREASURE - - - - -	15,162,778	25,015,649	26,490,576	35,647,232	41,221,168
TOTAL IMPORTS - - - - -	101,020,698	106,783,161	115,627,739	131,684,190	152,292,070
Exports:					
PRIVATE MERCHANDISE:					
INDIAN PRODUCE AND MANU-FACTURES - - - - -	99,904,842	122,997,605	137,080,646	147,879,063	160,899,289
FOREIGN DITTO - - - - -	2,113,820	2,259,090	2,840,700	4,018,100	3,160,044
TOTAL PRIVATE MERCHANDISE	102,018,662	125,256,695	139,921,346	151,897,163	164,059,333
GOVERNMENT STORES: INDIAN - - - - -	18,215	25,524	16,964	38,649	52,519
" " FOREIGN - - - - -	58,586	29,904	36,092	57,392	33,702
TOTAL GOVERNMENT STORES - - - - -	76,801	55,428	53,056	96,041	86,221
TOTAL MERCHANDISE - - - - -	102,095,463	125,312,123	139,974,402	151,993,204	164,145,554
TREASURE, PRIVATE - - - - -	3,971,116	4,262,221	4,745,327	6,907,746	4,697,193
" GOVERNMENT - - - - -	242,382	3,807	5,956	8,191	2,390,651
TOTAL TREASURE - - - - -	4,213,498	4,266,028	4,751,283	6,915,937	7,087,844
TOTAL EXPORTS - - - - -	106,308,961	129,578,151	144,725,685	158,909,141	171,233,398
Total Sea-borne Trade - - - - -	207,329,659	236,361,312	260,353,424	290,593,331	323,525,468
NET EXPORTS OF MERCHANDISE - - - - -	16,237,543	43,544,611	50,837,239	55,956,246	53,074,652
NET IMPORTS OF TREASURE - - - - -	10,949,280	20,749,621	21,789,293	28,731,295	34,133,324
EXCESS OF EXPORTS - - - - -	5,288,263	22,794,990	29,097,946	27,224,951	18,941,328
LAND FRONTIER TRADE.					
Imports:					
MERCHANDISE - - - - -	4,829,268	4,835,736	5,329,807	6,233,274	6,916,634
TREASURE - - - - -	696,577	802,176	797,397	686,722	743,902
TOTAL IMPORTS - - - - -	5,525,845	5,637,912	6,127,204	6,919,996	7,660,536
Exports:					
MERCHANDISE - - - - -	4,144,137	4,012,703	4,325,790	5,273,518	6,335,948
TREASURE - - - - -	496,157	531,914	624,276	611,644	650,498
TOTAL EXPORTS - - - - -	4,640,294	4,544,617	4,950,066	5,885,162	6,986,446
Total Land Trade - - - - -	10,166,139	10,182,529	11,077,270	12,805,158	14,646,982

SUMMARY of the VALUE of the IMPORTS of MERCHANDISE CONSIGNED from the
BRITISH EMPIRE.

	1908-09.	1909-10.	1910-11.	1911-12.	1912-13.
I.—Food, Drink, and Tobacco:	£	£	£	£	£
A. Fish (excluding Canned Fish)	194,661	209,204	144,597	158,815	156,386
B. Fruits and Vegetables	78,214	94,944	108,052	106,543	120,378
C. Grain, Pulse, and Flour	630,871	146,439	91,720	46,646	37,953
D. Liquors	743,940	716,707	720,589	731,844	776,386
E. Provisions and Oilman's Stores	913,412	938,868	1,017,870	1,077,203	1,268,186
F. Spices	866,384	831,796	991,971	995,199	1,043,466
G. Sugar	1,894,690	1,884,210	2,332,964	1,522,199	2,431,932
H. Tea	69,809	58,317	58,033	78,975	88,371
I. Other Food and Drink	292,002	207,788	241,622	295,551	297,746
J. Tobacco	361,357	422,371	259,876	370,228	385,453
TOTAL, CLASS I.	6,045,340	5,510,644	5,967,294	5,383,203	6,606,257
II.—Raw Materials and Produce and Articles mainly Unmanufactured:					
A. Coal, Coke, and Patent Fuel	531,274	469,087	363,670	292,685	536,970
B. Gums, Resins, and Lac	60,779	69,509	71,960	101,113	104,193
C. Hides and Skins, Raw	42,155	41,730	63,547	60,807	56,301
D. Metallic Ores and Scrap Iron or Steel for re-manufacture	7,807	11,881	4,787	17,211	24,828
E. Oils	340,603	322,414	483,042	357,567	362,682
F. Seeds	35,163	21,516	23,684	20,061	15,562
G. Tallow, Stearine, and Wax	50,573	57,170	58,908	81,665	104,893
H. Textile Materials	500,393	346,011	309,732	1,233,026	962,734
I. Wood and Timber	116,692	124,906	145,502	142,508	115,123
J. Miscellaneous	359,888	525,875	534,971	612,793	648,156
TOTAL, CLASS II.	2,045,327	1,990,049	2,059,848	2,919,436	2,931,442
III.—Articles wholly or mainly Manufactured:					
A. Apparel	523,677	538,395	650,671	780,166	896,368
B. Arms, Ammunition, and Military Stores	201,126	182,785	200,091	215,123	221,297
C. Carriages and Carts (including Cycles and Motor Cars)	524,653	525,039	675,438	863,151	1,002,705
D. Chemicals, Drugs, and Medicines	784,524	888,784	943,610	988,622	989,764
E. Cutlery, Hardware, Implements (except Machine Tools), and Instruments	1,877,644	1,716,952	1,870,170	2,065,967	2,241,612
F. Dyes and Colours	392,573	409,130	446,217	480,600	550,363
G. Furniture, Cabinetware, and Manufactures of Wood	103,948	105,082	105,945	119,732	113,610
H. Glassware and Earthenware	326,154	327,613	334,138	374,130	388,751
I. Hides and Skins, Tanned or Dressed, and Leather	279,461	267,493	286,777	313,244	245,062
J. Machinery of all Kinds (including Belting for Machinery)	4,221,169	3,268,153	2,906,558	2,604,949	3,508,679
K. Metals, Iron and Steel, and Manufactures thereof	3,991,464	4,128,583	4,302,608	4,507,112	5,164,917
L. Metals, other than Iron and Steel, and Manufactures thereof	1,824,088	1,685,773	2,103,272	1,758,428	1,602,883
M. Paper, Pasteboard, and Stationery	615,658	642,083	698,612	717,292	868,147
N. Railway Plant and Rolling Stock	4,857,621	3,572,965	2,766,711	2,865,837	4,118,283
O. Yarn and Textile Fabrics	25,310,069	25,985,587	29,760,888	32,750,170	39,426,632
P. Miscellaneous	2,398,463	2,454,042	2,553,450	2,800,691	2,890,248
TOTAL, CLASS III.	48,232,292	46,708,459	50,605,156	54,205,214	64,229,321
IV.—Miscellaneous and Unclassified	779,971	793,504	957,636	1,130,801	1,083,419
TOTAL	57,102,930	55,002,656	59,589,934	63,638,654	74,850,439

NOTE.—For Articles included in this Statement, see Classification, pp. 14 to 20.

SUMMARY of the VALUE of the IMPORTS of MERCHANDISE CONSIGNED from FOREIGN COUNTRIES.

	1908-09.	1909-10.	1910-11.	1911-12.	1912-13.
	£	£	£	£	£
I.—Food, Drink, and Tobacco:					
A. Fish (excluding Canned Fish) - - -	38,566	34,471	34,602	39,467	45,004
B. Fruits and Vegetables - - -	540,287	556,205	619,024	623,163	608,759
C. Grain, Pulse, and Flour - - -	191,557	53,314	5,729	38,330	49,242
D. Liquors - - -	399,704	369,205	361,579	368,732	437,884
E. Provisions and Oilman's Stores - -	172,674	180,336	192,646	214,425	297,960
F. Spices - - -	49,615	26,582	35,797	33,647	43,943
G. Sugar - - -	5,379,535	5,801,227	6,450,958	6,437,364	7,087,240
H. Tea - - -	73,945	58,882	80,305	116,416	51,319
I. Other Food and Drink - - -	300,381	277,031	250,455	303,533	298,628
J. Tobacco - - -	168,101	209,781	67,736	74,637	77,143
TOTAL, CLASS I. - - -	7,314,365	7,567,034	8,098,831	8,249,714	8,997,122
II.—Raw Materials and Produce and Articles mainly Unmanufactured:					
A. Coal, Coke, and Patent Fuel - - -	17,044	15,027	17,745	49,276	241,075
B. Gums, Resins, and Lac - - -	57,545	66,290	71,073	82,149	108,457
C. Hides and Skins, Raw - - -	32,028	44,168	29,573	28,638	36,133
D. Metallic Ores and Scrap Iron or Steel for re-manufacture - - -	3,564	5,806	4,478	2,698	3,253
E. Oils - - -	2,428,439	1,901,109	1,911,003	2,592,700	2,297,485
F. Seeds - - -	57,482	34,928	28,543	33,406	26,279
G. Tallow, Stearine, and Wax - - -	36,051	16,269	22,223	37,351	30,324
H. Textile Materials - - -	614,291	633,627	530,184	989,367	1,850,875
I. Wood and Timber - - -	374,892	322,825	390,803	329,450	283,295
J. Miscellaneous - - -	201,000	307,831	313,836	357,079	459,793
TOTAL, CLASS II. - - -	3,822,336	3,347,930	3,319,461	4,502,114	5,336,969
III.—Articles wholly or mainly Manufactured:					
A. Apparel - - -	424,350	427,347	584,028	613,492	620,142
B. Arms, Ammunition, and Military Stores -	15,376	12,102	16,257	19,482	16,647
C. Carriages and Carts (including Cycles and Motor Cars) - - -	93,857	85,131	178,833	192,857	263,490
D. Chemicals, Drugs, and Medicines - -	307,424	367,835	395,852	438,113	472,691
E. Cutlery, Hardware, Implements (except Machine Tools), and Instruments - -	891,620	835,880	1,116,638	1,186,213	1,408,703
F. Dyes and Colours - - -	689,300	730,117	909,149	858,321	989,263
G. Furniture, Cabinetware, and Manufactures of Wood - - -	61,341	69,479	83,064	88,716	84,034
H. Glassware and Earthenware - - -	746,364	831,301	1,032,356	1,022,818	1,149,952
I. Hides and Skins, Tanned or Dressed and Leather - - -	24,507	23,443	36,394	33,841	40,417
J. Machinery of all Kinds (including Belting for Machinery) - - -	333,010	253,489	452,611	435,636	396,311
K. Metals, Iron and Steel, and Manufactures thereof - - -	2,034,756	1,753,851	1,988,805	2,193,804	2,484,848
L. Metals, other than Iron and Steel, and Manufactures thereof - - -	759,140	874,137	1,198,860	998,002	1,054,589
M. Paper, Pasteboard, and Stationery - -	293,838	355,073	405,098	435,366	516,034
N. Railway Plant and Rolling Stock - -	88,979	54,099	63,510	92,133	150,315
O. Yarn and Textile Fabrics - - -	4,472,304	4,046,870	5,158,505	5,694,009	6,491,027
P. Miscellaneous - - -	1,115,611	1,187,276	1,265,339	1,333,458	1,582,892
TOTAL, CLASS III. - - -	12,351,777	11,907,430	14,885,299	15,636,261	17,721,355
IV.—Miscellaneous and Unclassified. - -	258,210	215,236	342,486	356,512	421,140
TOTAL - - -	23,746,688	23,037,630	26,646,077	28,744,601	32,476,586

NOTE.—For Articles included in this Statement, see Classification, pp. 14 to 20.

SUMMARY of the VALUE of the IMPORTS of MERCHANDISE CONSIGNED from the BRITISH
EMPIRE and FOREIGN COUNTRIES.

	1908-9.	1909-10.	1910-11.	1911-12.	1912-13.
I.—Food, Drink, and Tobacco:	£	£	£	£	£
A. Fish (excluding Canned Fish)	233,327	243,675	179,199	198,282	201,390
B. Fruits and Vegetables	618,501	651,149	727,076	729,706	729,137
C. Grain, Pulse, and Flour	322,428	199,753	97,449	84,976	87,195
D. Liquors	1,143,644	1,085,912	1,082,168	1,100,576	1,214,270
E. Provisions and Oilman's Stores	1,026,086	1,119,204	1,210,516	1,291,628	1,566,146
F. Spices	915,999	853,378	1,027,768	1,028,846	1,087,409
G. Sugar	7,274,225	7,685,437	8,783,922	7,959,563	9,519,172
H. Tea	143,754	117,199	138,338	195,391	139,690
I. Other Food and Drink	592,383	484,819	492,077	599,084	596,374
J. Tobacco	529,458	632,152	327,612	444,865	462,596
TOTAL, CLASS I.	13,359,705	13,077,678	14,066,125	13,632,917	15,603,379
II.—Raw Materials and Produce and Articles mainly Unmanufactured:					
A. Coal, Coke, and Patent Fuel	543,318	484,064	381,415	341,961	778,045
B. Gums, Resins, and Lac	118,324	135,799	143,033	183,262	212,650
C. Hides and Skins, Raw	74,183	85,898	93,120	89,445	92,434
D. Metallic Ores and Scrap Iron or Steel for re-manufacture	11,371	17,687	9,265	19,909	28,081
E. Oils	2,769,042	2,223,523	2,394,045	2,950,267	2,660,167
F. Seeds	92,645	56,444	52,227	53,467	41,841
G. Tallow, Stearine, and Wax	86,624	73,439	81,126	119,016	135,217
H. Textile Materials	1,114,634	979,638	839,966	2,222,393	2,813,609
I. Wood and Timber	491,584	447,731	536,305	471,958	398,418
J. Miscellaneous	560,888	833,756	848,807	969,872	1,107,949
TOTAL, CLASS II.	5,867,663	5,337,979	5,379,309	7,421,550	8,268,411
III.—Articles wholly or mainly Manu- factured:					
A. Apparel	948,027	965,742	1,234,699	1,393,658	1,516,510
B. Arms, Ammunition, and Military Stores	216,502	194,887	216,348	234,605	237,944
C. Carriages and Carts (including Cycles and Motor Cars)	618,510	610,170	854,271	1,056,008	1,266,195
D. Chemicals, Drugs, and Medicines	1,091,948	1,256,619	1,339,462	1,426,735	1,462,455
E. Cutlery, Hardware, Implements (except Machine Tools), and Instruments	2,769,264	2,552,832	2,986,808	3,252,180	3,650,315
F. Dyes and Colours	1,081,873	1,139,247	1,355,366	1,338,921	1,539,626
G. Furniture, Cabinetware, and Manu- factures of Wood	165,239	174,561	189,009	208,448	197,644
H. Glassware and Earthenware	1,072,518	1,158,914	1,366,494	1,396,948	1,538,708
I. Hides and Skins, Tanned or Dressed, and Leather	303,968	290,936	323,171	347,085	285,479
J. Machinery of all Kinds (including Belting for Machinery)	4,554,179	3,521,642	3,359,169	3,040,585	3,904,990
K. Metals, Iron and Steel, and Manufactures thereof	6,026,220	5,882,434	6,291,413	6,700,916	7,649,765
L. Metals, other than Iron and Steel, and Manufactures thereof	2,583,228	2,569,910	3,302,132	2,756,430	2,657,472
M. Paper, Pastebord, and Stationery	909,496	997,156	1,103,710	1,152,658	1,384,181
N. Railway Plant and Rolling-stock	4,946,600	3,627,064	2,830,221	2,957,970	4,268,598
O. Yarn and Textile Fabrics	29,782,373	30,032,457	34,919,393	38,444,179	45,917,659
P. Miscellaneous	3,514,074	3,641,318	3,818,789	4,134,149	4,473,140
TOTAL, CLASS III.	60,584,069	58,615,889	65,490,455	69,941,475	81,950,676
IV.—Miscellaneous and Unclassified	1,038,181	1,008,740	1,300,122	1,487,313	1,504,559
TOTAL.	80,849,618	78,040,286	86,236,011	92,383,255	107,327,025

NOTE.—For Articles included in this Statement, see Classification pp. 14 to 20.

SUMMARY of the VALUE of the EXPORTS of BRITISH and FOREIGN MERCHANDISE to the
BRITISH EMPIRE.

	1908-9.	1909-10.	1910-11.	1911-12.	1912-13.
	£	£	£	£	£
I.—Food, Drink, and Tobacco :					
A. Fish (excluding Canned Fish) - - -	52,553	33,941	37,808	54,045	60,229
B. Fruits and Vegetables - - - - -	44,508	46,419	64,549	90,165	62,256
C. Grain, Pulse, and Flour - - - - -	3,913	1,046	1,228	631	15
D. Liquors - - - - -	1,382	1,534	1,346	1,905	1,809
E. Provisions and Oilman's Stores - - -	2,941	7,020	3,130	3,654	6,125
F. Spices - - - - -	17,177	16,570	12,885	21,700	7,502
G. Sugar - - - - -	26,481	29,461	94,113	1,082,177	60,877
H. Tea - - - - -	3,171	2,629	4,465	4,672	2,223
I. Other Food and Drink - - - - -	1,039	742	526	386	557
J. Tobacco - - - - -	1,843	1,449	11,773	371	3,477
TOTAL, CLASS I. - - - - -	155,008	140,811	231,823	1,259,706	205,070
II.—Raw Materials and Produce and Articles mainly Unmanufactured :					
A. Coal, Coke, and Patent Fuel - - -	25	0	3	2	3
B. Gums, Resins, and Lac - - - - -	10,127	7,895	9,537	9,231	20,895
C. Hides and Skins, Raw - - - - -	0	0	0	0	2
D. Metallic Ores and Scrap Iron or Steel for re-manufacture - - - - -	266	512	461	922	52
E. Oils - - - - -	3,097	2,423	3,134	1,855	3,378
F. Seeds - - - - -	63	271	927	301	257
G. Tallow, Stearine, and Wax - - - - -	292	60	5	201	188
H. Textile Materials - - - - -	189,766	201,999	160,763	210,715	409,325
I. Wood and Timber - - - - -	1,030	1,047	881	2,694	1,386
J. Miscellaneous - - - - -	49,480	51,085	52,548	45,677	44,916
TOTAL, CLASS II. - - - - -	254,146	265,292	228,259	271,598	480,402
III.—Articles wholly or mainly Manufactured :					
A. Apparel - - - - -	74,264	75,839	75,799	78,255	50,505
B. Arms, Ammunition, and Military Stores - - - - -	6,687	5,518	6,499	7,039	6,238
C. Carriages and Carts (including Cycles and Motor Cars) - - - - -	35,817	28,023	30,058	46,309	55,291
D. Chemicals, Drugs, and Medicines - - - - -	14,532	15,265	22,210	24,136	21,319
E. Cutlery, Hardware, Implements (except Machine Tools), and Instruments - - -	60,310	64,760	65,366	70,413	82,238
F. Dyes and Colours - - - - -	8,192	8,849	12,757	18,055	8,085
G. Furniture, Cabinetware, and Manufactures of Wood - - - - -	11,937	9,976	17,908	10,971	22,678
H. Glassware and Earthenware - - - - -	16,037	18,677	18,450	20,280	23,426
I. Hides and Skins, Tanned or Dressed, and Leather - - - - -	3,125	2,628	4,033	3,676	2,645
J. Machinery of all Kinds (including Belting for Machinery) - - - - -	23,590	21,778	23,509	29,964	46,269
K. Metals, Iron and Steel, and Manufactures thereof - - - - -	6,297	7,374	7,306	11,541	13,205
L. Metals, other than Iron and Steel, and Manufactures thereof - - - - -	5,319	3,728	7,707	43,563	31,332
M. Paper, Pastebord, and Stationery - - - - -	6,416	6,722	6,942	6,494	11,708
N. Railway Plant and Rolling-stock - - - - -	40	612	2,473	901	5,152
O. Yarn and Textile Fabrics - - - - -	299,905	335,292	444,635	509,806	533,369
P. Miscellaneous - - - - -	69,074	76,064	67,554	85,100	91,274
TOTAL, CLASS III. - - - - -	641,542	681,105	813,206	966,503	1,004,734
IV.—Miscellaneous and Unclassified					
	57,039	94,025	126,684	62,939	72,195
TOTAL - - - - -	1,107,735	1,181,233	1,899,972	2,560,746	1,762,401

NOTE.—For Articles included in this Statement, see Classification pp. 14 to 20.

SUMMARY of the VALUE of the EXPORTS of BRITISH and FOREIGN MERCHANDISE to FOREIGN COUNTRIES.

	1908-09.	1909-10.	1910-11.	1911-12.	1912-13.
I.—Food, Drink, and Tobacco :	£	£	£	£	£
A. Fish (excluding Canned Fish)	2,443	4,175	4,922	544	4,869
B. Fruits and Vegetables	16,413	16,287	18,056	30,565	30,574
C. Grain, Pulse, and Flour	7,725	5,385	8,755	2,335	356
D. Liquors	1,568	1,771	2,077	2,104	2,111
E. Provisions and Oilman's Stores	3,333	5,256	7,384	7,812	7,441
F. Spices	6,207	4,881	5,111	8,325	3,441
G. Sugar	51,751	80,923	121,958	72,426	83,775
H. Tea	32,831	21,452	25,563	13,372	23,577
I. Other Food and Drink	2,098	2,026	1,968	3,310	3,972
J. Tobacco	1,534	515	10,082	964	766
TOTAL, CLASS I.	125,903	142,671	205,876	141,757	160,882
II.—Raw Materials and Produce and Articles mainly Unmanufactured :					
A. Coal, Coke, and Patent Fuel	20	0	17	338	282
B. Gums, Resins, and Lac	36,798	38,263	61,298	56,079	60,270
C. Hides and Skins, Raw	0	0	0	0	420
D. Metallic Ores and Scrap Iron or Steel for re-manufacture	29,649	38,392	51,357	34,246	32,053
E. Oils	5,613	2,255	6,783	4,759	4,104
F. Seeds	26,845	397	302	69	582
G. Tallow, Stearine, and Wax	10	3	—	47	12
H. Textile Materials	4,496	3,017	43,630	47,044	47,022
I. Wood and Timber	4,439	1,940	2,995	5,092	994
J. Miscellaneous	12,768	20,140	16,399	13,912	20,516
TOTAL, CLASS II.	120,688	104,407	182,781	161,586	166,255
III.—Articles wholly or mainly Manufactured :					
A. Apparel	25,942	29,676	49,281	70,207	32,948
B. Arms, Ammunition, and Military Stores	589	233	577	491	426
C. Carriages and Carts (including Cycles and Motor Cars)	7,580	2,690	5,587	7,733	6,263
D. Chemicals, Drugs, and Medicines	14,343	19,746	30,454	21,612	22,180
E. Outlery, Hardware, Implements (except Machine Tools), and Instruments	66,639	57,187	63,876	76,726	79,103
F. Dyes and Colours	9,185	10,016	12,596	16,045	16,376
G. Furniture, Cabinetware, and Manufactures of Wood	4,285	4,706	4,130	2,287	4,678
H. Glassware and Earthenware	21,326	15,716	24,086	31,213	34,980
I. Hides and Skins, Tanned or Dressed, and Leather	837	865	1,466	2,239	1,863
J. Machinery of all kinds (including Belting for Machinery)	5,716	4,847	7,235	12,170	6,857
K. Metals, Iron and Steel, and Manufactures thereof	16,125	12,920	18,668	20,139	21,292
L. Metals, other than Iron and Steel, and Manufactures thereof	32,253	34,110	52,539	41,517	35,101
M. Paper, Pasteboard, and Stationery	6,176	6,392	8,002	6,974	5,855
N. Railway Plant and Rolling Stock	33	0	36	0	148
O. Yarn and Textile Fabrics	500,899	528,365	691,613	798,834	728,012
P. Miscellaneous	33,266	41,037	58,372	31,125	51,030
TOTAL, CLASS III.	745,144	768,506	1,028,518	1,189,312	1,047,112
IV.—Miscellaneous and Unclassified	14,400	62,273	23,553	14,699	23,394
TOTAL	1,006,085	1,077,857	1,440,728	1,457,354	1,397,643

NOTE.—For Articles included in this Statement, see Classification, pp. 14 to 20.

SUMMARY of the VALUE of the EXPORTS of BRITISH and FOREIGN MERCHANDISE to the
BRITISH EMPIRE and FOREIGN COUNTRIES.

	1908-09.	1909-10.	1910-11.	1911-12.	1912-13.
	£	£	£	£	£
I.—Food, Drink, and Tobacco:					
A. Fish (excluding Canned Fish) - - -	54,996	38,116	42,730	54,589	65,098
B. Fruit and Vegetables - - - - -	60,921	62,706	82,605	120,730	92,830
C. Grain, Pulse, and Flour - - - -	11,638	6,431	9,983	2,966	371
D. Liquors - - - - -	2,950	3,305	3,423	4,009	3,920
E. Provisions and Oilman's Stores - -	6,274	12,276	10,514	11,466	13,566
F. Spices - - - - -	23,384	21,451	17,996	30,025	10,943
G. Sugar - - - - -	78,232	110,384	216,071	1,154,603	144,652
H. Tea - - - - -	36,002	24,081	30,028	18,044	25,800
I. Other Food and Drink - - - - -	3,137	2,768	2,494	3,696	4,529
J. Tobacco - - - - -	3,377	1,964	21,855	1,335	4,243
TOTAL, CLASS I. - - - - -	280,911	283,482	437,699	1,401,463	365,952
II.—Raw Materials and Produce and Articles mainly Unmanufactured:					
A. Coal, Coke, and Patent Fuel - - -	45	0	20	340	285
B. Gums, Resins, and Lac - - - - -	46,925	46,158	70,835	65,310	81,165
C. Hides and Skins, Raw - - - - -	0	0	0	0	422
D. Metallic Ores and Scrap Iron or Steel for re-manufacture - - - - -	29,915	38,904	51,818	35,168	32,105
E. Oils - - - - -	8,710	4,678	9,917	6,614	7,482
F. Seeds - - - - -	26,908	668	1,229	370	839
G. Tallow, Stearine, and Wax - - - -	302	63	5	248	200
H. Textile Materials - - - - -	194,262	205,016	204,393	257,759	456,347
I. Wood and Timber - - - - -	5,469	2,987	3,876	7,786	2,380
J. Miscellaneous - - - - -	62,248	71,225	68,947	59,589	65,432
TOTAL, CLASS II. - - - - -	374,784	369,699	411,040	433,184	646,657
III.—Articles wholly or mainly Manu- factured:					
A. Apparel - - - - -	100,206	105,515	125,080	148,462	83,453
B. Arms, Ammunition, and Military Stores	7,226	5,751	7,076	7,530	6,664
C. Carriages and (Carts including Cycles and Motor Cars) - - - - -	43,397	30,713	35,645	54,042	61,554
D. Chemicals, Drugs, and Medicines - -	28,875	35,011	52,664	45,748	43,499
E. Cutlery, Hardware, Implements (except Machine Tools), and Instruments - -	126,949	121,947	129,242	147,139	161,341
F. Dyes and Colours - - - - -	17,377	18,865	25,353	34,100	24,461
G. Furniture, Cabinetware, and Manufac- tures of Wood - - - - -	16,222	14,682	22,038	13,258	27,356
H. Glassware and Earthenware - - - -	37,363	34,393	42,536	51,493	58,406
I. Hides and Skins, Tanned or Dressed, and Leather - - - - -	3,962	3,493	5,499	5,915	4,508
J. Machinery of all kinds (including Belting for Machinery) - - - - -	29,306	26,625	30,744	42,134	53,126
K. Metals, than Iron and Steel, and Manufac- tures thereof - - - - -	22,422	20,294	25,974	31,680	34,497
L. Metals, other than Iron and Steel, and Manufactures thereof - - - - -	37,572	37,838	60,246	85,030	66,433
M. Paper, Pasteboard, and Stationery - -	12,592	13,114	14,944	13,468	17,563
N. Railway Plant and Rolling Stock - -	73	612	2,509	901	5,300
O. Yarn and Textile Fabrics - - - - -	800,304	863,657	1,136,248	1,308,640	1,261,381
P. Miscellaneous - - - - -	102,340	117,101	125,926	116,225	142,304
TOTAL, CLASS III. - - - - -	1,386,636	1,449,611	1,841,724	2,105,815	2,051,846
IV.—Miscellaneous and Unclassified - -	71,439	156,298	150,287	77,638	95,589
TOTAL - - - - -	2,113,820	2,259,090	2,840,700	4,018,100	3,160,044

NOTE.—For Articles included in this Statement, see Classification, pp. 14 to 20.

SUMMARY of the VALUE of the EXPORTS of INDIAN MERCHANDISE to the BRITISH EMPIRE.

	1908-09.	1909-10.	1910-11.	1911-12.	1912-13.
I.—Food, Drink, and Tobacco :	£	£	£	£	£
A. Fish (excluding Canned Fish)	186,439	229,490	266,227	261,610	241,514
B. Fruits and vegetables	135,495	161,476	189,573	207,903	226,499
C. Grain, Pulse, and Flour	6,849,878	14,003,169	15,330,311	18,640,580	21,515,206
D. Liquors	21	42	8,499	4,272	5,730
E. Provisions and Oilman's Stores	197,405	213,731	236,640	256,892	277,253
F. Spices	194,848	235,921	254,710	269,175	290,269
G. Sugar	74,694	57,857	88,950	84,310	150,824
H. Tea	5,913,652	6,637,557	6,745,493	7,289,154	7,264,271
I. Other Food and Drink	525,202	447,397	383,019	399,291	485,819
J. Tobacco	133,264	143,973	185,839	197,962	230,291
TOTAL, CLASS I.	14,210,898	22,130,613	23,689,261	27,611,149	30,687,676
II.—Raw Materials and Produce and Articles mainly Unmanufactured :					
A. Coal, Coke, and Patent Fuel	282,424	395,950	435,304	442,403	488,273
B. Gums, Resins, and Lac	528,801	484,297	415,507	335,584	347,092
C. Hides and Skins, Raw	353,498	451,523	376,599	401,177	588,465
D. Metallic Ores and Scrap Iron or Steel for re-manufacture	168,559	181,616	207,826	181,297	335,237
E. Oils	238,147	259,125	290,622	382,965	341,894
F. Seeds	2,262,084	3,312,031	4,721,838	4,573,779	3,389,928
G. Tallow, Stearine, and Wax	24,116	30,695	31,884	45,727	29,627
H. Textile Materials	8,160,824	7,936,008	7,949,389	9,854,605	10,396,119
I. Wood and Timber	227,677	315,671	493,058	401,968	520,564
J. Miscellaneous	452,282	467,198	569,198	754,676	1,064,535
TOTAL, CLASS II.	12,688,412	13,834,114	15,491,225	17,374,181	17,501,734
III.—Articles wholly or mainly Manufactured :					
A. Apparel	60,253	61,416	65,366	70,077	64,254
B. Arms, Ammunition, and Military Stores	108	24	14	66	2
C. Carriages and Carts (including Cycles and Motor Cars)	1,248	1,816	1,952	2,294	1,855
D. Chemicals, Drugs, and Medicines	3,535,744	4,876,449	5,990,822	4,401,724	3,411,676
E. Cutlery, Hardware, Implements (except Machine Tools), and Instruments	18,610	18,737	19,624	28,010	31,751
F. Dyes and Colours	417,418	292,832	361,690	341,871	329,314
G. Furniture, Cabinetware, and Manufactures of Wood	39,262	30,180	32,977	36,930	32,376
H. Glassware and Earthenware	3,567	5,410	5,628	6,161	6,783
I. Hides and Skins, Tanned or Dressed, and Leather	2,401,217	2,282,510	2,397,252	2,654,861	2,713,521
J. Machinery of all Kinds (including Belting for Machinery)	1,449	486	1,211	3,109	734
K. Metals, Iron and Steel, and Manufactures thereof	13,371	13,217	27,385	54,106	43,385
L. Metals, other than Iron and Steel, and Manufactures thereof	14,629	114,707	234,767	298,172	149,009
M. Paper, Pasteboard, and Stationery	2,218	2,531	2,368	2,931	3,955
N. Railway Plant and Rolling Stock	6,735	5,029	4,864	6,100	7,704
O. Yarn and Textile Fabrics	6,562,836	6,737,616	7,203,170	6,331,296	8,271,176
P. Miscellaneous	816,053	929,909	1,011,359	1,118,016	1,158,953
TOTAL, CLASS III.	13,894,718	15,372,869	17,360,449	15,355,724	16,226,448
IV.—Miscellaneous and Unclassified	970,969	805,686	1,134,643	1,139,505	1,312,915
TOTAL	41,764,997	52,143,282	57,675,578	61,480,559	65,728,773

NOTE.—For Articles included in this Statement, see Classification, pp. 20 to 24.

SUMMARY of the VALUE of the EXPORTS of INDIAN MERCHANDISE to FOREIGN COUNTRIES.

	1908-09.	1909-10.	1910-11.	1911-12.	1912-13.
	£	£	£	£	£
I.—Food, Drink and Tobacco:					
A. Fish (excluding Canned Fish) - - -	970	3,138	11,392	3,208	9,171
B. Fruits and Vegetables - - -	51,534	66,194	88,661	109,335	92,127
C. Grain, Pulse, and Flour - - -	5,529,205	8,381,856	10,386,533	15,665,781	18,685,903
D. Liquors - - -	0	1	18	10	0
E. Provisions and Oilman's Stores - - -	46,097	45,317	41,119	44,383	42,816
F. Spices - - -	195,374	236,395	284,907	350,199	331,606
G. Sugar - - -	9,187	12,502	15,294	13,395	18,956
H. Tea - - -	1,015,489	1,167,379	1,532,086	1,341,798	1,598,380
I. Other Food and Drink - - -	405,771	285,687	506,583	500,505	559,388
J. Tobacco - - -	21,514	26,579	26,823	73,703	25,471
TOTAL, CLASS I. - - -	7,275,141	10,225,048	12,893,416	18,102,317	21,363,818
II.—Raw Materials and Produce and Articles mainly Unmanufactured:					
A. Coal, Coke, and Patent Fuel - - -	54,319	51,640	78,084	71,553	100,993
B. Gums, Resins, and Lac - - -	1,372,053	1,402,930	1,072,459	1,077,434	1,116,308
C. Hides and Skins, Raw - - -	5,205,605	5,982,624	5,619,532	5,894,541	7,257,019
D. Metallic Ores and Scrap Iron or Steel for re-manufacture - - -	360,432	385,691	430,085	430,092	641,156
E. Oils - - -	249,848	279,816	281,917	340,020	230,051
F. Seeds - - -	5,876,626	9,668,632	12,553,260	14,146,104	11,749,908
G. Tallow, Stearine, and Wax - - -	18,661	22,071	26,365	32,289	25,001
H. Textile Materials - - -	20,388,939	25,721,075	29,052,546	27,373,770	29,205,128
I. Wood and Timber - - -	132,573	133,445	209,695	221,337	273,572
J. Miscellaneous - - -	458,983	567,013	633,484	688,609	886,812
TOTAL, CLASS II. - - -	34,113,039	44,214,937	49,957,427	50,275,749	51,485,948
III.—Articles wholly or mainly Manufactured:					
A. Apparel - - -	51,156	48,377	62,159	61,137	50,479
B. Arms, Ammunition, and Military Stores - - -	7	0	0	0	5
C. Carriages and Carts (including Cycles and Motor Cars) - - -	868	776	405	730	878
D. Chemicals, Drugs, and Medicines - - -	3,111,216	1,709,265	2,936,691	4,672,217	4,450,303
E. Cutlery, Hardware, Implements (except Machine Tools), and Instruments - - -	7,245	6,817	12,099	13,475	13,793
F. Dyes and Colours - - -	443,558	481,981	534,554	450,416	429,916
G. Furniture, Cabinetware, and Manufactures of Wood - - -	8,900	9,489	10,961	12,485	14,146
H. Glassware and Earthenware - - -	2,652	3,329	5,269	7,294	7,390
I. Hides and Skins, Tanned or Dressed, and Leather - - -	359,952	372,726	344,962	351,262	368,977
J. Machinery of all Kinds (including Belting for Machinery) - - -	16	204	658	76	37
K. Metals, Iron and Steel, and Manufactures thereof - - -	4,727	4,304	5,367	17,679	286,268
L. Metals, other than Iron and Steel, and Manufactures thereof - - -	11,107	8,908	29,485	68,235	23,612
M. Paper, Pasteboard, and Stationery - - -	1,050	1,009	1,419	1,072	1,276
N. Railway Plant and Rolling Stock - - -	0	47	0	0	0
O. Yarn and Textile Fabrics - - -	11,836,064	12,820,198	11,700,867	11,092,059	15,349,334
P. Miscellaneous - - -	681,147	733,556	738,542	898,911	998,165
TOTAL, CLASS III. - - -	16,519,665	16,200,986	16,383,438	17,647,048	21,994,581
IV.—Miscellaneous and Unclassified - - -	232,000	213,352	170,787	873,390	326,169
TOTAL - - -	58,139,845	70,854,323	79,405,068	86,398,504	95,170,516

NOTE.—For Articles included in this Statement see Classification, pp. 20 to 24.

SUMMARY of the VALUE of the EXPORTS of INDIAN MERCHANDISE to the BRITISH EMPIRE
and FOREIGN COUNTRIES.

	1908-09.	1909-10.	1910-11.	1911-12.	1912-13.
I.—Food, Drink, and Tobacco:	£	£	£	£	£
A. Fish (excluding Canned Fish)	187,409	232,628	277,619	264,818	250,685
B. Fruits and Vegetables	187,029	227,670	278,234	317,238	318,626
C. Grain, Pulse, and Flour	12,379,083	22,385,025	25,716,844	34,306,361	40,201,109
D. Liquors	21	43	8,517	4,282	5,730
E. Provisions and Oilman's Stores	243,502	259,048	277,759	301,275	320,069
F. Spices	390,222	472,316	539,617	619,374	621,875
G. Sugar	83,881	70,359	104,244	97,705	169,780
H. Tea	6,929,141	7,804,936	8,277,579	8,630,952	8,862,651
I. Other Food and Drink	930,973	733,084	889,602	899,796	1,045,207
J. Tobacco	154,778	170,552	212,662	271,665	255,762
TOTAL, CLASS I.	21,486,039	32,355,661	36,582,677	45,713,466	52,051,494
II.—Raw Materials and Produce and Articles mainly Unmanufactured:					
A. Coal, Coke, and Patent Fuel	336,743	447,590	513,388	513,956	589,266
B. Gums, Resins, and Lac	1,900,854	1,887,227	1,487,966	1,413,018	1,463,400
C. Hide and Skins, Raw	5,559,103	6,434,147	5,996,131	6,295,718	7,845,484
D. Metallic Ores and Scrap Iron or Steel for re-manufacture	523,991	567,307	637,911	611,389	976,393
E. Oils	482,995	538,941	572,539	722,985	571,945
F. Seeds	8,138,710	12,980,663	17,275,098	18,719,883	15,139,836
G. Tallow, Stearine, and Wax	37,777	52,766	58,249	78,016	54,628
H. Textile Materials	28,549,763	33,657,033	37,001,935	37,228,375	39,601,247
I. Wood and Timber	360,250	449,116	702,753	623,305	794,136
J. Miscellaneous	911,265	1,034,211	1,202,682	1,443,285	1,951,347
TOTAL, CLASS II.	46,801,451	58,049,051	65,448,652	67,649,930	68,987,682
III.—Articles wholly or mainly Manufactured:					
A. Apparel	111,409	109,793	127,525	131,214	114,733
B. Arms, Ammunition, and Military Stores	115	24	14	66	7
C. Carriages and Carts (including Cycles and Motor Cars)	2,116	2,592	2,357	3,024	2,733
D. Chemicals, Drugs, and Medicines	6,646,960	6,585,714	8,927,513	9,073,941	7,861,979
E. Cutlery, Hardware, Implements (except Machine Tools), and Instruments	25,855	25,554	31,723	41,485	45,544
F. Dyes and Colours	860,976	774,813	896,244	792,287	759,230
G. Furniture, Cabinetware, and Manufactures of Wood	48,162	39,669	43,938	49,415	46,524
H. Glassware and Earthenware	6,219	8,739	10,897	13,455	14,173
I. Hides and Skins, Tanned or Dressed, and Leather	2,761,169	2,655,236	2,742,214	3,006,123	3,082,498
J. Machinery of all Kinds (including Belt-ing for Machinery)	1,465	690	1,869	3,185	771
K. Metals, Iron and Steel, and Manufactures thereof	18,098	17,521	32,752	71,785	329,653
L. Metals, other than Iron and Steel, and Manufactures thereof	25,736	123,615	264,252	366,407	172,621
M. Paper, Pasteboard, and Stationery	3,268	3,540	3,787	4,003	5,231
N. Railway Plant and Rolling-stock	6,735	5,076	4,864	6,100	7,704
O. Yarn and Textile Fabrics	18,398,900	19,557,814	18,904,037	17,423,355	23,620,510
P. Miscellaneous	1,497,200	1,663,465	1,749,901	2,016,927	2,157,118
TOTAL, CLASS III.	30,414,383	31,573,855	33,743,887	33,002,772	38,221,029
IV.—Miscellaneous and Unclassified	1,202,969	1,019,038	1,305,430	1,512,895	1,639,084
TOTAL	99,904,842	122,997,605	137,080,646	147,879,063	160,899,289

NOTE.—For Articles included in this Statement, see Classification pp. 20 to 24.

CLASSIFICATION, by SECTIONS, of the ARTICLES included in TABLES 2 and 3
(IMPORTS and EXPORTS—BRITISH and FOREIGN MERCHANDISE).

I.—Food, Drink, and Tobacco :		
A. Fish (excluding Canned Fish) :		
Fish, dry, unsalted.	Fishmaws and Sharkfins.	Fish, other sorts.*
" " salted.	Fish, Wet, Salted (ngápi).*	
B. Fruits and Vegetables :		
Fresh fruits and vegetables—	Fruits and Vegetables : Dried,	Fruits and Vegetables : Dried,
(a) Fresh Fruits :	Salted, or Preserved, not	Salted, or Preserved, not
i. Coconuts.*	being Canned or Bottled—	being Canned or Bottled—
ii. Others.*	(a) Almonds.*	cont.
(b) Fresh Vegetables of all	(b) Currants and Rai-	(c) Dates.
kinds.*	sins.*	(d) Other sorts.
C. Grain, Pulse, and Flour :		
Barley.*	Pulse.*	Wheat.*
Gram.*	Rice in the Husk.*	" flour in bags.*
Jáwar and Bajra.*	Rice not in the Husk.	Other sorts.
Oats.*	" flour.*	
D. Liquors :		
Ale, Beer, and Porter.	Spirit—cont.	Wines—cont.
Cider and other Fermented	(f) Other sorts.	(d) Sherry, Madeira, and
Liquors.	Wines :	Marsala.*
Spirit :	(a) Champagne and other	(e) Still White Wines, other
(a) Brandy.	Sparkling Wines.	than Sherry, Madeira,
(b) Gin.*	(b) Port.*	and Marsala.*
(c) Liqueurs.*	(c) Still Red Wines, other	(f) Other sorts, including
(d) Rum.*	than Port.*	Vermouth and Ginger
(e) Whisky.		Wine.
E. Provisions and Oilman's Stores :		
Bacon and Hams.*	Jams and Jellies.*	Vinegar (excluding Bottled
Biscuits and Cakes.*	Lard.*	Vinegar).*
Butter (including Canned).*	Milk, Condensed and Pre-	Other sorts of Provisions :
Cheese (including Canned).*	served, including Milk	(a) Canned and Bottled
Cocoa and Chocolate.*	Cream.*	Provisions (not speci-
Farinaceous and Patent	Pickles, Chutnies, Sauces,	fied elsewhere).*
Foods.*	and Condiments.*	(b) Others.*
Ghi.*		
F. Spices :		
Betelnuts.	Cinnamon.*	Pepper.
Cardamoms.	Cloves.	Other sorts,
Cassia.*	Ginger.	
Chillies.*	Nutmegs.	
G. Sugar :		
Sugar, 16 Dutch Standard and	Molasses.*	
above.	Confectionery.	
Sugar, 15 Dutch Standard and	Saccharin.*	
below.		
H. Tea :		
Tea, Black.	Tea, Green.	
I. Other Food and Drink :		
Coffee (other than Roasted or	Hops*	Salt,
Ground).		

* Not distinguished in the table relating to re-exports.

I.—Food, Drink, and Tobacco—cont.		
J. Tobacco:		
Unmanufactured:	Manufactured—cont.	
(a) Cigars.*	(b) Cigarettes.*	
	(c) Other sorts.*	
II.—Raw Materials and Produce and Articles mainly Unmanufactured:		
A. Coal, Coke, and Patent Fuel:		
Coal.*	Coke.*	Patent Fuel.*
B. Gums, Resins, and Lac:		
Gums and Resins:	Gums and Resins—cont.	Lac—cont.
(a) Arabic.	(e) Other sorts.	(c) Other kinds (excluding lac-dye).*
(b) Benjamin.	Lac:	
(c) Olibanum or Frankincense.	(a) Stick and Seed.*	
(d) Rosin.	(b) Shell and Button.*	
C. Hides and Skins, Raw:		
Hides, Raw.*	Skins, Raw.*	
D. Metallic Ores and Scrap Iron or Steel for re-manufacture:		
Ores:	Ores—cont.	Iron or Steel, Old, for re-manufacture.
(a) Copper.*	(c) Lead.	
(b) Iron.*	(d) Unenumerated.	
E. Oils:		
Animal.	Mineral—cont.	Vegetable, Non-essential:
Essential.	(d) Petroleum, dangerous (other than dangerous Paints, Solutions, and Compositions).*	(a) Castor.*
Mineral:	(e) Paints, Solutions, and Compositions, dangerous.*	(b) Coconut.*
(a) Fuel Oils.*	(f) Other kinds.	(c) Cotton Seed.*
(b) Kerosene:		(d) Groundnut.*
i. In Bulk.*		(e) Linseed.
ii. In Tins.*		(f) Mustard or Rape.*
(c) Lubricating oils.*		(g) Sesamum (Til or Jinjili).*
		(h) Other sorts.
F. Seeds:		
Oil-Seeds:	Oil Seeds—cont.	Oil-Seeds—cont.
(a) Essential.*	(b) Non-essential—cont.	(b) Non-essential—cont.
(b) Non-essential:	iv. Groundnuts.*	ix. Sesamum (Til or Jinjili).*
i. Castor.*	v. Linseed.*	x. Tea.*
ii. Copra or Coconut Kernel.*	vi. Mustard.*	xi. Others.*
iii. Cotton.*	vii. Poppy.*	Other than Oil-Seeds.*
	viii. Rape.*	
G. Tallow, Stearine, and Wax:		
Tallow and Stearine (including Grease and Animal Fat).*	Wax of all kinds (other than Paraffin Wax) (excluding Candles).	
H. Textile Materials:		
Cotton, Raw.	Hemp, Raw.*	Silk Waste.*
Waste.*	Jute, " "	Wool, Raw.
Flax, Raw.*	Silk " "	

* Not distinguished in the table relating to re-exports.

II.—Raw Materials and Produce and Articles mainly Unmanufactured—concluded.
I. Wood and Timber :

Timber (other than Railway Sleepers) :

(a) Deal and Pine Wood.*

(b) Jarrah Wood.*

(c) Teak Wood.

Timber (other than Railway Sleepers)—*cont.*

(d) Other Timber.

Wood :

(a) Fire-wood.*

Wood—*cont.*

(b) Ornamental Wood :

i. Ebony.*

ii. Sandal.*

iii. Other kinds.*

J. Miscellaneous :

Bristles and Fibre for Brushes and Brooms.*

Canes and Rattans.

Chalk, French.*

Coir, Unmanufactured.*

Feathers.*

Hair of all kinds.*

Horns, Tips and Pieces of Horn, and Hornmeal.

Ivory, Unmanufactured.

Manures :

(a) Artificial and Mineral Manures.*

Manures—*cont.*

(b) Bones.*

(c) Fish Manures and Guano.*

(d) Other kinds (excluding Oil-cake).*

Paper-making Materials :

(a) Pulp of Wood or other Materials.*

(b) Rags and other Materials.*

Plants, living (including Bulbs and Seeds for Sowing).*

Precious Stones and Pearls unset.

Rubber.

Shells and Cowries :

(a) Cowries.*

(b) Shells :*

i. Shells, Chunks, Sankhli, large Ornamental Shells, Cowras, Mother - of - Pearl Shells, &c.*

ii. Tortoise Shell (including Nakhla or Nakh).*

All other Articles of Merchandise unmanufactured.

III.—Articles wholly or mainly Manufactured.
A. Apparel :

Apparel (including Drapery, Uniforms, Accoutrements, but excluding Hosiery).

Boots and Shoes :

(a) Of Leather.*

Boots and Shoes—*cont.*

(b) Of other Materials.*

Gold and Silver Thread.*

Hats, Caps, Bonnets, and Hatter's Ware.*

Lametta.*

Second-hand Clothing.*

Water-proofed Clothing.*

B. Arms, Ammunition, and Military Stores :

Cartridge Cases :

(a) Filled.*

(b) Empty.*

Explosives :

(a) Blasting Fuse.*

(b) " Gelatine.*

Explosives—*cont.*

(c) Dynamite.*

(d) Gelatine Dynamite.*

(e) Others.*

Firearms and parts thereof.

Gun Powder :

(a) Common.*

(b) Sporting.*

Other sorts.

C. Carriages and Carts (including Cycles and Motor Cars) :

Carriages and Carts (excluding Railway Carriages), and parts thereof :

(a) Carriages and Carts.*

(b) Parts of Carriages and Carts.*

Cycles (other than Motor Cycles) and parts thereof and Accessories :

(a) Cycles, imported, entire or in sections.*

(b) Parts of Cycles and Accessories.*

Motor Cars and Motor Cycles and parts thereof :

(a) Motor Cars and Motor Cycles.*

(b) Parts of Motor Cars and Motor Cycles and Accessories.*

D. Chemicals, Drugs, and Medicines :

Chemicals :

(a) Acids :

i. Nitric.*

ii. Sulphuric.

iii. Other sorts.*

(b) Aluminous Sulphates (including Alum).

(c) Ammonia and Salts thereof.

(d) Arsenic and its Oxides.

(e) Bleaching Materials.*

(f) Carbide of Calcium.*

(g) Copperas.*

(h) Disinfectants.*

(i) Potassium Compounds :

i. Cyanide of Potassium.*

ii. Saltpetre.*

iii. Other sorts.*

Chemicals—*cont.*

(j) Soda Compounds :

i. Bicarbonate of Soda (Sodium Bicarbonate).*

ii. Borax (including Boracic Acid).*

iii. Caustic Soda (Sodium Hydroxide).*

iv. Sodium Carbonate (Soda Ash and Soda Crystals).*

v. Other sorts.*

(k) Sulphur.*

(l) Other sorts of Chemicals.

Drugs and Medicines :

(a) Aloes.*

(b) Asafetida.

Drugs and Medicines—*cont.*

(c) Camphor.

(d) Cassia Lignea.

(e) Cocaine.*

(f) Proprietary and Patent Medicines.*

(g) Quinine and Alkaloids thereof (including Cinchona and Peruvian Bark).

(h) Sarsaparilla and preparations thereof.*

(i) Storax, including Liquid Storax (Rose Melloes).*

(j) Other sorts of Drugs and Medicines.

Opium.*

Spirit present in Drugs, Medicines, or Chemicals.*

* Not distinguished in the table relating to re-exports.

III.—Articles wholly or mainly Manufactured—cont.

E. Cutlery, Hardware, Implements (except Machine Tools), and Instruments:

Clocks and Watches and parts thereof:

- (a) Clocks and Time-pieces.*
- (b) Watches.*
- (c) Parts of Clocks and Watches.

Cutlery.

Electro-plated Ware.

Hardware (excluding Cutlery and Electro-plated Ware):

- (a) Agricultural Implements.*
- (b) Buckets of Tinned or Galvanised Iron.*
- (c) Builders' Hardware, such as Locks, Hinges, Door Bolts, &c.*
- (d) Domestic Hardware (other than Enamelled Ironware).*
- (e) Enamelled Ironware.*
- (f) Implements and Tools (other than Agricultural Implements and Machine Tools).*

Hardware (excluding Cutlery and Electro-plated Ware)

—cont.

- (g) Lamps, Metal.*
- (h) " Glass.*
- (i) Parts of Lamps (other than Glass).*
- (j) Safes and Strong Boxes of Metal.*
- (k) Other sorts.*

Instruments, Apparatus, and Appliances and parts thereof:

- (a) Electrical (other than Telegraphic and Telephone), not being Machinery:
 - i. Electric Fans and parts thereof.*
 - ii. Electric Lamps and parts thereof.*
 - iii. Electric Wires and Cables.*
 - iv. Other sorts.*

Instruments, Apparatus, and Appliances, and parts thereof—cont.

- (b) Musical:
 - i. Organs and Harmoniums, complete.*
 - ii. Pianos and Piano Players, complete.*
 - iii. Talking Machines and Accessories.
 - iv. Other sorts (including parts of Musical Instruments).
- (c) Optical.
- (d) Photographic.
- (e) Scientific and Philosophical.*
- (f) Surgical.*
- (g) Other kinds.
- Telegraphs, Materials for Construction and Accessories.*
- Telephones, Materials for Construction and Accessories.*

F. Dyes and Colours:

Dyeing and Tanning Substances:

- (a) Cochineal.
- (b) Cutch and Gambier.
- (c) Dyes obtained from Coal Tar
 - i. Alizarine.
 - ii. Aniline.
 - iii. Others.
- (d) Indigo, Synthetic.*

Dyeing and Tanning Substances—cont.

- (e) Saffron.
- (f) Other sorts.
- Paints and Painters' Materials:
 - (a) Paints and Colours:
 - i. Barytes.*
 - ii. White and Red Lead.*
 - iii. Other sorts.*

Paints and Painters' Materials—cont.

- (b) Painters' Materials (other than Paints and Colours):
 - i. Turpentine.*
 - ii. Other kinds.*
- Spirit, methylated.*

G. Furniture, Cabinetware, and Manufactures of Wood:

Furniture and Cabinetware:

- (a) Bedsteads.*
- (b) Furniture of Wood (other than Bedsteads).*

Furniture and Cabinetware—cont.

- (c) Furniture of other Materials (other than Bedsteads).*
- (d) Mouldings.*

Manufactures of Wood (other than Furniture and Cabinetware).

H. Glassware and Earthenware:

Chinese and Japanese Ware (including Lacquered Ware, but excluding Earthenware and Porcelain).

Earthenware and Porcelain (excluding Pipes of Earthenware).

Glass and Glassware:

- (a) Bangles.*

Glass and Glassware—cont.

- (b) Beads and False Pearls.
- (c) Bottles and Phials:
 - i. Soda Water Bottles.*
 - ii. Others.*
- (d) Funnels, Globes, and Glass parts of Lamps.*

Glass and Glassware—cont.

- (e) Sheet and Plate.
- (f) Tableware (including Decanters, Tumblers, &c.).*
- (g) Other Glassware.

I. Hides and Skins, Tanned or Dressed, and Leather:

Hides, Tanned or Dressed.*

Skins, " " *

Leather, Unwrought.

Leather Manufactures (excluding Boots and Shoes and Belting for Machinery):

- (a) Bags and Trunks.*
- (b) Saddlery and Harness.*

Leather Manufactures (excluding Boots and Shoes and Belting for Machinery)—cont.

- (c) Other sorts.*

* Not distinguished in the table relating to re-exports.

III.—Articles wholly or mainly Manufactured—cont.

J. Machinery of all kinds (including Belting for Machinery):

Belting for Machinery:

- (a) Of Leather.*
- (b) Of other Materials.*

Machinery and Millwork:

- (a) Prime Movers (other than Electrical):
 - i. Locomotives (excluding those for Railways).
 - ii. Others.
- (b) Electrical Machinery of all kinds (not including Instruments, Apparatus, Appliances, and parts thereof):
 - i. Generators.*
 - ii. Motors.*
 - iii. Other kinds.*
- (c) Machinery (not being Prime Movers or Electrical Machinery):
 - i. Aerated Water making Machinery.*
 - ii. Agricultural Machinery.*

Machinery and Millwork—cont.

- (c) Machinery (not being Prime Movers or Electrical Machinery)—cont.
 - iii. Boilers.*
 - iv. Metal working Machinery (including Machine Tools).*
 - v. Mining Machinery:
 - (a) Coal.*
 - (b) Other sorts.*
 - vi. Oil Crushing and Refining Machinery.*
 - vii. Paper Mill Machinery.*
 - viii. Printing and Lithographing Presses.*
 - ix. Refrigerating Machinery.*
 - x. Rice and Flour Mill Machinery.*
 - xi. Saw Mill and Wood working Machinery.*

Machinery and Millwork—cont.

- (c) Machinery (not being Prime Movers or Electrical Machinery)—cont.
 - xii. Sewing and Knitting Machines and parts thereof:
 - (a) Sewing and Knitting Machines.*
 - (b) Parts of Sewing and Knitting Machines and Accessories.*
 - xiii. Sugar Machinery.*
 - xiv. Tea Machinery.*
 - xv. Textile Machinery:
 - (a) Cotton.*
 - (b) Jute.*
 - (c) Other sorts.*
 - xvi. Typewriters:
 - (a) Typewriters.*
 - (b) Parts of Typewriters and Accessories.*
 - xvii. Other sorts of Machinery.

K. Metals, Iron and Steel, and Manufactures thereof:

Iron:

- (a) Pig.*
- (b) Manufactures:
 - i. Angle, Bolt, and Rod.*
 - ii. Bars and Channel.*
 - iii. Rice Bowls.*

Iron or Steel:

- (a) Anchors and Cables.
- (b) Beams, Pillars, Girders, and Bridge Work.*
- (c) Bolts and Nuts.*
- (d) Hoops and Strips.

Iron or Steel—cont.

- (e) Nails, Rivets, and Washers.
- (f) Pipes and Fittings, Cast.
- (g) Rails, Chairs, and Fish-plates (excluding those for Railways).*
- (h) Screws.*
- (i) Sheets and Plates:
 - i. Galvanised.
 - ii. Tinned.
 - iii. Not Galvanised or Tinned.

Iron or Steel—cont.

- (j) Tubes and Fittings, Wrought.
- (k) Wire.
- (l) Other Manufactures of Iron or Steel.
- Steel:
 - (a) Angle and Spring.*
 - (b) Bars and Channel.*
 - (c) Cast.*
 - (d) Ingots, Blooms, Billets, and Slabs.*

L. Metals, other than Iron and Steel, and Manufactures thereof:

Aluminium.*

Brass, Bronze, and similar

Amalgams:

- (a) Unwrought.*
- (b) Wrought.

Copper:

- (a) Old, for Manufacture.*
- (b) Unwrought:
 - i. Tiles, Ingots, Cakes, Bricks, and Slabs.
 - ii. Other sorts.*
- (c) Wrought:
 - i. Braziers and Sheets.*
 - ii. Mixed or Yellow Metal for Sheathing.

Copper—cont.

- (c) Wrought—cont.
 - iii. Wire, excluding Wire of Telegraph and Telephone.*
 - iv. Other Manufactures.

German Silver.*

Lead:

- (a) Unwrought:
 - i. Pig.
 - ii. Other sorts.
- (b) Wrought:
 - i. Sheets, Pipes, and Tubes.*
 - ii. Sheets for Tea Chests.*
 - iii. Other sorts.*

Quicksilver.

Solder.*

Tin:

- (a) Unwrought (Blocks, Ingots, Bars, and Slabs).
- (b) Wrought (including Plates or Sheets, not being Tinned Iron).*

Zinc or Spelter:

- (a) Unwrought.
- (b) Wrought or Manufactured.
- (c) Other sorts.

Metals, unenumerated.

M. Paper, Pasteboard, and Stationery:

Paper:

- (a) Packing Paper.*
- (b) Printing Paper.
- (c) Writing Paper and Envelopes.

Paper—cont.

- (d) Other kinds of Paper (including Paper Manufactures).

Pasteboard, Millboard, and Cardboard of all kinds. Stationery (excluding Paper).

N. Railway Plant and Rolling-stock:

Carriages and Wagons and parts thereof.*

Locomotive Engines and Tenders and parts thereof.*

Materials for Construction—

- (a) Bridgework.*

Materials for Construction—cont.

- (b) Rails, Chairs, and Fish-Plates of Steel or Iron.*
- (c) Sleepers and Keys of Steel or Iron.*

Materials for Construction—cont.

- (d) Sleepers of Wood.*
- (e) Other kinds of Materials.*

* Not distinguished in the table relating to re-exports.

III.—Articles wholly or mainly Manufactured—concluded.

O. Yarns and Textile Fabrics :

Cotton :

- (a) Twist and Yarn :
 - Mule and Water, Nos. 1 to 10.*
 - Mule and Water, Nos. 11 to 15.*
 - Mule and Water, Nos. 16 to 20.*
 - Mule and Water, Nos. 21 to 25.*
 - Mule and Water, Nos. 26 to 30.*
 - Mule and Water, Nos. 31 to 40.*
 - Mule and Water, Nos. 41 to 50.*
 - Mule and Water, above No. 50.*
 - Orange, Red, and other colours :
 - Nos. 1 to 20.*
 - „ 21 to 25.*
 - „ 26 to 30.*
 - „ 31 to 40.*
 - „ 41 to 50.*
 - Above No. 50.*
- Unspecified descriptions of Twist and Yarn.*
- (b) Manufactures :
 - i. Blankets.*
 - ii. Canvas.
 - iii. Handkerchiefs and Shawls in the piece.
 - iv. Hosiery.
 - v. Lace and Patent Net.
 - vi. Piece Goods :
 - Grey (unbleached) :
 - Chádars.*
 - Dhutis, Sárís, and Scarves.*
 - Drills and Jeans.*
 - Jaconets (including Madapolams, Mulls, and Cambrics).*
 - Longcloth and Shirtings.*

Cotton—cont.

- Manufactures—cont.
- Piece Goods—cont.
- Grey (unbleached)—cont.
- Printers.*
- Sheetings.*
- T. Cloth and Domestics.*
- Unspecified descriptions.*
- White (bleached) :
 - Chádars.*
 - Checks, Spots, and Stripes.*
 - Dhutis, Sárís, and Scarves.*
 - Drills and Jeans.*
 - Jaconets, Madapolams, Mulls, Cambrics, and Muslins.*
 - Longcloth and Shirtings.*
 - Nainsooks.*
 - Sheetings.*
 - T. Cloth and Domestics.*
 - Twills.*
 - Unspecified descriptions.*
 - Coloured, Printed, or Dyed :
 - Cambrics (including Madapolams, Muslins, Mulls, and Jaconets).*
 - Chádars.*
 - Checks, Spots, and Stripes.*
 - Dhutis (including Lungis).*
 - Drills and Jeans.*
 - Prints and Chintz.*
 - Sárís and Scarves.*
 - Shirtings.*
 - Twills.*
 - Unspecified descriptions.*
 - Fente of all descriptions.
 - vii. Rope.
 - viii. Thread, Sewing.
 - ix. Towels in the Piece.*
 - x. Other sorts of Manufactures.

Flax :

- (a) Twist and Yarn.*
- (b) Manufactures :
 - i. Bags and Sacks.*
 - ii. Canvas.
 - iii. Piece Goods.
 - iv. Thread, Sewing.*
 - v. Other sorts.
- Haberdashery and Millinery, Hemp (excluding Cordage) :
 - (a) Bags and Sacks.*
 - (b) Cloth.*
- Jute :
 - (a) Twist and Yarn.*
 - (b) Manufactures :
 - i. Canvas.*
 - ii. Gunny Bags.*
 - iii. Gunny Cloth.*
 - iv. Rope and Twine.*
 - v. Other kinds.*
- Silk :
 - (a) Silk—Yarn, Noils, and Warps.
 - (b) Manufactures :
 - i. Goods of Silk mixed with other Materials.
 - ii. Silk Piece Goods.
 - iii. Thread for Sewing.
 - iv. Other sorts.

Wool :

- (a) Yarn and Knitting Wool.*
- (b) Manufactures :
 - i. Braids.*
 - ii. Carpets and Rugs.*
 - iii. Hosiery.*
 - iv. Piece Goods.
 - v. Shawls.
 - vi. Other sorts.

P. Miscellaneous :

- Art, Works of (other than Pictures).
- Baskets and Basketware.*
- Books, Printed, and Printed Matter (not being Stationery), including Maps and Charts.
- Brushes and Brooms.*
- Building and Engineering Materials (other than of Iron, Steel, or Wood) :
 - (a) Asphalt.*
 - (b) Bricks.*
 - (c) Cement.*
 - (d) Chalk and Lime (excluding French Chalk).*
 - (e) Clay.*
 - (f) Pipes of Earthenware.*
 - (g) Tiles.*
 - (h) Other kinds.*
- Candles of all kinds.
- Coir, Manufactured (excluding Rope).*
- Cordage and Rope of Vegetable Fibre (excluding Jute and Cotton).
- Cork Manufactures.*
- Fireworks.
- Hair, Manufactures of (other than Toilet Requisites).*
- Ivory, Manufactured.
- Jewellery (excluding Imitation Jewellery and Precious Stones and Pearls, unset), also Plate of Gold and Silver :
 - (a) Jewellery.
 - (b) Plate of Gold and Silver.

Matches :

- (a) Safety.*
- (b) Other sorts.*
- Mats and Matting (except Coir and Rubber).
- Oilcakes.*
- Oil-cloth and Floor-cloth.
- Packing, Engine and Boiler, of all kinds (including Asbestos).*
- Paraffin Wax.
- Perfumery (not being Perfumed Spirits).
- Pitch, Tar, and Dammer.
- Polishes :
 - (a) Polishes and Compositions for application to Leather.*
 - (b) Polishes and Composition for application to Metals, &c.*
- Printing and Lithographing Materials (excluding Paper) :
 - (a) Printing Type.*
 - (b) Other Materials.*
- Prints, Engravings, and Pictures :
 - (a) Photographs and Picture Postcards.*
 - (b) Others.*
- Rubber Manufactures (except Apparel and Boots and Shoes).
- Ships, parts of (including Launches and Boats).
- Smokers' Requisites (excluding Tobacco).*

Soap :

- (a) Household and Laundry Soap, in Bars or Tablets.*
- (b) Toilet Soap.*
- (c) Other sorts.*
- Spirit, Perfumed.*
- Starch and Farina.*
- Sticks and Whips.*
- Stone and Marble :
 - (a) Stone and Marble.
 - (b) Articles of Stone and Marble.
- Tea-chests, entire or in sections :
 - (a) Of Iron or Steel or other Metal.*
 - (b) Of Wood.*
- Toilet Requisites (not specified elsewhere).*
- Toys and Requisites for Games and Sports (including Fishing Tackle) :
 - (a) Toys.*
 - (b) Requisites for Games and Sports (excluding Firearms, &c.) :
 - i. Playing Cards.*
 - ii. Other sorts.*
- Umbrellas and Umbrella Fittings :
 - (a) Umbrellas, complete (including Parasols and Sunshades).
 - (b) Umbrella Fittings.*
- All other Articles of Merchandise manufactured.

* Not distinguished in the table relating to re-exports.

IV.—Miscellaneous and Unclassified:		
Animals, Living:	Coral.	Specimens illustrative of Natural Science.
(a) Horses.	Fodder, Bran, and Pollards (excluding Oilcake).*	Articles imported by Post.
(b) Other kinds.		

CLASSIFICATION OF TABLE 4.

CLASSIFICATION, by SECTIONS, of the ARTICLES INCLUDED in TABLE No. 4 (EXPORTS —INDIAN MERCHANDISE).

I. Food, Drink, and Tobacco:		
A. Fish (excluding Canned Fish):		
Fish, Dry, Unsalted.	Fishmaws and Sharkfins.	Fish, Wet, Salted (Ngápi).
" " Salted.		
B. Fruits and Vegetables:		
Fresh Fruits and Vegetables:	Fresh Fruits and Vegetables	Fruits and Vegetables: Dried,
(a) Fresh Fruits:	—cont.	Salted, or Preserved, all
i Coconuts.	(b) Fresh Vegetables of all	sorts.
ii Others.	kinds.	
C. Grain, Pulse, and Flour:		
Barley.	Oats.	Rice Flour.
Gram.	Pulse.	Wheat.
Jawár and Bajrá.	Rice in the husk.	" Flour.
Maize.	Rice not in the husk.	Other sorts.
D. Liquors.		
E. Provisions and Oilman's Stores:		
Biche-de-mer.	Cheese.	Pickles, Chutnies and Con-
Butter.	Ghi.	diments.
	Lard.	Other sorts of Provisions.
F. Spices:		
Betelnuts.	Cinnamon.	Nutmegs.
Cardamoms.	Cloves.	Pepper.
Chillies.	Ginger.	Other sorts.
G. Sugar:		
Sugar, 16 Dutch Standard and above.	Sugar, 15 Dutch Standard and below.	Confectionery.
H. Tea:		
Tea, Black.	Tea, Green.	—
I. Other Food and Drink:		
Coffee.	Salt.	—
J. Tobacco:		
Unmanufactured.	Manufactured—cont.	—
Manufactured:	(b) Cigarettes.	
(a) Cigars.	(c) Other sorts.	

* Not distinguished in the table relating to re-exports.

II. Raw Materials and Produce and Articles mainly Unmanufactured:—		
A. Coal, Coke, and Patent Fuel:—		
Coal.	Coke.	Patent Fuel.
B. Gums, Resins, and Lac:		
Gums and Resins:	Gums and Resins—cont.	Lac—cont.
(a) Arabic.	(e) Other sorts.	(c) Shell.
(b) Benjamin.	Lac:	(d) Stick.
(c) Olibanum or Frankincense.	(a) Button.	(e) Other kinds (excluding Lac-dye).
(d) Rosin.	(b) Seed.	
C. Hides and Skins, Raw:		
Hides, Raw:	Skins, Raw:	Cuttings of Hides and Skins (Raw).
(a) Buffalo Hides.	(a) Goat Skins.	
(b) Cow Hides.	(b) Sheep "	
(c) Calf Skins.	(c) Other "	
(d) Other Hides.		
D. Metallic Ores and Scrap Iron or Steel for re-manufacture:		
Ores:	Ores—cont.	Ores—cont.
(a) Chromite (Chrome Iron Ore).	(c) Iron.	(f) Unenumerated.
(b) Copper.	(d) Manganese.	Iron or Steel, old, for re-manufacture.
	(e) Tin.	
E. Oils:		
Animal.	Vegetable, Non-essential:	Vegetable, Non-essential—cont.
Essential:	(a) Castor.	(g) Niger Seed.
(a) Lemongrass Oil.	(b) Coconut.	(h) Sesamum (Til or Jinjili).
(b) Other sorts.	(c) Cotton Seed.	(i) Other sorts.
Mineral:	(d) Groundnut.	
(a) Kerosene.	(e) Linseed.	
(b) Other kinds.	(f) Mustard or Rape.	
F. Seeds:		
Oil-seeds:	Oil-seeds—cont.	Oil-seeds—cont.
(a) Essential:	(a) Essential—cont.	(b) Non-essential—cont.
i. Ajama.	xi. Sawa or Dil.	vii. Mustard.
ii. Ajwan.	xii. Other sorts.	viii. Niger.
iii. Aniseed.	(b) Non-essential:	ix. Poppy.
iv. Assalia.	i. Castor.	x. Rape.
v. Carraway.	ii. Copra or Coconut Kernel.	xi. Sesamum (Til or Jinjili).
vi. Coriander.	iii. Cotton.	xii. Tea.
vii. Cummin (other than Black).	iv. Groundnuts.	xiii. Other sorts.
viii. Cummin, Black.	v. Linseed.	Other than Oil-seeds.
ix. Fennel.	vi. Mowa or Mowra.	
x. Fenugreek.		
G. Tallow, Stearine, and Wax:		
Tallow and Stearine, including grease and Animal Fat.	Wax of all kinds, other than Paraffin Wax (excluding Candles).	—
H. Textile Materials:		
Cotton, Raw.	Silk, Raw:	Silk, Raw—cont.
Flax, "	(a) Mulberry Silk (excluding Tasar and other Wild Silks):	(b) Wild Silk, Tasar, Munga, Eria, and others:
Hemp, "	i. Raw.	i. Raw.
Jute, "	ii. Chasam or Waste.	ii. Chasam or Waste.
Rhea, Ramie, or Chinagrass.	iii. Cocoons.	iii. Cocoons.
		Wool, Raw.

II.—Raw Materials and Produce and Articles mainly Unmanufactured—cont.
I. Wood and Timber:

Timber (other than Railway Sleepers):
 (a) Teak Wood.
 (b) Other Timber.

Wood:
 (a) Firewood.
 (b) Ornamental Wood:
 i. Ebony.

Wood—cont.
 (b) Ornamental Wood—cont.
 ii. Sandal.
 iii. Other kinds.

J. Miscellaneous:

Bristles.
 Canes and Rattans.
 Coir, unmanufactured.
 Feathers.
 Fibre for Brushes and Brooms.
 Horns, Tips, and pieces of Horn, and Hornmeal.
 Ivory, unmanufactured.
 Manures:
 (a) Bones.
 (b) Fish Manures and Guano.

Manures—cont.
 (c) Other kinds.
 Mica.
 Plants, Living (including Bulbs.)
 Precious Stones and Pearls, unset.
 Rubber, Raw.
 Shells and Cowries:
 (a) Cowries.

Shells and Cowries—cont.
 (b) Shells:
 i. Shells (Chanks, Sankhli, large ornamental Shells, Cowras, Mother-of-Pearl Shells and Oyster Shells).
 ii. Tortoise Shells (including Nakhla or Nakh).
 All other Articles of Merchandise unmanufactured.

III.—Articles wholly or mainly Manufactured:
A. Apparel:

Apparel (including Drapery, Uniforms, Accoutrements, but excluding Hosiery).
 Boots and Shoes.

B. Arms, Ammunition, and Military Stores.
C. Carriages and Carts (including Cycles and Motor Cars):

Carriages and Carts (excluding Railway Carriages), and parts thereof:
 (a) Carriages and Carts.
 (b) Parts of Carriages and Carts.

D. Chemicals, Drugs, and Medicines:

Chemicals and Chemical Preparations (excluding Chemical Manures and Medicines):
 (a) Alum.
 (b) Arsenic.
 (c) Potassium Compounds:
 i. Saltpetre.
 ii. Other sorts.

Chemicals and Chemical Preparations—cont.
 (d) Soda Compounds:
 i. Borax.
 ii. Other sorts.
 (e) Other sorts of Chemicals.
 Drugs and Medicines:
 (a) Aloes.
 (b) Asafetida.

Drugs and Medicines—cont.
 (c) Camphor.
 (d) Cinchona bark.
 (e) Galangal.
 (f) Nux vomica (strychnia).
 (g) Senna.
 (h) Other sorts of Drugs and Medicines.
 Opium.

E. Cutlery, Hardware, Implements (except Machine Tools), and Instruments:

Hardware and Cutlery (including Plated Ware.)
 Instruments, Apparatus, and Appliances, and parts thereof:
 (a) Musical.
 (b) Other kinds.

F. Dyes and Colours:

Dyeing and Tanning Substances:
 (a) Cutch and Gambier.
 (b) Indigo.
 (c) Myrobalans.
 (d) Safflower.
 (e) Turmeric.

Dyeing and Tanning Substances—cont.
 (f) Other sorts (including Lac-Dye).
 Paints and Painter's Materials:
 (a) Paints and Colours.

Paints and Painter's Materials—cont.
 i. Graphite.
 ii. Other sorts.
 (b) Painter's Materials (other than Paints and Colours).

III.—Articles wholly or mainly Manufactured—cont.

G. Furniture, Cabinetware, and Manufactures of Wood:

Furniture and Cabinet-ware.	Manufactures of Wood (other than Furniture and Cabinet-ware).
-----------------------------	---

H. Glassware and Earthenware:

Earthenware and Porcelain (excluding Pipes of Earthenware).	Glass and Glassware. Lacquered Ware (of Indian Manufacture).
---	---

I. Hides and Skins, Tanned or Dressed, and Leather:

Hides, Tanned or Dressed:	Skins, Tanned or Dressed:	Leather, Unwrought.
(a) Buffalo Hides.	(a) Goat Skins.	Leather, Manufactures (excluding Boots and Shoes).
(b) Cow "	(b) Sheep "	(a) Saddlery and Harness.
(c) Other "	(c) Other "	(b) Other sorts.

J. Machinery of all kinds (including Belting for Machinery):

Machinery and Millwork of all kinds.

K. Metals, Iron and Steel, and Manufactures thereof:

Iron or Steel:	Iron or Steel—cont.	Iron or Steel—cont.
(a) Pig.	vi. Pipes and Fittings, Cast.	ix. Other Manufactures of Iron or Steel.
(b) Manufactures:	vii. Sheets and Plates (including Galvanised and Tinned Plates).	
i. Anchors and Cables.	viii. Tubes and Fittings, Wrought.	
ii. Angle, Bolt, and Rod.		
iii. Bars and Channel.		
iv. Hoops and Strips.		
v. Nails, Screws, Rivets, and Washers.		

L. Metals, other than Iron and Steel, and Manufactures thereof:

Brass, Bronze, and similar Amalgams.	Lead:	Zinc or Spelter, all sorts.
Copper:	(a) Pig.	Metals, unenumerated.
(a) Old, for re-manufacture.	(b) Other sorts.	
(b) Unwrought.	Tin:	
(c) Wrought (Sheets and other Manufactures).	(a) Unwrought (Blocks, Ingots, Bars and Slabs).	
	(b) Wrought (including Plates or Sheets, not being Tinned Iron).	

M. Paper, Pasteboard, and Stationery:

Paper:	Paper—cont.
(a) Printing Paper.	Pasteboard, Millboard, and Cardboard of all kinds.
(b) Other kinds of Paper (including Paper Manufactures).	Stationery (excluding Paper).

N. Railway Plant and Rolling Stock.

III.—Articles wholly or mainly Manufactured—cont.

O. Yarns and Textile Fabrics:

Cotton:—

Twist and Yarn:

- Mule and Water Nos. 1 to 10.
- Mule and Water Nos. 11 to 20.
- Mule and Water Nos. 21 to 30.
- Mule and Water Nos. 31 to 40.
- Mule and Water above No. 40.
- Orange, Red, and other Colours, Nos. 1 to 20.
- Orange, Red, and other Colours, Nos. 21 to 40.
- Orange, Red, and other Colours, above No. 40.
- Unspecified descriptions of Twist and Yarn.

Manufactures:

- i. Canvas.
- ii. Handkerchiefs and Shawls in the piece.
- iii. Hosiery.
- iv. Piece Goods:
 - Grey (unbleached):
 - Chádars and Dhutis.
 - Drills and Jeans.
 - T. Cloth and Domestics.

Cotton—cont.

Manufactures—cont.

Piece goods—cont.

Grey (unbleached)—cont.

Shirtings.

Other sorts.

White (bleached):

Chádars and Dhutis.

Drills and Jeans.

T. Cloth and Domestics.

Shirtings.

Other sorts.

Coloured, printed, or dyed:

Lungis and Saris.

Drills and Jeans.

Other sorts.

v. Thread, sewing.

vi. Other sorts of manufactures.

Flax:

Twist and Yarn.

Manufactures.

Haberdashery and Millinery.

Hemp (excluding Cordage).

Jute:

Twist and Yarn.

Manufactures:

- i. Canvas.
- ii. Gunny Bags.
- iii. „ Cloth.
- iv. Rope and Twine.
- v. Other kinds.

Silk:

(a) Manufactures:

- i. Goods of Silk mixed with other Materials.
- ii. Silk Piece Goods.
- iii. Thread for Sewing.
- iv. Other sorts.

Wool:

(a) Manufactures:

- i. Braids.
- ii. Carpets and rugs.
- iii. Piece goods.
- iv. Shawls.
- v. Other sorts.

P. Miscellaneous:

Art, works of.

Books, Printed, and Printed Matter (not being Stationery), including Maps and Charts.

Building and Engineering Materials, other than of Iron, Steel, or Wood:

- (a) Bricks.
- (b) Chalk and Lime.
- (c) Pipes of Earthenware.
- (d) Tiles.
- (e) Other kinds.

Candles of all kinds.

Coir, Manufactured (excluding Rope).

Cordage and Rope of Vegetable Fibre (excluding Jute and Cotton).

Fireworks.

Ivory, manufactured.

Jadestone.

Jewellery (excluding imitation Jewellery and Precious Precious Stones and Pearls unset), also Plate of Gold and Silver.

- (a) Jewellery.
- (b) Plate of Gold and Silver.

Mats and Matting (except Coir and Rubber).

Oilcakes:

- (a) Castor cake.
- (b) Coconut cake (Punac).
- (c) Cotton cake.
- (d) Groundnut cake.
- (e) Linseed, Rape, and Sesamum Cake.
- (f) Others.

Oil-cloth and Floor-cloth.

Paraffin Wax:

Perfumery (not being Perfumed Spirits).

Printing and Lithographing Materials (excluding Paper).

Rubber manufactures.

Ships, parts of (including Launches and Boats).

Soap.

Stone and Marble.

Toys and Requisites for Games and Sports, including Fishing Tackle, (other than Firearms).

Umbrellas (including Parasols and Sunshades).

All other Articles of Merchandise manufactured.

IV.—Miscellaneous and Unclassified:

Animals, living:

- (a) Cattle (excepting Sheep and Goats).
- (b) Horses.
- (c) Sheep and Goats.
- (d) Other kinds.

Coral.

Fodder, Bran, and Pollards (excluding Oilcake):

- (a) Bran and Pollards.
- (b) Other sorts.

Specimens illustrative of Natural Science.

Tea Waste, for the Manufacture of Caffeine.

Articles exported by Post.

VALUE of IMPORTS of MERCHANDISE (exclusive of Government Stores) from PRINCIPAL COUNTRIES into British India.

COUNTRIES.	1908-9.	1909-10.	1910-11.	1911-12.	1912-13.
UNITED KINGDOM	£ 50,731,542	£ 48,890,579	£ 52,724,948	£ 57,635,248	£ 67,622,616
BRITISH POSSESSIONS:					
Europe: Gibraltar	5,109	6,423	6,338	8,045	28,282
Malta and Gozo	1,953	1,873	3,849	2,086	2,132
Asia: Aden	222,178	211,739	230,634	294,729	352,869
Bahrein Islands	182,207	270,143	276,996	324,116	409,007
Ceylon	451,121	442,551	471,863	460,676	503,564
China, Hong-Kong	651,732	599,426	773,388	608,910	695,280
Maldives	7,489	9,802	8,645	8,804	10,561
Straits Settlements	2,107,514	1,889,726	2,069,061	1,985,243	2,057,024
Africa: Cape Colony	27,740	18,767	4,084	2,020	5,208
East African Protectorate	25,873	48,442	47,855	32,436	51,056
Mauritius and Dependencies	1,705,993	1,670,694	2,016,045	1,276,832	2,159,142
Natal	82,883	83,824	18,448	27,606	129,768
Seychelles	10,076	7,141	420	556	283
Somaliland	358	1,743	75	21	8
Transvaal	0	0	0	29	72,042
Zanzibar and Zemba	191,340	181,036	170,201	237,552	171,679
America: Canada	242	26,668	398	1,636	1,814
British Guiana	60	115	47	32	2
British West Indies	329	49	45	88	145
Australia	682,097	637,519	756,603	790,713	636,202
New Zealand	14,479	3,745	3,736	560	264
Other Countries	615	651	1,255	716	1,491
	6,371,388	6,112,077	6,864,986	6,003,406	7,227,823
FOREIGN COUNTRIES:					
Europe: Austria-Hungary	2,437,514	1,713,758	1,928,363	1,770,759	2,351,688
Belgium	1,548,061	1,313,072	1,477,198	1,542,367	2,028,948
Denmark	12,645	12,286	9,556	13,292	19,682
France	1,171,845	1,171,172	1,504,590	1,427,218	1,452,674
Germany	4,875,525	4,307,357	5,596,424	5,968,844	6,868,938
Greece	4,798	5,638	3,094	6,483	8,408
Holland	644,717	698,007	711,433	803,948	971,574
Italy	699,488	621,332	856,509	838,517	1,047,962
Norway	107,070	120,574	121,210	137,071	161,552
Portugal	38,796	32,999	29,756	28,057	39,519
Roumania	359,945	25,612	31	11	87,559
Russia	230,115	107,498	175,323	76,507	344,551
Spain	146,782	138,075	94,344	112,372	111,423
Sweden	345,663	268,734	300,000	381,365	416,595
Switzerland	349,794	300,610	350,285	369,098	410,395
Turkey in Europe	3,678	3,695	3,205	3,974	5,191
Asia: Borneo (Dutch)	270,802	227,435	186,273	408,461	372,739
China, Treaty Ports	889,921	883,175	835,928	1,034,024	1,375,825
French Indo-China	119	32,601	347	350	252
Japan	1,431,365	1,680,807	2,247,935	2,318,307	2,711,132
Java	4,134,720	5,296,803	6,033,973	6,314,048	6,359,405
Mekran and Sonmiani*	62,565	—	—	—	—
Muscat Territory and Trucial Oman.	233,436	334,332	279,182	302,959	322,808
Other States in Arabia	17,479	6,394	3,810	13,014	29,913
Persia	294,447	349,560	413,539	405,283	473,336
Philippines	36,990	39,258	37,848	34,229	44,694
Siam	298,661	225,539	292,402	249,850	206,793
Sumatra	260,612	103,596	163,988	32,595	81,360
Turkey, Asiatic:—					
Levant and Black Sea	445,470	374,740	420,334	31,856	42,741
Red Sea				54,757	39,146
Persian Gulf				326,457	292,869
Africa: Egypt	160,833	134,862	165,850	162,200	209,010
German East Africa	6,893	2,819	4,195	2,083	3,565
Italian East Africa (Eritrea and Somaliland).	775	34,111	65,162	30,781	46,648
Madagascar	316	889	1,139	1,110	2,048
Portuguese East Africa	18,351	15,147	5,593	13,510	64,310
Réunion	11,726	228	78	0	0
America: United States	2,193,698	2,452,772	2,325,297	3,527,290	3,468,730
Other Countries	1,073	2,143	1,883	1,604	2,511
	23,746,688	23,037,630	26,646,077	28,744,601	32,476,586
TOTAL IMPORTS	80,849,618	78,040,286	86,236,011	92,383,255	107,327,025

* From 1st April 1909 trade with Mekran and Sonmiani is omitted except as regards Persian Mekran, which is included with Persia.

VALUE OF EXPORTS OF FOREIGN (INCLUDING BRITISH AND COLONIAL) MERCHANDISE (EXCLUSIVE OF GOVERNMENT STORES) TO PRINCIPAL COUNTRIES FROM BRITISH INDIA.

COUNTRIES.	1908-9.	1909-10.	1910-11.	1911-12.	1912-13.
	£	£	£	£	£
UNITED KINGDOM	489,123	496,676	569,980	1,626,924	792,467
BRITISH POSSESSIONS:					
Europe: Gibraltar	2,469	3,886	3,597	2,830	2,402
Malta and Gozo	603	424	222	512	512
Asia: Aden	101,013	101,972	123,422	184,238	151,979
Bahrain Islands	84,498	111,893	179,218	223,265	229,307
Ceylon	106,203	131,461	133,257	165,331	145,144
China, Hong-Kong	106,374	92,418	85,312	73,479	88,749
Federated Malay States	90	3,823	8,807	12,485	17,904
Maldives	496	1,510	603	643	1,154
Straits Settlements	84,943	95,446	111,573	122,769	121,960
Africa: Cape Colony	2,089	1,427	1,052	1,271	2,177
East African Protectorate	34,339	41,119	54,704	77,786	94,130
Mauritius and Dependencies	29,033	33,773	40,679	35,071	28,350
Natal	15,839	15,644	14,803	15,513	20,287
Seychelles	2,492	3,837	8,210	2,260	4,226
Somaliland	1,332	422	107	8	37
Zanzibar and Pemba	43,582	40,753	59,657	58,638	61,030
America: Canada	184	218	664	40	131
British Guiana	118	468	587	1,386	512
British West Indies	122	306	930	60	339
Australia	2,587	3,095	2,241	5,514	3,108
New Zealand	124	585	193	356	698
Fiji Islands	7	66	106	330	748
Other Countries	25	11	46	37	52
	618,612	684,557	829,992	933,822	969,936
FOREIGN COUNTRIES:					
Europe: Austria-Hungary	22,976	22,677	26,391	29,037	20,900
Belgium	30,322	13,999	10,754	21,256	20,306
France	24,664	59,421	36,848	14,046	20,789
Germany	39,460	30,635	32,416	47,537	46,616
Greece	107	180	164	40	402
Holland	443	740	723	1,013	2,228
Italy	33,275	41,868	54,667	38,006	28,171
Russia	12,436	29,786	42,726	8,658	24,485
Turkey in Europe	277	276	367	457	583
Asia: China, Treaty Ports	6,034	6,660	13,109	4,525	10,633
French Indo-China	314	1,548	990	476	823
Japan	9,940	7,608	6,785	10,497	16,238
Java	7,866	6,940	5,234	5,826	7,790
Mekran and Sonmiani*	30,558				
Muscat Territory and Trucial Oman.	121,398	155,874	212,850	222,948	245,089
Other States in Arabia	27	3,562	99,422	135,950	123,986
Persia.	316,650	337,029	464,394	514,955	409,994
Philippines	3,053	250	626	1,291	378
Siam	37,044	23,883	21,271	14,252	11,578
Sumatra	703	981	1,053	1,295	1,960
Turkey, Asiatic:—					
Levant and Black Sea				2,849	906
Red Sea				6,104	4,886
Persian Gulf				119,910	135,396
Africa: Abyssinia	0	0	0	1,885	294
Egypt	23,580	26,255	28,295	27,066	27,788
German East Africa	39,667	56,112	69,926	77,004	74,710
Italian East Africa (Eritrea and Somaliland)	7,720	11,869	10,631	12,895	13,536
Madagascar	2,687	2,839	3,085	5,244	2,717
Portuguese East Africa	55,127	69,769	96,212	76,238	81,820
Réunion	461	620	1,369	588	1,295
America: United States	18,050	9,517	53,081	51,472	59,798
Other Countries	947	615	2,413	4,034	1,541
	1,006,085	1,077,857	1,440,728	1,457,354	1,397,641
TOTAL EXPORTS OF FOREIGN MERCHANDISE	2,113,820	2,259,090	2,840,700	4,018,100	3,160,044

* From 1st April 1909 trade with Mekran and Sonmiani is omitted except as regards Persian Mekran, which is included with Persia.

No. 7.
VALUE OF EXPORTS OF INDIAN PRODUCE AND MANUFACTURES (exclusive of Government Stores) to PRINCIPAL COUNTRIES from British India.

27

COUNTRIES.		1908-9.	1909-10.	1910-11.	1911-12.	1912-13.
		£	£	£	£	£
UNITED KINGDOM		24,235,039	32,283,119	34,118,179	38,427,836	40,433,623
BRITISH POSSESSIONS:						
Europe:	Gibraltar	9,409	8,097	8,333	8,940	9,552
	Malta and Gozo	4,082	35,793	7,350	9,460	6,126
Asia:	Aden	532,412	568,687	579,932	745,961	834,040
	Bahrein Islands	215,625	246,604	247,096	287,401	288,999
	Ceylon	3,865,487	4,199,183	5,176,179	5,529,826	5,974,001
	China, Hong Kong	5,309,427	6,368,549	7,284,482	5,421,761	6,251,910
	Federated Malay States	3,899	26,381	41,201	76,164	121,575
	Maldives	5,502	7,247	8,928	9,843	17,815
	Straits Settlements	3,479,329	3,980,595	5,074,806	5,734,658	6,006,663
Africa:	Cape Colony	159,218	176,093	194,249	216,283	266,197
	East African Protectorate	137,975	148,265	186,345	217,111	266,957
	Mauritius and Dependencies	763,103	692,295	828,217	937,928	896,198
	Natal	361,084	382,173	416,187	427,999	548,160
	Seychelles	23,495	26,684	29,184	28,475	27,081
	Somaliland	38,010	47,101	25,540	44,923	36,949
	Zanzibar and Pemba	263,967	210,923	264,981	291,130	211,165
America:	Canada	351,680	470,431	584,105	678,305	956,822
	British West Indies	77,329	59,943	116,718	138,861	145,684
	Guiana	51,227	34,594	30,837	29,737	38,745
	Australia	1,529,288	1,792,535	2,117,893	1,851,634	1,954,842
	New Zealand	303,597	355,061	296,071	294,922	370,220
	Fiji Islands	38,080	21,499	37,031	67,783	57,112
	Other Countries	6,783	1,430	1,884	3,598	8,337
FOREIGN COUNTRIES:		17,529,958	19,860,163	23,557,399	23,052,723	25,295,150
Europe:	Austria-Hungary	3,224,595	4,317,197	4,928,767	5,046,924	4,834,774
	Belgium	4,006,997	6,760,246	7,361,777	8,883,270	8,758,162
	Bulgaria	39,594	32,322	42,977	67,896	30,951
	Denmark	23,153	10,416	28,714	20,721	47,236
	France	6,152,654	7,685,923	10,102,739	9,162,078	10,502,714
	Germany	10,301,060	12,002,479	13,138,394	15,058,119	16,575,543
	Greece	24,411	33,768	35,280	38,763	44,026
	Holland	1,194,985	1,585,972	1,905,041	2,212,898	2,480,278
	Italy	3,364,480	4,067,125	5,308,902	4,186,906	4,600,736
	Norway	7,267	17,688	15,833	19,333	55,481
	Portugal	27,545	26,964	24,423	26,878	27,116
	Roumania	104,465	103,829	142,268	133,311	192,639
	Russia	739,160	989,225	1,237,060	1,158,206	1,328,586
	Spain	1,080,474	1,188,035	1,564,111	1,191,316	1,217,326
	Sweden	112,888	139,252	275,944	176,205	212,018
	Turkey in Europe	66,232	75,985	120,941	162,526	97,958
Asia:	Celebes and other Islands	9,701	14,159	28,213	44,297	64,460
	China, Treaty Ports	6,573,374	5,780,878	5,430,028	6,730,538	7,337,000
	French Indo-China	383,607	427,239	506,757	491,694	285,688
	Japan	4,798,286	8,417,180	8,996,568	11,152,767	12,472,839
	Java	406,359	978,804	2,388,695	2,845,360	2,159,732
	Macao	0	0	0	0	236,420
	Mekran and Sonmiani*	40,663	—	—	—	—
	Muscat Territory and Trucial Oman	333,180	328,817	326,898	295,358	221,849
	Other States in Arabia	23,357	36,749	230,597	300,257	311,284
	Persia	331,529	411,494	336,246	312,840	338,282
	Philippines	73,120	94,357	99,853	211,942	264,888
	Siam	277,194	247,982	348,963	362,201	517,041
	Sumatra	117,749	160,977	161,943	178,670	180,599
	Turkey, Asiatic:—					
	Levant and Black Sea				734,974	645,379
	Red Sea	1,120,502	1,290,953	1,290,122	152,008	309,585
	Persian Gulf				544,945	500,685
Africa:	Egypt	1,357,518	1,117,017	1,223,196	1,137,334	1,260,261
	German East Africa	151,819	177,165	209,089	322,883	286,719
	Italian East Africa (Eritrea and Somaliland)	36,856	52,983	52,750	41,515	95,436
	Madagascar	10,162	16,313	11,414	13,103	22,979
	Portuguese East Africa	237,412	271,713	297,540	306,608	391,481
	Réunion	242	378	1,315	154,091	84,272
America:	United States	8,863,842	9,667,038	9,013,458	10,393,786	12,526,696
	West Indies	231,623	296,041	257,989	271,944	368,746
	Argentine Republic	1,608,688	1,222,878	1,070,151	1,025,257	2,162,508
	Brazil	15,874	17,364	47,489	25,988	104,657
	Colombia	5,734	8,127	9,409	9,130	8,026
	Ecuador	9,153	1,523	3,642	14,203	11,142
	Chile	349,033	530,965	574,605	482,308	604,257
	Peru	52,408	44,681	64,332	44,381	81,625
	Uruguay	89,658	70,014	53,938	76,218	95,647
Oceania:	Sandwich Islands	116,831	100,293	99,596	119,125	133,739
	Other Islands in the Pacific	5,753	588	4,912	5,545	2,362
	Other Countries	38,703	33,227	37,189	51,894	78,688
		58,139,845	70,854,323	79,405,068	86,398,504	95,170,516
TOTAL EXPORTS OF INDIAN PRODUCE AND MANUFACTURES		99,904,842	122,997,605	137,080,646	147,879,063	160,899,289

* From 1st April 1909 trade with Mekran and Sonmiani is omitted except as regards Persian Mekran, which is included with Persia.

TOTAL IMPORTS OF MERCHANDISE.

ARTICLES.	QUANTITIES.					VALU.				
	1908-9.	1909-10.	1910-11.	1911-12.	1912-13.	1908-9.	1909-10.	1910-11.	1911-12.	1912-13.
Animals, Living:						£	£	£	£	£
Horses - - - No.	6,400	7,552	11,444	9,886	6,874	189,520	220,170	363,494	303,494	199,451
Other kinds - - - "	3,188	3,619	4,662	5,855	5,300	14,224	10,898	32,605	25,396	30,618
Total Animals, Living - - - }	9,588	11,171	16,106	15,741	12,174	203,744	231,068	396,099	328,890	230,069
Apparel (excluding Hosiery and Boots and Shoes):										
Apparel (including Drapery, Uniforms, and Accoutrements) - - -	-	-	-	-	-	357,780	380,525	481,274	577,292	494,097
Gold and Silver Thread - - -	-	-	-	-	-	222,349	240,998	304,911	297,767	303,265
Hats, Caps, Bonnets and Hatters' Ware - - -	-	-	-	-	-	60,113	54,570	88,751	91,809	105,818
Lametta† - - - Lb.	454,160	339,648	505,568	567,952	558,816	48,125	40,942	55,048	60,194	60,002
Second-hand Clothing* - - -	-	-	-	-	-	-	-	-	-	99,204
Water-proofed Clothing* - - -	-	-	-	-	-	-	-	-	-	11,576
Total Apparel - - -	-	-	-	-	-	688,317	717,035	929,984	1,027,052	1,073,962
Arms, Ammunition, and Military Stores:										
Cartridge Cases:										
Filled* - - - No.	-	-	-	-	9,737,218	-	-	-	-	25,704
Empty* - - - "	-	-	-	-	4,151,180	-	-	-	-	6,033
Explosives:										
Blasting Fuse* - - - Cwt.	-	-	-	-	1,451	-	-	-	-	7,684
Blasting Gelatine* - - - "	-	-	-	-	7,588	-	-	-	-	52,180
Dynamite* - - - "	16,852	13,704	14,503	17,844	2,583	97,748	83,700	88,467	108,277	15,923
Gelatine Dynamite* - - - "	-	-	-	-	1,486	-	-	-	-	7,847
Others - - - "	-	-	-	-	3,687	-	-	-	-	22,056
Fire-arms and parts thereof - - -	-	-	-	-	-	61,749	60,308	65,241	64,122	66,094
Gunpowder - - -										
Common - - - Lb.	135,592	158,804	184,290	218,984	284,913	4,806	5,892	5,745	7,405	8,791
Sporting - - - "	115,603	98,302	92,412	80,571	105,898	8,857	7,385	7,819	6,368	8,365
Other sorts - - - "	-	-	-	-	-	43,340	37,602	49,076	48,433	17,217
Total Arms, Ammunition, and Military Stores - - - }	-	-	-	-	-	216,502	194,887	216,348	234,605	237,944
Art, Works of (other than Pictures)										
Baskets and Basketware* - - -	-	-	-	-	-	31,691	31,247	33,665	50,428	31,737
	-	-	-	-	-	-	-	-	-	3,786
Belting for Machinery:										
Of Leather* - - -	-	-	-	-	-	-	-	-	-	138,065
Of other Materials* - - -	-	-	-	-	-	-	-	-	-	107,161
Total Belting for Machinery - - -	-	-	-	-	-	-	-	-	-	245,226
Books, printed, and printed matter, not being Stationery (including Maps and Charts) - - - Cwt.	35,047	28,960	33,674	29,919	32,414	269,193	252,268	267,726	303,958	282,425
Boots and Shoes:										
Of Leather* - - - Pairs	1,671,220	1,527,680	1,790,858	2,316,147	1,780,690	259,710	248,707	304,715	366,606	392,092
Of other Materials* - - - "	-	-	-	-	902,401	-	-	-	-	49,556
Total Boots and Shoes - - - }	1,671,220	1,527,680	1,790,858	2,316,147	2,683,091	259,710	248,707	304,715	366,606	442,548
Bristles and Fibre for Brushes and Brooms - Cwt.	487	585	624	991	1,328	1,054	1,551	1,354	1,681	1,988
Brushes and Brooms* - - - Doz.	-	-	-	-	304,662	-	-	-	-	39,322
Building and Engineering Materials (other than of iron, steel, or wood):										
Asphalt - - - Cwt.	44,515	54,481	60,389	51,303	74,748	8,244	7,581	10,150	9,753	14,329
Bricks† - - - No.	22,468,813	19,169,004	18,056,974	13,137,897	3,355,948	93,324	82,695	95,771	75,451	32,648
Cement - - - Cwt.	1,964,665	2,012,186	2,532,896	2,339,023	3,211,289	265,505	255,594	307,099	299,771	457,478
Chalk and Lime (excluding French Chalk) - - -	33,387	43,111	36,066	37,093	36,893	2,150	3,250	2,309	2,455	2,882
Clay - - - "	81,841	88,379	105,021	68,141	61,862	9,668	9,631	11,630	8,694	7,160
Pipes of Earthenware - - -	19,882	26,152	79,498	40,649	16,634	3,858	4,997	14,425	8,006	8,626
Tiles* - - - No.	-	-	-	-	10,412,078	-	-	-	-	52,913
Other sorts - - - Cwt.	52,587	37,530	42,143	51,661	83,795	27,789	17,787	25,993	26,618	42,681
Total Building and Engineering Materials - - - }	-	-	-	-	-	410,538	381,535	467,377	480,748	613,917
Candles of all kinds - Lb.	2,415,063	2,690,928	2,871,895	2,456,919	2,521,209	51,477	53,232	59,208	49,544	53,600
Canes and Battans - Cwt.	50,825	40,763	49,208	48,433	44,645	31,936	26,830	29,678	30,519	28,825
Carriages and Carts (excluding Railway Carriages), and parts thereof:										
Carriages and Carts* - - - No.	-	-	-	-	11,216	172,631	119,426	183,021	166,334	43,719
Parts of Carriages and Carts* - - -	-	-	-	-	-	-	-	-	-	127,898
Total Carriages and Carts - - - }	-	-	-	-	-	172,631	119,426	183,021	166,334	171,617
Chalk, French* - - - Cwt.	-	-	-	-	7,117	-	-	-	-	1,868

* Separately recorded from April 1912.

† Figures prior to 1912-13 are inclusive of "Tiles."

‡ Figures prior to 1912-13 represent "Copper, Lametta."

Note:—The mark — denotes that the quantities are not stated, owing to the variety of articles included under one head or for other reasons, while the mark 0 signifies that there was no import or export at all, as the case may be, of the article in question.

Total Imports of Merchandise—continued.

ARTICLES.	QUANTITIES.					VALUE.				
	1908-9.	1909-10.	1910-11.	1911-12.	1912-13.	1908-9.	1909-10.	1910-11.	1911-12.	1912-13.
Chemicals and Chemical Preparations (excluding Chemical Manures and Medicines):						£	£	£	£	£
Acids:										
Nitric* - - - Cwt.	—	—	—	—	5,136	—	—	—	—	9,750
Sulphuric Acid - - - " "	61,099	74,440	79,772	52,618	32,780	38,382	46,675	40,288	33,179	24,732
Other sorts* - - - " "	—	—	—	—	8,542	—	—	—	—	21,000
Aluminous Sulphates (including Alum) - - - " "	69,618	70,860	71,253	54,529	101,088	21,355	21,776	21,703	16,950	31,146
Ammonia and Salts thereof - - - " "	4,408	6,199	7,322	8,868	11,633	8,593	12,128	14,326	17,667	25,403
Arsenic and its Oxides - - - " "	3,590	3,570	1,773	1,837	1,869	5,583	5,183	2,304	2,747	2,262
Bleaching Materials - - - " "	77,604	66,294	71,958	70,380	59,344	30,388	25,710	26,207	26,758	23,620
Carbide of Calcium - - - " "	12,571	9,665	11,719	12,244	13,714	10,915	7,393	7,770	9,196	10,131
Copperas - - - " "	22,597	23,515	24,760	19,943	22,077	6,783	5,951	6,470	3,102	3,982
Disinfectants - - - " "	17,430	20,953	21,666	23,282	25,210	20,222	21,181	23,676	25,335	25,783
Potassium Compounds:										
Cyanide of Potassium - - - " "	5,175	4,662	4,361	4,682	5,670	21,084	20,417	18,995	20,328	24,917
Saltpetre - - - " "	54	45	60	46	65	84	81	89	76	127
Other sorts* - - - " "	—	—	—	—	8,420	—	—	—	—	15,254
Soda Compounds:										
Bicarbonate of Soda (Sodium Bicarbonate) - - - " "	66,861	84,431	77,144	92,444	86,154	26,612	32,248	27,954	31,358	23,583
Borax (including Boracic Acid) - - - " "	3,564	6,546	4,084	5,813	6,688	3,355	5,950	3,920	5,334	6,144
Caustic Soda (Sodium Hydroxide) - - - " "	80,019	86,348	91,015	86,609	98,836	48,675	52,655	56,155	51,977	53,584
Sodium Carbonate (Soda Ash and Soda Crystals)† - - - " "	—	—	260,613	365,566	277,124	—	—	76,355	105,214	74,574
Other sorts - - - " "	186,315	245,494	43,578	51,520	66,262	55,594	73,273	14,937	16,752	20,987
Sulphur - - - " "	68,582	73,531	101,626	104,301	114,984	22,873	24,999	32,002	33,875	35,810
Other sorts of Chemicals - - -	—	—	—	—	—	173,916	175,125	189,917	215,436	183,969
Total Chemicals - - -	—	—	—	—	—	494,414	530,745	572,068	615,284	621,728
Chinese and Japanese Ware (including Lacquered Ware, but excluding Earthenware and Porcelain) - - -	—	—	—	—	—	10,439	11,562	11,557	13,554	7,699
Clocks and Watches and parts thereof:†										
Clocks and Time-pieces* No. } 489,321	547,704	647,160	799,389	{ 285,251	123,006	123,652	194,334	155,798	{ 61,225	
Watches* - - - " " } —	—	—	—	{ 500,863	—	—	—	—	{ 99,465	
Parts of Clocks and Watches* } —	—	—	—	—	—	—	—	—	{ 5,608	
Total Clocks and Watches - - -	—	—	—	—	—	123,006	123,652	194,334	155,798	166,298
Coal, Coke, and Patent Fuel:										
Coal - - - Tons	435,399	406,378	322,647	285,748	643,202	505,833	447,870	360,601	319,664	752,274
Coke - - - " "	17,448	13,650	7,388	7,094	5,206	37,811	23,839	14,474	13,781	14,153
Patent Fuel - - - " "	2,959	8,507	4,146	5,070	5,286	4,674	12,305	6,340	8,516	11,618
Total Coal - - -	455,806	428,535	334,181	297,912	653,694	548,318	484,034	381,415	341,961	778,045
Coffee, other than roasted or ground - Cwt.	8,389	6,429	4,694	4,762	3,834	18,506	14,635	11,220	13,545	10,594
Coir:										
Unmanufactured - Cwt.	1,191	389	1,190	447	1,365	416	101	414	191	699
Manufactured (excluding Rope) - - - " "	5,129	5,971	4,381	3,137	2,856	3,861	3,819	3,276	2,288	2,064
Coral - - - Lb.	89,325	57,187	57,120	46,507	53,924	12,334	8,505	5,688	4,210	5,030
Cordage and Rope of vegetable fibre (excluding Jute and Cotton) - - - Cwt.	19,295	23,132	21,387	21,648	23,390	54,317	57,807	56,841	57,644	70,394
Cork Manufactures - - - " "	1,194	1,149	1,525	1,784	1,937	8,738	9,011	9,558	10,014	12,116
Cutlery - - - " "	—	—	—	—	—	116,781	98,463	141,543	145,661	140,659
Cycles (other than Motor Cycles) and parts thereof, and Accessories:										
Cycles, imported entire or in sections* - - - No. } —	—	—	—	—	29,150	158,264	173,605	182,955	220,654	107,582
Parts of Cycles and Accessories* - - - " } —	—	—	—	—	—	—	—	—	—	128,817
Total Cycles - - -	—	—	—	—	—	158,264	173,605	182,955	220,654	236,399
Drugs and Medicines (excluding Chemicals and Narcotics):										
Aloes - - - Cwt.	1,443	1,693	2,041	2,184	1,404	2,345	2,426	3,188	3,578	2,123
Asafetida - - - " "	2,913	5,572	8,520	6,024	5,030	11,159	20,744	26,617	19,090	22,198
Camphor - - - Lb.	1,093,368	1,457,918	1,251,313	1,505,638	1,506,179	77,403	100,825	92,717	113,900	117,830
Cassia Lignea - - - Cwt.	27,042	30,016	36,379	31,892	32,217	52,832	59,445	71,844	60,266	55,369
Cocaine - - - Oz.	1,993	1,074	1,381	1,422	1,709	892	604	776	869	973
Galangal‡ - - - Cwt.	5,697	5,874	4,787	5,030	—	1,712	1,908	1,632	1,851	—
Proprietary and Patent Medicines - - -	—	—	—	—	—	118,718	153,946	168,761	172,747	153,304

* Separately recorded from April 1912.

† Figures prior to 1912-13 relate to "Clocks and Watches."

‡ Separately recorded from April 1910; Included with "Drugs and Medicines, other sorts" from April 1912.

Total Imports of Merchandise—continued.

ARTICLES.	QUANTITIES.					VALUE.				
	1908-9.	1909-10.	1910-11.	1911-12.	1912-13.	1908-9.	1909-10.	1910-11.	1911-12.	1912-13.
Drugs and Medicines (excluding Chemicals and Narcotics)—continued.						£	£	£	£	£
Quinine and Alkaloids thereof (including Cinchona and Peruvian Bark) Lb.	80,020	120,112	128,149	125,379	104,765	41,244	62,475	72,984	77,445	71,509
Sarsaparilla and Preparations thereof*	—	—	—	—	—	—	—	—	—	2,602
Storax, including Liquid Storax (Rose Melloes) Lb.	56,090	207,288	146,182	49,078	131,778	1,162	4,184	3,168	1,074	2,291
Other sorts of Drugs and Medicines	—	—	—	—	—	174,861	190,624	208,658	238,366	275,590
Total Drugs and Medicines	—	—	—	—	—	482,928	597,181	650,345	689,186	703,889
Dyeing and Tanning Substances:										
Cochineal Cwt.	2,434	2,304	2,138	1,993	2,047	16,128	12,456	11,901	8,428	18,876
Cutch and Gambier	30,208	37,513	36,972	36,925	44,044	37,638	47,281	47,810	49,983	62,468
Dyes obtained from Coal Tar:										
Alizarine Dyes Lb.	5,611,831	6,775,961	5,868,328	6,057,875	8,163,044	201,942	234,068	211,885	206,595	237,670
Aniline Dyes	6,321,078	6,999,996	9,204,012	7,976,024	10,062,098	334,583	347,229	472,833	407,265	522,176
Others*	—	—	—	—	63,588	—	—	—	—	5,558
Indigo, Synthetic Cwt.	1,254	1,838	4,492	3,889	6,063	10,232	17,109	48,184	38,853	59,892
Madder or Manjitt	249	707	123	336	—	303	816	124	366	—
Myrobalans†	419	1,473	13	310	—	104	295	6	84	—
Saffron Lb.	42,838	45,086	52,235	72,639	57,100	40,474	42,589	51,444	61,820	59,781
Turneriet Cwt.	50	207	2,924	24,206	—	32	188	2,063	15,683	—
Other sorts (including Lac Dye)	12,678	17,029	15,493	25,369	23,977	26,532	37,410	49,904	52,095	47,767
Total Dyeing and Tanning Substances	—	—	—	—	—	667,968	739,441	896,154	841,172	1,014,188
Earthenware and Porcelain (excluding Pipes of Earthenware)	—	—	—	—	—	282,523	290,492	309,448	354,260	362,073
Electroplated Ware*	—	—	—	—	—	—	—	—	—	37,797
Feathers Lb.	2,347	1,896	1,633	1,644	2,261	205	122	82	122	137
Fireworks	—	—	—	—	—	27,411	31,228	58,872	51,454	60,904
Fish (excluding Canned Fish):										
Fish, dry, unsalted Cwt.	42,708	52,067	30,322	44,244	42,416	21,457	31,428	27,826	32,766	32,493
" " salted	128,539	115,183	91,241	96,623	111,754	149,268	151,748	98,168	114,176	123,959
Fishmaws and Sharkfins	10,889	11,660	10,956	13,446	10,951	27,847	32,432	33,449	38,127	31,869
Fish, wet, salted (ngapi)	98,794	75,419	52,961	36,543	37,730	34,655	28,067	19,756	13,213	12,969
Other sorts*	—	—	—	—	113	—	—	—	—	100
Total Fish	281,930	254,279	185,480	190,856	202,964	233,227	243,675	179,199	198,282	201,390
Fodder, Bran, and Pollards (excluding Oilcake) Cwt.	50,789	60,067	72,614	66,617	62,065	12,988	14,998	14,939	15,505	13,929
Fruits and Vegetables:										
Fresh Fruits and Vegetables:										
Fresh Fruits:										
Cocoanuts No.	9,553,594	10,879,947	9,934,578	8,201,051	9,563,210	32,038	34,936	32,411	28,304	34,084
Others	—	—	—	—	—	17,000	24,292	29,029	29,903	29,569
Fresh Vegetables of all kinds	—	—	—	—	—	13,295	22,295	35,766	34,345	54,637
Fruits and Vegetables, dried, salted, or preserved, not being canned or bottled:										
Almonds Cwt.	106,754	64,047	66,321	74,318	83,547	181,987	132,762	150,489	159,451	187,160
Currants and Raisins*	—	—	—	—	—	23,681	—	—	—	19,415
Dates	817,662	910,998	910,023	963,175	876,066	308,515	365,318	407,225	401,723	358,732
Other sorts	72,865	62,734	68,062	77,960	60,395	65,666	71,546	72,156	75,980	45,520
Total Fruits and Vegetables	—	—	—	—	—	618,501	651,149	727,076	729,706	729,137
Furniture and Cabinet-ware:										
Bedsteads*	—	—	—	—	—	—	—	—	—	24,313
Furniture of wood (other than Bedsteads)*	—	—	—	—	—	—	—	—	—	30,311
Furniture of other Materials (other than Bedsteads)*	—	—	—	—	—	122,269	116,992	185,909	155,578	58,252
Mouldings*	—	—	—	—	—	—	—	—	—	36,124
Total	—	—	—	—	—	122,269	116,992	185,909	155,578	149,000
Glass and Glassware:										
Bangles	—	—	—	—	—	221,776	317,563	371,675	418,179	412,841
Beads and false Pearls Cwt.	19,005	20,057	25,787	28,940	37,136	154,931	112,545	187,137	157,945	201,667
Bottles and Phials:										
Sodawater bottles* Gross	—	—	—	—	—	—	—	—	—	37,084
Others*	59,692	76,977	68,790	83,481	30,230	51,129	51,021	56,302	55,358	72,747
Funnels, Globes, and Glass parts of Lamps	—	—	—	—	—	44,107	58,101	81,604	68,454	108,790
Sheet and Plate Sup. ft.	13,408,050	13,133,354	15,908,803	15,220,979	18,705,688	89,471	88,488	107,562	103,019	137,108
Tableware (including Decanters, Tumblers, &c.)*	—	—	—	—	—	—	—	—	—	42,516
Other Glassware	—	—	—	—	—	218,142	229,142	241,149	236,179	156,178
Total Glass and Glassware	—	—	—	—	—	779,556	856,880	1,045,489	1,029,134	1,168,561

* Separately recorded from April 1912.

† Included with "Dyeing and Tanning Substances, other sorts" from April 1912.

Total Imports of Merchandise—continued.

ARTICLES.	QUANTITIES.					VALUE.				
	1908-9.	1909-10.	1910-11.	1911-12.	1912-13.	1908-9.	1909-10.	1910-11.	1911-12.	1912-13.
Grain, Pulse, and Flour:										
Barley - Cwt.	42	56	269	15,521	14,390	£ 54	£ 26	£ 70	£ 4,548	£ 4,617
Gram - "	2,653	1,141	565	1,124	528	994	489	290	355	168
Jawar and Bajra - "	8,859	4,973	395	4,465	4,147	2,400	1,302	79	1,347	1,212
Oats - "	3,625	66,852	15,363	5,720	3,115	1,775	23,533	5,220	1,697	1,556
Pulse - "	416,540	84,792	21,134	42,605	45,939	141,832	27,692	7,852	17,823	20,758
Rice in the husk - "	34,290	9,027	481	4,356	734	10,850	2,313	101	1,134	220
" not in the husk - "	619,758	263,398	124,846	2,694	6,011	293,730	111,379	52,307	1,369	3,313
Flour - "	735	1,151	0	0	4	364	671	0	0	3
Wheat - "	578,957	7,772	993	35,365	50,772	263,901	3,638	323	16,559	25,207
Flour in bags - "	133,013	47,418	53,027	78,163	58,540	67,743	26,680	30,829	39,807	30,002
Other sorts - "	109,536	6,905	1,269	680	472	38,725	1,980	438	337	144
Total Grain and Pulse "	1,908,008	495,485	223,336	190,693	184,652	822,428	199,753	97,449	84,976	87,195
Gums and Resins:										
Arabic - Cwt.	8,273	11,910	9,186	5,605	10,142	9,433	14,320	11,182	8,412	16,342
Benjamin - "	16,523	14,228	12,037	16,430	14,984	29,336	27,631	28,310	44,298	40,840
Olibanum or Frank-incense - "	22,812	34,275	42,862	43,562	46,943	18,473	28,203	36,725	40,416	43,678
Rosin - "	56,909	62,680	40,721	66,766	61,017	30,031	36,158	27,562	62,540	60,233
Other sorts - "	27,843	32,461	34,347	21,308	31,285	24,231	27,080	33,587	24,043	34,346
Total Gums and Resins "	132,365	155,554	139,153	153,671	164,371	111,654	133,392	137,366	173,709	195,499
Hair and Manufactures of Hair:										
Hair of all kinds* - Cwt.	—	—	—	—	662	—	—	—	—	4,434
Manufactures of Hair (other than toilet requisites)* - "	—	—	—	—	—	—	—	—	—	5,134
Hardware (excluding Cutlery and Electroplated Ware):										
Agricultural Implements	—	—	—	—	—	66,433	61,123	68,423	73,880	93,375
Buckets of tinned or galvanized iron*	—	—	—	—	—	—	—	—	—	57,877
Builders' Hardware, such as locks, hinges, door bolts, &c.*	—	—	—	—	—	—	—	—	—	147,270
Domestic Hardware, other than enamelled ironware*	—	—	—	—	—	—	—	—	—	123,804
Enamelled Ironware	—	—	—	—	—	120,025	85,730	126,950	168,447	194,837
Implements and Tools, other than Agricultural Implements and Machine Tools	—	—	—	—	—	133,204	132,344	158,568	155,162	231,239
Lamps, metal* - No.	—	—	—	—	2,963,106	—	—	—	—	203,639
glass* - "	—	—	—	—	521,591	—	—	—	—	13,892
Parts of Lamps, other than glass* - "	—	—	—	—	—	—	—	—	—	80,569
Lampware†	—	—	—	—	—	162,724	185,144	226,854	263,280	—
Safes and strong Boxes of metal - No.	—	—	—	—	5,319	—	—	—	—	23,548
Other sorts - "	—	—	—	—	—	1,270,133	1,178,689	1,348,642	1,418,009	1,108,667
Total Hardware	—	—	—	—	—	1,752,519	1,643,030	1,930,337	2,063,778	2,278,817
Hides and Skins, Raw:										
Hides - { = Cwt. 3,706	3,706	3,568	10,432	6,581	5,331	9,264	10,853	23,235	19,567	18,535
— { = No. 46,379	46,379	43,921	113,723	80,572	67,375					
Skins - { = Cwt. 21,227	21,227	24,350	20,149	20,511	23,974	64,919	75,040	64,835	69,878	73,349
— { = No. 1,125,920	1,125,920	1,222,281	992,149	1,093,340	1,230,690					
Total Hides and Skins, Raw - { = Cwt. 24,933	24,933	27,918	30,581	27,392	29,305	74,183	85,898	93,120	89,445	92,434
— { = No. 1,172,299	1,172,299	1,266,202	1,105,872	1,173,912	1,288,564					
Hops - Cwt.	3,203	2,317	1,981	2,547	2,359	13,370	10,986	13,486	24,572	19,231
Horns, tips and pieces of Horn, and Hornmeal - "	203	295	206	125	74	7,261	8,590	7,248	4,064	1,743
Instruments, Apparatus, and Appliances, and parts thereof:										
Electrical, other than telegraphic and telephone, not being Machinery:										
Electric Fans and parts thereof*	—	—	—	—	—	306,501	290,463	343,382	440,128	57,057
Electric Lamps and parts thereof*	—	—	—	—	—					48,994
Electric Wires and Cables*	—	—	—	—	—					150,680
Other sorts*	—	—	—	—	—	—	—	—	—	295,023
Musical:										
Organs and Harmoniums, complete* - No.	—	—	—	—	378	198,509	154,495	165,620	145,062	4,034
Pianos and Piano Players, complete* - No.	—	—	—	—	842					29,245
Talking Machines and Accessories*	—	—	—	—	—					48,109
Other sorts (including parts of Musical Instruments)* - "	—	—	—	—	—	—	—	—	—	58,223

* Separately recorded from April 1912.

† For 1912-13 see the three preceding sub-heads.

Total Imports of Merchandise—continued.

ARTICLES.	QUANTITIES.					VALUE.				
	1908-9.	1909-10.	1910-11.	1911-12.	1912-13.	1908-9.	1909-10.	1910-11.	1911-12.	1912-13.
Instruments, Apparatus, and Appliances, and parts thereof—continued.						£	£	£	£	£
Optical	—	—	—	—	—	25,223	25,902	33,745	30,858	33,371
Photographic	—	—	—	—	—	54,390	54,661	60,363	69,385	67,108
Scientific and Philosophical*	—	—	—	—	—	121,561	94,053	106,623	113,616	91,808
Surgical	—	—	—	—	—	62,066	60,065	68,698	67,745	72,310
Other kinds†	—	—	—	—	—	—	—	—	—	27,618
Total Instruments, Apparatus, and Appliances, and parts thereof	—	—	—	—	—	768,250	679,639	778,431	866,794	988,584
Ivory:										
Unmanufactured - Lb.	236,213	366,861	343,861	248,407	242,434	101,010	187,131	183,495	132,959	131,337
Manufactured	—	—	—	—	—	12,477	19,427	14,248	15,187	17,336
Jewellery (excluding imitation Jewellery and Precious Stones and Pearls, unset) also Plate of Gold and Silver:										
Jewellery	—	—	—	—	—	88,327	108,753	104,080	212,905	84,478
Plate of Gold and Silver	—	—	—	—	—	33,349	35,181	40,624	34,322	42,299
Total Jewellery, also Plate of Gold and Silver	—	—	—	—	—	121,676	143,934	144,704	247,227	126,777
Lac:										
Stick and Seed - Cwt.	1,773	865	2,670	1,678	10,903	5,837	2,271	5,556	3,348	16,889
Shell and Button - "	112	34	23	57	12	832	136	111	205	51
Other kinds (excluding Lac-dye) - "	0	0	0	0	173	1	0	0	0	211
Total Lac	1,885	899	2,693	1,735	11,088	6,670	2,407	5,667	3,553	17,151
Leather:										
Hides, tanned or dressed - Cwt.	1,819	1,699	2,093	3,023	3,233	12,394	14,933	21,038	26,020	31,476
Skins, tanned or dressed - No.	24,163	23,094	30,016	39,213	51,093					
Unwrought Manufactures (excluding Boots and Shoes and Belting for Machinery):	1,804	1,751	1,846	2,513	3,033	49,399	54,568	52,711	63,052	61,397
Bags and Trunks†	286,697	284,586	296,004	360,486	316,411					
Saddlery and Harness	3,933	2,927	2,956	2,845	3,181	49,899	37,460	38,778	36,501	52,919
Other sorts	—	—	—	—	—	—	—	—	—	23,954
Total Leather	—	—	—	—	—	153,734	144,520	171,479	178,021	30,335
Liquors, including Methylated and Perfumed Spirits:										
Ale, Beer, and Porter - Gals.	4,295,009	4,181,934	4,242,771	4,239,585	4,733,774	387,310	361,901	367,129	361,141	451,416
Cider and other fermented Liquors - "	12,144	11,780	11,568	11,283	11,995	2,751	2,997	2,664	2,575	2,749
Spirit:										
Brandy	376,473	374,209	358,814	336,485	384,884	211,056	199,618	188,648	181,833	204,686
Gin	84,160	80,811	72,185	78,792	81,000	23,491	23,395	21,498	22,910	25,322
Liqueurs	13,112	13,335	13,139	14,821	14,518	11,848	12,299	15,063	13,377	18,074
Rum	64,144	69,479	39,306	50,782	65,462	7,810	7,639	5,486	6,590	8,841
Whisky	681,401	644,948	638,341	655,673	648,429	290,616	277,699	275,284	286,910	285,988
Spirit present in Drugs, Medicines, or Chemicals	93,782	104,666	97,461	102,607	116,377	114,903	128,301	115,509	120,418	134,159
Spirit, perfumed	17,672	16,907	19,360	20,170	21,065	48,564	44,501	52,444	56,653	57,846
Other sorts	189,520	242,471	205,555	207,427	235,964	16,212	17,820	15,323	15,399	15,931
Total Spirit	1,681,883	1,694,125	1,587,142	1,557,833	1,634,900	751,215	735,315	715,419	737,603	778,889
Wines:										
Champagne and other sparkling Wines†	29,744	28,739	29,360	33,401	29,860	52,607	50,529	52,340	62,566	56,414
Clarets	48,019	50,577	41,752	36,377	—	12,727	11,474	10,421	9,338	—
Port	97,297	94,368	91,809	92,546	93,858	51,685	48,613	50,472	49,005	51,088
Still Red Wines other than Port†	—	—	—	—	61,617	—	—	—	—	20,215
Sherry, Madeira, and Marsala	24,598	21,948	19,413	21,743	28,633	12,922	10,988	9,726	11,515	16,390
Still White Wines, other than Sherry, Madeira, and Marsala	—	—	—	—	13,434	—	—	—	—	5,772
Other sorts (including Vermouth and Ginger Wine)	138,066	142,868	140,180	151,649	114,225	52,106	54,717	57,273	58,803	39,273
Total Wines	337,724	338,500	331,514	335,716	341,027	182,047	176,321	180,232	191,727	189,152
Total Liquors	6,326,760	6,226,339	6,122,995	6,144,417	6,722,296	1,323,323	1,276,534	1,265,444	1,293,046	1,422,206
Machinery and Millwork:										
Prime-movers (other than Electrical):	—	—	—	—	—	51,116	34,823	41,918	34,253	71,726
Locomotives (excluding those for Railways)	—	—	—	—	—	672,629	511,409	504,811	438,312	327,151
Others	—	—	—	—	—	—	—	—	—	—

* Figures prior to 1912-13 are inclusive of other kinds.

† Figures prior to 1912-13 relate to Champagne only.

‡ Separately recorded from April 1912.

§ Included with "Other sorts" from April 1912.

|| Figures prior to 1912-13 relate to Sherry only.

Total Imports of Merchandise—continued.

ARTICLES.	QUANTITIES.					VALUE.				
	1908-9.	1909-10.	1910-11.	1911-12.	1912-13.	1908-9.	1909-10.	1910-11.	1911-12.	1912-13.
Machinery and Millwork—cont.										
Electrical Machinery of all kinds, not including Instruments, Apparatus, Appliances, and parts thereof:						£	£	£	£	£
Generators*	—	—	—	—	—	239,341	212,823	263,912	266,673	38,071 99,296 108,471
Motors*	—	—	—	—	—					
Other kinds*	—	—	—	—	—					
Machinery, not being Prime-movers or Electrical Machinery:										
Aerated Water-making Machinery*	—	—	—	—	—					3,294
Agricultural Machinery	—	—	—	—	—	2,638	4,747	5,441	6,245	19,973
Boilers*	—	—	—	—	—					188,376
Metal-working Machinery (including machine Tools)*	—	—	—	—	—					10,169
Mining Machinery:										
Coal*	—	—	—	—	—	82,402	49,108	92,191	83,791	15,705 47,170
Other sorts*	—	—	—	—	—					
Oil-crushing and refining Machinery*	—	—	—	—	—					36,728
Paper Mill Machinery*	—	—	—	—	—					17,525
Refrigerating Machinery*	—	—	—	—	—					34,165
Rice and Flour Mill Machinery*	—	—	—	—	—					102,682
Saw Mill and Wood-working Machinery*	—	—	—	—	—					17,039
Sewing and Knitting Machines and parts thereof:										
Machines	27,642	29,291	41,065	39,797	57,531	81,367	102,778	159,394	140,650	227,607
Parts of Sewing and Knitting Machines and Accessories*	—	—	—	—	—					17,905
Sugar Machinery*	—	—	—	—	—					13,504
Tea Machinery*	—	—	—	—	—					118,670
Textile Machinery:										
Cotton*	—	—	—	—	—	1,917,334	1,434,369	1,093,049	905,420	757,125 576,128 29,098
Jute*	—	—	—	—	—					
Other sorts*	—	—	—	—	—					
Typewriters:										
Typewriters	4,216	3,895	3,458	4,152	5,677	58,208	43,833	46,134	52,759	65,629
Parts and Accessories*	—	—	—	—	—					7,721
Other sorts of Machinery (excluding Printing Machinery)	—	—	—	—	—	1,448,964	1,127,752	1,152,319	1,103,482	665,341
Total Machinery and Millwork	—	—	—	—	—	4,554,179	3,521,642	3,359,169	3,040,585	3,611,203
Manures:										
Artificial and Mineral	382	863	1,339	3,774	5,400	3,460	5,646	12,031	27,981	42,592
Manures - Tons	263	165	388	337	51	919	665	1,432	1,303	207
Bones - "	2	3	3	13	92	14	58	21	58	684
Fish Manures and Guano	135	312	701	1,276	284	546	1,861	4,235	2,815	1,722
Other kinds (excluding Oilcake)	—	—	—	—	—					
Total Manures	782	1,343	2,431	5,400	5,827	4,939	8,230	17,769	31,657	45,205
Matches:										
Safety* - Gross of Boxes	—	—	—	—	9,743,574	496,671	543,684	559,411	583,884	392,521 263,193
Other sorts* - "	—	—	—	—	5,381,377					
Total Matchest	—	—	—	—	15,124,951	496,671	543,684	559,411	583,884	655,714
Mats and Matting, except Coir and Rubber - Sq. yds.	1,722,644	2,178,787	2,263,690	2,015,440	2,036,825	20,414	28,120	26,739	28,453	28,188
Metals and Ores:										
Aluminium* - Cwt.	—	—	—	—	35,809	—	—	—	—	170,097
Brass, Bronze, and similar Amalgams:										
Unwrought - "	3,079	16	53	7	671	7,057	52	195	25	4,533
Wrought - "	21,500	16,783	18,536	18,200	18,515	82,114	62,172	69,904	65,392	71,706
Total Brass	24,579	16,799	18,594	18,207	19,186	89,171	62,224	70,099	65,417	76,239
Copper:										
Ore - Tons	0	0	0	0	0	0	1	0	0	0
Old, for re-manufacture - Cwt.	1,864	1,011	1,162	1,762	2,445	5,701	3,080	3,251	4,817	6,905
Unwrought:										
Tiles, Ingots, Cakes, Bricks, and Slabs - "	49,502	63,939	95,575	43,572	22,919	166,775	212,706	309,743	139,178	90,115
Other sorts - "	55	34	93	205	231	231	107	290	688	871
Wrought:										
Braziers and Sheets - "	133,130	130,404	222,736	156,204	67,160	533,405	496,384	819,024	559,616	271,231
Mixed or Yellow Metal, for sheathing - "	285,021	284,413	380,765	311,912	323,829	961,036	915,848	1,173,361	942,817	1,079,154
Wire (excluding Wire of Telegraph and Telephone)* - "	—	—	—	—	4,893	—	—	—	—	23,596
Other Manufactures - "	22,778	23,319	28,069	35,730	23,515	98,912	93,236	112,361	145,765	108,715
Total Copper (excluding Ore)	492,350	503,120	723,400	549,435	444,992	1,766,120	1,721,361	2,418,030	1,792,881	1,580,587
German Silver - "	20,383	22,310	23,055	22,836	16,403	114,134	120,519	123,958	110,168	86,628

* Separately recorded from April 1912.

† Quantity stated from April 1912.

Total Imports of Merchandise—continued.

ARTICLES.	QUANTITIES.					VALUE.				
	1908-9.	1909-10.	1910-11.	1911-12.	1912-13.	1908-9.	1909-10.	1910-11.	1911-12.	1912-13.
Metals and Ores—continued.						£	£	£	£	£
Iron:										
Ore - - - Tons	0	0	0	0	157	0	0	0	0	399
Pig - - - "	20,871	17,032	11,502	12,073	11,545	84,414	65,409	43,789	46,294	47,349
Manufactures:										
Angle, Bolt, and Rod	2,991	2,190	2,371	1,408	1,501	23,719	15,594	17,330	12,596	12,587
Bars and Channel - - "	39,058	26,593	30,359	25,488	22,735	298,155	192,411	223,746	197,512	194,019
Rice Bowls - - - "	4,636	5,401	5,716	6,081	6,614	62,849	69,268	69,500	74,049	81,289
Total Iron (excluding Ore) - - }	67,556	51,156	49,948	45,050	42,395	469,137	342,672	354,365	330,451	335,244
Iron or Steel:										
Anchors and Cables - - "	1,632	1,106	1,150	1,463	895	29,455	18,994	19,661	21,969	16,948
Beams, Pillars, Girders, and Bridge-work - - "	72,426	62,046	69,628	63,925	54,553	543,741	454,114	517,113	455,879	536,035
Bolts and Nuts - - - "	4,160	3,497	3,767	3,428	5,503	78,684	67,555	71,104	69,569	114,893
Hoops and Strips - - - "	20,595	22,227	27,940	22,680	26,129	192,730	196,658	244,267	195,999	239,999
Nails, Rivets, and Washers* - - - "	16,272	15,974	18,761	18,171	23,134	227,763	225,836	266,048	257,197	298,969
Old, for re-manufacture - - - "	1,137	4,138	1,233	5,859	7,723	3,396	11,499	3,477	15,847	20,988
Pipes and Tubes† - - - "	29,807	37,519	—	—	—	438,815	434,640	—	—	—
Pipes and Fittings, Cast‡ - - - "	—	—	24,018	23,684	37,382	—	—	230,817	203,907	380,768
Rails, Chairs, and Fish-plates (excluding those for Railways)§ - - - "	—	—	—	—	10,052	—	—	—	—	71,576
Screws§ - - - - - "	—	—	—	—	1,783	—	—	—	—	64,020
Sheets and Plates:										
Galvanised - - - - - "	93,916	124,377	127,365	161,789	186,272	1,314,390	1,615,228	1,621,959	1,989,730	2,419,135
Tinned - - - - - "	16,956	18,256	19,443	21,068	43,093	243,350	259,461	299,456	346,903	702,707
Not Galvanised or Tinned - - - - - "	92,672	86,471	87,366	103,353	82,441	862,339	818,889	881,424	1,040,070	704,456
Tubes and Fittings, Wrought‡ - - - - - "	—	—	9,911	9,750	13,500	—	—	184,165	127,858	223,896
Wire - - - - - "	3,690	3,201	4,630	5,886	9,885	45,172	38,122	56,559	68,598	150,507
Other Manufactures of Iron or Steel - - - - - "	40,890	44,524	46,279	41,259	16,034	509,116	559,068	588,409	550,271	275,201
Total Iron or Steel - - - - - "	394,153	423,336	441,491	482,215	518,379	4,489,001	4,700,064	4,934,459	5,352,797	6,220,098
Steel:										
Angle and Spring Bars and Channel - - - - - "	28,770	21,532	27,161	32,159	29,990	201,749	140,110	178,623	209,927	215,688
Cast - - - - - "	115,003	102,267	121,653	121,857	119,586	789,101	657,998	787,365	779,408	841,215
Ingots, Blooms, Billets, and Slabs§ - - - - - "	5,504	3,992	2,498	2,766	3,058	80,628	53,089	40,078	44,180	57,255
Total Steel - - - - - "	149,277	127,791	151,312	156,782	152,755	1,071,478	851,197	1,006,066	1,033,515	1,115,411
Lead:										
Unwrought:										
Ore - - - - - "	338	270	271	204	169	7,975	6,187	5,788	4,062	3,690
Pig - - - - - Cwt.	45,366	43,188	50,123	45,008	47,771	33,767	30,410	33,117	33,387	44,829
Other sorts - - - - - "	422	418	335	722	2,071	346	359	292	519	1,743
Wrought:										
Sheets, Pipes, and Tubes - - - - - "	17,615	17,230	17,057	18,537	18,711	14,935	13,973	14,989	16,810	20,433
Sheets for Tea Chests - - - - - "	55,040	58,927	53,384	42,120	36,988	56,083	56,046	53,812	47,813	46,829
Other sorts - - - - - "	13,074	10,783	10,170	7,543	8,802	15,997	15,955	11,358	10,131	12,385
Total Lead (excluding Ore) - - - - - }	131,517	130,546	131,074	113,930	114,343	121,128	116,743	113,548	108,660	126,219
Quicksilver - - - - - Lb.	232,246	213,027	352,856	233,515	379,173	24,825	23,719	39,009	26,707	41,570
Solders§ - - - - - Cwt.	—	—	—	—	5,594	—	—	—	—	30,832
Tin:										
Unwrought (Blocks, Ingots, Bars, and Slabs) - - - - - "	36,855	38,375	36,355	36,321	31,536	280,644	292,355	295,455	349,291	335,733
Wrought (including Plates or Sheets, not being tinned Iron) - - - - - "	287	246	581	486	4,044	2,446	2,110	4,907	4,766	9,078
Total Tin - - - - - "	37,142	38,621	36,936	36,807	35,580	283,090	294,465	300,362	354,057	344,811
Zinc or Spelter:										
Unwrought - - - - - "	52,831	65,359	68,695	65,644	73,400	64,914	81,111	84,446	84,790	98,832
Wrought or manufactured - - - - - "	26,091	23,325	27,259	30,011	37,255	35,735	34,115	42,037	50,713	64,932
Other sorts - - - - - "	1,106	849	1,128	1,135	1,300	1,170	908	1,374	1,305	1,531
Total Zinc or Spelter - - - - - }	80,028	89,533	97,082	96,790	111,955	101,819	116,134	127,857	136,808	165,295
Metals, unenumerated - - - - - Tons	27,393	37,224	27,302	40,060	10,282	82,941	114,744	108,669	161,732	35,264
Ores, unenumerated§ - - - - - Tons	—	—	—	—	247	—	—	—	—	3,004
Total Metals (excluding Ores) - - - - - }	651,760	644,286	696,030	728,056	753,405	8,612,844	8,463,342	9,597,022	9,473,193	10,328,225
Total Ores - - - - - "	338	270	271	204	573	7,975	6,188	5,788	4,062	7,093
Total Metals and Ores - - - - - }	652,098	644,556	696,301	728,260	753,978	8,620,819	8,470,030	9,602,810	9,477,255	10,335,318

* Figures prior to April 1912 are inclusive of "Screws." † After 1909-10, see "Pipes and Fittings, Cast," and "Tubes and Fittings, Wrought."
 ‡ Included in "Pipes and Tubes" prior to 1910-11. § Separately recorded from April 1912.

Total Imports of Merchandise—continued.

ARTICLES.	QUANTITIES.					VALUE.				
	1908-9.	1909-10.	1910-11.	1911-12.	1912-13.	1908-9.	1909-10.	1910-11.	1911-12.	1912-13.
Motor Cars and Motor Cycles, and parts thereof: Motor Cars and Motor Cycles* - No. Parts of Motor Cars and Motor Cycles, and Accessories*					3,089	£ 287,615	£ 317,139	£ 488,295	£ 669,020	£ 597,177 261,002
Oils:										
Animal - - - - - Gals.	865,099	795,734	714,809	350,665	723,758	68,382	61,237	57,393	23,713	56,976
Essential - - - - - "	14,814	13,029	13,405	12,595	14,982	20,092	21,930	24,828	27,670	34,146
Mineral:										
Fuel Oils - - - - - "	2,914,686	1,481,424	7,102,008	13,216,845	11,085,936	19,480	10,542	54,941	97,423	82,108
Kerosene:										
In bulk - - - - - "	61,034,352	47,827,918	44,258,781	56,984,494	52,253,974	1,389,424	1,084,755	1,102,837	1,347,069	1,243,977
In tins - - - - - "	22,547,101	16,222,593	12,338,953	22,428,210	13,382,548	832,234	589,327	487,059	818,740	459,641
Lubricating Oils - - - - - "	10,002,695	11,491,729	13,652,923	12,257,199	15,256,585	339,071	375,861	493,777	395,280	507,074
Petroleum, dangerous (other than dangerous Paints, Solutions, and Compositions) - - - - - "	126,838	188,913	170,934	205,782	50,313	9,352	12,235	11,811	12,833	3,473
Paints, Solutions, and Compositions, dangerous - - - - - "	1,677	1,489	3,113	1,840	643	410	619	1,042	556	247
Other kinds - - - - - "	219,195	264,901	2,117,736	2,322,159	3,232,012	12,794	14,901	97,240	145,326	205,577
Total Mineral Oils - - - - - "	96,846,544	77,478,962	79,644,448	107,416,529	95,262,006	2,602,765	2,038,240	2,243,707	2,818,127	2,502,007
Vegetable, Non-Essential:										
Castor - - - - - "	5,493	965	559	851	947	902	253	192	156	210
Coconut - - - - - "	199,170	34,000	27,488	4,915	7,674	23,824	4,816	4,107	913	1,403
Cottonseed* - - - - - "					3,585					535
Groundnut - - - - - "	6,930	7,099	8,330	9,669	10,641	849	713	963	1,059	1,160
Linseed - - - - - "	385,923	324,300	342,067	399,070	364,961	44,827	39,555	50,919	64,845	56,401
Mustard or Rape - - - - - "	248	39		124	631	22	6		25	91
Sesamum (Till or Jinjili) - - - - - "	703	1,011	568	792	478	88	134	85	101	53
Other sorts - - - - - "	63,033	51,900	59,195	70,043	68,631	7,291	6,639	6,851	8,658	7,035
Total Oils, Vegetable, Non-Essential - - - - - }	661,500	419,314	438,207	485,464	457,523	77,803	52,116	63,117	75,757	66,948
Total Oils - - - - - "	98,887,957	78,707,039	80,810,869	108,265,253	96,463,269	2,769,042	2,223,523	2,394,045	2,950,267	2,660,167
Oilcakes* - - - - - Cwt.					374					97
Oil Cloth and Floor Cloth } Sq Yds.	967,944	1,241,837	1,495,434	1,223,460	1,605,344	38,657	46,281	59,822	57,528	70,235
Opium - - - - - Lib.	197	267	509	397	536	303	392	1,540	1,847	2,679
Packing—Engine and Boiler —of all kinds (including Asbestos)*										38,875
Paints and Painters' Materials:										
Paints and Colours:										
Barytes* - - - - - Cwt.	317,943	282,041	332,121	332,217	14,009 65,819 270,184	308,567	291,679	342,964	345,867	2,641 71,470 324,669
White and Red Lead* - - - - - "										
Other sorts* - - - - - "										
Painters' Materials (other than Paints and Colours):										
Turpentine* - - - - - "					20,779	89,126	90,307	100,925	136,688	30,630 80,097
Other kinds - - - - - "										
Total Paints and Colours - - - - - }						397,693	381,986	443,889	482,350	509,507
Paper and Pasteboard:										
Paper:										
Packing Paper* - - - - - Cwt.					109,040					65,315
Printing Paper - - - - - "	244,130	262,625	285,773	312,056	336,939	206,400	221,220	237,538	259,186	289,198
Writing Paper and Envelopes - - - - - "						158,890	170,237	220,407	189,099	224,458
Other kinds of Paper (including Paper Manufactures) - - - - - Cwt.	404,993	454,237	491,022	509,950	552,860	222,603	249,593	257,549	292,450	340,511
Pasteboard, Millboard, and Cardboard of all kinds - - - - - "	48,839	63,022	66,267	76,226	79,311	29,667	34,300	37,315	44,299	44,485
Total Paper and Pasteboard - - - - - }						617,560	675,350	752,809	785,043	963,967
Paper-making Materials:										
Pulp of Wood or other Materials* - - - - - Cwt.					265,002					111,049
Rags and other Materials† - - - - - "	22,462	11,546	61,175	270,474		7,534	6,865	27,952	115,406	
Total Paper-making Materials - - - - - }	22,462	11,546	61,175	270,474	265,002	7,534	6,865	27,952	115,406	111,049
Paraffin Wax - - - - - Cwt.	2,236	14,530	7,335	10,246	4,864	3,593	8,779	10,006	10,263	5,065
Perfumery (not being perfumed Spirits)						25,350	24,233	23,594	26,143	30,614

* Separately recorded from April 1912.

† Figures prior to 1912-13 include "Pulp of Wood or other Materials."

Total Imports of Merchandise—continued.

ARTICLES.	QUANTITIES.					VALUE.				
	1908-9.	1909-10.	1910-11.	1911-12.	1912-13.	1908-9.	1909-10.	1910-11.	1911-12.	1912-13.
Pitch, Tar, and Dam-mer - Cwt.	291,444	267,806	293,007	281,863	304,278	\$ 75,219	\$ 70,722	\$ 77,382	\$ 75,633	\$ 88,344
Plants, Living, including Bulbs and Seeds for sowing -	—	—	—	—	—	2,163	2,446	4,370	2,999	3,984
Polishes:* Polishes and Compositions for application to Leather* -	—	—	—	—	—	—	—	—	—	40,964
Polishes and Compositions for application to Metals, &c.* -	—	—	—	—	—	—	—	—	—	23,496
Total Polishes -	—	—	—	—	—	—	—	—	—	64,360
Precious Stones and Pearls, unset -	—	—	—	—	—	344,116	537,348	523,221	596,741	721,579
Printing and Lithographing Machinery and Materials (excluding Paper): Printing and Lithographing Presses* -	—	—	—	—	—	71,922	59,520	59,777	57,578	48,541
Printing Type* - Cwt.	—	—	—	—	3,130	—	—	—	—	20,852
Other Materials* -	—	—	—	—	—	—	—	—	—	36,512
Total Printing and Lithographing Machinery and Materials -	—	—	—	—	—	71,922	59,520	59,777	57,578	105,905
Prints, Engravings, and Pictures:* Photographs and Picture Post-cards* -	—	—	—	—	—	—	—	—	—	5,370
Others* -	—	—	—	—	—	—	—	—	—	17,678
Total Prints, Engravings, and Pictures -	—	—	—	—	—	—	—	—	—	23,048
Provisions and Oilman's Stores: Bacon and Hams - Lb.	1,592,447	1,597,080	1,638,797	1,664,905	1,622,437	65,297	70,951	82,695	73,247	74,459
Biche de mer -	40,582	26,857	28,478	43,630	—	682	525	840	874	—
Biscuits and Cakes -	6,962,782	6,691,863	7,346,112	7,732,101	9,725,844	187,194	187,648	216,503	231,406	301,685
Butter (including Canned) -	269,883	308,744	282,953	307,431	313,649	20,112	22,875	20,692	22,458	23,534
Cheese (including Canned) -	1,311,056	1,344,718	1,323,432	1,214,431	1,408,991	48,496	49,836	50,302	49,634	57,096
Cocoa and Chocolate* -	—	—	—	—	492,948	—	—	—	—	34,875
Farinaceous Patent Foods - Cwt.	228,862	244,168	241,275	237,498	258,246	214,247	210,202	221,605	235,568	284,318
Ghi - Lb.	109,986	307,262	703,717	541,009	986,859	3,624	8,589	24,515	16,416	34,226
Jams and Jellies -	1,783,297	1,790,951	1,851,109	1,972,320	2,011,224	39,083	38,000	39,945	45,789	48,608
Lard -	461,076	450,104	349,916	449,177	567,118	8,169	8,135	6,791	7,951	10,044
Milk, condensed and preserved (including Milk Cream) -	8,218,919	9,198,428	9,855,791	11,276,077	12,819,910	151,444	170,781	176,581	215,661	245,760
Pickles, Chutnies, Sauces, and Condiments - Cwt.	16,296	18,178	17,034	17,156	8,072	37,644	40,185	39,705	39,547	26,591
Vinegar (excluding Bottled Vinegar)* -	—	—	—	—	3,358	—	—	—	—	2,683
Other sorts of Provisions: Canned and Bottled Provisions (not specified elsewhere) -	61,331	65,377	67,521	70,452	97,202	213,640	214,252	223,382	235,507	287,430
Others -	31,669	32,251	35,593	39,368	48,340	96,454	97,225	107,560	117,575	134,887
Total Provisions, &c. -	—	—	—	—	—	1,086,086	1,119,204	1,210,516	1,291,628	1,566,146
Railway Plant and Rolling-stock: Carriages and Wagons, and parts thereof -	—	—	—	—	—	2,623,322	1,532,271	1,002,428	915,962	1,584,432
Locomotive Engines and Tenders, and parts thereof -	—	—	—	—	—	918,931	585,424	493,859	531,529	602,644
Materials for Construction: Bridge-work* - Cwt.	—	—	—	—	418,199	—	—	—	—	259,306
Rails, Chairs, and Fish-plates of steel or iron	2,184,385	2,050,216	1,480,242	1,779,476	2,218,732	752,606	636,446	493,263	591,513	775,594
Sleepers and Keys of steel or iron -	490,857	441,025	638,193	471,365	1,614,652	152,769	124,281	189,468	148,180	534,814
Sleepers of wood -	443,608	1,466,537	1,059,718	1,242,268	1,110,964	97,128	302,144	249,552	294,453	242,572
Other kinds of Materials -	700,424	882,709	831,096	925,855	452,240	401,844	446,498	402,151	486,318	269,286
Total Railway Plant and Rolling-stock -	—	—	—	—	—	4,946,600	3,627,064	2,830,221	2,957,970	4,268,598
Rubber: Raw - Cwt.	7	0	0	0	10	22	0	0	1	113
Manufactures (except Apparel and Boots and Shoes) -	—	—	—	—	—	77,055	76,552	93,907	117,686	131,131
Total Rubber -	—	—	—	—	—	77,077	76,552	93,907	117,687	131,244
Salt - Tons	588,887	498,448	480,777	563,984	574,757	560,507	459,198	467,371	560,987	568,540
Seeds: Oil Seeds: Essential - Cwt.	8,236	12,829	16,156	15,848	13,030	12,212	17,714	17,986	16,625	15,473
Non-essential: Castor -	114	180	238	88	199	50	74	122	40	98
Copra or Coconut Kernel -	9,878	6,909	776	435	178	10,730	6,864	899	475	177
Cotton -	760	656	2,034	240	319	176	138	398	74	61
Groundnuts -	3,588	4,056	3,651	5,133	2,700	2,243	2,576	2,450	3,294	1,795

* Separately recorded from April 1912.

† Figures included with "Provisions, other sorts," from April 1912.

Total Imports of Merchandise—continued.

ARTICLES.	QUANTITIES.					VALUE.						
	1908-9.	1909-10.	1910-11.	1911-12.	1912-13.	1908-9.	1909-10.	1910-11.	1911-12.	1912-13.		
<i>Seeds—continued.</i>												
<i>Oil Seeds—continued.</i>												
<i>Non-essential—continued.</i>												
Linseed - - - - Cwt.	5,912	11,800	7,357	12,599	7,967	£ 2,871	£ 5,805	£ 4,934	£ 8,145	£ 4,572		
Mustard - - - - "	947	34	2	22	0	662	19	2	17	0		
Poppy - - - - "	3,336	1,978	2,343	4,044	978	1,988	1,070	1,358	2,839	615		
Rape - - - - "	49,351	2	1	28	17	29,989	2	0	12	8		
Sesamum (Til or Jinjili) - - "	28,827	9,895	2,017	4,938	7,177	17,864	5,765	1,292	3,186	4,588		
Tea - - - - "	235	377	566	498	234	3,180	4,795	4,501	4,501	2,520		
Others - - - - "	7,260	5,716	5,558	5,607	1,559	12,599	13,237	17,996	14,759	1,350		
Other than Oil Seeds* - - "	-	-	-	-	2,694	-	-	-	-	10,584		
Total Seeds - - - - "	117,944	53,927	40,699	49,418	37,087	92,645	56,444	52,227	53,467	41,841		
<i>Shells and Cowries:</i>												
Cowries - - - - Cwt.	16,414	19,811	20,683	12,919	20,185	4,874	5,246	5,544	3,549	5,705		
<i>Shells:</i>												
Shells (Chunks, Sankhli, large ornamental Shells, Cowras, Mother-of-Pearl Shells, and Oyster Shells) - - "	26,988	23,698	21,387	34,870	30,362	27,437	24,257	18,789	20,618	20,178		
Tortoise-Shell (including Nakhla or Nakh)- Lb.	21,426	23,492	20,737	22,258	16,525	4,075	4,365	4,581	4,565	5,223		
Total Shells and Cowries - - }	-	-	-	-	-	35,886	33,868	28,864	28,727	31,106		
Ships, parts of (including Launches and Boats) - - -	-	-	-	-	-	251,200	262,765	66,357	44,372	97,314		
Smokers' Requisites (excluding Tobacco)* - - - - -	-	-	-	-	-	-	-	-	-	45,077		
<i>Soap:</i>												
Household and Laundry Soap in bars or tablets* Cwt.	222,803	255,111	275,244	324,651	298,125	271,731	309,155	358,231	418,413	300,163		
Toilet Soap* - - - - "											37,102	145,986
Other sorts* - - - - "											15,390	
Total Soap - - - - "	222,803	255,111	275,244	324,651	350,617	271,731	309,155	358,231	418,413	476,138		
Specimens illustrative of Natural Science - - - - -	-	-	-	-	-	609	976	451	1,687	1,294		
<i>Spices:</i>												
Betelnuts - - - - Lb.	109,536,744	122,127,941	140,297,300	128,863,640	128,986,850	538,582	586,797	718,818	690,779	780,658		
Cardamoms - - - - "	291,577	229,429	270,926	184,108	134,465	19,293	14,408	17,599	10,947	9,588		
Cassia - - - - "	1,450	10,736	1,432	3,473	15,032	28	203	25	70	344		
Chillies - - - - "	36,396	60,112	33,724	5,940	14,460	264	650	284	48	114		
Cinnamon - - - - "	367	3,617	3,874	5,028	186	14	122	116	76	71		
Cloves - - - - "	7,249,531	8,427,646	7,419,936	10,001,109	7,854,416	166,106	161,247	150,317	215,983	173,082		
Ginger - - - - "	2,183,604	1,515,867	2,117,171	1,467,183	2,133,976	25,723	19,878	33,762	22,559	29,708		
Nutmegs - - - - "	1,155,343	849,093	1,017,799	940,385	1,109,424	21,891	16,406	20,700	13,327	21,167		
Pepper - - - - "	9,642,696	3,607,195	5,394,780	3,210,479	2,642,035	133,043	46,483	73,195	47,610	45,858		
Other sorts - - - - "	253,879	284,433	283,413	233,430	279,313	11,065	12,187	12,957	16,547	20,219		
Total Spices - - - - "	130,353,527	137,116,069	156,845,355	144,919,870	143,169,687	915,999	858,378	1,027,768	1,028,946	1,087,409		
Starch and Farina* - - Cwt.	-	-	-	-	96,972	-	-	-	-	71,858		
Stationery (excluding Paper) - - -	-	-	-	-	-	291,936	321,806	350,901	367,615	420,214		
Sticks and Whips - - - - -	-	-	-	-	-	10,869	9,793	10,904	10,966	10,129		
<i>Stone and Marble:</i>												
Stone and Marble - - - - Cwt.	246,059	270,904	215,880	179,098	216,165	29,918	27,028	24,333	24,276	24,741		
Articles of Stone and Marble* - - - - "	-	-	-	-	9,743	-	-	-	-	4,220		
Total Stone and Marble - - }	246,059	270,904	215,880	179,098	225,908	29,918	27,028	24,333	24,276	28,970		
<i>Sugar:</i>												
Sugar, 16 Dutch standard and above - - - - Cwt.	9,920,038	10,889,281	12,208,613	10,010,858	13,347,449	6,495,740	7,172,079	8,101,481	7,415,674	8,993,583		
Sugar, 15 Dutch standard and below - - - - "	743,245	246,803	330,532	131,174	124,419	444,064	146,770	193,394	80,000	70,276		
Molasses - - - - "	1,372,101	1,415,026	2,183,722	2,035,796	1,896,733	220,396	225,853	334,024	295,303	268,915		
Confectionery - - - - "	42,839	53,358	59,172	64,008	74,065	110,873	136,664	148,412	164,479	176,300		
Saccharin - - - - Lb.	18,025	24,126	37,687	22,460	44,516	3,152	4,071	6,611	4,107	10,080		
Total Sugar - - - - Cwt.	12,076,384	12,609,683	14,782,376	12,241,897	15,443,063	7,274,225	7,685,487	8,789,922	7,959,568	9,519,172		
Tallow and Stearine (including Grease and Animal Fat) - - }	45,345	41,303	42,569	68,027	64,105	84,789	71,520	79,933	117,304	126,887		
<i>Tea:</i>												
Black - - - - Lb.	2,930,906	2,495,196	3,116,401	3,560,533	3,442,292	88,734	74,560	88,468	102,031	106,493		
Green - - - - "	1,516,600	1,184,391	1,508,926	3,051,283	1,079,018	55,020	42,639	49,875	93,860	33,207		
Total Tea - - - - "	4,447,506	3,679,587	4,625,327	6,611,816	4,521,310	143,754	117,199	138,343	195,391	139,699		

* Separately recorded from April 1912.

Total Imports of Merchandise—continued.

ARTICLES.	QUANTITIES.					VALUE.				
	1908-9.	1909-10.	1910-11.	1911-12.	1912-13.	1908-9.	1909-10.	1910-11.	1911-12.	1912-13.
Tea Chests (entire or in sections):						£	£	£	£	£
Of iron or steel or other metal† - No.	—	—	—	—	50,579	16,112	39,722	46,789	10,732	4,683
Of wood† - " "	—	—	—	—	1,977,513	233,477	212,649	205,989	298,200	236,135
Total Tea Chests, } entire or in sections }	—	—	—	—	—	249,589	252,371	252,178	308,932	290,818
Telegraphs, Materials for construction and Accessories	—	—	—	—	—	8,708	8,018	2,163	149	8,519
Telephones, Materials for construction and Accessories*	—	—	—	—	—	—	—	—	—	20,641
Textiles:										
Cotton:										
Raw - Cwt.	125,487	93,994	45,291	482,795	548,071	853,534	223,880	128,509	1,390,963	1,482,572
Waste* - " "	—	—	—	—	3,680	—	—	—	—	4,887
Twist and Yarn:										
Mule and Water, Nos. 1 to 10 - Lb.	331,703	145,724	82,338	67,553	180,261	6,420	3,919	2,662	2,534	4,312
Mule and Water, Nos. 11 to 15 - " "	59,615	223,626	48,454	45,215	107,925	2,021	-6,470	2,485	2,198	4,090
Mule and Water, Nos. 16 to 20 - " "	742,966	382,116	74,775	79,459	816,349	24,346	13,063	3,333	3,958	32,880
Mule and Water, Nos. 21 to 25 - " "	81,370	65,817	38,230	24,773	405,776	3,032	3,005	2,110	1,246	15,660
Mule and Water, Nos. 26 to 30 - " "	2,117,907	3,066,480	1,358,949	2,907,786	2,546,148	86,782	121,569	67,747	135,490	113,238
Mule and Water, Nos. 31 to 40 - " "	9,599,637	10,034,616	6,745,145	9,796,510	10,665,213	457,342	447,392	357,124	486,954	515,922
Mule and Water, Nos. 41 to 50 - " "	2,303,684	2,076,371	2,065,656	2,355,843	2,585,040	130,878	108,681	128,168	139,608	148,319
Mule and Water, above No. 50 - " "	3,982,273	4,216,835	3,209,869	3,497,598	3,926,409	331,035	306,758	268,512	272,361	311,531
Orange, Red, and other colours, Nos. 1 to 20 - " "	1,347,975	889,381	567,933	707,092	1,204,017	71,123	45,417	31,417	37,538	61,572
Orange, Red, and other colours, Nos. 21 to 25 - " "	1,531,694	718,454	790,191	625,356	1,433,270	85,292	38,720	45,010	36,014	75,560
Orange, Red, and other colours, Nos. 26 to 30 - " "	1,135,258	836,693	702,117	857,481	908,899	52,617	87,042	35,176	41,836	44,742
Orange, Red, and other colours, Nos. 31 to 40 - " "	12,815,106	12,262,661	10,867,436	14,759,838	17,274,829	734,814	649,064	643,311	855,633	970,664
Orange, Red, and other colours, Nos. 41 to 50 - " "	1,086,194	437,813	532,246	526,313	998,890	76,782	28,806	38,758	39,737	73,164
Orange, Red, and other colours, above No. 50 - " "	1,208,127	894,810	819,029	751,343	1,258,132	129,912	90,300	87,871	75,545	130,549
Unspecified description of Twist and Yarn - " "	3,180,546	4,049,063	4,601,289	4,956,750	5,724,06	240,158	312,839	377,320	396,435	462,774
Total Twist and Yarn - " "	41,524,055	40,300,460	32,503,657	41,958,910	50,035,210	2,432,554	2,213,045	2,091,504	2,527,137	2,964,977
Manufactures:										
Blankets* - Lb.	—	—	—	—	15,371,084	—	—	—	—	543,814
Canvas - Yds.	272,473	288,438	296,695	387,968	401,575	8,762	8,149	10,860	14,589	15,346
Handkerchiefs and Shawls in the piece - No.	19,733,735	16,452,562	18,450,704	19,940,312	27,136,385	299,690	216,245	256,017	302,686	372,373
Hosiery - " "	—	—	—	—	—	423,007	466,153	601,302	617,153	611,305
Lace and Patent Net - Yds.	1,425,287	1,747,381	2,149,962	1,783,879	2,174,409	33,054	40,677	48,437	40,158	44,684
Piece Goods:										
Grey (unbleached):										
Chadars - " "	1,443,422	3,340,086	4,117,026	2,421,694	3,812,436	20,099	42,230	61,065	35,335	61,186
Dhutis, Saris, and Scarves - " "	462,354,708	604,311,371	523,062,700	575,385,475	724,088,530	4,532,519	5,758,450	5,484,613	6,205,159	8,100,005
Drills and Jeans - " "	17,688,363	19,097,062	17,256,095	19,358,986	28,766,817	224,249	245,396	245,576	283,431	431,161
Jaconets, including Madapolams, Mulls, and Cambrics - " "	100,337,647	115,478,310	117,230,192	116,859,679	141,999,591	935,943	1,026,454	1,065,055	1,150,851	1,407,568
Longcloth and Shirts - " "	451,600,115	483,539,836	463,515,032	493,892,237	622,133,726	4,331,930	4,508,456	4,887,044	5,302,468	6,596,875
Printers - " "	151,555	218,705	78,440	210,307	433,231	1,223	1,525	465	1,889	3,444
Sheetings - " "	175,415	649,687	84,071	4,110,878	1,739,952	2,259	8,528	1,396	49,431	28,516
T-Cloth and Domestic - " "	6,815,355	8,553,816	3,690,563	4,627,249	10,268,437	55,517	63,533	29,887	41,171	87,114
Unspecified descriptions - " "	1,719,606	1,641,692	1,046,964	1,985,034	1,886,775	23,672	23,954	19,605	33,660	31,217
Total Grey (unbleached) - " "	1,042,286,186	1,236,831,085	1,130,041,083	1,218,351,830	1,586,129,648	10,127,411	11,678,576	11,794,706	13,103,395	16,742,086
White (bleached):										
Chadars - " "	688,986	454,390	1,198,861	1,243,714	1,846,541	7,376	5,044	18,980	14,391	22,063
Checks, Spots, and Stripes - " "	8,617,546	9,491,634	12,643,176	11,741,164	13,087,369	93,560	103,759	156,920	150,807	165,358
Dhutis, Saris, and Scarves - " "	51,728,790	57,188,506	55,316,309	62,648,993	73,391,622	567,139	587,936	650,155	728,397	919,179
Drills and Jeans - " "	3,735,530	3,656,904	4,886,527	7,506,742	7,200,836	67,482	62,430	99,953	147,854	138,793
Jaconets, Madapolams, Mulls, Cambrics, and Muslins - " "	151,654,125	141,976,238	190,740,031	173,958,536	226,242,752	1,738,360	1,530,482	2,150,520	2,108,774	2,792,125
Longcloth and Shirts - " "	106,269,831	94,304,162	100,112,056	155,960,930	179,893,836	1,286,919	1,166,666	1,272,736	1,997,305	2,333,630
Nainsooks - " "	135,207,971	166,326,948	198,264,752	191,946,454	235,869,765	1,171,404	1,421,324	1,700,584	1,824,165	2,225,797
Sheetings - " "	230,000	157,336	291,940	205,148	205,138	5,881	5,921	7,203	8,798	7,282

* Separately recorded from April 1912.

† Number stated from April 1912.

Total Imports of Merchandise—concluded.

ARTICLES.	QUANTITIES.					VALUE.				
	1908-9.	1909-10.	1910-11.	1911-12.	1912-13.	1908-9.	1909-10.	1910-11.	1911-12.	1912-13.
Textiles—continued.										
Silk—continued.										
Manufactures:						£	£	£	£	£
Goods of Silk mixed with other materials Yds.	5,094,951	4,567,594	7,545,409	4,940,102	7,260,538	267,061	232,351	371,779	259,724	389,146
Piece Goods - - - - -	19,725,838	21,663,738	24,826,482	26,495,995	29,826,229	970,339	1,024,475	1,192,859	1,220,363	1,357,449
Thread for sewing - Lb.	1,937	1,652	3,370	2,766	4,969	914	938	1,455	1,286	1,874
Other sorts - - - - -	15,767	72,223	24,927	38,746	65,263	4,759	8,485	6,096	8,771	14,003
Total Silk Manufactures (including Yarn) - - -						1,520,915	1,511,285	1,843,082	1,769,062	2,035,401
Wool:										
Raw - - - - - Lb.	2,557,913	2,587,395	3,140,235	2,799,527	3,735,903	52,982	72,208	107,398	92,696	134,990
Yarn and Knitting Wool - - - - -	757,730	627,175	911,629	888,891	948,350	103,698	84,910	137,729	123,619	133,511
Manufactures:										
Braids - - - - -	125,031	142,277	129,766	111,290	99,745	14,710	16,253	16,379	14,252	12,999
Carpets and Rugs - - -	1,455,159	1,255,463	1,120,481	1,165,410	1,476,402	110,921	97,466	87,495	94,002	111,246
Hosiery - - - - -	331,569	371,095	375,437	444,009	471,965	64,664	67,293	67,096	87,952	80,509
Piece Goods - - - - - Yds.	19,788,721	15,849,751	24,319,524	24,046,095	20,558,218	1,247,197	931,356	1,442,610	1,539,403	1,295,119
Shawls - - - - - No.	2,030,081	849,555	1,190,357	2,033,271	2,163,931	352,530	136,486	199,960	344,210	324,985
Other sorts - - - - - Lb.	854,866	945,572	1,070,325	1,087,934	1,398,323	46,901	53,643	61,856	68,122	80,593
Total Wool Manufactures (including Yarn)						1,940,621	1,387,407	2,013,125	2,271,560	2,030,022
Total Textile Raw Materials - - - - -						1,114,684	979,638	839,966	2,222,393	2,813,609
Total Yarns and Textile Fabrics - - - - -						29,782,373	30,032,457	34,919,393	38,444,179	45,917,659
Tobacco:										
Unmanufactured - Lb.	1,212,640	2,703,254	251,372	157,259	286,801	42,972	77,749	15,773	11,865	16,199
Manufactured:										
Cigars - - - - -	108,488	105,601	60,735	75,581	72,800	24,651	25,675	18,079	22,566	21,236
Cigarettes - - - - -	2,995,692	3,083,746	1,113,005	1,414,830	1,450,773	385,278	433,238	242,776	339,843	352,189
Other sorts - - - - -	1,240,543	1,436,055	377,958	557,193	541,744	76,557	95,490	50,984	70,591	72,922
Total Tobacco - - - - -	5,557,363	7,328,656	1,803,070	2,204,863	2,352,118	529,458	632,152	327,612	444,865	462,596
Toilet Requisites not specified elsewhere)* - - - - -										126,230
Toys and Requisites for Games and Sports, including Fishing Tackle:										
Toys* - - - - -										161,241
Requisites for Games and Sports (excluding Firearms, &c.)* - - - - -						208,807	231,042	258,085	271,363	39,636
Playing Cards* - - - - -										78,490
Other sorts* - - - - -										
Total Toys and Requisites for Games and Sports - - - - -						208,807	231,042	258,085	271,363	279,417
Umbrellas and Umbrella Fittings:										
Umbrellas, complete, including Parasols and Sunshades - - - - - No.	1,735,678	1,149,249	1,250,462	1,382,459	1,556,490	119,173	75,052	82,899	101,333	117,372
Umbrella Fittings - - - - -						128,521	135,517	184,688	171,713	175,777
Total Umbrellas and Umbrella Fittings - - - - -						247,694	210,569	267,587	273,046	293,149
Wax of all kinds, other than Paraffin Wax (excluding Candles) - - - - - Cwt.	562	649	508	680	3,355	1,835	1,919	1,193	1,622	8,330
Wood and Timber:										
Timber other than Railway Sleepers:										
Deal and Pine Wood* - - - - - Cub. Tons					18,012					74,643
Jarrah Wood* - - - - -					5,861					33,712
Teak Wood - - - - -	49,965	44,493	54,291	41,308	25,538	318,633	273,141	321,515	255,804	191,715
Other Timber - - - - -	42,400	44,686	52,584	51,065	24,191	163,661	166,835	205,585	205,620	84,579
Total Timber, other than Railway Sleepers - - - - -	92,365	89,179	106,825	92,373	76,602	482,294	439,976	527,100	461,424	384,649
Wood:										
Firewood - - - - - Tons	1,409	1,393	1,063	1,307	732	994	865	1,137	1,262	657
Ornamental Wood:										
Ebony - - - - -						228	0	39	2	19
Sandal - - - - -						5,406	6,212	6,576	8,126	11,707
Other kinds - - - - -						2,664	678	1,453	1,144	1,366
Total Ornamental Wood						8,296	6,890	8,068	9,272	13,112
Manufactures of Wood other than Furniture and Cabinet Ware - - - - -						43,020	57,569	53,100	52,370	48,644
Total Wood and Timber						534,604	505,900	589,405	524,828	447,092
Articles imported by Post						808,506	753,199	883,005	1,187,081	1,254,240
All other Articles of Merchandise:										
Unmanufactured - - - - -						24,346	20,676	24,380	24,805	23,832
Manufactured - - - - -						395,447	452,695	502,557	548,468	183,649
GRAND TOTAL						80,849,618	78,040,286	86,236,011	92,388,255	107,327,025

* Separately recorded from April 1912.

TOTAL EXPORTS OF ARTICLES OF FOREIGN MERCHANDISE (RE-EXPORTS).

ARTICLES.	QUANTITIES.					VALUE.				
	1908-9.	1909-10.	1910-11.	1911-12.	1912-13.	1908-9.	1909-10.	1910-11.	1911-12.	1912-13.
Animals, Living :										
Horses - - - - - No.	11	61	83	108	71	£	£	£	£	£
Other kinds - - - - - "	27	12	38	18	86	1,280	4,578	4,890	7,122	5,727
Total Animals, Living - - - - - "	38	73	121	121	157	1,437	4,655	5,330	7,240	6,511
Apparel (including Drapery, Uniforms, Accoutrements, but excluding Hosiery and Boots and Shoes) - - - - -						97,941	103,166	123,273	146,258	77,416
Arms, Ammunition, and Military stores :										
Fire-arms and parts thereof - - - - -						5,145	5,084	6,418	6,239	6,188
Gunpowder - - - - - Lb.	450	1,250	20	0	15	11	36	1	0	2
Dynamite, and all other explosives - - - - - Cwt.	2	1	4	19	1	18	7	36	179	5
Other sorts - - - - -						2,052	674	621	1,112	469
Total Arms, Ammunition, and Military Stores - - - - -						7,226	5,751	7,076	7,530	6,664
Art. Works of (other than Pictures) - - - - -						6,377	6,043	6,078	8,138	4,709
Books, printed, and printed matter (not being Stationery), including										
Maps and Charts - - - - - Cwt.	1,783	1,403	1,633	1,501	1,616	18,052	15,758	15,891	16,715	17,861
Boots and Shoes - - - - - Pairs	10,168	9,825	8,761	12,678	26,048	2,265	2,349	1,807	2,204	6,037
Building and Engineering Materials, other than of iron, steel, or wood - - - - -						1,048	996	800	2,230	2,804
Candles of all kinds - - - - - Lb.	112,456	43,088	89,201	85,762	71,895	2,583	978	1,906	1,752	1,454
Canes and Rattans - - - - - Cwt.	656	156	490	667	628	859	284	668	577	602
Carriages and Carts (excluding Railway Carriages), and parts thereof - - - - -						43,897	30,713	35,645	54,042	61,554
Chemicals and Chemical Preparations (excluding Chemical Manures and Medicines) :										
Aluminous Sulphates (including Alum) - - - - - Cwt.	2,248	2,887	2,242	2,543	2,714	754	999	790	948	959
Ammonia and Salts thereof - - - - - "	843	1,348	1,587	811	1,215	1,755	2,808	3,205	1,734	2,609
Arsenic and its Oxides - - - - - "	20	27	45	28	33	38	31	72	70	46
Sulphuric Acid - - - - - "	78	50	124	92	4,102	72	43	127	91	2,001
Other sorts - - - - -						3,260	2,822	3,203	3,630	4,528
Total Chemicals - - - - -						5,883	6,698	7,547	6,478	10,143
Chinese and Japanese-ware (including Lacquered-ware, but excluding Earthenware and Porcelain) - - - - -						3,928	3,783	2,467	2,542	5,633
Clocks and Watches and parts thereof :										
Clocks and Watches - - - - - No.	6,216	1,967	2,212	7,625	5,614	4,985	2,266	1,442	7,899	3,414
Parts of Clocks and Watches* - - - - -										102
Coal, Coke, and Patent Fuel - - - - - Tons	35	0	9	212	267	45	0	20	340	285
Coffee - - - - - Cwt.	1,273	1,053	981	1,277	1,178	3,123	2,546	2,882	3,652	4,528
Coral - - - - - Lb.	2,688	4,893	6,744	5,728	1,993	3,354	2,911	6,206	2,443	2,645
Cordage and Rope of vegetable fibre (excluding Jute and Cotton) - - - - - Cwt.	242	417	322	463	620	657	972	978	1,542	1,924
Cutlery* - - - - -										20,819
Drugs and Medicines (excluding Chemicals and Narcotics) :										
Asafetida - - - - - Cwt.	531	1,259	2,677	1,406	2,240	1,267	3,514	12,749	4,221	9,336
Camphor - - - - - Lb.	46,135	41,663	19,067	42,750	15,439	5,248	3,451	1,988	3,901	1,446
Cassia Lignea - - - - - Cwt.	3,934	4,587	6,583	4,069	3,296	6,746	9,470	13,645	8,523	6,611
Quinine and its Alkaloids Lb.	313	339	331	3,154	436	237	280	223	1,351	201
Other sorts of Drugs and Medicines - - - - -						9,491	11,588	16,832	21,184	15,762
Total Drugs and Medicines - - - - -						22,992	23,913	45,117	39,275	33,356
Dyeing and Tanning Substances :										
Cochineal - - - - - Cwt.	205	159	170	99	93	1,953	1,148	1,089	535	711
Cutch and Gambier - - - - -	197	295	463	189	320	296	458	712	383	608
Dyes obtained from Coal Tar - - - - -						259	932	186	425	1,029
Alizarine - - - - - Lb.	6,636	32,090	3,184	10,174	14,324	4,081	6,082	9,860	9,793	8,278
Aniline - - - - - "	51,060	82,962	148,189	148,662	125,920	406				11
Others* - - - - - "	2,435	2,827	4,828	11,249	8,025	1,796	1,655	2,357	3,504	2,181
Saffron - - - - -	2,079	1,612	2,540	2,061	1,683	4,941	4,419	6,297	6,658	6,191
Other sorts - - - - - Cwt.										
Total Dyeing and Tanning Substances - - - - -						13,278	14,694	20,501	21,208	19,009

* Separately recorded from April 1912.

Total Exports of Articles of Foreign Merchandise (Re-exports)—continued.

ARTICLES.	QUANTITIES.					VALUE.				
	1908-9.	1909-10.	1910-11.	1911-12.	1912-13.	1908-9.	1909-10.	1910-11.	1911-12.	1912-13.
Earthenware and Porcelain (excluding Pipes of Earthen- ware)	—	—	—	—	—	£ 15,924	£ 12,900	£ 15,900	£ 23,063	£ 20,047
Electroplated-ware*	—	—	—	—	—	556	369	482	551	4,365
Fireworks	—	—	—	—	—	—	—	—	—	680
Fish (excluding canned Fish):										
Fish, dry, unsalted - Cwt.	702	2,222	1,542	580	310	600	1,683	1,587	411	277
" salted - "	341	275	164	300	123	248	220	105	200	137
Fishmaws and Shark- fins - "	7,870	4,899	4,804	6,468	7,726	54,148	36,213	41,038	53,978	64,684
Total Fish - "	8,913	7,396	6,510	7,298	8,159	54,996	38,116	42,730	54,589	65,098
Fruits and Vegetables:										
Fresh Fruits and Vege- tables	—	—	—	—	—	16	14	11	0	44
Fruits, and Vegetables—dried, salted, or preserved:										
Dates - Cwt.	58,974	60,251	38,715	37,290	32,532	23,423	24,968	18,401	19,046	15,827
Other sorts - "	30,032	26,575	42,173	53,850	47,843	37,482	37,724	64,193	101,634	76,959
Total Fruits and Vegetables	—	—	—	—	—	60,921	62,706	82,605	120,730	92,830
Furniture and Cabinetware	—	—	—	—	—	10,141	6,525	8,004	7,217	9,125
Glass and Glass-ware:										
Beads and false Pearls - Cwt.	294	297	357	474	578	1,571	1,520	1,794	2,777	3,590
Bottles - Gross	249	148	122	137	1,448	436	244	152	217	1,184
Sheet and Plate - Sup. feet	36,840	49,035	66,320	56,276	58,765	444	639	686	773	830
Other glass-ware - "	—	—	—	—	—	15,060	15,907	21,537	22,121	27,122
Total Glass and Glass-ware	—	—	—	—	—	17,511	18,310	24,169	25,888	32,726
Grain, Pulse, and Flour:										
Rice not in the husk - Cwt.	20,651	13,925	20,645	6,050	647	10,862	6,330	9,907	2,966	381
Other sorts - "	1,878	250	198	0	32	776	101	76	0	10
Total Grain and Pulse "	22,529	14,175	20,843	6,050	679	11,638	6,431	9,983	2,966	371
Gums and Resins:										
Arabic - Cwt.	1,119	788	2,410	9,015	18,634	1,590	967	3,162	14,604	25,749
Benjamin - "	1,023	930	966	1,201	1,056	2,085	1,919	2,319	3,132	2,812
Olibanum or Frank- incense - "	28,487	26,221	39,941	29,311	33,975	34,218	32,145	54,030	42,750	48,181
Rosin - "	1,071	887	683	900	1,253	534	438	369	533	907
Other sorts - "	8,810	9,796	8,261	3,410	2,839	8,498	10,639	10,955	4,241	3,518
Total Gums and Resins "	40,510	38,622	52,261	43,837	57,807	46,925	46,158	70,835	65,310	81,165
Hardware (excluding Cutlery and Electroplated-ware)	—	—	—	—	—	69,907	72,844	97,023	107,168	91,464
Horns, tips and pieces of Horn, and Hornmeal - Cwt.	213	196	570	106	69	7,740	7,228	5,767	3,433	1,988
Instruments, Apparatus, and Appliances, and parts there- of:										
Electrical*	—	—	—	—	—	—	—	—	—	6,435
Musical:										
Talking Machines and Ac- cessories*	—	—	—	—	—	—	—	—	—	15,243
Other sorts*	—	—	—	—	—	31,726	30,934	14,151	16,709	5,116
Optical*	—	—	—	—	—	—	—	—	—	244
Photographic	—	—	—	—	—	1,884	2,022	1,520	1,630	2,477
Other kinds	—	—	—	—	—	18,447	13,881	15,106	13,683	11,682
Total Instruments, Apparatus, and Appli- ances, and parts thereof -	—	—	—	—	—	52,057	46,837	30,777	32,072	41,177
Ivory:										
Unmanufactured - Lb.	78,293	95,076	75,519	45,669	40,569	27,635	36,551	30,649	19,933	16,001
Manufactured - "	—	—	—	—	—	201	72	11	45	83
Total Ivory	—	—	—	—	—	27,836	36,623	30,660	20,028	16,084
Jewellery (excluding imitation Jewellery and Precious Stones and Pearls, unset), also Plate of Gold and Silver:										
Jewellery -	—	—	—	—	—	35,652	41,506	38,167	11,896	32,163
Plate of Gold and Silver	—	—	—	—	—	9,792	8,051	12,931	15,263	14,006
Total Jewellery, also Plate of Gold and Silver -	—	—	—	—	—	45,444	49,557	51,098	27,159	46,169
Leather:										
Hides and Skins, { Cwt. Tanned or Dressed - } = No.	30 780	1 238	12 3,272	1 140	3 978	120	55	488	29	100
Unwrought - Cwt.	43	56	80	81	74	550	761	1,180	1,230	1,033
Manufactures (excluding Boots and Shoes) -	—	—	—	—	—	3,292	2,677	3,881	4,656	3,375
Total Leather	—	—	—	—	—	3,962	3,493	5,499	5,915	4,508

* Separately recorded from April 1912.

Total Exports of Articles of Foreign Merchandise (Re-exports)—continued.

ARTICLES.	QUANTITIES.					VALUE.				
	1908-9.	1909-10.	1910-11.	1911-12.	1912-13.	1908-9.	1909-10.	1910-11.	1911-12.	1912-13.
Liquors:										
Ale, Beer, and Porter - Gals.	14,864	1,278	2,772	4,899	4,186	£ 1,059	£ 264	£ 435	£ 553	£ 503
Cider and other fermented Liquors - "	73	31	28	98	11	16	11	7	20	6
Spirit:										
Brandy - - - - - "	719	335	784	553	341	855	394	551	489	338
Whisky - - - - - "	1,266	1,969	1,612	2,477	2,420	680	953	891	1,333	1,299
Other sorts of Spirit - - - - - "	536	439	2,067	521	937	313	270	595	443	583
Total Spirit - - - - - "	2,521	2,743	4,463	3,551	3,698	1,353	1,617	2,037	2,265	2,220
Wines:										
Champagne and other Sparkling Wines - - - - - "	43	372	122	185	203	77	669	221	383	391
Port and other Still Red Wines - - - - - "	227	311	188	208	193	174	196	156	186	149
Sherry and other Still White Wines - - - - - "	43	316	160	69	114	32	198	94	59	109
Other sorts, including Vermouth and Ginger Wines - - - - - "	430	1,201	871	959	899	239	350	473	634	542
Total Wines - - - - - "	743	2,200	1,341	1,421	1,409	522	1,413	944	1,162	1,191
TOTAL LIQUORS - - - - - "	18,201	6,252	8,604	9,969	9,904	2,950	3,305	3,423	4,009	3,920
Machinery and Millwork:										
Prime Movers (other than Electrical):										
Locomotives (excluding those for Railways) - - - - - "	—	—	—	—	—	0	0	53	0	347
Others - - - - - "	—	—	—	—	—	2,823	3,300	3,208	5,189	8,097
Electrical Machinery of all kinds* - - - - - "	—	—	—	—	—	—	—	—	—	8,495
Other sorts of Machinery - - - - - "	—	—	—	—	—	26,483	23,325	27,483	36,945	86,187
Total Machinery and Millwork - - - - - }	—	—	—	—	—	29,306	26,625	30,744	42,134	53,126
Matches† - Gross of boxes	—	—	—	—	20,674	2,033	2,724	2,698	2,567	1,406
Mats and Matting - Sq. yds.	31,173	43,311	87,526	156,634	185,207	929	1,349	2,359	5,429	6,646
Metals and Ores:										
Brass, Bronze, and similar Amalgams, Wrought - - - - - Cwt.	282	222	430	327	419	1,801	1,038	1,855	1,770	2,333
Copper:										
Unwrought:										
Tiles, Ingots, Cakes, and Bricks - - - - - "	31	146	1	1	0	275	108	4	1	0
Wrought:										
Mixed or Yellow Metal, for sheathing - - - - - "	601	787	655	723	278	2,192	2,703	2,073	2,478	969
Sheets and other Manufactures - - - - - "	4,296	4,348	8,423	9,682	3,599	18,042	17,261	32,054	40,142	13,661
Total Copper - - - - - "	4,928	5,281	9,079	10,406	3,877	20,509	20,072	34,131	42,621	14,930
Iron or Steel:										
Wrought:										
Anchors and Cables - Tons	37	24	28	54	57	484	363	420	899	946
Angle, Bolt, and Rod - - - - - "	18	23	28	50	70	145	212	262	423	630
Bars and Channel - - - - - "	1,049	896	956	1,209	1,151	9,886	7,981	9,344	11,474	11,654
Hoops and Strips - - - - - "	38	56	40	50	294	362	524	322	451	2,237
Nails, Screws, Rivets, and Washers - - - - - "	119	109	143	136	238	1,783	1,627	2,173	2,262	3,556
Old, for re-manufacture - - - - - "	11,182	15,357	22,340	15,187	13,719	29,828	36,762	51,557	34,906	31,964
Pipes and Tubes† - - - - - "	149	172	—	—	—	2,044	1,804	—	—	—
Pipes and Fittings, Cast‡ - - - - - "	—	—	161	144	151	—	—	1,760	1,751	2,624
Sheets and Plates:										
Galvanised - - - - - "	47	68	175	117	77	720	938	2,431	1,490	965
Tinned - - - - - "	153	119	137	197	207	2,492	1,873	2,231	3,517	3,820
Not Galvanised or Tinned - - - - - "	39	49	83	114	209	456	597	1,000	1,504	2,931
Tubes and Fittings, Wrought§ - - - - - "	—	—	6	4	4	—	—	196	96	158
Wire - - - - - "	68	66	79	121	60	1,212	1,102	1,347	2,141	1,143
Other Manufactures of Iron or Steel - - - - - "	208	253	377	941	342	2,885	3,268	4,438	5,672	3,733
Total Iron or Steel - - - - - "	18,102	17,192	24,553	18,324	16,579	52,250	59,056	77,531	66,586	66,461
Lead:										
Unwrought:										
Ore - - - - - Tons	5	7	15	14	9	87	142	261	262	141
Pig - - - - - Cwt.	2,064	2,408	1,910	1,951	831	1,735	1,952	1,512	1,636	873
Other sorts - - - - - "	0	0	0	58	190	0	0	0	26	90
Wrought, all sorts - - - - - "	118	99	29	226	2,443	186	82	41	115	3,233
Total Lead (excluding Ore) - - - - - }	2,182	2,507	1,939	2,235	3,514	1,921	2,034	1,553	1,777	4,196
Quicksilver - - - - - Lb.	1,686	5,384	4,634	4,897	5,124	216	636	533	583	604

* Separately recorded from April 1912. † Quantity stated from April 1912. ‡ Separately recorded from April 1910. § Separately recorded from April 1912.

Total Exports of Articles of Foreign Merchandise (Re-exports)—continued.

ARTICLES.	QUANTITIES.					VALUE.				
	1908-9.	1909-10.	1910-11.	1911-12.	1912-13.	1908-9.	1909-10.	1910-11.	1911-12.	1912-13.
Metals and Ores—continued.										
Tin:						£	£	£	£	£
Unwrought (Blocks, Ingots, Bars, and Slabs) - Cwt.	3,205	4,343	2,082	2,181	2,542	10,209	11,971	16,263	19,649	20,781
Zinc or Spelter:										
Unwrought - "	14	45	48	44	0	21	43	73	72	0
Wrought or Manufactured - "	369	113	578	213	580	435	135	588	289	711
Other sorts - "	0	9	229	2	833	0	16	84	20	474
Total Zinc or Spelter - "	383	167	855	259	1,413	456	194	745	381	1,185
Metals, unenumerated - "	412	370	853	4,977	5,371	2,460	2,493	5,166	18,349	22,404
Total Metals and Ores - "	18,673	17,846	25,332	19,359	17,447	89,909	97,036	138,038	151,928	183,085
Oils:										
Animal:										
Essential - Gals.	1,245	180	2,002	3,253	240	62	7	160	103	40
Mineral:										
Kerosene - "	152,636	40,021	128,071	33,614	49,475	5,451	1,456	4,441	1,229	1,868
Other kinds - "	54,059	28,636	67,464	80,751	129,405	2,518	2,578	4,151	3,997	4,615
Vegetable, non-essential:										
Linseed - "	2,223	3,137	4,672	5,740	4,660	284	398	692	872	758
Other sorts - "	409	194	294	648	552	53	24	26	78	71
Total Oils - "	210,812	72,337	202,911	124,141	184,426	8,710	4,673	9,917	6,614	7,482
Oil-Cloth and Floor-Cloth - Sq. yds.	14,072	10,830	12,003	10,846	18,328	1,557	651	821	793	1,273
Paints and Colours - Cwt.	2,319	3,637	2,927	4,262	2,738	4,099	4,171	4,852	12,802	5,452
Paper and Pasteboard:										
Paper:										
Printing Paper - Cwt.	181	420	361	171	206	266	487	458	176	233
Writing Paper and Envelopes - "	—	—	—	—	—	1,412	1,449	2,137	1,352	2,119
Other kinds of Paper (including Paper Manufactures) - Cwt.	3,970	4,478	4,996	5,271	15,621	2,296	2,642	2,548	2,824	6,042
Pasteboard, Millboard, and Cardboard of all kinds - "	56	138	258	118	128	32	96	237	72	86
Total Paper and Pasteboard - "	—	—	—	—	—	4,006	4,674	5,380	4,424	8,480
Perfumery (not being Perfumed Spirits)	—	—	—	—	—	2,672	3,732	2,982	3,700	3,843
Pitch, Tar, and Dammer - Cwt.	897	756	1,587	937	1,042	283	256	502	350	413
Precious Stones and Pearls, unset - "	—	—	—	—	—	11,802	6,167	13,427	11,813	29,998
Printing and Lithographing Machinery and Materials (excluding Paper) - "	—	—	—	—	—	1,458	718	1,375	1,779	2,005
Prints, Engravings, and Pictures* - "	—	—	—	—	—	—	—	—	—	5,222
Provisions and Oilman's Stores (excluding Fish, and Fruits and Vegetables) - Cwt.	2,603	6,746	4,582	4,712	5,602	6,274	12,276	10,514	11,466	13,566
Railway Plant and Rolling-stock - "	—	—	—	—	—	73	612	2,509	901	5,475
Rubber:										
Raw - Cwt.	0	2	4	0	0	0	12	4	0	5
Manufactures - "	—	—	—	—	—	2,790	8,725	5,276	9,835	6,328
Salt - Tons	3	202	101	3	0	15	222	110	41	3
Seeds - Cwt.	40,334	905	505	204	1,206	26,908	668	1,229	370	839
Shells and Cowries - "	—	—	—	—	—	13,156	19,929	16,942	21,551	14,754
Ships, parts of (including Launches and Boats) - "	—	—	—	—	—	381	3,602	1,880	1,612	2,106
Soap - Cwt.	3,220	5,357	5,555	4,918	4,670	3,729	4,371	4,786	4,561	4,983
Specimens illustrative of Natural Science - "	—	—	—	—	—	607	82	132	313	180
Spices:										
Betelnuts - Lb.	13,148	6,272	28,532	6,216	37,162	104	61	214	85	399
Cardamoms - "	5,853	1,132	280	1,930	2,488	404	73	17	132	174
Cloves - "	905,097	1,044,154	718,398	1,198,950	474,551	20,760	19,529	13,128	27,682	9,167
Ginger - "	478	308	212,977	70,336	14,770	7	4	2,917	914	238
Nutmegs - "	18,457	23,205	41,583	38,232	27,159	450	512	911	868	652
Pepper - "	82,101	43,108	34,951	11,651	7,088	1,532	740	502	207	134
Other sorts - "	3,237	27,050	6,810	3,490	3,794	127	532	307	137	179
Total Spices - "	1,028,371	1,145,229	1,043,531	1,330,805	567,012	23,384	21,451	17,966	30,025	10,945
Stationery (excluding Paper) - Stone and Marble - Cwt.	296	225	178	295	262	8,586	8,440	9,564	9,044	9,083
						192	238	288	310	297
Sugar:										
16 Dutch standard and above† - "	120,958	165,854	320,235	1,776,471	195,948	78,232	110,384	216,071	1,154,803	141,632
15 Dutch standard and below* - "	—	—	—	—	3,637	—	—	—	—	1,753
Confectionery* - "	—	—	—	—	580	—	—	—	—	1,267
Total Sugar - "	120,958	165,854	320,235	1,776,471	200,160	78,232	110,384	216,071	1,154,803	144,652

* Separately recorded from April 1912.

† Includes Confectionery prior to 1912-13.

Total Exports of Articles of Foreign Merchandise (Re-Exports)—continued.

ARTICLES.	QUANTITIES.					VALUE.				
	1908-9.	1909-10.	1910-11.	1911-12.	1912-13.	1908-9.	1909-10.	1910-11.	1911-12.	1912-13.
Tea										
Black - - - - Lb.	788,922	463,190	657,438	428,993	555,320	£ 38,756	£ 22,873	£ 29,576	£ 17,483	£ 25,498
Green - - - - "	45,074	24,188	9,868	12,309	5,452	2,246	1,403	452	561	302
Total Tea - - - "	833,996	487,378	667,306	441,302	560,772	38,002	24,081	30,028	18,044	25,800
Textiles:										
Cotton:										
Raw - - - - Cwt.	95	195	0	839	20	286	922	0	2,157	39
Twist and Yarn - - Lb.	672,863	1,084,118	969,390	830,889	781,745	87,715	59,990	55,909	43,282	46,750
Manufactures:										
Canvas - - - - Yds.	6,538	10,507	8,502	9,249	10,591	225	452	269	437	257
Handkerchiefs and Shawls in the piece - No.	924,850	636,778	504,255	668,125	491,569	16,572	12,906	6,050	9,008	8,001
Hosiery - - - - Yds.	132,978	35,396	87,394	40,346	38,589	8,488	10,054	19,747	19,008	20,706
Lace and Patent Net - Yds.	—	—	—	—	—	1,868	685	1,081	737	471
Piece goods:										
Grey (unbleached) - Yds.	5,340,947	4,619,546	5,539,820	4,089,038	4,982,460	56,064	53,309	62,777	49,377	60,805
White (bleached) - "	8,012,212	8,038,473	10,189,517	10,262,949	9,494,825	89,733	90,959	120,805	129,568	119,742
Coloured, printed, or dyed - "	35,974,117	39,073,125	52,390,640	61,164,337	52,735,576	581,091	569,181	788,227	950,928	823,063
Fents of all descriptions* - "	—	—	—	—	96,409	—	—	—	—	916
Total Piece-goods - "	49,327,276	51,731,144	68,119,977	75,516,324	67,309,270	676,888	713,449	971,809	1,123,873	1,004,526
Rope* - - - - Lb.	—	—	—	—	448	—	—	—	—	15
Thread, sewing - - "	76,315	90,235	136,639	128,457	125,340	5,914	7,354	11,951	11,498	10,645
Other sorts of manufacture - - "	125,687	96,098	104,665	149,789	214,586	3,824	3,613	4,206	5,949	7,102
Total Cotton Manufactures (including twist and yarn) - - - }	—	—	—	—	—	751,444	808,503	1,070,972	1,223,787	1,093,473
Flax:										
Manufactures:										
Canvas - - - - Yds.	8,815	17,992	10,188	5,527	13,271	479	1,005	520	323	702
Piece goods - - - "	3,291	6,325	18,277	8,372	1,021	120	274	317	195	52
Other sorts (including bags and sacks) - Lb.	18,614	13,341	15,343	55,046	38,756	1,220	991	1,166	4,024	3,279
Total Flax Manufactures - - - }	—	—	—	—	—	1,819	2,270	2,003	4,542	4,033
Haberdashery and Millinery*	—	—	—	—	—	—	—	—	—	73,685
Hemp Manufactures (excluding cordage) - - - }	—	—	—	—	—	114	259	336	343	369
Jute Manufactures - - - }	—	—	—	—	—	311	115	271	84	713
Silk:										
Raw - - - - Lb.	74,135	72,617	70,280	17,014	56,155	7,912	12,078	7,851	5,929	8,350
Silk yarn, noils and warps* - - - "	—	—	—	—	4,726	—	—	—	—	1,021
Manufactures:										
Goods of Silk mixed with other materials - Yds.	25,579	30,410	20,125	27,851	65,437	1,112	1,454	1,857	2,184	3,753
Silk Piece goods - - Yds.	543,523	566,936	654,508	754,047	896,331	25,838	28,075	34,442	42,257	49,815
Thread for sewing - Lb.	53	24	131	45	0	27	8	25	27	0
Other sorts - - - - "	3,867	1,348	3,551	3,775	709	1,052	324	1,042	914	294
Total Silk Manufactures (including Yarns) - - - }	—	—	—	—	—	28,079	29,861	37,166	45,382	54,883
Wool:										
Raw - - - - Lb.	4,994,593	5,154,040	5,754,632	7,746,590	13,997,334	166,064	192,016	196,542	249,673	447,958
Manufactures:										
Piece goods - - - Yds.	165,889	209,877	252,050	363,611	335,453	13,226	16,163	17,020	24,467	21,171
Shawls - - - - No.	3,696	2,235	3,306	4,743	8,310	406	237	585	555	1,226
Other sorts - - - - Lb.	65,325	64,113	103,547	86,865	53,757	5,405	6,249	7,895	9,480	6,828
Total Woollen Manufactures - - - }	—	—	—	—	—	19,037	22,649	25,500	34,502	29,225
Total Textile Raw Materials - - - }	—	—	—	—	—	194,262	205,016	204,393	257,759	456,347
Total Yarns and Textile Fabrics - - - }	—	—	—	—	—	800,804	863,657	1,136,248	1,308,040	1,261,381
Tobacco:										
Unmanufactured - - Lb.	5,000	0	39,366	68	42,353	328	0	1,142	21	2,174
Manufactured - - - "	21,588	24,484	209,164	7,583	19,438	3,049	1,964	20,713	1,314	2,069
Total Tobacco - - - "	26,588	24,484	248,530	7,651	61,791	3,377	1,964	21,855	1,335	4,243
Toys and Requisites for Games and Sports (including Fishing Tackle) other than Firearms - - - - }	—	—	—	—	—	4,015	3,684	4,916	7,126	5,152
Umbrellas, including Parasols and Sun-shades - - - - No.	47,498	84,990	127,857	151,420	205,087	3,973	6,521	10,382	11,821	15,259
Wax of all kinds (excluding Candles) - - - Cwt.	54	15	1	59	38	302	63	5	248	200

* Separately recorded from April 1912.

Total Exports of Articles of Foreign Merchandise (Re-Exports)—concluded.

ARTICLES.	QUANTITIES.					VALUE.				
	1908-9.	1909-10.	1910-11.	1911-12.	1912-13.	1908-9.	1909-10.	1910-11.	1911-12.	1912-13.
Wood and Timber:						£	£	£	£	£
Timber other than Railway Sleepers:										
Teak - Cub. Tons	259	88	138	246	87	2,461	745	1,385	2,367	704
Other Timber - "	328	515	404	645	263	1,567	2,192	2,454	3,454	1,643
Wood, ornamental - "	—	—	—	—	—	1,441	50	37	1,965	88
Manufactures of Wood, other than Furniture and Cabinet- ware	—	—	—	—	—	6,081	8,157	14,034	6,041	18,231
Total Wood and Timber	—	—	—	—	—	11,550	11,144	17,910	13,827	20,611
Articles (not specified) re-ex- ported by Post	—	—	—	—	—	66,039	143,650	188,568	67,642	86,414
All other Articles of Merchan- dise:										
Unmanufactured - - -	—	—	—	—	—	1,056	1,054	1,492	2,235	2,330
Manufactured - - -	—	—	—	—	—	3,412	5,785	10,416	8,210	11,738
GRAND TOTAL - - -	—	—	—	—	—	2,113,820	2,259,090	2,840,700	4,018,100	3,160,044

No. 10.

TOTAL EXPORTS OF ARTICLES OF INDIAN PRODUCE AND MANUFACTURE.

Animals, Living:										
Cattle* - - - No.	—	—	—	—	30,188	—	—	—	—	104,744
Horses - - - "	253	218	334	320	191	3,539	4,600	5,851	5,263	3,948
Sheep and Goats* - - - "	—	—	—	—	189,290	—	—	—	—	97,199
Other kinds - - - "	356,161	417,319	466,078	527,386	324,919	102,207	125,311	148,886	177,524	16,314
Total Animals, Living	356,414	417,537	466,462	527,706	544,588	105,746	129,911	154,737	182,787	222,200
Apparel (including Drapery, Uniforms, Accoutrements, but excluding Hosiery and Boots and Shoes)	—	—	—	—	—	81,028	86,609	104,832	115,928	106,399
Arms, Ammunition, and Mili- tary Stores - - -	—	—	—	—	—	115	24	14	66	7
Art, Works of - - -	—	—	—	—	—	10,858	7,548	10,063	9,467	9,348
Books, Printed, and Printed Matter (not being Stationery), in- cluding maps and charts - - - Cwt.	5,999	6,063	5,923	6,720	7,412	31,911	31,319	32,151	33,056	36,790
Boots and Shoes - - - Pairs	204,839	109,488	114,369	83,147	78,021	30,381	23,184	22,643	15,286	8,334
Bristles and Fibre for Brushes and Brooms† - Cwt.	90,389	97,925	33,949	—	—	136,808	154,569	53,616	—	—
Bristles‡ - - -	—	—	1,615	3,739	4,242	—	—	38,847	32,499	110,591
Building and Engineering Materials, other than of Iron, Steel, or Wood:										
Bricks§ - - - No.	2,809,025	3,471,841	4,369,703	4,194,671	593,108	5,586	8,778	10,759	10,167	1,122
Chalk and Lime - - - Cwt.	7,467	12,317	52,691	38,562	21,670	583	1,212	3,789	2,721	1,463
Pipes of Earthenware - Tiles* - - - No.	3,486	4,400	2,736	7,901	14,089	985	1,119	678	1,840	3,545
Other kinds - - - Cwt.	52,786	25,813	171,951	30,167	61,350	2,175	1,377	5,824	3,214	7,401
Total Building and Engi- neering Materials	—	—	—	—	—	9,329	12,486	21,055	17,942	25,245
Candles of all kinds - Lb.	4,897,575	4,732,643	5,414,675	5,645,733	6,157,202	90,989	88,024	102,369	105,844	115,964
Canes and Rattans - Cwt.	2,681	1,494	2,110	2,012	2,952	1,842	1,338	2,006	2,129	2,181
Carriages and Carts (excluding Railway Carriages) and parts thereof:										
Carriages and Carts* - No.	—	—	—	—	77	—	—	—	—	1,612
Parts of Carriages and Carts*	—	—	—	—	—	—	—	—	—	1,121
Total Carriages and Carts	—	—	—	—	—	2,116	2,592	2,357	3,024	2,733
Chemicals and Chemical pre- parations (excluding Chemi- cal Manures and Medicines):										
Alum - - - Cwt.	130	104	32	34	25	55	81	21	18	18
Arsenic - - - "	205	199	74	162	209	377	309	112	328	338
Potassium Compounds:										
Saltpetre - - - "	400,271	358,232	327,657	274,562	296,770	302,351	280,936	248,154	214,399	237,251
Other sorts* - - - "	—	—	—	—	200	—	—	—	—	100
Soda Compounds:										
Borax - - - "	2,741	5,976	5,232	3,336	4,770	3,498	7,479	6,086	3,527	7,457
Other sorts of Chemicals	—	—	—	—	—	5,029	6,445	7,347	9,266	10,784
Total Chemicals	—	—	—	—	—	311,310	275,250	261,720	227,538	255,948
Coal, Coke, and Patent Fuel:										
Coal - - - Tons	569,926	756,994	888,073	872,603	879,739	334,923	445,657	511,927	512,753	587,684
Coke - - - "	1,656	1,834	1,523	1,384	1,500	1,820	1,938	1,461	1,203	1,582
Total Coal, Coke, and Patent Fuel	571,582	758,828	889,601	873,987	881,239	336,743	447,590	513,388	513,956	589,266
Coffee - - - Cwt.	302,022	232,845	272,249	241,065	286,978	928,653	730,936	887,742	897,450	1,043,503
Coir:										
Unmanufactured - - - "	9,822	13,162	12,386	11,285	9,327	6,830	9,458	8,541	7,603	6,582
Manufactured (exclud- ing rope) - - - "	575,062	677,309	641,826	743,359	724,317	418,347	485,736	463,623	598,967	550,486
Coral - - - Lb.	511	25	365	1,288	62	11	2	7	87	80

* Separately recorded from April 1912.

† From August 1910 "Bristles and Fibre for Brushes and Brooms" are shown under the separate headings of "Bristles" and "Fibre for Brushes and Brooms."

‡ Separately recorded from August 1910.

§ Includes "Tiles" prior to 1912-13.

Total Exports of Articles of Indian Produce and Manufacture—continued.

ARTICLES.	QUANTITIES.					VALUE.				
	1908-9.	1909-10.	1910-11.	1911-12.	1912-13.	1908-9.	1909-10.	1910-11.	1911-12.	1912-13.
Cordage and rope of vegetable fibre (excluding Jute and Cotton) - Cwt.	37,024	49,158	45,169	50,948	57,818	£ 39,190	£ 49,722	£ 46,411	£ 53,043	£ 61,562
Drugs and Medicines (excluding Chemicals and Narcotics) :										
Aloes - - - - -	554	142	193	367	229	922	241	319	551	394
Asafoetida - - - - -	79	23	147	107	87	320	70	968	650	234
Camphor - - - - - Lb.	0	0	457	461	237	0	0	42	48	24
Cinchona Bark - - - - -	312,037	389,200	371,280	410,032	659,285	4,469	5,786	5,182	5,287	9,112
Galangal - - - - - Cwt.	1,667	1,189	1,003	1,179	1,293	1,281	825	800	976	1,108
Nux Vomica (Strychnina)* - - - - -	—	—	—	—	41,518	—	—	—	—	14,408
Senna* - - - - -	—	—	—	—	39,566	—	—	—	—	36,774
Other sorts of Drugs and Medicines - - - - -	—	—	—	—	—	95,929	94,437	149,166	112,872	62,894
Total Drugs and Medicines - - - - -	—	—	—	—	—	102,821	101,359	156,477	120,343	124,943
Dyeing and Tanning Substances :										
Cutch and Gambier - Cwt.	62,841	40,799	91,047	81,007	68,751	61,736	45,114	111,441	86,593	71,099
Indigo - - - - -	24,946	18,061	16,939	19,155	11,857	326,986	234,544	223,529	250,535	146,755
Myrobalans - - - - -	1,466,840	1,467,104	1,658,995	1,233,661	1,397,755	381,353	400,028	465,097	383,520	414,280
Safflower - - - - -	1,703	1,350	4,185	4,288	4,250	2,512	3,020	6,174	6,044	4,273
Turmeric - - - - -	91,416	79,934	71,847	92,307	98,843	63,978	53,368	57,352	84,959	80,370
Other sorts - - - - -	26,654	36,820	32,460	33,243	32,698	10,308	14,443	12,031	12,199	14,070
Total Dyeing and Tanning Substances - - - - -	1,674,405	1,644,068	1,875,323	1,463,661	1,614,149	846,873	750,517	875,624	773,790	736,847
Earthenware and Porcelain (excluding Pipes of Earthenware) - - - - -	—	—	—	—	—	2,161	3,111	2,761	2,619	2,221
Feathers - - - - - Lb.	13,261	15,473	19,458	16,800	20,874	110	143	220	118	156
Fibre for Brushes and Broomst - - - - - Cwt.	—	—	64,174	90,155	87,039	—	—	67,974	95,558	93,648
Fireworks - - - - -	—	—	—	—	—	87	11	11	3	0
Fish (excluding Canned Fish) :										
Fish, dry, unsalted - Cwt.	34,000	41,376	58,988	65,146	43,011	21,038	24,763	36,578	40,294	29,290
" " salted - - - - -	146,533	159,491	195,727	193,355	191,136	103,912	117,153	145,490	147,793	147,396
Fishmaws and Shark-fins - - - - -	7,971	11,261	11,306	8,534	8,317	62,436	90,580	95,209	75,894	73,457
Fish, wet, salted (ngapi) - - - - -	54	278	868	1,862	1,035	23	132	342	927	542
Total Fish - - - - -	188,558	212,406	266,899	268,997	243,499	187,409	232,628	277,619	264,818	250,685
Fodder, Bran, and Pollards, (excluding Oilcake) :										
Bran and Pollards† - Tons	156,665	180,411	188,939	233,237	223,971	426,798	444,385	454,049	629,423	690,015
Other sorts - - - - - Cwt.	176,781	192,652	195,454	419,168	228,527	60,645	53,321	46,431	90,792	57,649
Total Fodder, Bran, and Pollards - - - - -	—	—	—	—	—	487,443	497,706	500,480	720,220	756,664
Fruits and Vegetables :										
Fresh Fruits and Vegetables :										
Coconuts - - - - - No.	595,725	297,106	593,021	464,165	531,684	1,803	1,044	1,780	1,404	1,858
Other sorts - - - - -	—	—	—	—	—	2,052	2,285	3,386	3,816	4,485
Fresh Vegetables, of all kinds	—	—	—	—	—	106,709	124,820	146,214	154,808	181,550
Fruits and Vegetables, dried, salted, or preserved - - - - - Cwt.	175,355	176,869	225,335	266,792	216,786	76,465	99,521	126,854	157,210	130,733
Total Fruits and Vegetables - - - - -	—	—	—	—	—	187,029	227,670	278,234	317,238	318,626
Furniture and Cabinet-ware - Glass and Glass-ware - - - - -	—	—	—	—	—	24,302	23,148	24,605	36,856	31,078
Grain, Pulse, and Flour :										
Barley - - - - - Cwt.	188,457	448,885	266,914	5,848,560	12,303,532	54,366	122,590	68,934	1,497,985	3,705,451
Gram - - - - -	151,557	1,069,936	909,012	6,934,840	2,398,324	58,315	306,639	231,575	1,531,759	794,120
Jawar and Bajra - - - - -	459,480	826,349	519,054	446,158	637,829	180,730	206,681	124,377	127,563	218,514
Maize* - - - - -	—	—	—	—	—	—	—	—	—	136,861
Oats - - - - -	20,508	16,007	5,096	15,682	19,245	6,228	4,748	1,611	4,940	6,272
Pulse - - - - -	735,531	1,528,997	2,485,654	5,518,185	4,061,200	274,647	476,129	674,520	1,346,281	1,118,910
Rice in the husk - - - - -	577,699	809,910	693,894	1,105,268	938,685	124,823	159,234	141,090	242,600	225,165
" " not in the husk - - - - -	29,673,771	38,395,103	47,302,837	51,372,159	54,324,402	10,466,821	12,002,429	15,346,685	19,124,081	21,478,765
Rice-flour - - - - -	3,900	3,722	5,859	2,788	3,126	1,857	1,674	2,362	1,215	1,451
Wheat - - - - -	2,195,145	21,011,484	25,323,017	27,223,324	33,203,742	893,385	8,472,726	8,638,920	8,806,972	11,795,816
Wheat-flour - - - - -	602,087	701,082	805,087	1,030,915	1,370,401	347,423	335,877	420,978	530,850	717,795
Other sorts - - - - -	82,096	1,046,555	323,676	2,902,225	5,475	20,488	236,298	65,842	700,315	1,089
Total Grain, Pulse, and Flour - - - - -	34,690,231	65,858,030	78,640,050	102,400,104	110,296,839	12,379,063	22,385,025	25,716,844	34,306,361	40,201,109
Gums and Resins :										
Arabic - - - - - Cwt.	30,104	35,125	45,784	47,681	34,487	33,407	38,358	57,845	68,829	50,782
Benjamin - - - - -	49	41	91	95	118	114	96	155	211	237
Olibanum or frankincense - - - - -	350	0	225	84	785	200	0	345	81	1,078
Rosin - - - - -	123	165	29	82	56	137	90	19	85	46
Other sorts - - - - -	3,073	861	1,070	1,148	1,339	3,875	901	1,030	1,118	2,376
Total Gums and Resins - - - - -	33,699	36,192	47,199	49,090	36,785	37,723	39,445	59,394	70,324	54,519

* Separately recorded from April 1912.

† Separately recorded from August 1910.

‡ Figures prior to 1912-13 represent Rice Bran only.

Total Exports of Articles of Indian Produce and Manufacture—continued.

ARTICLES.	QUANTITIES.					VALUE.				
	1908-9.	1909-10.	1910-11.	1911-12.	1912-13.	1908-9.	1909-10.	1910-11.	1911-12.	1912-13.
Hardware and Cutlery (including plated ware) -	—	—	—	—	—	£ 24,553	£ 23,861	£ 28,662	£ 35,019	£ 40,307
Hides and Skins, Raw :										
Hides :										
Buffalo* - { = Cwt. } - { = No. }	—	—	—	—	345,037 } 2,055,678 }	—	—	—	—	1,266,071
Cow* - { = Cwt. } - { = No. }	—	—	—	—	831,200 } 10,277,990 }	—	—	—	—	3,969,754
Calf Skins* - { = Cwt. } - { = No. }	—	—	—	—	29,640 } 1,099,200 }	—	—	—	—	126,652
Other Hides* - { = Cwt. } - { = No. }	—	—	—	—	3,172 } 18,045 }	—	—	—	—	9,930
Total Hides, Raw { = Cwt. } - { = No. }	765,066 } 9,650,816 }	837,208 } 10,042,478 }	852,066 } 10,073,334 }	944,917 } 10,906,002 }	1,209,049 } 13,450,913 }	3,189,885	3,417,740	3,597,835	3,985,302	5,372,407
Skins :										
Goat Skins - { = Cwt. } - { = No. }	448,277 } 22,577,458 }	579,133 } 26,409,948 }	508,953 } 20,329,912 }	481,307 } 20,362,934 }	520,954 } 21,716,896 }	2,235,804	2,835,185	2,221,104	2,082,156	2,278,616
Sheep Skins - { = Cwt. } - { = No. }	9,232 } 570,579 }	16,476 } 1,065,946 }	23,496 } 1,700,634 }	28,330 } 2,083,307 }	31,668 } 2,297,499 }	40,243	73,847	95,987	126,821	155,285
Other Skins - { = Cwt. } - { = No. }	16,050 } 662,363 }	20,723 } 810,133 }	17,433 } 794,459 }	23,609 } 1,078,343 }	2,649 } 131,582 }	93,171	107,375	81,205	101,439	13,675
Total Skins, Raw { = Cwt. } - { = No. }	473,619 } 23,810,400 }	616,332 } 28,286,027 }	549,882 } 23,325,005 }	533,246 } 23,524,584 }	555,271 } 24,145,977 }	2,369,218	3,016,407	2,398,296	2,310,416	2,447,576
Total Hides and Skins, Raw (excluding cuttings of hides and skins, raw) { = Cwt. } - { = No. }	1,238,685 } 33,461,216 }	1,453,540 } 38,328,505 }	1,401,948 } 33,398,339 }	1,478,163 } 34,430,586 }	1,764,320 } 37,596,890 }	5,559,103	6,434,147	5,996,131	6,295,718	7,819,983
Cuttings of Hides and Skins, Raw* - Cwt.	—	—	—	—	32,859	—	—	—	—	25,501
Total Hides and Skins, Raw - } "	1,238,685	1,453,540	1,401,948	1,478,163	1,797,179	5,559,103	6,434,147	5,996,131	6,295,718	7,845,484
Horns, Tips and Pieces of Horn and Hornmeal Cwt.	77,257	88,876	84,874	85,147	100,757	104,270	120,226	156,336	144,206	164,140
Instruments, Apparatus, and Appliances, and parts thereof :										
Musical - - - - -	—	—	—	—	—	905	903	2,311	4,334	4,316
Other kinds - - - - -	—	—	—	—	—	397	790	750	2,182	421
Total Instruments - - - - -	—	—	—	—	—	1,302	1,693	3,061	6,466	5,237
Ivory :										
Unmanufactured - - - Lb.	5,196	4,896	2,217	2,391	3,652	2,019	1,895	1,033	635	1,559
Manufactured - - - - -	—	—	—	—	—	74	304	136	118	55
Total Ivory - - - - -	—	—	—	—	—	2,093	2,199	1,169	753	1,614
Jade-stone - - - - - Cwt.	2,881	3,567	2,737	994	1,754	71,223	71,491	57,997	19,097	15,370
Jewellery (excluding Imitation Jewellery and Precious Stones and Pearls, unset), also Plate of Gold and Silver :										
Jewellery - - - - -	—	—	—	—	—	3,690	16,551	3,584	95,444	2,475
Plate of Gold and Silver - - - - -	—	—	—	—	—	8,532	6,970	5,116	5,648	7,377
Total Jewellery - - - - -	—	—	—	—	—	12,222	23,521	8,680	101,067	10,352
Lac :										
Button - - - - - Cwt.	31,415	49,455	31,278	29,684	41,498	155,534	169,351	105,814	103,821	145,741
Seed - - - - - " "	3,759	1,262	5,376	9,673	15,332	22,377	4,233	20,448	30,751	46,332
Shell - - - - - " "	322,953	461,056	357,940	351,175	336,176	1,643,420	1,642,843	1,286,151	1,187,414	1,178,750
Stick - - - - - " "	4,871	6,208	1,246	1,596	16,628	16,364	11,595	2,893	4,146	25,308
Other kinds (except Lac dye) - - - - - " "	17,818	36,815	25,788	35,878	18,529	24,936	19,700	13,266	16,562	12,455
Total Lac - - - - -	380,816	554,796	421,628	429,006	428,163	1,863,131	1,847,782	1,428,572	1,342,694	1,408,881
Lacquered Ware - - - - -	—	—	—	—	—	320	506	226	403	497
Leather :										
Hides, tanned or dressed :										
Buffalo Hides* - { = Cwt. } - { = No. }	—	—	—	—	17,004 } 168,119 }	—	—	—	—	78,612
Cow Hides* - { = Cwt. } - { = No. }	—	—	—	—	215,429 } 2,936,440 }	—	—	—	—	1,278,000
Other Hides* - { = Cwt. } - { = No. }	—	—	—	—	830 } 40,808 }	—	—	—	—	6,666
Total Hides, tanned or dressed - { = Cwt. } - { = No. }	171,159 } 2,480,892 }	179,816 } 2,472,913 }	151,329 } 1,742,612 }	176,359 } 2,342,487 }	233,263 } 3,145,367 }	930,842	962,491	840,331	988,065	1,363,278

* Separately recorded from April 1912.

Total Exports of Articles of Indian Produce and Manufacture—continued.

ARTICLES.	QUANTITIES.					VALUE.				
	1908-9.	1909-10.	1910-11.	1911-12.	1912-13.	1908-9.	1909-10.	1910-11.	1911-12.	1912-13.
<i>Leather—continued.</i>										
Skins, tanned or dressed:										
Goat Skins - { = Cwt.	75,005	64,357	75,572	83,665	61,741	£	£	£	£	£
Sheep Skins - { = No.	8,302,294	6,882,732	8,330,804	9,253,034	6,996,694	994,406	879,327	1,066,732	1,168,938	871,905
Other Skins - { = Cwt.	63,189	62,532	62,792	62,081	60,355	800,474	777,762	785,100	785,715	776,893
Other Skins - { = No.	9,312,214	9,170,198	9,422,400	9,635,879	9,701,682					
	4,344	4,406	4,036	7,580	8,311	26,645	25,655	25,906	46,618	56,257
Total Skins, dressed or tanned - { = Cwt.	142,538	131,945	142,400	153,326	130,407	1,821,525	1,683,244	1,877,738	2,001,271	1,705,055
	17,859,287	16,287,069	18,034,011	19,386,118	17,203,797					
Total Hides and Skins, tanned or dressed - { = Cwt.	313,697	310,661	293,729	329,685	363,670	2,752,367	2,645,785	2,727,069	2,989,936	3,068,333
	20,340,179	18,759,982	19,776,623	21,728,605	20,349,164					
Unwrought Manufactures (excluding Boots and Shoes): Saddlery and Harness - Cwt.	476	653	513	727	776	6,122	6,865	7,744	8,181	9,607
Other sorts - "	—	—	—	—	—	1,393	1,234	5,474	1,418	1,622
Total Leather - "	—	—	—	—	—	1,287	1,402	1,927	6,588	2,846
Liquors (mainly Spirit) - Gals.	129	184	217,533	94,402	125,090	21	43	8,517	4,282	5,730
Machinery and Millwork - "	—	—	—	—	—	1,465	690	1,869	3,185	771
Manures:										
Bones - Tons	83,309	85,384	83,682	88,963	110,221	345,235	360,110	361,694	410,623	525,739
Fish Manure and Guano - "	10,629	11,251	16,609	18,623	21,403	30,547	32,833	53,118	62,150	69,414
Other kinds - "	2,371	3,207	3,852	4,306	8,338	17,963	24,776	27,000	30,629	50,890
Total Manures - "	96,309	99,842	104,143	111,892	139,967	393,745	417,719	441,812	503,402	646,043
Mats and Matting (except Coir and Rubber) - Sq. Yds.	339,320	476,203	397,620	378,849	370,986	2,726	2,610	2,440	2,724	3,121
Metals and Ores:										
Brass, Bronze, and similar Amalgams (mainly Wrought) - Cwt.	2,111	1,975	2,440	3,015	3,071	13,592	13,323	15,202	20,303	20,559
Chromite (Chrome Iron Ore) - Tons	3,671	4,356	2,149	3,470	3,857	9,435	12,852	7,004	8,441	10,258
Copper: Ore - "	6	10	25	580	438	66	24	50	4,657	4,061
Old, for re-manufacture Wrought, (Sheets and other Manufactures) - Cwt.	0	0	0	6	531	0	0	0	22	1,526
Total Copper (excluding Ore) - "	1,933	1,835	2,410	5,119	3,580	9,237	9,068	12,424	24,930	19,466
	1,933	1,835	2,410	5,125	4,111	9,237	9,068	12,424	24,952	20,992
Iron or Steel:										
Ore - Tons	0	2	0	0	14	0	10	0	2	48
Pig - "	2,619	3,155	6,809	18,601	92,614	9,987	10,538	22,702	61,566	313,792
Manufactures:										
Anchor and Cables - "	66	72	92	125	111	887	880	1,255	1,614	1,457
Angle, Bolt, and Rod - "	6	0	2	5	0	98	6	36	72	0
Bars and Channel - "	19	25	32	42	97	213	241	339	376	892
Hoops and Strips - "	335	2	3	6	2	1,203	19	5	55	14
Nails, Screws, Rivets, and Washers - "	219	203	222	279	291	3,348	3,217	3,615	4,521	5,252
Old for re-manufacture - "	4,508	10,300	5,332	4,917	10,255	6,358	17,702	7,935	8,399	16,447
Pipes and Tubes* - "	60	48	—	—	—	589	434	—	—	—
Pipes and Fittings, cast† - "	—	—	148	26	17	—	—	1,180	179	144
Sheets and Plates (including galvanised and tinned plates) - "	8	38	5	23	20	121	144	82	248	271
Other manufactures of iron or steel - "	111	126	219	264	803	1,652	2,033	3,538	4,154	7,831
Total Iron or Steel (excluding Ore) - "	7,951	13,969	12,864	24,288	104,210	24,456	35,223	40,687	80,184	346,100
Lead: Pig - Cwt.	2,512	137,910	265,430	203,552	146,228	1,497	92,007	189,736	190,440	124,267
Other sorts - "	243	196	111	233	4,971	212	51	108	134	667
Total Lead - "	2,755	138,106	265,541	203,785	151,199	1,709	92,058	189,844	190,574	124,934
Manganese Ore - Tons	438,013	500,344	572,979	536,077	708,081	506,468	527,357	612,653	576,692	762,698

* After 1909-10, see "Pipes and Fittings, Cast."

† Separately recorded from April 1910.

Total Exports of Articles of Indian Produce and Manufacture—continued.

ARTICLES.	QUANTITIES.					VALUE.				
	1908-9.	1909-10.	1910-11.	1911-12.	1912-13.	1908-9.	1909-10.	1910-11.	1911-12.	1912-13.
Metals—continued.										
Tin:						£	£	£	£	£
Ore - Tons	29	115	120	134	214	1,664	9,362	10,269	13,198	20,927
Unwrought (blocks, ingots, bars, and slabs) - Cwt.	77	33	33	15	254	375	224	251	147	84
Wrought (including plates or sheets, not being tinned iron) - "	250	5	0	0	0	65	4	0	0	0
Total Tin (excluding Ore) - }	327	38	33	15	254	440	228	251	147	84
Zinc or Spelter, all sorts Unenumerated - "	0	0	2,001	222	2,402	0	0	690	96	602
Ores, Unenumerated* - Tons	484	1,836	10,500	33,985	806	753	8,938	45,841	130,335	5,450
					1,766					161,954
Total Metals and Ores - }	450,050	525,988	602,283	576,856	826,672	567,825	708,443	934,915	1,049,581	1,478,667
Mica - Cwt.	26,392	33,963	42,593	48,871	66,574	126,834	154,978	188,983	207,778	341,349
Oils:										
Animal - Gals.	69,186	40,861	74,126	123,429	63,785	2,613	2,132	3,580	5,430	3,209
Essential:	32,173	27,937	34,594	41,964		43,395	43,562	64,007	82,599	
Lemongrass Oil* - "					32,262					47,416
Other sorts* - "					23,221					44,339
Mineral:										
Kerosene - "	2,221	797,957	401,187	490	420	73	26,495	13,331	21	14
Other sorts - "	1,834,336	3,853,248	2,183,417	14,819,189	21,497,464	12,143	33,116	18,153	92,929	137,532
Vegetable, non-Essential:										
Castor - "	1,099,967	1,003,047	1,203,007	1,404,403	954,495	98,960	80,537	112,697	131,221	90,235
Cocanut - "	2,845,404	2,526,328	1,934,608	2,165,103	969,494	268,779	250,878	232,643	270,812	129,021
Cotton Seed* - "					2,324					318
Groundnut - "	93,080	91,955	160,167	179,736	227,053	9,742	9,039	16,585	18,958	23,137
Linseed - "	36,485	293,201	316,111	249,975	106,867	4,307	34,299	42,594	49,966	20,823
Mustard or Rape - "	170,675	306,212	363,306	364,228	414,217	21,023	29,881	40,108	43,707	51,554
Niger Seed - "	0	0	0	9	0	0	0	0	1	0
Sesamum (Til or Jinjili) - "	174,210	241,475	189,269	166,847	149,651	21,051	25,781	23,374	20,746	20,355
Other sorts - "	11,648	34,369	71,053	74,442	43,439	909	3,221	5,467	6,595	3,942
Total Vegetable (non-essential) Oils - }	4,431,469	4,496,587	4,237,521	4,604,743	2,867,540	424,771	433,636	478,468	542,006	339,435
Total Oils - }	6,369,385	9,216,640	6,930,845	19,589,805	24,489,692	482,995	538,941	572,539	722,985	571,945
Oilcakes:										
Castor Cake* - Cwt.					140,179					26,438
Cocanut Cake (Punac)* - "					128,074					41,463
Cotton Cake* - "					140,120					35,778
Groundnut Cake* - "					1,247,925					265,335
Linseed, Rape, and Sesamum Cake* - "					1,439,991					422,235
Others* - "					139,414					30,038
Total Oilcakes - "	2,366,935	2,215,121	2,294,856	2,764,438	3,235,703	597,608	553,366	559,594	690,920	821,387
Oil-Cloth and Floor-Cloth - Sq. Yds.	7,004	3,996	14,029	6,042	8,485	442	322	856	518	654
Opium - Chests = Cwt.	66,956	56,192	43,921	38,189	31,374	6,232,829	6,209,105	8,509,316	8,726,060	7,481,088
	93,726	79,659	63,030	52,945	43,505					
Paints and Painter's Materials:										
Paints and Colours:										
Graphite - Cwt.	29,531	42,805	34,784	20,015	36,381	10,376	19,998	16,234	13,535	16,628
Other sorts - "	6,701	11,623	8,266	6,895	9,827	3,712	4,278	4,375	4,803	5,665
Painters' Materials - "					15	15	20	11	159	90
Total Paints and Colours - }						14,103	24,296	20,620	18,497	22,383
Paper and Pasteboard - Cwt.						506	500	133	206	203
Paraffin Wax - Cwt.	92,846	173,211	241,505	236,284	268,310	146,627	266,820	368,008	340,334	400,198
Perfumery (not being perfumed Spirits) - "						6,912	14,257	18,187	19,270	14,121
Plants, living, including Bulbs - "						3,261	4,426	4,235	4,473	2,484
Precious Stones and Pearls, unset - "						5,902	2,717	3,302	3,439	3,081
Printing and Lithographing materials (excluding Paper) - "						508	1,002	1,274	565	184
Provisions and Oilman's Stores:										
Biche de mer - Lb.	50,997	27,352	30,026	40,796	22,599	677	553	394	380	172
Butter - "	368,384	383,055	468,310	493,377	589,762	18,356	19,192	23,722	25,264	31,144
Cheese - "	4,725	4,498	3,796	7,301	4,540	181	188	145	248	200
Ghi - "	4,817,000	4,940,916	5,234,127	5,173,876	5,188,314	161,616	165,543	186,280	192,319	205,633
Lard - "	24,365	36,278	16,425	38,272	26,933	419	720	383	733	543
Pickles, chutnies, and condimentet - Cwt.			25,199	30,585	29,273			49,244	55,633	53,337
Other sorts of provisions - "	36,109	44,316	15,885	21,580	23,016	62,253	72,857	17,641	26,698	26,540
Total Provisions and Oilman's Stores - }						243,502	259,048	277,759	301,275	320,069

* Separately recorded from April 1912.

† Separately recorded from April 1910.

Total Exports of Articles of Indian Produce and Manufacture—continued.

ARTICLES.	QUANTITIES.					VALUE.				
	1908-9.	1909-10.	1910-11.	1911-12.	1912-13.	1908-9.	1909-10.	1910-11.	1911-12.	1912-13.
Railway Plant and Rolling Stock						£ 6,735	£ 5,076	£ 4,864	£ 6,100	£ 7,704
Rubber, Raw - Cwt.	1,064	1,611	3,885	8,951	14,627	21,269	33,994	106,450	230,603	394,280
" Manufactures - Tons	7,949	4,671	4,411	4,741	3,864	750	2,896	1,024	2,742	4,343
Salt						4,320	2,148	1,860	2,346	1,704
Seeds:										
Essential:										
Ajama - Cwt.	11,570	2,814	2,478	2,115	2,871	6,807	1,644	1,457	1,349	1,962
Ajwan - "	8,972	46,654	12,796	15,515	21,650	4,230	21,508	3,894	4,583	6,135
Aniseed - "	831	775	922	1,579	2,478	753	758	735	1,354	1,978
Assalia - "	419	364	494	559	295	239	239	333	408	266
Carraway - "	1	24	0	0	0	2	16	0	0	0
Coriander - "	69,898	68,887	83,379	89,688	84,587	32,542	41,048	72,005	53,694	35,477
Cummin (other than Black) - "	23,283	23,223	26,569	25,830	20,130	37,170	37,462	42,506	39,983	30,682
Cummin, Black - "	1,310	714	1,521	1,305	1,738	1,603	998	2,449	1,764	1,880
Fennel - "	7,174	8,343	14,124	23,398	23,507	4,959	5,587	10,891	18,428	18,307
Fenugreek - "	11,005	11,362	146,383	30,972	9,646	5,287	5,383	78,710	17,013	5,850
Sava or Dil - "	11,918	10,338	18,540	8,486	1,920	5,655	5,045	8,712	4,026	1,204
Other sorts - "	990	11	70	163	810	600	12	64	113	331
Total Seeds, Essential	147,371	174,009	307,256	199,110	169,632	90,897	119,690	216,846	147,715	104,231
Non-Essential:										
Castor - "	1,650,466	1,900,769	2,148,033	2,403,872	2,212,611	705,469	840,434	1,099,976	1,178,462	1,092,177
Copra or coconut kernel - "	395,126	534,015	449,627	637,523	686,993	353,236	496,533	526,135	759,658	858,935
Cotton - "	8,033,372	5,649,817	5,980,226	4,073,110	2,611,275	875,153	1,354,531	1,530,173	1,012,752	685,127
Groundnuts - "	1,781,849	3,243,168	3,690,186	3,822,583	4,867,011	900,368	1,646,681	2,036,303	2,120,484	2,694,520
Linseed - "	3,209,547	4,677,197	7,411,035	10,440,462	7,089,738	1,703,520	2,616,867	5,583,492	8,648,277	5,918,383
Mowa or Mowra - "	407,272	784,037	415,662	795,126	265,861	166,161	311,421	207,357	392,350	142,913
Mustard - "	42,074	64,042	79,359	88,646	73,058	40,048	55,831	71,585	77,180	60,580
Niger - "	60,977	165,892	214,138	202,116	113,684	26,279	72,005	105,072	102,650	57,843
Poppy - "	790,028	853,140	861,900	698,667	468,058	553,372	539,424	595,536	497,455	370,799
Rape - "	2,765,776	6,629,313	6,593,047	4,709,539	4,356,589	1,579,536	3,122,161	3,104,296	2,341,384	2,408,453
Sesamum (Til or Jinjili) - "	1,657,292	2,983,630	3,246,580	1,896,391	1,557,171	1,064,072	1,772,768	2,185,539	1,350,861	1,215,783
Tea - "	4,532	3,313	5,149	8,910	13,398	23,632	24,823	40,266	79,045	110,188
Other sorts - "	42,139	13,362	30,875	37,275	26,360	22,867	7,494	12,432	16,610	11,378
Total Seeds, Non-Essential	16,490,450	27,506,695	31,125,617	29,814,420	24,341,792	8,038,813	12,860,973	17,058,252	16,572,168	15,022,009
Other than Oilseeds*					25,252					13,596
Total Seeds	16,637,821	27,680,704	31,432,873	30,013,530	24,586,676	8,138,710	12,980,663	17,275,098	18,719,883	15,189,836
Shells and Cowries:										
Cowries - Cwt.	312	846	316	416	766	264	592	222	437	662
Shells (Chanks, Sankhli, large ornamental Shells, Cowras, Mother-of-pearl Shells and Oyster Shells) - "	2,960	5,224	5,419	4,366	4,297	6,113	13,023	15,481	15,115	16,966
Tortoise Shell (including Nakhla or Nakh) - Lb.	735	654	518	224	678	199	265	266	48	378
Total Shells and Cowries						6,576	13,880	15,969	15,600	18,006
Ships, parts of (including Launches and Boats) - Cwt.	735	571	237	468	362	460	503	1,246	1,565	2,546
Soap - Cwt.						475	658	177	370	313
Specimens illustrative of Natural Science - "						12,082	8,677	9,421	11,569	14,037
Spices:										
Betelnuts - Lb.	332,642	293,154	402,907	421,496	465,515	6,460	5,234	6,916	7,005	7,801
Cardamoms - "	259,425	405,994	358,920	302,552	266,971	20,278	30,593	30,459	27,038	37,705
Chillies - "	11,480,357	11,319,920	11,429,001	15,233,683	15,087,570	113,732	129,451	130,014	147,545	130,739
Cinnamon - "	22,784	27,645	28,724	39,920	39,650	552	582	657	895	1,018
Cloves - "	3,685	5,888	12,240	21,022	12,907	88	194	295	695	852
Ginger - "	7,240,655	7,340,992	7,850,141	7,726,647	9,950,660	96,732	107,464	140,244	136,148	158,425
Nutmegs - "	112	1,118	112	604	4,065	4	21	2	27	71
Pepper - "	8,943,993	11,985,015	12,797,524	14,455,456	12,569,644	149,992	196,694	228,685	297,034	271,948
Other sorts - "	170,289	133,817	163,263	180,698	262,747	2,384	2,178	2,345	3,037	4,696
Total Spices	28,503,942	31,513,543	33,042,532	33,382,078	33,659,729	390,222	472,316	539,617	619,374	621,875
Stationery (excluding Paper) - Cwt.	85,638	56,366	64,345	49,445	64,197	2,762	3,040	3,654	3,797	5,028
Stone and Marble - "						4,681	5,793	4,840	4,470	8,409
Sugar:										
Sugar, 16 Dutch Standard and above - "	20,725	21,402	26,732	25,389	32,214	17,023	17,916	24,710	23,024	30,908
Sugar, 15 Dutch Standard and below - "	174,533	123,441	175,094	175,895	237,853	66,853	52,443	79,534	74,681	138,876
Confectionery* - "						83				196
Total Sugar	195,258	144,843	201,826	201,283	320,150	83,881	70,359	104,244	97,705	169,780
Tallow and Stearine (including Grease and Animal Fat) - "	8,549	9,784	6,154	7,736	5,068	11,673	13,551	9,009	12,105	8,574
Tea, black - Lb.	233,207,952	249,099,808	253,218,162	258,655,083	277,023,371	6,909,412	7,795,636	8,240,024	8,552,379	8,806,353
" green - "	754,186	313,126	1,082,927	2,123,135	1,495,040	19,729	9,300	37,555	78,573	56,298
Total Tea	233,961,538	249,412,934	254,301,089	260,778,218	278,518,411	6,929,141	7,804,936	8,277,579	8,630,952	8,862,651

* Includes Confectionery prior to 1912-13.

* Separately recorded from April 1912.

Total Exports of Articles of Indian Produce and Manufacture—continued.

ARTICLES.	QUANTITIES.					VALUE.				
	1908-9.	1909-10.	1910-11.	1911-12.	1912-13.	1908-9.	1909-10.	1910-11.	1911-12.	1912-13.
Tea waste, for the manufacture of Caffeine - Lb.	1,882,370	1,949,853	2,223,262	1,961,940	2,779,905	£ 9,278	£ 10,390	£ 11,310	£ 11,125	£ 14,050
Textiles:										
Cotton:										
Raw - - - - - Cwt.	6,798,411	8,968,043	8,686,400	7,828,523	7,377,512	13,178,998	20,954,996	24,037,051	19,683,627	18,890,196
Twist and Yarn:										
Mule and Water, Nos. 1 to 10* - Lb.	—	—	—	—	95,350,282	—	—	—	—	2,890,495
Mule and Water, Nos. 11 to 20* - "	—	—	—	—	103,286,980	—	—	—	—	3,491,650
Mule and Water, Nos. 21 to 30* - "	—	—	—	—	3,099,951	—	—	—	—	122,684
Mule and Water, Nos. 31 to 40* - "	—	—	—	—	342,800	—	—	—	—	16,549
Mule and Water, above No. 40* - "	—	—	—	—	1,500	—	—	—	—	95
Orange, Red, and other Colours Nos. 1 to 20* - "	—	—	—	—	829,463	—	—	—	—	39,328
Orange, Red, and other Colours, Nos. 21 to 40* - "	—	—	—	—	905,981	—	—	—	—	44,734
Orange, Red and other Colours above No. 40* - "	—	—	—	—	1,896	—	—	—	—	128
Unspecified descriptions of Twist and Yarn* - - - - - "	—	—	—	—	142,502	—	—	—	—	5,567
Total Twist and Yarn - - - - - }	235,469,069	227,364,488	183,425,046	151,488,835	203,961,357	6,453,687	6,472,726	5,749,369	5,060,097	6,611,230
Manufactures:										
Canvas - - - - - Yds.	28,155	29,723	48,200	111,010	6,210	677	526	1,058	2,945	109
Handkerchiefs and Shawls in the piece No.	2,124,161	1,886,370	2,124,495	2,868,852	1,949,550	71,137	64,943	78,166	101,690	75,747
Hosiery - - - - - "	—	—	—	—	—	4,424	6,457	13,094	10,829	10,926
Piece goods:										
Grey (unbleached):										
Chadars and Dhutis* Yds.	—	—	—	—	7,969,635	—	—	—	—	114,410
Drills and Jeans* - - - - - "	—	—	—	—	421,282	—	—	—	—	5,845
T.-cloth and Domestic* - - - - - "	—	—	—	—	20,923,228	—	—	—	—	208,428
Shirtings* - - - - - "	—	—	—	—	1,795,462	—	—	—	—	17,959
Other sorts* - - - - - "	—	—	—	—	12,981,163	—	—	—	—	141,942
Total Grey (unbleached) - - - - - }	43,572,079	52,976,078	56,379,644	39,907,733	44,090,770	424,092	513,217	564,988	420,742	488,584
White (bleached):										
Chadars and Dhutis* - - - - - "	—	—	—	—	65,282	—	—	—	—	1,405
Drills and Jeans* - - - - - "	—	—	—	—	13,309	—	—	—	—	241
T.-cloth and Domestic* - - - - - "	—	—	—	—	4,103	—	—	—	—	252
Shirtings* - - - - - "	—	—	—	—	13,026	—	—	—	—	1,004
Other sorts - - - - - "	—	—	—	—	250,550	—	—	—	—	8,278
Total White (bleached) - - - - - }	239,149	318,537	442,369	523,570	346,270	8,318	10,997	13,655	10,239	11,180
Coloured, printed, or dyed:										
Lungis and Saris* - - - - - "	—	—	—	—	24,805,620	—	—	—	—	620,164
Drills and Jeans* - - - - - "	—	—	—	—	208,662	—	—	—	—	4,232
Other sorts* - - - - - "	—	—	—	—	17,561,490	—	—	—	—	274,910
Total coloured, printed, or dyed - - - - - }	34,177,736	40,842,943	42,966,802	40,998,107	42,075,772	703,349	836,863	890,612	880,103	899,306
Total piece goods - - - - - }	77,968,964	94,137,558	99,788,315	81,429,410	86,512,812	1,135,759	1,361,037	1,469,255	1,311,084	1,399,070
Thread, sewing - - - - - Lb.	149,992	175,704	185,897	210,806	163,885	8,180	10,553	9,866	11,128	9,571
Other sorts of Manufactures - - - - - }	—	—	—	—	—	17,581	27,486	20,535	21,968	26,964
Total Cotton Manufactures (including Twist and Yarn) - - - - - }	—	—	—	—	—	7,691,445	7,943,728	7,341,343	6,519,241	8,183,617
Total Cotton, Raw and Manufactures - - - - - }	—	—	—	—	—	20,870,443	23,898,724	31,378,394	26,202,868	27,023,813
Flax:										
Raw - - - - - Lb.	29,568	39,424	26,768	0	10,694	350	727	540	0	200
Manufactures (including Twist and Yarn) - - - - - }	—	—	—	—	—	955	1,494	1,184	1,974	598
Total Flax, Raw and Manufactures - - - - - }	—	—	—	—	—	1,305	2,221	1,724	1,974	798
Haberdashery and Millinery*	—	—	—	—	—	—	—	—	—	16,288

* Separately recorded from April 1912.

Total Exports of Articles of Indian Produce and Manufacture—continued.

ARTICLES.	QUANTITIES.					VALUE.				
	1908-9.	1909-10.	1910-11.	1911-12.	1912-13.	1908-9.	1909-10.	1910-11.	1911-12.	1912-13.
Textiles—cont.										
Hemp (chiefly Saun):						£	£	£	£	£
Raw - Cwt.	472,641	480,695	500,187	530,949	623,269	397,892	397,128	409,819	477,316	642,378
Manufactures (excluding Cordage)	—	—	—	—	—	0	45	53	545	1,345
Total Hemp, Raw and Manufactures	—	—	—	—	—	397,892	397,173	409,872	477,761	643,718
Jute:										
Raw - Tons	899,995	730,418	636,623	810,155	876,224	13,223,037	10,058,873	10,326,649	15,037,784	18,033,783
Twist and Yarn - Lb.	921,653	271,079	265,432	161,489	318,932	8,620	2,233	2,153	1,997	4,330
Manufactures:										
Canvas - Yds.	1,640	10,540	2,152	10,000	2,200	55	108	22	93	72
Gunny Bags - No.	800,906,317	364,368,835	360,880,236	289,894,141	311,707,648	5,177,650	5,738,304	5,709,381	5,054,283	6,448,086
Gunny Cloth - Yds.	769,798,640	940,101,340	955,300,737	871,484,312	1,021,816,869	5,260,102	5,620,547	5,571,742	5,564,511	8,705,231
Rope and Twine - Cwt.	50,240	42,476	53,756	53,916	84,659	43,653	35,002	45,955	50,339	89,248
Other kinds - "	437	1,936	1,253	1,117	907	586	1,459	415	378	457
Total Jute Manufactures (including Twist and Yarn)	—	—	—	—	—	10,490,666	11,397,653	11,329,648	10,672,101	15,247,404
Total Jute, Raw and Manufactures	—	—	—	—	—	23,713,703	21,456,526	21,656,297	25,709,835	33,281,186
Rhea, Ramie, or China-grass - Cwt.	0	1,026	0	0	0	0	1,817	0	0	0
Silk:										
Mulberry silk, excluding Tasar and other wild silks:										
Raw - Lb.	565,463	479,647	486,218	378,607	382,081	300,838	260,248	286,695	220,262	205,970
Chasam or waste - "	552,755	922,929	787,067	708,933	605,442	29,125	43,001	42,235	48,821	33,900
Cocoons - "	33,835	40,717	157,998	207,202	275,871	2,256	2,683	7,460	16,787	20,493
Wild silk, Tasar, Munga, Eria, and others:										
Raw - "	16,103	21,488	7,822	3,070	0	3,902	5,165	1,892	742	0
Chasam or waste - "	629,936	562,619	360,156	363,331	337,701	22,024	24,054	15,390	14,587	13,957
Cocoons - "	35,552	48,212	51,275	68,303	76,946	2,193	3,232	8,347	4,390	5,010
Total Silk, Raw - "	1,833,644	2,075,612	1,850,551	1,749,946	1,677,841	360,338	338,383	337,019	305,589	278,248
Manufactures:										
Goods of silk mixed with other materials - Yds.	109,826	179,156	259,577	325,186	374,472	9,832	10,510	12,878	14,308	17,658
Piece Goods - Lb.	507,671	607,485	561,810	416,832	450,917	38,958	43,807	38,012	23,419	31,468
Thread for sewing - Lb.	104	154	102	7	150	26	80	82	3	33
Other sorts - "	3,540	736	788	356	145	532	90	295	700	30
Total Silk Manufactures	—	—	—	—	—	48,848	54,487	51,267	43,480	40,189
Total Silk, Raw and Manufactures	—	—	—	—	—	409,186	392,870	388,286	349,019	327,437
Wool:										
Raw - Lb.	48,365,760	59,826,526	58,305,651	52,384,758	53,426,568	1,389,148	1,905,159	1,890,857	1,724,209	1,756,448
Manufactures:										
Carpets and Rugs - Lb.	1,590,509	1,710,196	1,921,259	1,901,825	1,700,961	149,765	142,249	162,639	163,816	149,756
Piece Goods - Yds.	11,459	9,440	16,125	27,424	21,930	916	1,174	1,379	2,338	1,780
Shawls - No.	8,450	8,097	10,510	16,941	11,067	3,141	4,034	4,146	6,116	4,980
Other sorts - Lb.	492,177	413,272	491,850	381,680	441,120	13,164	12,950	12,378	13,794	16,544
Total Wollen Manufactures	—	—	—	—	—	166,986	160,407	180,542	186,064	172,160
Total Wool and Woollens	—	—	—	—	—	1,556,134	2,065,566	2,071,399	1,910,273	1,928,608
Total Textile raw Materials	—	—	—	—	—	28,549,763	33,657,083	37,001,935	37,228,375	39,601,247
Total Yarns and Textile Fabrics	—	—	—	—	—	18,398,900	19,557,814	18,904,037	17,423,355	23,620,511
Total Textiles, Raw and Manufactures	—	—	—	—	—	46,948,663	53,214,897	55,905,972	54,651,730	63,221,756
Tobacco:										
Unmanufactured - Lb.	10,462,382	10,635,636	17,615,446	26,484,127	19,581,947	78,532	88,834	134,415	183,924	156,595
Manufactured:										
Cigars - "	1,175,307	1,297,496	1,327,532	1,480,375	1,743,975	73,387	78,981	74,882	82,788	94,672
Cigarettes* - "	—	—	—	59,721	14,369	—	—	—	889	1,027
Other sorts - "	289,334	291,641	362,306	461,025	358,286	2,809	2,737	3,365	4,064	3,468
Total Tobacco	11,927,023	12,224,773	19,305,284	28,485,248	21,693,607	154,778	170,552	212,682	271,665	255,762
Toys and Requisites for Games and Sports, including Fishing Tackle (other than Firearms) - No.	—	—	—	—	—	19,023	17,599	19,714	17,900	20,184
Umbrellas, including Parasols and Sunshades - No.	20,387	52,104	73,602	76,169	127,641	1,442	3,949	5,284	5,615	9,596
Wax of all kinds, other than Paraffin Wax (excluding Candles) - Cwt.	4,671	6,998	8,552	12,527	7,646	26,104	39,215	49,240	65,911	46,054

* Separately recorded from April 1911.

Total Exports of Articles of Indian Produce and Manufacture—concluded.

ARTICLES.	QUANTITIES.					VALUE.				
	1908-9.	1909-10.	1910-11.	1911-12.	1912-13.	1908-9.	1909-10.	1910-11.	1911-12.	1912-13.
Wood and Timber:						£	£	£	£	£
Timber (other than Railway Sleepers):										
Teak - - - - - Cub. Tons	27,214	35,628	53,088	48,375	61,421	267,962	361,629	579,501	487,719	694,956
Other Timber - - - "	4,187	5,200	5,419	6,620	9,066	20,813	30,946	30,882	44,092	52,724
Wood:										
Firewood - - - - - Tons	4	125	2	1,499	2,400	2	86	2	1,282	1,710
Ornamental:										
Ebony - - - - -	—	—	—	—	—	1,011	924	1,058	726	1,154
Sandal - - - - -	—	—	—	—	—	69,008	49,757	89,067	88,658	101,529
Other kinds - - - - -	—	—	—	—	—	1,454	5,774	2,248	828	2,063
Manufactures of wood, other than Furniture and Cabinet-ware	—	—	—	—	—	23,860	16,521	19,833	12,559	15,446
Total Wood and Timber	—	—	—	—	—	384,110	465,637	722,066	635,864	809,582
Articles (not specified) exported by Post	—	—	—	—	—	588,408	372,347	629,464	587,104	631,402
All other Articles Merchandise:										
Unmanufactured	—	—	—	—	—	101,800	109,873	113,369	135,245	167,317
Manufactured	—	—	—	—	—	31,316	28,523	24,790	42,310	46,941
GRAND TOTAL	—	—	—	—	—	99,904,842	122,997,605	137,060,846	147,879,063	160,899,289

No. 11.

IMPORTS OF PRINCIPAL ARTICLES, DISTINGUISHING PRINCIPAL COUNTRIES.

Animals Living:										
Horses (IV.):										
United Kingdom - - - - - No.	150	145	234	472	223	13,158	11,149	21,243	41,279	20,353
Persia - - - - - "	26	210	357	472	370	598	4,421	7,158	9,447	6,338
Turkey, Asiatic:—										
Persian Gulf* - - - - - "	976	881	2,488	1,460	682	21,807	19,042	50,020	29,230	13,076
Australia - - - - - "	4,867	6,181	8,200	7,417	5,502	142,324	181,758	280,283	221,251	157,278
Other Countries - - - - - "	331	135	165	65	97	11,633	3,800	4,735	2,227	2,406
	6,400	7,552	11,444	9,886	6,874	189,520	220,170	363,434	303,434	199,451
Other Kinds (IV.):										
United Kingdom - - - - - No.	1,003	1,453	1,536	1,280	1,169	4,152	4,901	7,476	4,799	4,605
China, Treaty Ports - - - - - "	0	0	1,020	1,155	1,606	0	0	13,900	15,390	21,413
Straits Settlements - - - - - "	405	13	49	420	144	6,691	260	79	52	392
Australia - - - - - "	647	217	527	671	173	797	1,975	7,864	2,010	1,022
Other Countries - - - - - "	1,133	1,936	1,530	2,329	2,208	2,584	3,757	3,586	3,145	3,181
	3,188	3,619	4,662	5,855	5,300	14,224	10,893	32,605	25,396	30,613
TOTAL, Animals Living	9,588	11,171	16,106	15,741	12,174	203,744	231,063	396,089	328,830	230,064
Apparel (excluding hosiery and boots and shoes):										
Apparel, including drapery, uniforms, accoutrements (III. A.):										
United Kingdom - - - - -	—	—	—	—	—	229,009	239,919	286,012	362,531	287,813
Austria-Hungary - - - - -	—	—	—	—	—	18,875	15,443	27,167	27,018	37,730
France - - - - -	—	—	—	—	—	2,933	3,300	3,744	5,294	4,491
Germany - - - - -	—	—	—	—	—	17,415	15,820	23,989	45,258	38,667
Italy - - - - -	—	—	—	—	—	9,566	18,052	30,105	25,660	10,573
Switzerland - - - - -	—	—	—	—	—	1,369	705	3,355	6,288	4,416
Ceylon - - - - -	—	—	—	—	—	4,702	18,484	12,189	9,840	8,359
China, Hong-Kong - - - - -	—	—	—	—	—	5,419	7,447	6,659	6,342	5,564
" Treaty Ports - - - - -	—	—	—	—	—	9,762	9,041	10,268	14,008	12,052
Japan - - - - -	—	—	—	—	—	45,413	43,138	60,944	57,714	71,973
Straits Settlements - - - - -	—	—	—	—	—	8,423	7,353	10,693	10,374	7,133
Other Countries - - - - -	—	—	—	—	—	4,944	6,823	6,169	6,955	5,326
	—	—	—	—	—	357,780	380,525	481,274	577,282	494,097
Gold and Silver Thread (III. A.)										
Austria-Hungary - - - - -	—	—	—	—	—	3,896	3,063	3,138	5,520	5,810
France - - - - -	—	—	—	—	—	182,897	199,208	249,951	225,540	244,898
Germany - - - - -	—	—	—	—	—	26,194	30,643	31,240	53,636	35,721
Russia - - - - -	—	—	—	—	—	4,995	5,335	11,018	8,454	9,560
Other Countries - - - - -	—	—	—	—	—	4,427	2,749	9,584	4,617	7,276
	—	—	—	—	—	222,349	240,998	304,911	297,767	303,265

* Figures prior to 1911-12 relate to whole of Asiatic Turkey.

Imports of Principal Articles, distinguishing Principal Countries—continued.

ARTICLES AND COUNTRIES.	QUANTITIES.					VALUE.				
	1908-9.	1909-10.	1910-11.	1911-12.	1912-13.	1908-9.	1909-10.	1910-11.	1911-12.	1912-13.
Apparel (excluding hosiery and boots and shoes)—cont.										
Hats, Caps, Bonnets, and Hatters' Ware (III. A.):						£	£	£	£	£
United Kingdom	—	—	—	—	—	40,688	40,845	50,904	51,187	55,942
Austria-Hungary	—	—	—	—	—	3,994	3,850	10,842	6,505	11,924
Germany	—	—	—	—	—	3,395	3,491	8,274	7,447	1,956
Italy	—	—	—	—	—	6,739	3,424	11,909	23,456	32,020
Other Countries	—	—	—	—	—	5,297	3,160	6,822	3,214	3,976
	—	—	—	—	—	60,113	54,570	88,751	91,809	105,818
*Lametta (III. A.):										
Austria-Hungary Cwt.	9,856	16,240	60,144	40,656	44,171	1,044	1,745	6,294	4,436	4,917
France " "	228,480	174,100	229,824	238,224	246,966	24,771	18,651	25,768	26,635	26,018
Germany " "	184,688	192,640	203,840	259,280	244,473	19,825	19,895	21,854	26,308	20,759
Other Countries " "	31,136	6,608	11,760	29,792	23,206	2,485	651	1,197	2,817	2,308
	454,160	389,648	505,568	567,952	558,816	48,125	40,942	55,048	60,194	60,002
†Second-hand clothing (III. A.):										
United Kingdom	—	—	—	—	—	—	—	—	—	96,549
Other Countries	—	—	—	—	—	—	—	—	—	2,655
	—	—	—	—	—	—	—	—	—	99,204
†Water-proofed clothing (III. A.):										
United Kingdom	—	—	—	—	—	—	—	—	—	11,491
Other Countries	—	—	—	—	—	—	—	—	—	85
	—	—	—	—	—	—	—	—	—	11,576
TOTAL, Apparel, &c.						688,917	717,035	929,984	1,027,052	1,073,962
Arms, Ammunition and Military Stores:										
Cartridge Cases:										
†Filled (III. B.):										
United Kingdom No.	—	—	—	—	8,244,698	—	—	—	—	22,928
Other Countries " "	—	—	—	—	1,492,520	—	—	—	—	2,776
	—	—	—	—	9,737,218	—	—	—	—	25,704
†Empty (III. B.):										
United Kingdom No.	—	—	—	—	4,137,248	—	—	—	—	6,063
Other Countries " "	—	—	—	—	18,932	—	—	—	—	20
	—	—	—	—	4,151,180	—	—	—	—	6,083
TOTAL, Cartridge Cases "					13,888,398	—	—	—	—	31,787
Explosives:										
†Blasting Fuse (III. B.):										
United Kingdom Cwt.	—	—	—	—	1,154	—	—	—	—	6,899
Other Countries " "	—	—	—	—	297	—	—	—	—	785
	—	—	—	—	1,451	—	—	—	—	7,684
†Blasting Gelatine (III. B.):										
United Kingdom Cwt.	—	—	—	—	7,531	—	—	—	—	52,157
Other Countries " "	—	—	—	—	7	—	—	—	—	23
	—	—	—	—	7,538	—	—	—	—	52,180
†Dynamite (III. B.):										
United Kingdom Cwt.	—	—	—	—	2,583	—	—	—	—	15,923
†Gelatine Dynamite (III. B.):										
United Kingdom Cwt.	—	—	—	—	1,486	—	—	—	—	7,847
†Others (III. B.):										
United Kingdom Cwt.	15,696	13,015	13,480	16,063	2,947	92,400	80,991	83,396	98,894	18,871
Germany " "	985	476	894	1,497	450	4,951	1,662	4,273	8,104	1,520
Other Countries " "	171	213	129	264	240	397	1,047	798	1,279	1,655
	16,852	13,704	14,503	17,844	3,637	97,748	83,700	88,467	108,277	22,056
TOTAL, Explosives "	16,852	13,704	14,503	17,844	16,695	97,748	83,700	88,467	108,277	105,690

* Figures prior to 1912-13 represent Copper Lametta.

† Separately recorded from April 1912.

‡ Figures prior to 1912-13 represent "Dynamite and all other Explosives."

Imports of Principal Articles, distinguishing Principal Countries—continued.

ARTICLES AND COUNTRIES.	QUANTITIES.					VALUE.				
	1908-9.	1909-10.	1910-11.	1911-12.	1912-13.	1908-9.	1909-10.	1910-11.	1911-12.	1912-13.
Arms, Ammunition, and Military Stores—cont.						£	£	£	£	£
Firearms and parts thereof (III. B.):										
United Kingdom - - -	—	—	—	—	—	51,349	51,398	53,700	59,150	54,213
Other Countries - - -	—	—	—	—	—	10,400	8,910	11,541	10,972	11,881
						61,749	60,308	65,241	64,122	66,094
Gunpowder, common (III. B.):										
United Kingdom - Lb.	135,592	158,804	184,176	218,984	281,385	4,808	5,892	5,739	7,405	8,091
Other Countries - "	0	0	114	0	3,528	0	0	6	0	100
"	135,592	158,804	184,290	218,984	284,913	4,808	5,892	5,745	7,405	8,791
Gunpowder, sporting (III. B.):										
United Kingdom - Lb.	115,606	98,302	92,412	80,571	105,898	8,857	7,385	7,819	6,368	8,365
Other Sorts (III. B.):										
United Kingdom - - -	—	—	—	—	—	39,791	33,387	45,501	44,429	15,279
Other Countries - - -	—	—	—	—	—	3,549	4,215	3,575	4,004	1,888
						43,340	37,602	49,076	48,433	17,217
TOTAL, Arms, Ammunition, &c.						216,502	194,887	216,348	234,605	237,044
*Art, Works of, other than Pictures (III. P.):										
United Kingdom - - -	—	—	—	—	—	20,187	17,939	18,155	31,001	23,523
Germany - - - - -	—	—	—	—	—	4,797	2,964	3,266	6,408	882
Other Countries - - -	—	—	—	—	—	6,707	10,344	12,244	13,019	7,332
						31,691	31,247	33,665	50,428	31,737
†Baskets and Basketware (III. P.)										3,786
Belting for Machinery:										
†Of Leather (III. J.):										
United Kingdom - - -	—	—	—	—	—	—	—	—	—	130,178
United States - - -	—	—	—	—	—	—	—	—	—	5,398
Other Countries - - -	—	—	—	—	—	—	—	—	—	2,509
										138,085
†Of other Material (III. J.):										
United Kingdom - - -	—	—	—	—	—	—	—	—	—	97,099
Germany - - - - -	—	—	—	—	—	—	—	—	—	8,753
Other Countries - - -	—	—	—	—	—	—	—	—	—	1,809
										107,161
TOTAL, Belting for Machinery										245,246
Books, Printed, and Printed Matter (not being Stationery), including Maps and Charts (III. P.):										
United Kingdom - Cwt.	33,087	27,347	30,012	28,435	30,883	254,998	240,145	251,887	292,707	268,651
United States - - "	596	618	1,144	570	606	5,569	5,317	7,327	5,329	6,966
Other Countries - - "	1,364	995	2,518	914	925	8,628	6,808	8,512	5,922	6,808
	35,047	28,960	33,674	29,919	32,414	269,198	252,268	267,726	303,958	282,425
Boots and Shoes:										
†Of Leather (III. A.):										
United Kingdom - Pairs	—	—	—	—	1,727,079	—	—	—	—	981,533
Other Countries - - "	—	—	—	—	53,611	—	—	—	—	11,459
					1,780,690					992,992
†Of other Materials (III. A.):										
United Kingdom - Pairs	—	—	—	—	316,106	—	—	—	—	26,497
Austria-Hungary - - "	—	—	—	—	242,554	—	—	—	—	11,923
Other Countries - - "	—	—	—	—	343,741	—	—	—	—	11,786
					902,401					49,556

* Figures prior to 1912-13 are inclusive of "Pictures."

† Separately recorded from April 1912.

Imports of Principal Articles, distinguishing Principal Countries—continued.

ARTICLES AND COUNTRIES.	QUANTITIES.					VALUE.				
	1908-9.	1909-10.	1910-11.	1911-12.	1912-13.	1908-9.	1909-10.	1910-11.	1911-12.	1912-13.
Boots and Shoes—cont.										
Total Boots and Shoes:										
United Kingdom - Pairs	1,151,723	1,045,641	1,230,133	1,618,056	2,043,185	£ 227,415	£ 220,505	£ 272,793	£ 321,485	£ 408,030
Austria-Hungary - "	189,871	140,524	265,129	311,966	265,548	14,938	10,619	17,658	18,414	15,860
Other Countries - "	329,626	341,515	295,596	386,105	374,356	17,357	17,583	14,264	19,707	18,658
	1,671,220	1,527,680	1,790,858	2,316,147	2,683,091	259,710	248,707	304,715	366,606	442,548
Bristles and Fibre for Brushes and Brooms (II. J.) - Cwt.	487	585	624	991	1,328	1,054	1,551	1,354	1,681	1,988
*Brushes and Brooms (III. P.):										
United Kingdom - Doz.	—	—	—	—	46,924	—	—	—	—	10,089
Austria-Hungary - "	—	—	—	—	62,170	—	—	—	—	9,084
Germany - "	—	—	—	—	43,021	—	—	—	—	6,089
Other Countries - "	—	—	—	—	152,547	—	—	—	—	5,060
	—	—	—	—	304,662	—	—	—	—	39,322
Building and Engineering Materials, other than of Iron, Steel, or Wood:										
Asphalt (III. P.):										
United Kingdom - Cwt.	42,834	36,076	51,093	49,926	73,051	7,831	6,180	8,961	9,341	13,791
Other Countries - "	1,681	18,405	9,296	1,377	1,692	413	1,401	1,189	412	538
	44,515	54,481	60,389	51,303	74,743	8,244	7,581	10,150	9,753	14,329
†Bricks (III. P.):										
United Kingdom - No.	14,347,233	10,840,551	10,890,769	8,327,618	2,997,202	59,410	47,920	51,012	45,737	25,295
Belgium - "	496,584	641,005	378,617	336,061	7,000	6,530	5,688	3,619	3,647	45
France - "	2,421,021	2,851,245	2,937,476	2,270,669	0	9,943	8,374	10,239	8,307	0
Germany - "	89,295	430,488	1,073,053	260,363	279,704	1,772	5,002	16,805	2,966	5,437
Italy - "	4,673,101	3,881,317	2,219,043	1,379,706	7,697	14,005	13,874	11,151	12,644	485
Other Countries - "	441,579	524,398	558,016	563,480	64,345	1,664	1,337	2,885	2,150	1,586
	22,468,813	19,169,004	18,056,974	13,137,897	3,355,948	93,324	82,695	95,771	75,451	32,848
Cement (III. P.):										
United Kingdom - Cwt.	1,679,962	1,669,456	2,203,228	2,014,566	2,470,693	231,871	216,705	271,875	262,957	365,021
Austria-Hungary - "	26,486	22,004	28,045	36,141	52,553	3,493	2,585	3,973	4,457	6,792
Belgium - "	160,241	198,414	124,818	80,419	251,602	17,224	20,475	11,672	7,932	26,681
Germany - "	46,205	46,319	112,767	103,335	322,708	5,781	5,696	11,965	11,812	44,964
Italy - "	3,223	1,766	16,321	35,987	55,536	394	206	1,575	3,800	6,454
China, Hong-Kong - "	127,456	60,502	42,600	56,918	37,712	4,078	7,887	5,129	7,175	4,713
Other Countries - "	21,092	13,725	5,117	9,657	20,480	2,664	2,040	910	1,539	2,896
	1,964,665	2,012,166	2,532,896	2,339,023	3,211,289	285,505	255,594	307,099	299,771	457,478
Chalk and Lime, excluding French Chalk (III. P.) Cwt.	33,387	43,111	36,066	37,098	36,893	2,150	3,250	2,309	2,455	2,882
Clay (III. P.):										
United Kingdom - Cwt.	79,020	84,932	87,428	65,971	61,803	9,402	9,239	9,383	8,120	7,133
Other Countries - "	2,821	3,447	17,593	2,170	59	266	392	2,247	574	22
	81,841	88,379	105,021	68,141	61,862	9,668	9,631	11,630	8,694	7,155
Pipes of Earthenware (III. P.):										
United Kingdom - Cwt.	19,881	26,147	79,492	40,235	15,801	3,856	4,994	14,420	7,909	3,434
Other Countries - "	1	5	6	414	833	2	3	5	97	192
	19,882	26,152	79,498	40,649	16,634	3,858	4,997	14,425	8,006	3,626
*Tiles (III. P.):										
United Kingdom - No.	—	—	—	—	4,927,505	—	—	—	—	21,144
Belgium - "	—	—	—	—	531,132	—	—	—	—	5,365
France - "	—	—	—	—	2,049,022	—	—	—	—	8,966
Italy - "	—	—	—	—	2,365,174	—	—	—	—	12,099
Other Countries - "	—	—	—	—	539,245	—	—	—	—	4,419
	—	—	—	—	10,412,078	—	—	—	—	52,013
Other Kinds (III. P.) - Cwt.	52,587	37,530	42,143	51,661	83,795	27,789	17,787	25,993	26,618	42,681
TOTAL, Building and Engineering Materials	—	—	—	—	—	410,538	381,535	467,377	430,748	613,017

* Separately recorded from April 1912

† Figures prior to 1912-13 are inclusive of "Tiles."

Imports of Principal Articles, distinguishing Principal Countries—continued.

ARTICLES AND COUNTRIES.	QUANTITIES.					VALUE.				
	1908-9.	1909-10.	1910-11.	1911-12.	1912-13.	1908-9.	1909-10.	1910-11.	1911-12.	1912-13.
Candles of all kinds (III. P.):										
United Kingdom - Lb.	1,811,069	1,848,052	1,956,834	1,938,351	1,861,766	£ 38,367	£ 36,802	£ 41,237	£ 38,899	£ 40,030
Belgium - "	452,996	658,971	833,655	430,585	513,192	9,565	12,715	16,100	8,751	10,679
Other Countries - "	150,998	183,905	81,406	88,083	146,251	3,545	3,715	1,871	1,894	2,891
	2,415,063	2,690,928	2,871,895	2,456,919	2,521,209	51,477	53,232	59,208	49,544	53,600
Canes and Rattans (II. J.):										
Straits Settlements - Cwt.	49,308	40,194	46,206	48,034	42,512	31,354	26,635	28,236	30,255	23,216
Other Countries - "	1,517	569	3,002	399	2,133	582	195	1,442	264	609
	50,825	40,763	49,208	48,433	44,645	31,936	26,830	29,678	30,519	23,825
Carriages and Carts (excluding Railway Carriages) and parts thereof:										
*Carriages and Carts (III. C.):										
United Kingdom - No.	—	—	—	—	7,613	—	—	—	—	31,654
Other Countries - "	—	—	—	—	3,603	—	—	—	—	12,065
	—	—	—	—	11,216	—	—	—	—	43,719
*Parts of Carriages and Carts (III. C.):										
United Kingdom - "	—	—	—	—	—	—	—	—	—	102,852
Germany - "	—	—	—	—	—	—	—	—	—	18,942
Other Countries - "	—	—	—	—	—	—	—	—	—	6,104
	—	—	—	—	—	—	—	—	—	127,898
Total Carriages and Carts:										
United Kingdom - "	—	—	—	—	—	137,605	100,415	151,004	194,568	134,506
Belgium - "	—	—	—	—	—	3,493	3,386	4,841	5,118	2,755
France - "	—	—	—	—	—	1,136	892	7,057	3,541	779
Germany - "	—	—	—	—	—	22,459	8,188	11,714	16,019	23,369
United States - "	—	—	—	—	—	4,315	4,156	4,573	3,901	5,298
Other Countries - "	—	—	—	—	—	3,623	2,369	3,832	3,187	4,915
	—	—	—	—	—	172,631	119,426	183,021	166,334	171,617
*Chalk, French (II. J.) - Cwt.	—	—	—	—	7,117	—	—	—	—	1,368
Chemicals and Chemical Preparations (excluding Chemical Manures and Medicines):										
Acids:										
*Nitric (III. D.):										
United Kingdom - Cwt.	—	—	—	—	5,120	—	—	—	—	9,703
Other Countries - "	—	—	—	—	16	—	—	—	—	47
	—	—	—	—	5,136	—	—	—	—	9,750
Sulphuric (III. D.):										
United Kingdom - Cwt.	60,919	74,221	79,742	52,516	38,331	38,172	46,496	49,218	32,951	24,476
Other Countries - "	180	219	30	97	449	210	177	70	228	256
	61,099	74,440	79,772	52,613	38,780	38,382	46,675	49,288	33,179	24,732
*Other Sorts (III. D.):										
United Kingdom - Cwt.	—	—	—	—	5,975	—	—	—	—	12,141
Other Countries - "	—	—	—	—	2,567	—	—	—	—	8,859
	—	—	—	—	8,542	—	—	—	—	21,000
TOTAL, Acids	—	—	—	—	52,458	—	—	—	—	55,482
†Aluminous Sulphates (including Alum) (III. D.):										
United Kingdom - Cwt.	65,044	67,419	70,445	53,482	88,209	19,946	20,796	21,409	16,630	27,073
Other Countries - "	4,574	3,441	808	1,047	12,879	1,409	990	294	320	4,068
	69,618	70,860	71,253	54,529	101,088	21,355	21,776	21,703	16,950	31,146
Ammonia and Salts thereof (III. D.):										
United Kingdom - Cwt.	4,388	6,199	7,274	8,868	10,975	8,565	12,128	14,226	17,667	24,223
Other Countries - "	20	0	48	0	658	28	0	100	0	1,175
	4,408	6,199	7,322	8,868	11,633	8,593	12,128	14,326	17,667	25,403
Arsenic and its Oxides (III. D.) Cwt.	3,590	3,570	1,773	1,837	1,869	5,583	5,183	2,304	2,747	2,282

* Separately recorded from April 1912.

† Figures prior to 1912-13 represent "Alum."

Imports of Principal Articles, distinguishing Principal Countries—continued.

ARTICLES AND COUNTRIES.	QUANTITIES.					VALUE.				
	1908-9.	1909-10.	1910-11.	1911-12.	1912-13.	1907-8.	1909-10.	1910-11.	1911-12.	1912-13.
Chemicals, &c.—cont.										
Bleaching Materials (III. D.):						£	£	£	£	£
United Kingdom - Cwt.	69,121	58,924	65,069	62,685	53,470	27,582	23,114	23,902	33,926	21,248
Other Countries - "	8,483	7,370	6,889	7,695	5,674	2,806	2,596	2,405	2,632	2,372
"	77,604	66,294	71,958	70,380	59,344	30,388	25,710	26,307	26,758	23,620
Carbide of Calcium (III. D.):										
Germany - Cwt.	1,139	1,917	3,444	1,066	7,487	1,094	1,513	1,931	863	5,923
Norway - "	9,631	6,906	6,497	8,261	3,738	8,295	5,915	4,376	6,259	2,873
Other Countries - "	1,801	842	2,778	2,917	2,489	1,526	565	963	2,074	1,336
"	12,571	9,665	11,719	12,244	13,714	10,915	7,393	7,770	9,196	10,131
Copperas (III. D.):										
United Kingdom - Cwt.	22,244	23,440	24,639	19,983	22,073	6,493	5,878	6,410	3,094	3,976
Other Countries - "	353	75	121	10	4	290	73	80	8	6
"	22,597	23,515	24,760	19,993	22,077	6,783	5,951	6,470	3,102	3,982
Disinfectants (III. D.):										
United Kingdom - Cwt.	17,147	20,227	20,852	22,568	24,272	19,741	20,250	22,796	24,164	24,482
Other Countries - "	333	726	814	719	938	481	931	890	1,171	1,301
"	17,480	20,953	21,666	23,287	25,210	20,222	21,181	23,676	25,335	25,783
Potassium Compounds:										
Cyanide of Potassium (III. D.):										
United Kingdom - Cwt.	5,170	4,659	4,353	4,679	5,662	21,063	20,401	18,949	20,315	24,877
Other Countries - "	5	3	8	3	8	21	16	46	13	40
"	5,175	4,662	4,361	4,682	5,670	21,084	20,417	18,995	20,328	24,917
Saltpetre (III. D.) - Cwt.	54	45	60	46	65	84	81	80	76	127
*Other Sorts (III. D.):										
United Kingdom - Cwt.	—	—	—	—	4,174	—	—	—	—	7,550
Other Countries - "	—	—	—	—	4,246	—	—	—	—	7,704
"	—	—	—	—	8,420	—	—	—	—	15,254
TOTAL, Potassium Compounds - "	—	—	—	—	14,155	—	—	—	—	40,298
Soda Compounds:										
Bicarbonate of Soda (Sodium Bicarbonate) (III. D.):										
United Kingdom - Cwt.	66,677	84,317	77,142	92,374	86,109	26,536	32,190	27,953	31,329	28,552
Other Countries - "	184	114	2	70	45	76	58	1	29	31
"	66,861	84,431	77,144	92,444	86,154	26,612	32,248	27,954	31,358	28,583
Borax (including Boracic Acid) (III. D.):										
United Kingdom - Cwt.	3,037	6,139	4,014	5,253	6,598	2,865	5,586	3,857	4,850	6,048
Other Countries - "	527	407	70	560	90	490	364	68	484	96
"	3,564	6,546	4,084	5,813	6,688	3,355	5,950	3,920	5,334	6,144
Caustic Soda (Sodium Hydroxide) (III. D.):										
United Kingdom - Cwt.	79,065	83,124	87,677	79,568	96,970	48,090	50,656	54,145	47,809	52,315
Other Countries - "	954	3,224	3,338	7,041	1,866	585	1,999	2,010	4,168	1,216
"	80,019	86,348	91,015	86,609	98,836	48,675	52,655	56,155	51,977	53,534
†Sodium Carbonate (Soda Ash, and Soda Crystals) (III. D.):										
United Kingdom - Cwt.	—	—	260,404	365,327	276,944	—	—	76,241	105,127	74,503
Other Countries - "	—	—	209	289	180	—	—	114	87	71
"	—	—	260,613	365,616	277,124	—	—	76,355	105,214	74,574
Other Sorts (III. D.):										
United Kingdom - Cwt.	183,196	237,494	25,714	37,648	43,975	53,794	70,362	9,353	11,406	13,556
Germany - "	2,890	3,986	7,128	6,596	7,954	1,672	3,797	3,797	4,213	5,144
Other Countries - "	229	4,014	10,786	7,278	14,333	123	678	1,787	1,183	2,287
"	186,315	245,494	43,628	51,520	66,262	55,594	73,273	14,937	16,752	20,987
TOTAL, Soda Compounds - "	336,759	422,819	476,434	601,952	535,064	134,236	164,126	179,321	210,635	183,823

* Separately recorded from April 1912.

† Separately recorded from April 1910.

Imports of Principal Articles, distinguishing Principal Countries—continued.

ARTICLES AND COUNTRIES.	QUANTITIES.					VALUE.				
	1908-9.	1909-10.	1910-11.	1911-12.	1912-13.	1907-8.	1909-10.	1910-11.	1911-12.	1912-13.
Chemicals, &c.—cont.						£	£	£	£	£
Sulphur (III. D.):										
Italy - - - Cwt.	64,876	70,923	90,632	84,931	80,118	22,085	24,213	29,171	28,207	26,460
Japan - - - "	1	1,836	9,141	13,302	25,539	1	466	2,208	3,606	6,177
Other Countries - - "	3,705	772	1,853	6,068	9,327	787	320	623	1,962	3,173
"	68,582	73,531	101,626	104,301	114,984	22,873	24,999	32,002	33,875	35,810
Other Sorts (III. D.):										
United Kingdom - - -	—	—	—	—	—	114,725	109,332	119,691	138,533	108,546
Belgium - - - "	—	—	—	—	—	3,816	5,627	6,676	9,630	8,980
Germany - - - "	—	—	—	—	—	41,631	48,141	50,371	52,454	56,986
Other Countries - - -	—	—	—	—	—	13,744	12,025	13,179	14,819	9,477
"	—	—	—	—	—	173,916	175,125	189,917	215,436	183,989
TOTAL, Chemicals - - -	—	—	—	—	—	494,414	530,745	572,068	615,284	621,728
Chinese and Japanese Ware (including Lacquered Ware, but excluding Earthenware and Porcelain) (III. H.):										
Japan - - - "	—	—	—	—	—	6,239	6,032	6,865	9,069	4,506
Other Countries - - -	—	—	—	—	—	4,200	5,530	4,692	4,485	3,193
"	—	—	—	—	—	10,439	11,562	11,557	13,554	7,699
Clocks and Watches and parts thereof:										
*Clocks and Timepieces (III. E.):										
United Kingdom - No.	—	—	—	—	15,604	—	—	—	—	8,310
France - - - "	—	—	—	—	28,794	—	—	—	—	5,076
Germany - - - "	—	—	—	—	59,275	—	—	—	—	5,777
United States - - - "	—	—	—	—	90,651	—	—	—	—	27,919
Japan - - - "	—	—	—	—	30,081	—	—	—	—	7,898
Other Countries - - -	—	—	—	—	60,846	—	—	—	—	7,145
"	—	—	—	—	285,251	—	—	—	—	61,225
*Watches (III. E.):										
United Kingdom - No.	—	—	—	—	36,652	—	—	—	—	8,687
France - - - "	—	—	—	—	165,909	—	—	—	—	31,091
Switzerland - - - "	—	—	—	—	264,275	—	—	—	—	52,977
Other Countries - - -	—	—	—	—	34,027	—	—	—	—	6,710
"	—	—	—	—	500,863	—	—	—	—	99,465
*Parts of Clocks and Watches (III. E.):	—	—	—	—	—	—	—	—	—	5,608
†Total Clocks and Watches and parts thereof:										
United Kingdom - No.	45,757	49,484	47,246	67,752	—	17,129	18,273	15,710	16,715	20,098
Austria-Hungary - - -	24,070	34,638	41,386	40,333	—	3,435	4,273	5,647	4,133	4,932
France - - - "	119,723	167,002	173,999	165,801	—	21,998	33,815	36,543	30,979	36,503
Germany - - - "	61,060	56,450	67,728	105,118	—	7,775	6,102	7,079	10,244	8,783
Switzerland - - - "	143,733	126,366	201,227	285,298	—	42,566	30,127	34,370	55,998	54,982
United States - - - "	77,387	94,174	65,307	78,400	—	24,518	23,112	21,245	22,783	27,500
Japan - - - "	9,425	13,664	22,992	45,179	—	2,898	4,423	6,728	11,823	8,164
Other Countries - - -	8,166	5,876	27,275	11,508	—	2,687	3,522	7,012	3,123	5,331
"	489,321	547,704	647,160	799,389	—	123,006	123,652	134,334	155,798	166,298
Coal, Coke, and Patent Fuel:										
Coal (II. A.):										
United Kingdom - Tons	199,741	279,391	246,713	179,763	157,852	254,889	320,218	280,894	207,873	211,678
Germany - - - "	0	0	0	1,435	4,558	0	0	0	1,542	5,621
Holland - - - "	0	0	0	22,738	41,856	0	0	0	25,481	46,852
East African Protectorate - - - "	0	6,208	0	0	0	0	5,380	0	0	0
Natal - - - "	70,354	78,569	15,854	25,479	112,825	79,523	78,962	16,281	24,077	126,483
Portuguese East Africa - - -	10,140	6,461	177	5,373	50,259	10,831	6,235	156	4,250	57,835
Transvaal - - - "	0	0	0	0	55,734	0	0	0	0	71,948
China Treaty Ports - - - "	0	0	500	200	12,250	0	0	533	173	14,317
Japan - - - "	5,950	5,523	13,629	14,092	107,233	5,747	5,155	16,733	16,341	111,161
Australia - - - "	145,796	27,189	44,505	35,718	95,596	151,056	27,843	44,798	39,046	100,822
Other Countries - - - "	3,418	3,037	1,269	920	5,039	3,787	4,077	1,206	881	5,757
"	435,399	406,378	322,647	285,748	643,202	505,833	447,870	360,601	319,664	752,274
Coke (II. A.):										
United Kingdom - Tons.	17,333	13,620	7,388	6,432	4,654	37,560	23,813	14,474	12,659	13,073
Other Countries - - - "	115	30	0	662	552	251	76	0	1,122	1,080
"	17,448	13,650	7,388	7,094	5,206	37,811	23,889	14,474	13,781	14,153

* Separately recorded from April 1912.

† Figures prior to 1912-13 represent "Clocks and Watches."

Imports of Principal Articles, distinguishing Principal Countries—continued.

ARTICLES AND COUNTRIES.	QUANTITIES.					VALUE.				
	1908-9.	1909-10.	1910-11.	1911-12.	1912-13.	1908-9.	1909-10.	1910-11.	1911-12.	1912-13.
Coal, Coke, and Patent Fuel—cont.										
Patent Fuel (II. A.):										
United Kingdom - Tons.	2,950	8,498	4,140	5,063	5,286	£ 4,668	£ 12,212	£ 6,322	£ 8,514	£ 11,618
Other Countries - "	9	9	6	7	0	6	98	18	2	0
" " " " " "	2,959	8,507	4,146	5,070	5,286	4,674	12,305	6,340	8,516	11,618
TOTAL, Coal, Coke, and Patent Fuel - " }	455,806	428,585	394,181	297,912	658,694	548,318	494,064	381,415	341,961	778,045
Coffee (other than Roasted or Ground) (I. I.):										
Austria-Hungary - Cwt.	873	2,326	661	655	837	2,097	5,399	1,913	2,149	2,543
Straits Settlements - "	3,300	2,340	2,430	2,745	2,132	6,614	4,929	4,921	6,472	4,770
Other Countries - "	4,216	1,768	1,603	1,362	865	9,795	4,307	4,386	4,924	3,281
" " " " " "	8,389	6,429	4,694	4,762	3,834	18,506	14,635	11,220	13,545	10,594
Coir, unmanufactured (II. J.):										
Cwt.	1,191	389	1,190	447	1,365	416	101	414	191	699
Coir, manufactured (excluding Rope) (III. P.) - Cwt.	5,129	5,971	4,381	3,137	2,856	3,861	3,819	3,276	2,288	2,064
Coral (IV.):										
Italy - Lb.	82,957	55,543	56,355	44,809	53,512	11,726	8,473	5,659	2,677	5,018
Other Countries - "	6,368	1,644	765	1,698	412	608	32	29	1,533	12
" " " " " "	89,325	57,187	57,120	46,507	53,924	12,334	8,505	5,688	4,210	5,030
Cordage and Rope of Vegetable Fibre (excluding Jute and Cotton) (III. P.):										
United Kingdom - Cwt.	8,050	8,180	6,008	7,630	8,338	24,570	26,706	20,568	27,270	32,761
Austria-Hungary - "	987	1,551	1,494	1,252	2,912	3,853	4,632	3,755	4,754	10,747
United States - "	3,080	21	503	62	288	9,425	82	1,691	214	831
China, Hong-Kong - "	4,731	9,067	10,462	8,868	8,666	10,382	18,638	23,696	17,368	18,187
Other Countries - "	2,397	4,313	2,980	3,836	3,186	6,087	7,749	7,136	8,038	7,868
" " " " " "	19,295	23,132	21,387	21,648	23,390	54,317	57,807	56,841	57,644	70,394
Cork Manufactures (III. P.):										
United Kingdom - Cwt.	650	545	648	930	960	4,812	4,567	4,950	5,074	6,004
Other Countries - "	544	604	877	854	977	3,926	4,444	4,608	4,940	6,112
" " " " " "	1,194	1,149	1,525	1,784	1,937	8,738	9,011	9,558	10,014	12,116
Cutlery (III. E.):										
United Kingdom - - -	—	—	—	—	—	61,277	56,438	74,124	72,957	69,798
Belgium - - - - -	—	—	—	—	—	11,179	8,330	11,894	13,911	9,972
Germany - - - - -	—	—	—	—	—	40,556	26,524	44,924	50,459	53,894
United States - - -	—	—	—	—	—	1,990	3,587	7,337	4,335	8,450
Other Countries - -	—	—	—	—	—	1,779	1,619	3,264	3,999	2,545
" " " " " "	—	—	—	—	—	116,781	98,498	141,543	145,661	149,659
Cycles (other than Motor-Cycles), and Parts thereof and Accessories:										
*Cycles, imported entire or in sections (III. C.):										
United Kingdom - No.	—	—	—	—	23,882	—	—	—	—	106,328
Other Countries - - "	—	—	—	—	268	—	—	—	—	1,254
" " " " " "	—	—	—	—	29,150	—	—	—	—	107,582
*Parts of Cycles and Accessories (III. C.):										
United Kingdom - -	—	—	—	—	—	—	—	—	—	113,996
Germany - - - - -	—	—	—	—	—	—	—	—	—	14,414
Other Countries - -	—	—	—	—	—	—	—	—	—	497
" " " " " "	—	—	—	—	—	—	—	—	—	128,817
Total Cycles, and Parts thereof and Accessories:										
United Kingdom - -	—	—	—	—	—	153,639	166,609	166,804	203,917	220,324
Germany - - - - -	—	—	—	—	—	3,313	5,359	14,088	15,581	14,956
Other Countries - -	—	—	—	—	—	1,312	1,637	2,063	1,156	1,119
" " " " " "	—	—	—	—	—	158,264	173,605	182,955	220,654	236,399
Drugs and Medicines (excluding Chemicals and Narcotics):										
Aloes (III. D.) - - Cwt.	1,443	1,693	2,041	2,184	1,404	2,345	2,426	3,188	3,578	2,123

* Separately recorded from April 1912.

Imports of Principal Articles, distinguishing Principal Countries—continued.

ARTICLES AND COUNTRIES.	QUANTITIES.					VALUE.				
	1908-9.	1909-10.	1910-11.	1911-12.	1912-13.	1908-9.	1909-10.	1910-11.	1911-12.	1912-13.
Drugs and Medicines (excluding Chemicals and Narcotics)—cont.						£	£	£	£	£
Asafetida (III. D.):										
Persia - - - Cwt.	2,912	5,558	8,448	5,788	5,017	11,147	20,711	26,252	18,636	22,168
Other Countries - - "	1	14	77	238	13	12	33	365	454	80
	2,913	5,572	8,520	6,024	5,030	11,159	20,744	26,617	19,090	22,198
Camphor (III. D.):										
China, Hong Kong - Lb.	248,814	424,637	232,304	172,770	139,188	17,181	27,334	16,505	12,065	9,378
" Treaty Ports - - "	170,976	62,114	104,017	145,632	81,137	13,768	3,611	6,340	8,340	5,257
Japan - - - " "	359,794	734,717	740,741	859,634	1,038,640	37,688	62,576	63,737	78,500	94,692
Straits Settlements - - "	303,721	213,151	158,298	242,302	145,617	7,484	5,576	4,776	6,732	4,006
Other Countries - - "	10,063	23,299	15,953	85,248	51,597	1,282	1,728	1,359	7,263	4,497
	1,093,368	1,457,918	1,251,313	1,505,636	1,506,179	77,408	100,825	92,717	113,900	117,830
Cassia Lígnea (III. D.):										
China, Hong Kong - Cwt.	10,525	12,874	13,840	8,167	13,457	20,746	25,632	27,417	15,884	23,407
" Treaty Ports - - "	15,923	16,753	22,086	22,732	18,439	30,959	33,101	43,533	42,473	31,321
Other Countries - - "	594	889	453	993	321	1,127	712	894	1,909	641
	27,042	30,016	36,379	31,892	32,217	52,832	59,445	71,844	60,266	55,369
Cocaine (III. D.) - Oz.	1,993	1,074	1,381	1,422	1,709	892	604	776	869	973
*Galangal (III. D.) - Cwt.	5,697	5,874	4,787	5,039	—	1,712	1,908	1,632	1,351	—
Proprietary and Patent Medicines (III. D.):										
United Kingdom - - -	—	—	—	—	—	96,553	125,691	141,680	141,449	125,276
France - - - - -	—	—	—	—	—	4,200	7,231	8,182	9,363	5,427
United States - - - -	—	—	—	—	—	13,604	16,978	15,336	13,028	15,582
Other Countries - - - -	—	—	—	—	—	4,361	4,046	3,563	8,907	7,019
	—	—	—	—	—	118,718	153,946	168,761	172,747	153,304
Quinine and Alkaloids thereof (including Cinchona and Peruvian Bark) (III. D.):										
United Kingdom - Lb.	55,854	93,160	105,330	99,369	73,823	31,353	50,880	59,903	61,568	51,528
Germany - - - - -	16,257	21,091	13,133	14,424	13,142	6,573	8,364	5,662	7,026	7,704
United States - - - -	685	8	6,075	6,153	7,666	346	6	5,199	6,257	7,040
Other Countries - - - -	7,224	5,853	3,611	5,433	10,134	2,967	3,225	2,220	2,594	5,237
	80,020	120,112	128,149	125,379	104,765	41,244	62,475	72,984	77,445	71,509
†Sarsaparilla and preparations thereof (III. D.): -	—	—	—	—	—	—	—	—	—	2,602
Storax, including Liquid Storax (Rose Melloes) (III. D.) - Lb.	56,030	207,288	146,182	49,078	131,778	1,162	4,184	3,168	1,074	2,391
Other Sorts of Drugs and Medicines (III. D.):										
United Kingdom - - -	—	—	—	—	—	122,324	128,693	143,058	164,793	193,455
France - - - - -	—	—	—	—	—	2,830	6,699	4,724	7,347	10,094
Germany - - - - -	—	—	—	—	—	16,679	19,039	19,362	21,083	23,909
United States - - - -	—	—	—	—	—	5,210	6,556	7,047	6,897	8,025
Japan - - - - -	—	—	—	—	—	5,517	4,044	5,958	6,666	8,698
Straits Settlements - -	—	—	—	—	—	6,455	6,696	9,302	11,944	11,675
Turkey, Asiatic: Persian Gulf - - - - -	—	—	—	—	—	4,614	6,056	6,207	4,362	8,538
Other Countries - - - -	—	—	—	—	—	11,232	12,841	12,505	15,274	16,201
	—	—	—	—	—	174,861	190,624	208,658	238,366	275,590
TOTAL, Drugs and Medicines	—	—	—	—	—	482,328	597,181	650,345	689,186	703,889
Dyeing and Tanning Substances:										
Cochineal (III. F.):										
France - - - - - Lb.	2,034	1,916	1,792	1,135	1,148	13,584	9,746	10,047	6,862	10,584
Other Countries - - - -	400	388	346	258	899	2,584	2,710	1,854	1,566	8,292
	2,434	2,304	2,138	1,393	2,047	16,128	12,456	11,901	8,428	18,876
Cutch and Gambier (III. F.):										
Straits Settlements - Cwt.	30,203	37,504	36,937	36,849	43,948	37,631	47,265	47,767	49,913	62,310
Other Countries - - - -	5	9	35	76	96	7	16	43	70	158
	30,208	37,513	36,972	36,925	44,044	37,638	47,281	47,810	49,983	62,468

* Included with "Drugs and Medicines—Other Sorts" from April 1912.

† Separately recorded from April 1912.

‡ Figures prior to 1911-12 relate to the whole of Asiatic Turkey.

Imports of Principal Articles, distinguishing Principal Countries—continued.

ARTICLES AND COUNTRIES.	QUANTITIES.					VALUE.				
	1908-9.	1909-10.	1910-11.	1911-12.	1912-13.	1908-9.	1909-10.	1910-11.	1911-12.	1912-13.
Dyeing and Tanning Substances —cont.										
Dyes obtained from Coal Tar:										
Alizarine (III. F.):						£	£	£	£	£
United Kingdom - Lb.	827,696	1,207,752	1,094,285	1,018,376	1,397,545	25,483	37,482	34,234	29,938	32,280
Belgium - "	938,922	771,782	754,344	798,090	809,189	38,428	37,191	36,297	35,458	31,357
Germany - "	3,844,713	4,781,867	4,013,695	4,213,834	5,948,770	138,031	158,736	140,738	140,270	173,586
Other Countries - "	0	14,560	6,004	32,585	7,540	0	659	616	920	447
"	5,611,331	6,775,961	5,868,328	6,057,875	8,163,044	201,942	234,068	211,835	206,595	237,670
Aniline (III. F.):										
United Kingdom - Lb.	105,722	159,924	102,338	96,881	115,919	7,224	8,772	7,006	6,580	8,365
Belgium - "	399,440	467,146	476,217	381,976	730,222	20,232	23,253	21,665	17,177	35,901
Germany - "	4,714,433	5,392,161	7,317,282	6,496,827	8,000,008	259,209	270,939	387,043	339,248	424,603
Italy - "	37,475	136,778	212,443	75,000	463,380	1,437	6,086	9,205	3,445	19,071
Switzerland - "	1,011,009	798,129	1,019,245	760,721	716,871	43,973	36,500	44,628	33,137	31,170
Other Countries - "	52,949	45,858	76,509	165,189	55,698	2,508	1,679	3,236	7,678	3,066
"	6,321,078	6,999,996	9,204,012	7,976,024	10,082,098	334,583	347,229	472,833	407,265	522,176
*Others (III. F.): - Lb.	—	—	—	—	63,588	—	—	—	—	5,558
TOTAL, Dyes obtained from Coal Tar	11,932,409	13,775,957	15,072,340	14,033,899	18,308,730	536,525	581,297	684,718	613,860	765,404
Indigo Synthetic (III. F.):										
Germany - Cwt.	1,094	1,609	4,211	3,699	5,848	8,979	14,833	44,994	37,412	57,376
Other Countries - "	160	229	281	190	215	1,253	2,276	3,190	1,441	2,516
"	1,254	1,838	4,492	3,889	6,063	10,232	17,109	48,184	38,853	59,892
Saffron (III. F.):										
France - Lb.	19,136	26,508	28,796	44,602	27,940	18,046	23,066	28,159	34,966	30,110
Spain - "	23,575	18,277	23,341	27,981	23,534	22,352	19,071	23,188	26,765	28,408
Other Countries - "	77	301	98	56	626	76	422	97	89	1,263
"	42,838	45,086	52,235	72,639	57,100	40,474	42,589	51,444	61,820	59,781
Other Sorts (including Lac Dye) (III. F.) - Cwt.	13,396	19,416	18,558	50,221	23,977	26,971	38,709	52,007	63,228	47,767
TOTAL, Dyeing and Tanning Substances	—	—	—	—	—	667,068	739,441	896,154	841,172	1,014,183
Earthenware and Porcelain (excluding pipes of Earthenware) (III. H.):										
United Kingdom - "	—	—	—	—	—	173,790	168,365	176,585	209,949	216,521
Austria-Hungary - "	—	—	—	—	—	10,728	16,104	16,715	28,330	19,388
Belgium - "	—	—	—	—	—	22,017	17,829	26,510	19,961	24,178
Germany - "	—	—	—	—	—	24,337	31,840	36,918	34,414	38,319
Holland - "	—	—	—	—	—	15,780	17,065	9,810	19,480	17,973
China, Hong-Kong - "	—	—	—	—	—	5,891	7,712	7,969	3,838	3,440
Japan - "	—	—	—	—	—	14,042	19,330	21,708	26,702	30,984
Straits Settlements - "	—	—	—	—	—	5,563	5,272	4,785	4,945	3,813
Other Countries - "	—	—	—	—	—	10,375	6,925	6,450	8,926	7,457
"	—	—	—	—	—	282,523	290,492	309,448	354,260	362,073
*Electroplated Ware (III. E.):										
United Kingdom - "	—	—	—	—	—	—	—	—	—	33,346
Other Countries - "	—	—	—	—	—	—	—	—	—	4,451
"	—	—	—	—	—	—	—	—	—	37,797
Fireworks (III. P.):										
United Kingdom - "	—	—	—	—	—	1,918	1,708	1,954	2,454	16,390
Germany - "	—	—	—	—	—	3,429	2,453	8,016	5,518	10,384
China, Hong-Kong - "	—	—	—	—	—	18,695	24,178	44,818	40,042	26,742
Other Countries - "	—	—	—	—	—	3,369	2,889	4,034	3,440	7,388
"	—	—	—	—	—	27,411	31,228	58,872	51,454	60,904
Fish (excluding Canned Fish):										
Fish, Dry, Unsalted (I. A.):										
Muscat Territory and Cwt.	27,420	31,001	8,014	13,390	12,823	6,515	7,603	2,331	4,331	3,757
Trucial Oman - "	6,662	12,548	11,711	12,303	10,248	9,321	18,017	18,853	18,530	14,835
Straits Settlements - "	8,626	8,518	10,597	13,551	19,345	5,621	5,808	6,642	9,905	13,901
Other Countries - "	—	—	—	—	—	—	—	—	—	—
"	42,708	52,067	30,322	44,244	42,416	21,457	31,428	27,826	32,766	32,493

* Separately recorded from April 1912.

Imports of Principal Articles, distinguishing Principal Countries—continued.

ARTICLES AND COUNTRIES.	QUANTITIES.					VALUE.				
	1908-9.	1909-10.	1910-11.	1911-12.	1912-13.	1908-9.	1909-10.	1910-11.	1911-12.	1912-13.
Fish (excluding Canned Fish)—cont.										
Fish, Dry, Salted (I. A.):						£	£	£	£	£
Muscat Territory and Cwt.										
Trucial Oman - - -	5,381	4,764	8,178	10,435	18,862	2,690	2,600	4,233	5,310	8,700
Straits Settlements - -	108,903	107,535	77,652	81,225	86,667	133,760	147,613	91,052	105,773	112,180
Other Countries - - -	14,855	2,834	5,411	4,963	6,225	7,828	1,535	2,833	3,093	3,019
"	123,589	115,133	91,241	96,623	111,754	149,268	151,748	98,168	114,176	123,959
Fishmaws and Sharkfins (I. A.):										
Aden - - - Cwt.	3,705	4,218	3,754	5,316	2,064	8,235	11,291	11,590	14,609	6,229
Muscat Territory and Trucial Oman - - -	4,243	3,922	3,805	5,813	5,064	10,567	10,097	10,976	15,817	13,967
Other States in Arabia - -	250	56	215	32	2,154	418	106	578	93	6,053
Persia - - - - -	1,816	2,455	1,685	1,646	700	3,575	7,454	5,802	5,113	2,545
Other Countries - - -	1,375	1,009	1,497	639	969	5,002	3,484	4,505	2,495	3,075
"	10,889	11,660	10,956	13,446	10,951	27,847	32,432	33,449	38,127	31,869
Fish, Wet, Salted (ngapi) (I. A.):										
Straits Settlements - Cwt.	99,694	75,011	52,697	36,222	37,103	34,598	27,848	19,600	12,943	12,678
Other Countries - - -	100	408	264	321	627	57	219	156	270	296
"	99,794	75,419	52,961	36,543	37,730	34,655	28,067	19,756	13,213	12,969
*Fish, other Sorts (I. A.): Cwt.					113					100
TOTAL, Fish - - -	281,930	254,279	185,480	190,856	202,964	233,227	243,675	179,199	193,282	201,390
Fodder, Bran, and Pollards (excluding Oilcake) (IV.):										
Australia - - - Cwt.	29,662	55,248	64,790	58,958	55,234	8,487	13,764	13,130	13,650	12,521
Other Countries - - -	21,127	4,819	7,924	7,659	6,831	4,501	1,234	1,809	1,855	1,408
"	50,789	60,067	72,614	66,617	62,065	12,988	14,998	14,939	15,505	13,929
Fruits and Vegetables:										
Fresh Fruits and Vegetables:										
Fresh Fruits:										
Cocoanuts (I. B.)										
Maldives - - - No.	2,861,084	3,861,499	3,388,429	3,445,027	3,954,137	4,961	6,411	6,742	6,625	8,076
Straits Settlements - -	5,407,659	6,022,868	5,090,715	3,961,091	5,087,040	23,754	26,574	22,589	19,620	24,592
Other Countries - - -	1,284,851	995,580	1,455,434	794,933	522,033	3,323	1,951	3,080	2,059	1,416
"	9,553,594	10,879,947	9,934,578	8,201,051	9,563,210	32,038	34,936	32,411	28,304	34,084
Others (I. B.):										
United Kingdom - - -						3,578	5,566	7,156	4,803	4,884
Muscat Territory and Trucial Oman - - -						3,565	6,037	5,580	5,534	2,214
Straits Settlements - - -						4,535	5,010	5,335	7,818	10,061
Australia - - - - -						2,409	5,494	7,311	6,620	8,392
Other Countries - - -						2,863	2,185	3,597	5,128	3,518
"						17,000	24,292	29,029	29,903	29,569
Fresh Vegetables of all kinds (I. B.):										
Italy - - - - -						11,225	20,738	32,981	29,988	40,362
East African Protectorate -						0	13	462	1,543	11,635
Other Countries - - -						2,070	1,544	2,323	2,814	2,640
"						13,295	22,295	35,766	34,345	54,637
TOTAL, Fresh Fruits and Vegetables						62,333	81,528	97,206	92,552	118,290
Fruits and Vegetables: Dried, Salted or Preserved not being Canned or Bottled:										
Almonds (I. B.):										
France - - - - - Cwt.	46,776	27,801	24,946	26,715	26,917	82,563	56,355	52,080	62,984	64,782
Italy - - - - - - -	30,263	5,130	10,762	8,572	17,666	40,826	5,791	15,248	13,809	38,482
Persia - - - - - - -	15,649	24,692	20,792	27,359	21,045	32,914	54,829	61,413	65,982	55,506
Turkey, Asiatic:—										
Levant and Black Sea†	10,893	4,994	9,437	7,757	7,807	19,949	11,874	20,880	10,683	13,458
Other Countries - - -	3,173	1,430	384	3,915	10,112	5,735	3,913	868	5,993	14,932
"	106,754	64,047	66,321	74,318	83,547	181,987	132,762	150,489	159,451	187,160

* Separately recorded from April 1912.

† Figures prior to 1911-12 relate to the whole of Asiatic Turkey.

Imports of Principal Articles, distinguishing Principal Countries—continued.

ARTICLES AND COUNTRIES.	QUANTITIES.					VALUE.				
	1908-9.	1909-10.	1910-11.	1911-12.	1912-13.	1908-9.	1909-10.	1910-11.	1911-12.	1912-13.
Fruits and Vegetables: Dried, Salted or Preserved not being Canned or Bottled—cont.										
*Currants and Raisins (I. B.):						£	£	£	£	£
Persia - - - Cwt.	—	—	—	—	19,869	—	—	—	—	14,233
Other Countries - "	—	—	—	—	3,812	—	—	—	—	5,182
"	—	—	—	—	23,681	—	—	—	—	19,415
Dates (I. B.):										
Muscat Territory and Trucial Oman - Cwt.	210,229	199,878	271,799	242,717	238,896	100,129	102,358	144,669	127,809	116,139
Other States in Arabia - "	19,958	0	75	15,749	30,802	5,832	0	88	6,778	12,177
Bahrein Islands - "	6,889	26,350	37,703	23,035	25,234	3,156	12,014	17,964	9,919	11,462
Persia - - - "	87,006	72,119	92,052	119,698	122,966	33,717	27,863	43,000	43,513	51,938
Turkey, Asiatic†: Levant and Black Sea - "	468,597	609,844	507,455	0	27,176	164,187	221,912	201,093	0	9,068
Persian Gulf - "	4,983	2,807	939	552,320	427,157	1,494	1,171	461	204,225	155,088
Other Countries - "	—	—	—	9,661	3,835	—	—	—	4,389	1,980
"	817,662	910,998	910,023	963,175	876,066	308,515	365,318	407,225	401,723	358,752
Other Sorts (I. B.):										
United Kingdom - Cwt.	4,431	4,946	5,632	5,269	1,902	13,173	14,078	16,051	15,746	6,553
Greece - - - "	4,159	4,988	2,287	5,178	4,206	3,905	4,674	2,623	5,640	4,527
China, Hong-Kong - "	3,786	5,186	8,431	8,105	7,826	3,709	5,074	7,422	8,384	5,895
Persia - - - "	22,280	18,011	23,973	23,837	3,005	21,548	23,435	23,742	21,306	5,478
Straits Settlements - "	26,244	14,143	16,153	25,348	31,111	11,206	7,633	9,438	13,153	13,819
Other Countries - "	11,965	15,460	11,586	9,723	12,345	12,125	16,657	12,880	11,742	9,248
"	72,865	62,734	68,062	77,960	60,395	65,666	71,546	72,156	75,980	45,520
TOTAL, Fruits and Vegetables, Dried, &c.	997,281	1,037,779	1,044,406	1,115,453	1,043,689	556,168	569,626	629,870	637,154	610,847
TOTAL, Fruits and Vegetables	—	—	—	—	—	618,501	651,149	727,076	729,706	729,137
Furniture and Cabinet Ware:										
*Bedsteads (III. G.):										
United Kingdom - - -	—	—	—	—	—	—	—	—	—	22,457
Other Countries - - -	—	—	—	—	—	—	—	—	—	1,856
"	—	—	—	—	—	—	—	—	—	24,313
*Furniture, of Wood (other than Bedsteads) (III. G.):										
United Kingdom - - -	—	—	—	—	—	—	—	—	—	14,638
Austria-Hungary - - -	—	—	—	—	—	—	—	—	—	7,141
Other Countries - - -	—	—	—	—	—	—	—	—	—	8,532
"	—	—	—	—	—	—	—	—	—	30,311
*Furniture of other Materials (other than Bedsteads) (III. G.):										
United Kingdom - - -	—	—	—	—	—	—	—	—	—	31,465
United States - - -	—	—	—	—	—	—	—	—	—	7,404
Other Countries - - -	—	—	—	—	—	—	—	—	—	19,383
"	—	—	—	—	—	—	—	—	—	58,252
*Mouldings (III. G.):										
Germany - - - - -	—	—	—	—	—	—	—	—	—	32,559
Other Countries - - -	—	—	—	—	—	—	—	—	—	3,565
"	—	—	—	—	—	—	—	—	—	36,124
Total Furniture and Cabinet Ware:										
United Kingdom - - -	—	—	—	—	—	68,361	57,789	69,904	79,303	70,650
Austria-Hungary - - -	—	—	—	—	—	9,659	10,331	13,473	15,625	8,175
Germany - - - - -	—	—	—	—	—	24,300	26,635	30,912	33,804	36,903
United States - - -	—	—	—	—	—	6,318	7,382	6,533	8,783	13,327
Straits Settlements - - -	—	—	—	—	—	4,040	5,126	3,660	3,971	3,702
Other Countries - - -	—	—	—	—	—	9,591	9,729	11,427	14,092	16,243
"	—	—	—	—	—	122,289	116,992	135,909	155,578	149,000
Glass and Glasware:										
Bangles (III. H.):										
Austria-Hungary - - -	—	—	—	—	—	177,659	256,787	319,764	379,002	372,431
Germany - - - - -	—	—	—	—	—	6,388	13,811	13,463	4,740	8,303
China, Treaty Ports - - -	—	—	—	—	—	33,587	39,396	37,196	27,206	31,179
Other Countries - - -	—	—	—	—	—	4,142	5,569	1,252	2,231	428
"	—	—	—	—	—	221,776	317,568	371,675	413,179	412,841

* Separately recorded from April 1912.
 † Figures prior to 1911-12 relate to the whole of Asiatic Turkey.

Imports of Principal Articles, distinguishing Principal Countries—continued.

ARTICLES AND COUNTRIES.	QUANTITIES.					VALUE.				
	1908-9.	1909-10.	1910-11.	1911-12.	1912-13.	1908-9.	1909-10.	1910-11.	1911-12.	1912-13.
Glass and Glassware—cont.										
Beads and False Pearls (III. H.):						£	£	£	£	£
Austria-Hungary - Cwt.	4,469	3,889	4,322	3,431	3,047	80,121	47,341	53,004	41,446	32,018
France - - - - - "	1,182	624	508	247	359	26,817	19,393	38,190	15,888	20,887
Germany - - - - - "	4,564	2,654	4,335	2,895	4,370	26,581	13,009	22,935	10,712	15,295
Italy - - - - - "	8,170	11,786	12,644	14,751	12,650	19,108	23,139	24,961	31,430	25,647
Japan - - - - - "	48	582	3,697	7,122	16,449	481	7,394	45,875	56,270	104,089
Other Countries - - - "	572	522	261	444	261	1,823	2,269	2,172	2,199	3,781
	19,005	20,057	25,767	28,940	37,186	154,931	112,545	161,13	157,945	201,667
Bottles and Phials:										
*Soda Water Bottles (III. H.):										
United Kingdom - Gross	—	—	—	—	27,842	—	—	—	—	34,923
Other Countries - - - "	—	—	—	—	2,368	—	—	—	—	2,261
	—	—	—	—	30,230	—	—	—	—	37,084
*Others (III. H.):										
United Kingdom - Gross	—	—	—	—	24,911	—	—	—	—	19,496
Germany - - - - - "	—	—	—	—	75,988	—	—	—	—	34,046
Japan - - - - - "	—	—	—	—	79,737	—	—	—	—	10,313
Other Countries - - - "	—	—	—	—	30,707	—	—	—	—	8,892
	—	—	—	—	211,343	—	—	—	—	72,747
Total Bottles and Phials:										
United Kingdom - Gross	28,378	31,554	37,230	37,916	52,754	31,999	33,174	39,942	38,847	54,319
Germany - - - - - "	19,051	18,551	14,765	20,906	77,446	15,609	13,978	12,342	12,006	35,848
Japan - - - - - "	590	2,682	5,434	6,313	79,957	182	335	545	719	10,497
Other Countries - - - "	11,673	24,190	11,361	18,346	31,416	3,339	3,534	3,533	3,786	9,267
	59,692	76,977	68,790	83,481	241,573	51,129	51,021	56,362	55,358	109,831
Funnels, Globes, and Glass Parts of Lamps (III. H.):										
United Kingdom - - - -	—	—	—	—	—	6,182	9,569	8,997	9,452	9,610
Austria-Hungary - - - -	—	—	—	—	—	15,536	18,629	28,125	20,708	31,806
Belgium - - - - - "	—	—	—	—	—	3,015	3,145	6,618	7,150	14,939
Germany - - - - - "	—	—	—	—	—	16,973	21,782	29,940	21,430	42,673
Japan - - - - - "	—	—	—	—	—	1,235	2,675	5,256	1,826	3,754
United States - - - - -	—	—	—	—	—	782	1,379	1,947	2,509	5,380
Other Countries - - - -	—	—	—	—	—	334	922	721	379	428
	—	—	—	—	—	44,107	58,101	81,604	63,454	108,790
Sheet and Plate (III. H.):										
United Kingdom - Sup. ft.	1,509,744	1,345,010	1,703,192	1,994,298	3,125,082	26,502	26,288	32,256	31,068	42,329
Belgium - - - - - "	9,949,685	9,611,835	11,738,264	11,744,669	12,023,130	52,285	50,756	59,980	63,050	73,546
Germany - - - - - "	1,848,057	1,895,468	2,425,563	1,354,270	3,430,329	10,053	10,468	14,178	8,195	20,469
Other Countries - - - "	100,564	81,041	41,784	133,742	77,147	681	976	1,148	706	764
	13,408,050	13,133,354	15,908,803	15,226,979	18,705,688	89,471	88,488	107,562	103,019	137,108
*Tableware, including Decanters, Tumblers, &c. (III. H.):										
Austria-Hungary - - - -	—	—	—	—	—	—	—	—	—	6,332
Belgium - - - - - "	—	—	—	—	—	—	—	—	—	16,539
Germany - - - - - "	—	—	—	—	—	—	—	—	—	8,577
Japan - - - - - "	—	—	—	—	—	—	—	—	—	5,968
Other Countries - - - -	—	—	—	—	—	—	—	—	—	5,105
	—	—	—	—	—	—	—	—	—	42,516
Other Glassware (III. H.):										
United Kingdom - - - -	—	—	—	—	—	63,197	61,237	52,541	63,123	44,390
Austria-Hungary - - - -	—	—	—	—	—	29,261	26,892	32,846	27,185	16,570
Belgium - - - - - "	—	—	—	—	—	36,601	42,972	41,317	38,349	17,876
Germany - - - - - "	—	—	—	—	—	71,448	67,215	72,443	64,169	40,451
Japan - - - - - "	—	—	—	—	—	11,522	21,059	32,886	33,529	26,420
United States - - - - -	—	—	—	—	—	2,142	2,780	3,320	3,562	5,006
Other Countries - - - -	—	—	—	—	—	3,971	4,987	4,796	6,262	5,465
	—	—	—	—	—	218,142	229,142	241,149	236,179	156,178
TOTAL, Glass and Glass-ware	—	—	—	—	—	779,356	856,860	1,045,469	1,029,134	1,168,931
Grain, Pulse, and Flour:										
Barley (I. C.) - - - Cwt.	42	56	263	15,521	14,390	54	26	70	4,548	4,617
Oats (I. C.):										
Cape Colony - - - Cwt.	2,020	49,410	11,355	6	0	1,000	16,562	3,372	8	0
Other Countries - - - "	1,605	19,442	4,008	5,714	3,115	775	6,971	1,848	1,639	1,556
	3,625	68,852	15,363	5,720	3,115	1,775	23,533	5,220	1,697	1,556

* Separately recorded from April 1912.

Imports of Principal Articles, distinguishing Principal Countries—continued.

ARTICLES AND COUNTRIES.	QUANTITIES.					VALUE.				
	1908-9.	1909-10.	1910-11.	1911-12.	1912-13.	1908-9.	1909-10.	1910-11.	1911-12.	1912-13.
Grain, Pulse, and Flour—cont.										
Pulse (I. C.)						£	£	£	£	£
Cape Colony - - - Cwt.	23,557	2,009	0	9	0	7,334	564	0	1	0
China, Hong-Kong - - "	147,901	35,737	7,932	5,822	9,122	47,337	11,046	2,646	1,985	3,174
Treaty Ports - - "	126,220	27,845	11	3,574	259	42,599	9,142	4	1,311	135
Straits Settlements - - "	29,116	7,482	2,149	3,319	1,922	10,325	2,642	783	1,188	884
Turkey, Asiatic: Persian Gulf* - - "	72,894	9,078	8,754	19,139	26,912	28,215	3,421	3,513	9,653	13,269
Other Countries - - "	16,952	2,641	2,238	10,742	7,730	6,032	877	906	3,685	3,296
"	416,540	84,792	21,134	42,605	45,939	141,892	27,692	7,852	17,823	20,758
Rice in the Husk (I. C.):										
Straits Settlements - Cwt.	34,177	8,233	228	15	57	10,807	2,119	41	4	19
Other Countries - - "	113	744	253	4,341	677	43	194	70	1,130	207
"	34,290	9,027	481	4,356	734	10,850	2,313	101	1,134	220
Rice not in the Husk (I. C.):										
China, Hong-Kong - Cwt.	20,881	42	106	137	62	7,711	28	68	78	36
French Indo-China - - "	0	79,052	0	0	0	0	32,280	0	0	0
Siam - - - - - "	15,276	0	0	32	4	7,171	11	0	0	2
Straits Settlements - - "	572,827	181,455	123,270	1,126	2,573	271,992	77,706	51,476	538	1,363
Other Countries - - "	10,774	2,849	1,470	1,399	3,372	6,856	1,259	763	753	1,912
"	619,758	263,398	124,846	2,694	6,011	293,730	111,279	52,307	1,369	3,313
Wheat (I. C.):										
Persia - - - - - Cwt.	19,111	0	401	11,261	2,114	8,627	0	150	5,173	952
Turkey, Asiatic: Persian Gulf* - - "	182,765	5,535	197	21,168	46,486	81,534	2,526	77	10,518	23,401
Australia - - - - "	393,934	40	0	0	0	172,243	25	0	0	0
Other Countries - - "	3,147	2,197	395	2,936	2,172	1,497	1,037	96	868	854
"	578,957	7,772	993	35,365	50,772	263,901	3,638	323	16,550	25,207
Wheat Flour in Bags (I. C.):										
China, Hong-Kong - Cwt.	110,201	36,390	43,677	53,067	45,958	56,116	20,278	22,701	26,820	23,151
Australia - - - - "	3,163	958	9,133	21,246	8,754	1,571	629	4,907	10,510	4,420
Other Countries - - "	19,649	10,070	5,217	3,850	3,823	10,056	5,978	3,221	2,477	2,422
"	133,013	47,418	58,027	78,163	58,540	67,743	26,880	30,829	39,807	30,002
Other Sorts (I. C.) - - "	121,783	14,170	2,229	6,269	5,151	42,483	4,392	747	2,039	1,522
TOTAL Grain, Pulse, and Flour - - }	1,908,008	495,485	223,336	190,693	184,652	822,428	199,758	97,449	84,976	87,195
Gums and Resins:										
Arabic (II. B.)										
Aden - - - - - Cwt.	7,295	10,222	8,506	5,335	7,930	8,405	12,310	10,286	8,039	12,915
Other Countries - - "	978	1,688	680	270	2,212	1,078	2,010	896	373	3,427
"	8,273	11,910	9,186	5,605	10,142	9,483	14,320	11,182	8,412	16,342
Benjamin (II. B.):										
Straits Settlements - Cwt.	16,523	14,228	12,025	16,388	14,982	29,394	27,628	29,275	44,162	40,835
Other Countries - - "	0	0	12	42	2	2	3	35	136	5
"	16,523	14,228	12,037	16,430	14,984	29,386	27,631	29,310	44,298	40,840
Olibanum or Frankincense (II. B.):										
Aden - - - - - Cwt.	9,951	14,966	15,542	20,737	12,181	9,046	13,802	15,821	20,572	13,685
Muscat Territory and Trucial Oman - - "	9,547	13,283	23,078	19,266	29,091	7,160	9,952	17,890	16,599	24,433
Other Countries - - "	3,314	6,026	4,242	3,559	5,671	2,267	4,449	3,014	3,245	5,560
"	22,812	34,275	42,862	43,562	46,943	18,473	28,203	36,725	40,416	43,678
Rosin (II. B.):										
United Kingdom - Cwt.	6,421	15,090	8,329	20,353	12,287	3,344	3,386	5,652	18,483	12,112
United States - - "	46,243	43,448	27,731	43,068	45,999	24,390	25,426	18,843	41,354	45,684
Other Countries - - "	4,245	4,142	4,661	3,345	2,731	2,347	2,346	3,067	2,703	2,497
"	56,909	62,680	40,721	66,766	61,017	30,081	36,158	27,562	62,540	60,293
Other Sorts (II. B.):										
Persia - - - - - Cwt.	24,974	27,999	30,107	17,291	28,462	17,487	19,895	26,358	16,533	23,437
Other Countries - - "	2,874	4,462	4,240	4,017	2,823	6,744	7,185	7,229	7,510	5,909
"	27,848	32,461	34,347	21,308	31,285	24,231	27,080	33,587	24,043	34,346
TOTAL Gums and Resins - - }	132,365	155,554	139,153	153,671	164,371	111,654	133,392	137,366	179,709	195,499

* Figures prior to 1911-12 relate to the whole of Asiatic Turkey.

Imports of Principal Articles, distinguishing Principal Countries—continued.

ARTICLES AND COUNTRIES.	QUANTITIES.					VALUE.				
	1908-9.	1909-10.	1910-11.	1911-12.	1912-13.	1908-9.	1909-10.	1910-11.	1911-12.	1912-13.
*Hair and Manufactures of Hair:						£	£	£	£	£
Hair of all kinds (II. J.) -	—	—	—	—	662	—	—	—	—	4,484
Manufactures of Hair, other than Toilet Requisites (III. P.) -	—	—	—	—	—	—	—	—	—	5,134
Hardware (excluding Cutlery and Electroplated Ware):										
Agricultural Implements (III. E.):										
United Kingdom - - -	—	—	—	—	—	62,503	56,411	63,151	67,115	88,580
United States - - -	—	—	—	—	—	2,856	3,065	3,942	5,658	6,666
Other Countries - - -	—	—	—	—	—	1,074	1,647	1,380	1,107	3,129
	—	—	—	—	—	66,433	61,123	68,423	73,880	98,375
*Buckets of Tinned or Galvanised Iron (III. E.):										
United Kingdom - - -	—	—	—	—	—	—	—	—	—	57,702
Other Countries - - -	—	—	—	—	—	—	—	—	—	175
	—	—	—	—	—	—	—	—	—	57,877
*Builders' Hardware, such as Locks, Hinges, Door Bolts, &c. (III. E.):										
United Kingdom - - -	—	—	—	—	—	—	—	—	—	67,959
Belgium - - -	—	—	—	—	—	—	—	—	—	6,291
Germany - - -	—	—	—	—	—	—	—	—	—	45,242
Sweden - - -	—	—	—	—	—	—	—	—	—	13,781
United States - - -	—	—	—	—	—	—	—	—	—	12,814
Other Countries - - -	—	—	—	—	—	—	—	—	—	1,183
	—	—	—	—	—	—	—	—	—	147,270
*Domestic Hardware, other than Enamelled Iron Ware (III. E.):										
United Kingdom - - -	—	—	—	—	—	—	—	—	—	55,432
Germany - - -	—	—	—	—	—	—	—	—	—	54,433
Other Countries - - -	—	—	—	—	—	—	—	—	—	13,939
	—	—	—	—	—	—	—	—	—	123,804
Enamelled Ironware (III. E.):										
United Kingdom - - -	—	—	—	—	—	14,120	9,268	13,446	14,780	14,006
Austria-Hungary - - -	—	—	—	—	—	76,186	58,771	90,137	119,860	135,449
Germany - - -	—	—	—	—	—	26,693	16,448	20,881	30,001	43,590
Other Countries - - -	—	—	—	—	—	3,026	1,243	2,386	3,806	1,792
	—	—	—	—	—	120,025	85,730	126,850	168,447	194,837
Implements and Tools, other than Agricultural Implements and Machine Tools (III. E.):										
United Kingdom - - -	—	—	—	—	—	102,968	109,244	129,889	129,554	188,621
Belgium - - -	—	—	—	—	—	729	2,019	2,888	2,764	5,160
Germany - - -	—	—	—	—	—	5,306	6,578	7,201	6,849	16,116
United States - - -	—	—	—	—	—	22,950	13,764	16,836	14,125	22,862
Other Countries - - -	—	—	—	—	—	1,251	739	1,754	1,870	3,530
	—	—	—	—	—	133,204	132,344	158,568	155,162	231,289
*Lamps, Metal (III. E.):										
United Kingdom - No.	—	—	—	—	500,540	—	—	—	—	45,124
Austria-Hungary - "	—	—	—	—	397,115	—	—	—	—	26,184
Germany - - -	—	—	—	—	870,236	—	—	—	—	45,174
United States - - -	—	—	—	—	696,695	—	—	—	—	77,171
Other Countries - - -	—	—	—	—	398,520	—	—	—	—	8,036
	—	—	—	—	2,863,106	—	—	—	—	208,689
*Lamps, Glass (III. E.):										
Austria-Hungary - No.	—	—	—	—	249,065	—	—	—	—	5,689
Other Countries - - -	—	—	—	—	272,526	—	—	—	—	8,253
	—	—	—	—	521,591	—	—	—	—	13,942
*Parts of Lamps, other than Glass (III. E.):										
United Kingdom - - -	—	—	—	—	—	—	—	—	—	28,036
Austria-Hungary - - -	—	—	—	—	—	—	—	—	—	18,916
Germany - - -	—	—	—	—	—	—	—	—	—	19,862
Japan - - -	—	—	—	—	—	—	—	—	—	5,684
United States - - -	—	—	—	—	—	—	—	—	—	6,451
Other Countries - - -	—	—	—	—	—	—	—	—	—	1,620
	—	—	—	—	—	—	—	—	—	80,569

* Separately recorded from April 1912.

Imports of Principal Articles, distinguishing Principal Countries—continued.

ARTICLES AND COUNTRIES.	QUANTITIES.					VALUE.				
	1908-9.	1909-10.	1910-11.	1911-12.	1912-13.	1908-9.	1909-10.	1910-11.	1911-12.	1912-13.
Hardware (excluding Cutlery and Plated Ware)—cont.										
*Lampware (III. E.):						£	£	£	£	£
United Kingdom	—	—	—	—	—	71,660	60,581	70,605	89,552	—
Austria-Hungary	—	—	—	—	—	29,714	35,761	44,618	41,215	—
Germany	—	—	—	—	—	37,789	41,633	59,072	66,452	—
United States	—	—	—	—	—	19,058	38,525	37,221	56,702	—
Japan	—	—	—	—	—	1,933	4,326	8,717	7,553	—
Other Countries	—	—	—	—	—	2,520	4,318	6,621	6,806	—
	—	—	—	—	—	162,724	185,144	226,854	268,280	—
†Safes and Strong Boxes of Metal (III. E.):										
United Kingdom - No.	—	—	—	—	3,260	—	—	—	—	11,086
Austria-Hungary - "	—	—	—	—	1,340	—	—	—	—	7,636
Other Countries - "	—	—	—	—	710	—	—	—	—	4,826
"	—	—	—	—	5,319	—	—	—	—	23,548
Other Sorts (III. E.):										
United Kingdom	—	—	—	—	—	937,490	843,835	879,785	939,528	757,175
Austria-Hungary	—	—	—	—	—	18,673	18,980	25,879	29,341	22,126
Belgium	—	—	—	—	—	25,619	24,321	32,716	33,238	21,215
France	—	—	—	—	—	8,331	8,798	12,894	12,589	8,752
Germany	—	—	—	—	—	194,296	193,400	274,942	274,163	195,313
Holland	—	—	—	—	—	1,692	1,538	5,445	3,627	4,849
Norway	—	—	—	—	—	1,775	2,134	3,899	5,455	4,174
Sweden	—	—	—	—	—	6,049	7,417	13,145	13,617	8,005
United States	—	—	—	—	—	44,560	51,974	68,681	67,900	60,182
Ceylon	—	—	—	—	—	5,925	5,304	4,943	6,350	4,725
Japan	—	—	—	—	—	6,518	6,202	11,082	14,339	10,957
Straits Settlements	—	—	—	—	—	7,839	4,310	5,592	5,423	3,412
Other Countries	—	—	—	—	—	11,366	10,476	10,639	12,439	7,782
	—	—	—	—	—	1,270,133	1,178,689	1,349,642	1,418,009	1,108,667
TOTAL, Hardware, &c.	—	—	—	—	—	1,752,519	1,643,030	1,930,337	2,083,778	2,278,817
Hides and Skins, Raw:										
Hides, Raw (II. C.):										
Aden - Cwt.	1,319	565	3,684	1,646	566	2,711	1,294	7,172	3,610	1,243
Straits Settlements - "	4	1,510	4,355	2,503	3,070	14	4,982	15,453	9,074	11,436
Other Countries - "	2,383	1,493	1,893	2,432	1,695	6,539	4,582	5,610	6,883	5,856
"	3,706	3,568	10,432	6,581	5,331	9,264	10,858	28,235	19,567	18,585
Skins, Raw (II. C.):										
Aden - Cwt.	2,738	1,860	1,236	2,248	2,769	8,674	5,701	5,550	13,686	9,865
Ceylon - "	6,214	6,337	7,164	7,972	7,461	16,470	17,362	21,179	23,142	20,834
Persia - "	7,395	11,878	7,368	6,567	8,762	20,918	33,671	20,389	18,355	24,349
Straits Settlements - "	1,756	1,530	1,631	1,823	1,778	5,056	5,702	6,060	6,271	6,351
Other Countries - "	3,124	2,745	2,750	2,201	3,204	13,801	12,604	11,707	8,424	12,450
"	21,227	24,350	20,149	20,811	23,974	64,919	75,040	64,885	69,878	73,849
TOTAL, Hides and Skins, Raw	24,933	27,918	30,581	27,392	29,305	74,183	85,898	93,120	89,445	92,434
Hops (I. I.):										
United Kingdom - Cwt.	2,032	1,475	1,384	1,890	1,186	8,650	6,655	10,031	18,183	10,850
Other Countries - "	1,176	842	597	657	1,173	4,720	4,331	3,455	6,389	8,381
"	3,208	2,317	1,981	2,547	2,359	13,370	10,986	13,486	24,572	19,231
Horns, Tips and pieces of Horn, and Hornmeal (II. J.) - Cwt	203	295	206	125	74	7,261	8,590	7,248	4,064	1,743
Instruments, Apparatus, and Appliances, and Parts thereof:										
Electrical, other than Telegraphic and Telephone not being Machinery:										
†Electric Fans and parts thereof (III. E.):										
United Kingdom	—	—	—	—	—	—	—	—	—	20,202
Austria-Hungary	—	—	—	—	—	—	—	—	—	14,205
United States	—	—	—	—	—	—	—	—	—	18,873
Other Countries	—	—	—	—	—	—	—	—	—	3,777
"	—	—	—	—	—	—	—	—	—	57,057
†Electric Lamps and parts thereof (III. E.):										
United Kingdom	—	—	—	—	—	—	—	—	—	33,181
Germany	—	—	—	—	—	—	—	—	—	8,023
Other Countries	—	—	—	—	—	—	—	—	—	7,790
"	—	—	—	—	—	—	—	—	—	48,994

* From April 1912 subdivided into "Lamps, Metal"; "Lamps, Glass"; and "Parts of Lamps other than Glass."
† Separately recorded from April 1912.

Imports of Principal Articles, distinguishing Principal Countries—continued.

ARTICLES AND COUNTRIES.	QUANTITIES.					VALUE.				
	1908-9.	1909-10.	1910-11.	1911-12.	1912-13.	1908-9.	1909-10.	1910-11.	1911-12.	1912-13.
Instruments, Apparatus, and Appliances, and Parts thereof—cont.										
Electrical, other than Telegraphic and Telephone not being Machinery—cont.										
*Electric Wires and Cables (III. E.):						£	£	£	£	£
United Kingdom	—	—	—	—	—	—	—	—	—	131,862
Germany	—	—	—	—	—	—	—	—	—	14,842
Other Countries	—	—	—	—	—	—	—	—	—	3,976
										150,680
*Other Sorts (III. E.):										
United Kingdom	—	—	—	—	—	—	—	—	—	246,515
Germany	—	—	—	—	—	—	—	—	—	28,006
United States	—	—	—	—	—	—	—	—	—	13,508
Other Countries	—	—	—	—	—	—	—	—	—	6,999
										295,028
Total Electrical, &c.:										
United Kingdom	—	—	—	—	—	282,809	263,593	294,344	390,662	431,760
Austria-Hungary	—	—	—	—	—	1,254	670	4,881	4,847	6,611
Germany	—	—	—	—	—	12,422	13,266	28,246	35,266	53,524
Italy	—	—	—	—	—	1,714	1,416	1,209	371	15,033
United States	—	—	—	—	—	6,423	8,901	4,441	5,401	34,473
Other Countries	—	—	—	—	—	1,879	2,617	10,261	4,031	10,358
						306,501	290,463	343,382	440,128	551,759
Musical:										
*Organs and Harmoniums complete (III. E.) - No.	—	—	—	—	378	—	—	—	—	4,034
*Pianos and Piano-players complete (III. E.)										
United Kingdom - No.	—	—	—	—	382	—	—	—	—	12,969
Germany - "	—	—	—	—	319	—	—	—	—	11,635
Other Countries - "	—	—	—	—	141	—	—	—	—	4,641
					842	—	—	—	—	29,245
*Talking Machines and Accessories (III. E.):										
United Kingdom	—	—	—	—	—	—	—	—	—	26,768
Germany	—	—	—	—	—	—	—	—	—	9,043
Italy	—	—	—	—	—	—	—	—	—	5,032
Other Countries	—	—	—	—	—	—	—	—	—	7,266
										48,109
*Other Sorts, including parts of Musical Instruments (III. E.):										
United Kingdom	—	—	—	—	—	—	—	—	—	23,182
France	—	—	—	—	—	—	—	—	—	7,259
Germany	—	—	—	—	—	—	—	—	—	17,581
Other Countries	—	—	—	—	—	—	—	—	—	5,201
										53,223
Total Musical:										
United Kingdom	—	—	—	—	—	72,642	73,729	76,748	78,730	69,578
Belgium	—	—	—	—	—	2,880	1,219	6,734	2,552	524
France	—	—	—	—	—	28,905	28,494	29,136	17,255	9,805
Germany	—	—	—	—	—	81,940	41,041	38,171	37,501	33,562
United States	—	—	—	—	—	826	668	2,891	3,807	5,172
Italy	—	—	—	—	—	4,753	3,118	5,371	3,111	3,580
Other Countries	—	—	—	—	—	6,563	6,226	6,574	7,606	12,390
						198,509	154,495	165,620	145,062	139,611
Optical (III. E.):										
United Kingdom	—	—	—	—	—	14,442	12,640	16,710	19,803	21,014
France	—	—	—	—	—	4,538	5,419	4,608	3,758	3,385
Other Countries	—	—	—	—	—	6,243	7,843	12,427	7,297	8,972
						25,223	25,902	33,745	30,858	33,371
Photographic (III. E.):										
United Kingdom	—	—	—	—	—	51,129	51,474	56,269	64,537	62,380
Other Countries	—	—	—	—	—	3,261	3,187	4,094	4,848	4,729
						54,390	54,661	60,363	69,385	67,109

* Separately recorded from April 1912.

Imports of Principal Articles, distinguishing Principal Countries—continued.

ARTICLES AND COUNTRIES.	QUANTITIES.					VALUE.				
	1908-9.	1909-10.	1910-11.	1911-12.	1912-13.	1908-9.	1909-10.	1910-11.	1911-12.	1912-13.
Instruments, Apparatus, and Appliances, and Parts thereof—cont.										
*Scientific and Philosophical (III. E.):						£	£	£	£	£
United Kingdom - - -	—	—	—	—	—	100,949	81,244	91,647	102,100	79,894
Germany - - -	—	—	—	—	—	7,980	5,705	6,950	5,050	3,785
Other Countries - - -	—	—	—	—	—	12,632	7,104	8,026	6,466	8,239
	—	—	—	—	—	121,561	94,053	106,623	113,616	91,908
Surgical (III. E.):										
United Kingdom - - -	—	—	—	—	—	53,422	50,540	56,835	57,491	61,908
Germany - - -	—	—	—	—	—	4,668	4,437	6,187	5,694	4,257
United States - - -	—	—	—	—	—	2,736	4,284	4,249	3,635	5,009
Other Countries - - -	—	—	—	—	—	1,240	804	1,427	925	1,141
	—	—	—	—	—	62,066	60,065	68,698	67,745	72,310
†Other Kinds (III. E.):										
United Kingdom - - -	—	—	—	—	—	—	—	—	—	24,486
Other Countries - - -	—	—	—	—	—	—	—	—	—	3,190
	—	—	—	—	—	—	—	—	—	27,616
TOTAL, Instruments, Apparatus, &c.	—	—	—	—	—	768,250	679,639	778,431	866,704	968,584
Ivory:										
Unmanufactured (II. J.):										
United Kingdom - Lb.	96,488	166,110	148,519	94,004	113,391	43,280	89,736	83,916	51,487	63,959
Germany - - -	20,797	26,424	33,783	35,777	69,063	9,255	12,826	17,246	18,115	36,924
Holland - - -	3,592	17,088	16,931	24,398	1,725	1,668	9,238	9,681	14,248	901
East African Protectorate - - -	37,601	40,301	32,694	28,020	28,098	14,250	19,491	16,948	14,379	14,117
Zanzibar and Pemba - - -	31,951	55,862	55,034	42,044	17,192	12,716	25,425	26,263	22,020	9,366
Aden - - -	33,098	50,375	41,810	8,468	6,002	15,215	25,237	21,619	4,488	2,557
Other Countries - - -	12,686	10,701	15,090	15,696	6,963	4,626	5,178	7,897	8,266	3,513
	236,213	366,861	348,861	248,407	242,484	101,010	187,131	183,405	132,959	131,387
Manufactured (III. P.):										
Germany - - -	—	—	—	—	—	7,972	10,369	5,804	6,848	10,947
Other Countries - - -	—	—	—	—	—	4,505	9,058	8,354	8,339	6,389
	—	—	—	—	—	12,477	19,427	14,248	15,187	17,336
TOTAL, Ivory	—	—	—	—	—	113,487	206,558	197,743	148,146	148,678
Jewellery (excluding Imitation Jewellery and Precious Stones and Pearls unset) also Plate of Gold and Silver:										
Jewellery (III. P.):										
United Kingdom - - -	—	—	—	—	—	48,072	39,488	39,871	153,745	48,868
Austria-Hungary - - -	—	—	—	—	—	3,348	5,233	2,187	1,644	37
France - - -	—	—	—	—	—	3,183	14,489	882	3,300	12,824
Germany - - -	—	—	—	—	—	18,689	4,694	2,229	21,669	8,176
Ceylon - - -	—	—	—	—	—	7,203	16,991	21,144	15,849	2,721
China, Hong-Kong - - -	—	—	—	—	—	319	436	6,477	272	448
China, Hong-Kong Treaty Ports - - -	—	—	—	—	—	93	233	28,618	314	5,183
Straits Settlements - - -	—	—	—	—	—	5,196	20,481	1,566	13,535	5,236
Other Countries - - -	—	—	—	—	—	2,224	6,658	1,111	2,777	985
	—	—	—	—	—	88,327	108,753	104,030	212,905	84,478
Plate of Gold and Silver (III. P.):										
United Kingdom - - -	—	—	—	—	—	25,369	26,240	31,052	27,291	32,783
China, Treaty Ports - - -	—	—	—	—	—	1,535	2,284	2,788	4,758	5,424
Other Countries - - -	—	—	—	—	—	6,445	6,657	6,784	2,778	4,092
	—	—	—	—	—	33,349	35,181	40,624	34,822	42,299
TOTAL, Jewellery, &c.	—	—	—	—	—	121,676	143,934	144,704	247,727	126,777
Lac:										
Stick and Seed (II. B.):										
Straits Settlements - Cwt.	1,312	862	2,615	1,676	8,201	4,238	2,260	5,456	3,343	12,769
Other Countries - - -	461	3	55	2	2,702	1,590	11	100	5	4,120
	1,773	865	2,670	1,678	10,903	5,837	2,271	5,556	3,348	16,889

* Figures prior to 1912-13 include "Other Kinds."

† Figures prior to 1912-13 included with "Scientific and Philosophical."

Imports of Principal Articles, distinguishing Principal Countries—continued.

ARTICLES AND COUNTRIES.	QUANTITIES.					VALUE.				
	1908-9.	1909-10.	1910-11.	1911-12.	1912-13.	1908-9.	1909-10.	1910-11.	1911-12.	1912-13.
Lac—cont.						£	£	£	£	£
Other Kinds (excluding Lac Dye) (II. B.) - Cwt.	112	34	23	57	185	833	136	111	205	262
TOTAL, Lac - - -	1,885	899	2,693	1,735	11,088	6,670	2,407	5,667	3,553	17,151
Leather:										
Hides, tanned or dressed (III. I.):										
United Kingdom - Cwt.	590	708	705	1,496	1,315	6,566	9,021	11,819	16,376	20,040
Ceylon - - - - -	1,205	864	1,217	1,496	1,605	5,634	4,639	7,376	9,218	9,323
Other Countries - - -	24	127	171	41	313	194	1,273	1,843	426	2,118
"	1,819	1,699	2,093	3,023	3,233	12,394	14,933	21,038	26,020	31,476
Skins, tanned or dressed (III. I.):										
United Kingdom - Cwt.	1,630	1,345	1,623	2,182	2,399	46,376	47,221	45,498	55,366	50,569
Germany - - - - -	60	136	127	272	546	1,611	4,680	5,117	5,839	9,035
Other Countries - - -	114	270	98	59	88	1,412	2,667	2,096	1,848	1,793
"	1,804	1,751	1,846	2,513	3,033	49,399	54,568	52,711	63,052	61,397
TOTAL, Hides and Skins - - -	3,623	3,450	3,939	5,536	6,266	61,793	69,501	73,749	89,072	92,873
Unwrought (III. I.):										
United Kingdom - Cwt.	3,128	2,335	2,337	2,298	2,740	41,844	31,381	30,921	23,868	45,148
Other Countries - - -	805	592	619	547	441	8,055	6,079	7,857	7,633	7,771
"	3,933	2,927	2,956	2,845	3,181	49,899	37,460	38,778	36,501	52,919
Manufactures (excluding Boots and Shoes and Belting for Machinery):										
*Bags and Trunks (III. I.):										
United Kingdom - - -	-	-	-	-	-	-	-	-	-	19,417
Other Countries - - -	-	-	-	-	-	-	-	-	-	4,537
"	-	-	-	-	-	-	-	-	-	23,954
Saddlery and Harness (III. I.):										
United Kingdom - - -	-	-	-	-	-	37,609	38,390	37,203	41,290	34,051
Other Countries - - -	-	-	-	-	-	933	1,065	1,962	2,201	1,347
"	-	-	-	-	-	38,542	39,455	39,165	43,491	35,398
Other Sorts (III. I.):										
United Kingdom - - -	-	-	-	-	-	138,122	132,689	148,500	157,487	62,726
Austria-Hungary - - -	-	-	-	-	-	5,287	3,012	5,859	5,259	4,528
Germany - - - - -	-	-	-	-	-	5,104	4,242	5,193	5,014	3,920
United States - - - -	-	-	-	-	-	2,994	2,679	7,496	5,273	2,642
Other Countries - - -	-	-	-	-	-	2,227	1,798	4,431	4,988	6,524
"	-	-	-	-	-	153,734	144,820	171,479	178,021	80,335
Total Leather Manufactures, &c. - - -	-	-	-	-	-	192,276	183,975	210,644	221,512	139,687
TOTAL, Leather - - -	-	-	-	-	-	303,968	290,936	323,171	347,085	285,479
Liquors, including Methylated and Perfumed Spirits:										
Ale, Beer, and Porter (I. D.):										
United Kingdom - Gals.	3,630,700	3,743,784	3,752,463	3,710,848	4,078,333	304,253	290,201	286,281	274,066	341,236
Germany - - - - -	435,136	400,293	461,545	499,579	620,442	79,270	65,961	77,167	83,162	105,767
Other Countries - - -	29,173	37,852	23,763	29,158	34,999	3,787	5,839	8,681	3,913	4,363
"	4,295,009	4,181,934	4,242,771	4,239,585	4,733,774	387,310	361,901	367,129	361,141	451,416
Cider and other Fermented Liquors (I. D.) - Gals.	12,144	11,780	11,568	11,283	11,995	2,751	2,997	2,664	2,575	2,749
Spirit:										
Brandy (I. D.):										
United Kingdom - Gals.	27,498	23,926	22,707	19,267	15,774	18,978	16,891	16,499	16,782	13,332
France - - - - -	291,373	295,935	284,630	258,668	298,110	181,837	174,024	162,790	153,638	176,204
Germany - - - - -	45,649	39,459	40,068	49,415	58,843	8,574	6,620	7,423	9,878	12,629
Other Countries - - -	11,953	14,889	11,409	9,035	12,157	1,667	2,283	1,936	1,540	2,531
"	376,473	374,209	358,814	336,485	384,894	211,056	199,618	188,648	181,833	204,696

* Separately recorded from April 1912.

Imports of Principal Articles, distinguishing Principal Countries—continued.

ARTICLES AND COUNTRIES.	QUANTITIES.					VALUE.				
	1908-9.	1909-10.	1910-11.	1911-12.	1912-13.	1908-9.	1909-10.	1910-11.	1911-12.	1912-13.
Liquors, including Methylated and Perfumed Spirits—cont.										
Spirit—cont.						£	£	£	£	£
Gin (I. D.):										
United Kingdom - Gals.	43,086	40,334	41,749	46,319	47,007	15,853	15,138	15,431	17,648	18,208
Holland - " "	31,812	31,108	25,299	21,945	26,507	5,607	6,328	4,438	3,620	5,057
Other Countries - " "	9,282	9,319	5,137	5,528	7,486	2,031	1,929	1,579	1,642	2,062
" "	84,160	80,811	72,185	73,792	81,000	23,491	23,395	21,498	22,910	25,322
Liqueurs (I. D.):										
United Kingdom - Gals.	3,279	3,303	5,070	6,082	5,608	3,448	3,549	7,610	10,280	8,851
France - " "	5,397	5,751	4,174	5,122	4,702	5,215	5,223	4,131	5,009	4,914
Other Countries - " "	4,436	4,281	3,895	3,617	4,208	3,185	3,528	3,842	3,138	4,309
" "	13,112	13,335	13,139	14,821	14,518	11,848	12,299	15,033	18,377	18,074
Rum (I. D.) - Gals.	64,144	69,479	39,306	50,782	65,462	7,310	7,839	5,466	6,590	8,841
Whisky (I. D.):										
United Kingdom - Gals.	668,496	637,008	627,606	644,531	635,827	286,961	275,367	272,627	294,037	282,718
Other Countries - " "	12,905	7,940	10,735	11,142	12,602	3,655	2,332	2,657	2,873	3,275
" "	681,401	644,948	638,341	655,673	648,429	290,616	277,699	275,284	296,910	285,988
Spirit present in Drugs, Medicines or Chemicals (III. D.):										
United Kingdom - Gals.	67,776	76,818	71,227	75,164	83,158	78,120	84,848	75,014	76,359	84,509
France - " "	4,079	6,558	3,276	3,818	3,630	7,408	10,825	5,958	7,481	6,558
United States - " "	15,142	15,847	17,069	18,308	21,871	26,063	27,682	29,128	32,905	37,364
Other Countries - " "	6,785	5,445	5,889	5,322	7,718	5,312	4,966	5,409	3,673	5,728
" "	93,782	104,666	97,461	102,607	116,377	114,903	128,301	115,509	120,418	134,159
Spirit, Perfumed (III. P.):										
United Kingdom - Gals.	8,265	8,299	9,308	9,652	10,596	23,101	28,241	32,834	36,192	37,009
France - " "	3,803	4,156	2,869	3,572	3,063	7,145	7,542	6,575	8,457	7,047
Germany - " "	4,060	3,204	5,509	6,070	5,580	7,084	4,769	8,421	8,187	9,137
Other Countries - " "	1,525	1,248	1,674	876	1,826	6,234	3,949	4,614	3,817	4,653
" "	17,672	16,907	19,380	20,170	21,065	43,564	44,501	52,444	56,653	57,843
Spirit, Methylated (III. F.):										
Java - Gals.	135,100	205,081	180,182	183,409	227,453	8,983	13,669	12,370	12,300	14,535
Other Countries - " "	54,420	37,330	25,373	24,018	8,511	7,229	4,151	2,953	3,000	1,366
" "	189,520	242,411	205,555	207,427	235,964	16,212	17,820	15,323	15,300	15,931
Other Sorts (I. D.):										
United Kingdom - Gals.	4,105	3,684	12,111	13,595	9,422	4,969	5,014	14,555	19,043	13,412
Germany - " "	67,480	63,447	53,647	38,522	41,320	8,015	6,807	5,788	4,102	4,929
Ceylon - " "	40,874	31,801	6,472	1,764	520	9,975	7,247	1,885	380	139
Other Countries - " "	40,360	48,367	20,751	42,195	15,939	3,756	4,775	3,936	4,968	4,552
" "	161,619	147,299	92,981	96,076	67,201	26,715	23,843	26,164	28,513	28,032
TOTAL, Spirit - " "	1,681,888	1,694,125	1,637,142	1,557,833	1,634,900	751,215	735,315	715,419	737,603	778,889
Wines:										
*Champagne and other Sparkling Wines (I. D.):										
United Kingdom - Gals.	10,896	12,161	11,594	13,724	9,255	19,413	21,856	21,654	26,742	16,490
Belgium - " "	6,119	6,173	4,405	3,637	1,554	11,425	11,463	7,926	7,201	2,996
France - " "	11,988	9,981	12,741	15,446	17,331	20,348	16,654	21,902	27,694	34,677
Other Countries - " "	991	424	620	594	1,720	1,421	556	858	929	2,251
" "	29,744	28,739	29,360	33,401	29,860	52,607	50,529	52,340	62,566	56,414
†Claret (I. D.):										
France - Gals.	31,921	34,273	28,658	23,384	—	8,615	7,700	6,994	6,404	—
Other Countries - " "	16,098	16,304	13,094	12,993	—	4,112	3,774	3,427	3,434	—
" "	48,019	50,577	41,752	36,377	—	12,727	11,474	10,421	9,838	—
Port (I. D.):										
United Kingdom - Gals.	65,735	66,921	67,696	67,762	62,050	38,651	39,114	41,118	39,890	36,996
Portugal - " "	12,591	8,483	6,828	6,850	14,217	8,144	5,228	4,661	4,018	9,100
Other Countries - " "	18,971	18,964	17,285	17,934	17,591	4,890	4,271	4,693	5,107	4,992
" "	97,297	94,368	91,809	92,546	93,858	51,685	48,613	50,472	49,005	51,088

* Figures prior to April 1912 relate to "Champagne" only.

† Included with "Other Sorts" from April 1912.

Imports of Principal Articles, distinguishing Principal Countries—continued.

ARTICLES AND COUNTRIES.	QUANTITIES.					VALUE.				
	1908-9.	1909-10.	1910-11.	1911-12.	1912-13.	1908-9.	1909-10.	1910-11.	1911-12.	1912-13.
Liquors, including Methylated and Perfumed Spirits—cont.										
Wines—cont.										
*Still Red Wines other than Port (I. D.):						£	£	£	£	£
France - Gals.	—	—	—	—	87,418	—	—	—	—	11,848
Other Countries - "	—	—	—	—	24,204	—	—	—	—	8,372
"	—	—	—	—	61,617	—	—	—	—	20,215
†Sherry, Madeira, and Marsala (I. D.):										
United Kingdom - Gals.	16,062	14,569	14,443	16,510	19,391	9,007	8,322	7,965	9,704	12,629
Other Countries - "	8,516	7,379	4,970	5,233	9,242	3,915	2,666	1,761	1,811	3,761
"	24,598	21,948	19,413	21,743	28,633	12,922	10,988	9,726	11,515	16,390
*Still White Wines other than Sherry, Madeira, and Marsala (I. D.) Gals.	—	—	—	—	13,434	—	—	—	—	5,772
Other Sorts (including Vermouth and Ginger Wine) (I. D.):										
United Kingdom - Gals.	36,971	37,808	39,561	36,834	22,980	17,768	19,354	20,655	19,618	9,366
France - "	64,954	66,514	74,433	79,211	71,482	22,583	23,434	24,903	27,173	24,119
Other Countries - "	36,141	38,546	35,186	35,604	19,763	11,755	11,929	11,715	12,012	5,788
"	138,066	142,868	149,180	151,649	114,225	52,106	54,717	57,278	58,803	39,273
TOTAL, Wines - - -	337,724	338,500	331,514	335,716	341,627	182,047	176,321	180,232	191,727	189,152
TOTAL, Liquors - - -	6,326,760	6,226,339	6,122,995	6,144,417	6,722,296	1,323,323	1,276,534	1,265,444	1,293,046	1,422,206
Machinery and Millwork:										
Prime-movers (other than Electrical):										
Locomotives (excluding those for Railways) (III. J.):										
United Kingdom - - -	—	—	—	—	—	44,944	29,615	36,661	22,577	61,999
Germany - - -	—	—	—	—	—	6,172	5,208	4,464	6,948	9,228
Other Countries - - -	—	—	—	—	—	0	0	793	4,733	499
"	—	—	—	—	—	51,116	34,823	41,918	34,258	71,726
Others (III. J.):										
United Kingdom - - -	—	—	—	—	—	646,993	491,314	464,477	401,612	311,875
Germany - - -	—	—	—	—	—	4,433	4,499	15,950	22,037	7,729
United States - - -	—	—	—	—	—	14,723	10,882	15,211	9,196	4,662
Other Countries - - -	—	—	—	—	—	6,630	4,714	9,173	5,467	2,887
"	—	—	—	—	—	672,829	511,409	504,811	438,312	327,158
Electrical Machinery of all kinds, not including Instruments, Apparatus, Appliances, and parts thereof:										
*Generators (III. J.):										
United Kingdom - - -	—	—	—	—	—	—	—	—	—	31,999
Austria-Hungary - - -	—	—	—	—	—	—	—	—	—	5,902
Other Countries - - -	—	—	—	—	—	—	—	—	—	170
"	—	—	—	—	—	—	—	—	—	38,071
*Motors (III. J.):										
United Kingdom - - -	—	—	—	—	—	—	—	—	—	75,658
Germany - - -	—	—	—	—	—	—	—	—	—	12,202
Other Countries - - -	—	—	—	—	—	—	—	—	—	11,436
"	—	—	—	—	—	—	—	—	—	99,296
*Other Kinds (III. J.):										
United Kingdom - - -	—	—	—	—	—	—	—	—	—	90,737
Germany - - -	—	—	—	—	—	—	—	—	—	6,034
Other Countries - - -	—	—	—	—	—	—	—	—	—	6,700
"	—	—	—	—	—	—	—	—	—	103,471
Total Electrical Machinery, &c.:										
United Kingdom - - -	—	—	—	—	—	204,682	177,773	182,014	193,231	198,394
Austria-Hungary - - -	—	—	—	—	—	731	191	2,940	413	9,620
Germany - - -	—	—	—	—	—	4,584	7,133	50,496	30,007	18,406
Italy - - -	—	—	—	—	—	4,111	10,491	11,481	12,842	5,699
United States - - -	—	—	—	—	—	23,213	16,184	14,625	26,223	7,025
Other Countries - - -	—	—	—	—	—	2,020	1,041	2,356	3,957	1,694
"	—	—	—	—	—	239,341	212,823	268,912	266,673	240,838

* Separately recorded from April 1912.

† Figures prior to 1912-13 relate to "Sherry" only.

Imports of Principal Articles, distinguishing Principal Countries—continued.

ARTICLES AND COUNTRIES.	QUANTITIES.					VALUE.				
	1908-9.	1909-10.	1910-11.	1911-12.	1912-13.	1908-9.	1909-10.	1910-11.	1911-12.	1912-13.
Machinery and Millwork—cont.										
Machinery, not being Prime-movers or Electrical Machinery:						£	£	£	£	£
*Aerated Water Making Machinery (III. J.) - -	-	-	-	-	-	-	-	-	-	3,234
Agricultural Machinery (III. J.):										
United Kingdom - - -	-	-	-	-	-	2,154	4,425	5,156	5,728	8,867
Straits Settlements - -	-	-	-	-	-	0	0	0	60	8,210
Other Countries - - -	-	-	-	-	-	469	322	285	457	3,305
	-	-	-	-	-	2,623	4,747	5,441	6,245	19,972
*Boilers (III. J.):										
United Kingdom - - -	-	-	-	-	-	-	-	-	-	185,145
Other Countries - - -	-	-	-	-	-	-	-	-	-	3,231
	-	-	-	-	-	-	-	-	-	188,376
*Metal Working Machinery (including Machine Tools) (III. J.):										
United Kingdom - - -	-	-	-	-	-	-	-	-	-	7,624
Other Countries - - -	-	-	-	-	-	-	-	-	-	2,545
	-	-	-	-	-	-	-	-	-	10,169
Mining Machinery:										
*Coal (III. J.):										
United Kingdom - - -	-	-	-	-	-	-	-	-	-	15,530
Other Countries - - -	-	-	-	-	-	-	-	-	-	175
	-	-	-	-	-	-	-	-	-	15,705
*Other Sorts (III. J.):										
United Kingdom - - -	-	-	-	-	-	-	-	-	-	34,730
Other Countries - - -	-	-	-	-	-	-	-	-	-	12,440
	-	-	-	-	-	-	-	-	-	47,170
Total Mining Machinery:										
United Kingdom - - -	-	-	-	-	-	78,224	32,098	48,016	42,525	50,260
United States - - -	-	-	-	-	-	4,123	14,623	42,786	40,091	10,794
Other Countries - - -	-	-	-	-	-	55	2,382	1,889	275	1,821
	-	-	-	-	-	82,402	49,108	92,191	83,791	62,875
*Oil Crushing and Refining Machinery (III. J.):										
United Kingdom - - -	-	-	-	-	-	-	-	-	-	24,426
United States - - -	-	-	-	-	-	-	-	-	-	11,030
Other Countries - - -	-	-	-	-	-	-	-	-	-	1,270
	-	-	-	-	-	-	-	-	-	36,726
*Paper Mill Machinery (III. J.):										
United Kingdom - - -	-	-	-	-	-	-	-	-	-	17,229
Other Countries - - -	-	-	-	-	-	-	-	-	-	296
	-	-	-	-	-	-	-	-	-	17,525
*Refrigerating Machinery (III. J.):										
United Kingdom - - -	-	-	-	-	-	-	-	-	-	20,306
Other Countries - - -	-	-	-	-	-	-	-	-	-	4,859
	-	-	-	-	-	-	-	-	-	25,165
*Rice and Flour Mill Machinery (III. J.):										
United Kingdom - - -	-	-	-	-	-	-	-	-	-	56,393
Germany - - -	-	-	-	-	-	-	-	-	-	36,135
United States - - -	-	-	-	-	-	-	-	-	-	9,813
Other Countries - - -	-	-	-	-	-	-	-	-	-	341
	-	-	-	-	-	-	-	-	-	102,682
*Saw Mill and Wood Working Machinery (III. J.):										
United Kingdom - - -	-	-	-	-	-	-	-	-	-	15,888
Other Countries - - -	-	-	-	-	-	-	-	-	-	1,151
	-	-	-	-	-	-	-	-	-	17,039
Sewing and Knitting Machines and parts thereof:										
Sewing and Knitting Machines (III. J.):										
United Kingdom - No.	17,136	18,935	24,911	24,645	37,925	54,546	74,096	110,803	101,666	109,418
Germany - - -	8,313	7,966	12,902	12,075	18,912	20,167	21,873	35,713	35,712	57,046
United States - - -	1,688	1,499	2,245	2,100	187	5,346	4,520	9,253	9,055	615
Other Countries - - -	507	891	1,007	977	507	1,308	2,289	3,625	3,217	1,528
	27,642	29,291	41,065	39,797	57,531	81,367	102,778	159,394	149,650	227,607

* Separately recorded from April 1912.

Imports of Principal Articles, distinguishing Principal Countries—continued.

ARTICLES AND COUNTRIES.	QUANTITIES.					VALUE.				
	1908-9.	1909-10.	1910-11.	1911-12.	1912-13.	1908-9.	1909-10.	1910-11.	1911-12.	1912-13.
Machinery and Millwork—cont.										
Machinery, not being Prime-movers or Electrical Machinery—cont.										
Sewing and Knitting Machines and parts thereof—cont.										
*Parts of Sewing and Knitting Machines and Accessories (III. J.):						£	£	£	£	£
United Kingdom	—	—	—	—	—	—	—	—	—	15,038
Other Countries	—	—	—	—	—	—	—	—	—	2,372
	—	—	—	—	—	—	—	—	—	17,905
*Sugar Machinery (III. J.):										
United Kingdom	—	—	—	—	—	—	—	—	—	13,436
Other Countries	—	—	—	—	—	—	—	—	—	68
	—	—	—	—	—	—	—	—	—	13,504
*Tea Machinery (III. J.):										
United States	—	—	—	—	—	—	—	—	—	112,536
Other Countries	—	—	—	—	—	—	—	—	—	6,072
	—	—	—	—	—	—	—	—	—	118,670
Textile Machinery:										
*Cotton (III. J.):										
United Kingdom	—	—	—	—	—	—	—	—	—	737,257
Germany	—	—	—	—	—	—	—	—	—	10,367
Other Countries	—	—	—	—	—	—	—	—	—	9,481
	—	—	—	—	—	—	—	—	—	757,125
*Jute (III. J.):										
United Kingdom	—	—	—	—	—	—	—	—	—	576,128
	—	—	—	—	—	—	—	—	—	—
*Other Sorts (III. J.):										
United Kingdom	—	—	—	—	—	—	—	—	—	27,054
Other Countries	—	—	—	—	—	—	—	—	—	2,039
	—	—	—	—	—	—	—	—	—	29,093
Total Textile Machinery:										
United Kingdom	—	—	—	—	—	1,892,764	1,419,474	1,086,076	897,973	1,340,439
Germany	—	—	—	—	—	10,427	7,510	4,663	5,951	11,759
Japan	—	—	—	—	—	9,251	4,712	10	111	1,934
Other Countries	—	—	—	—	—	4,892	2,673	2,300	1,385	8,214
	—	—	—	—	—	1,917,334	1,434,369	1,093,049	905,420	1,362,346
Typewriters:										
Typewriters (III. J.):										
United Kingdom - No.	2,051	1,621	1,566	1,462	1,452	27,538	19,468	20,076	17,087	16,120
United States - "	2,058	1,689	1,744	2,617	4,106	29,659	23,491	24,365	34,822	49,119
Other Countries - "	107	85	148	73	119	1,006	874	1,693	850	1,390
	4,216	3,395	3,458	4,152	5,677	58,203	43,833	46,134	52,759	65,629
*Parts of Typewriters and Accessories (III. J.):										
United States	—	—	—	—	—	—	—	—	—	5,643
Other Countries	—	—	—	—	—	—	—	—	—	2,078
	—	—	—	—	—	—	—	—	—	7,721
Other Sorts of Machinery (excluding Printing Machinery) (III. J.):										
United Kingdom	—	—	—	—	—	1,262,240	1,010,890	941,520	901,983	574,040
Austria-Hungary	—	—	—	—	—	1,707	7,105	1,165	1,008	296
Belgium	—	—	—	—	—	51,484	2,255	6,085	5,842	4,646
Germany	—	—	—	—	—	69,309	46,520	101,011	114,058	44,926
United States	—	—	—	—	—	54,526	55,094	90,962	61,764	31,328
Ceylon	—	—	—	—	—	1,112	2,243	3,675	4,866	5,367
Other Countries	—	—	—	—	—	8,496	3,645	7,901	13,961	4,788
	—	—	—	—	—	1,448,964	1,127,752	1,152,319	1,103,482	665,341
TOTAL, Machinery and Millwork	—	—	—	—	—	4,554,179	3,521,642	3,359,169	3,040,585	3,611,203
Manures:										
†Artificial and Mineral Manures (II. J.):										
United Kingdom - Tons	179	280	440	1,287	1,746	1,521	1,729	4,344	10,207	15,881
Belgium - "	20	233	230	1,277	1,236	107	915	1,079	5,717	5,184
Germany - "	146	350	389	1,007	2,238	1,393	2,999	4,013	9,987	19,756
Other Countries - "	37	—	280	203	182	439	3	2,595	2,070	1,771
	382	863	1,339	3,774	5,400	3,460	5,646	12,031	27,981	42,592
Other Kinds (excluding Oil cake) (II. J.) - Tons	400	480	1,092	1,626	427	1,479	2,584	5,738	3,676	2,613
TOTAL, Manures - "	782	1,343	2,431	5,400	5,827	4,939	8,230	17,769	31,657	45,205

* Separately recorded from April 1912.

† Figures prior to 1912-13 represent "Chemical Manures."

Imports of Principal Articles, distinguishing Principal Countries—continued.

ARTICLES AND COUNTRIES.	QUANTITIES.					VALUE.				
	1908-9.	1909-10.	1910-11.	1911-12.	1912-13.	1908-9.	1909-10.	1910-11.	1911-12.	1912-13.
Matches:										
*Safety (III. P.):						£	£	£	£	£
Austria-Hungary - Gross of Boxes					927,034					43,331
Belgium - " "					136,500					6,212
Germany - " "					222,613					11,649
Norway - " "					39,700					1,980
Sweden - " "					1,588,477					76,619
Japan - " "					6,539,181					238,341
Straits Settlements - " "					248,278					12,122
Other Countries - " "					41,791					2,267
					9,743,574					392,521
*Other Sorts (III. P.):										
Austria-Hungary - Gross of Boxes					226,980					11,928
Belgium - " "					210,100					9,650
Germany - " "					128,503					10,717
Norway - " "					1,378,990					74,331
Sweden - " "					2,637,050					131,918
Japan - " "					760,102					23,036
Other Countries - " "					39,652					2,313
					5,381,377					263,193
†Total Matches:										
United Kingdom - Gross of Boxes					59,606	4,664	3,757	3,872	8,188	3,488
Austria-Hungary - " "					1,154,014	62,644	53,178	59,853	70,553	54,659
Belgium - " "					346,600	10,145	8,018	7,814	10,821	15,862
Germany - " "					351,116	14,434	13,792	22,549	25,996	22,366
Norway - " "					1,418,690	52,127	65,931	60,500	61,607	76,311
Sweden - " "					4,225,527	208,195	176,797	185,076	183,477	208,537
Japan - " "					7,299,233	79,512	134,821	133,998	154,184	261,377
Straits Settlements - " "					248,361	62,966	86,005	83,876	68,040	12,127
Other Countries - " "					21,754	1,984	1,405	1,069	1,068	987
					15,124,951	496,671	548,684	559,411	583,884	655,714
Mats and Matting (except Coir and Rubber) (III. P.):										
China, Hong-Kong - Sq. Yds.	523,974	993,669	896,811	749,533	928,947	8,253	13,231	12,568	11,246	13,777
" Treaty Ports - " "	224,036	650,366	373,359	270,767	238,154	3,262	7,473	4,462	3,962	3,140
Japan - " "	93,708	88,754	321,065	257,962	166,074	2,332	2,171	3,608	5,308	3,600
Straits Settlements - " "	209,110	160,995	284,711	272,762	223,013	3,593	3,813	4,277	4,691	5,011
Other Countries - " "	671,816	285,003	387,724	464,416	460,637	2,974	1,432	1,804	3,251	2,800
	1,722,644	2,178,787	2,263,690	2,015,440	2,086,825	20,414	28,120	26,789	28,453	28,188
Metals and Ores:										
*Aluminium (III. L.):										
United Kingdom - Cwt.					6,785					31,054
Belgium - " "					1,452					6,806
Germany - " "					19,123					93,566
United States - " "					8,297					87,849
Other Countries - " "					152					822
					35,809					170,097
‡Brass, Bronze, and similar Amalgams:										
Unwrought (III. L.):										
United Kingdom - Cwt.	2,999	16	55	7	482	6,945	52	164	25	4,091
Other Countries - " "	80	0	3	0	189	112	0	11	0	442
	3,079	16	58	7	671	7,057	52	195	25	4,533
Wrought (III. L.):										
United Kingdom - Cwt.	12,737	9,297	10,549	10,000	7,707	47,093	36,291	38,668	37,450	34,002
Germany - " "	4,205	1,418	1,642	1,207	1,769	19,745	7,216	9,693	6,886	9,626
Italy - " "	623	1,595	1,967	1,400	1,994	2,309	5,868	6,767	5,011	8,143
Straits Settlements - " "	1,323	1,784	1,391	2,521	1,472	2,636	3,361	2,998	5,200	3,303
Other Countries - " "	2,607	2,689	2,987	3,072	5,573	10,331	9,436	11,778	10,845	16,832
	21,500	16,783	18,536	18,200	18,515	82,114	62,172	69,904	65,302	71,706
‡TOTAL, Brass, &c.	24,579	16,799	18,594	18,207	19,186	89,171	62,224	70,099	65,417	76,239

* Separately recorded from April 1912. † Quantity figures recorded from April 1912. ‡ Figures prior to 1912-13 represent "Brass."

Imports of Principal Articles, distinguishing Principal Countries—continued.

ARTICLES AND COUNTRIES.	QUANTITIES.					VALUE.				
	1908-9.	1909-10.	1910-11.	1911-12.	1912-13.	1908-9.	1909-10.	1910-11.	1911-12.	1912-13.
Metals and Ores—cont.										
Copper:						£	£	£	£	£
Old, for remanufacture (III. L.) - Cwt.	1,864	1,011	1,162	1,762	2,445	5,701	3,080	3,251	4,817	6,905
Unwrought:										
Tiles, Ingots, Cakes, Bricks, and Slabs (III. L.):										
United Kingdom - Cwt.	7,795	7,355	7,791	4,303	7,045	28,167	23,740	22,565	13,513	29,322
Japan - "	39,336	55,073	87,769	39,047	15,847	136,768	183,900	287,129	125,007	60,711
Other Countries - "	2,371	1,511	15	222	27	1,840	5,066	49	658	82
	49,502	63,939	95,575	43,572	22,919	166,775	212,706	309,743	139,178	90,115
Other Sorts (III. L.) - Cwt.	55	34	93	205	231	231	107	290	686	871
Wrought:										
Brasiers and Sheets (III. L.):										
United Kingdom - Cwt.	90,812	98,779	161,362	101,901	42,206	365,649	372,879	593,240	364,479	171,836
Belgium - "	2,128	1,246	3,422	1,276	731	8,230	1,465	12,556	4,368	2,503
France - "	13,024	13,079	22,203	22,466	6,632	50,829	51,405	81,901	81,825	26,614
Germany - "	27,115	16,703	35,691	30,241	17,474	108,478	65,567	131,119	107,768	89,844
Other Countries - "	51	597	58	320	117	219	2,068	208	1,176	434
	133,130	130,404	122,736	156,204	67,160	533,405	496,384	819,024	559,616	271,231
Mixed or Yellow Metal for Sheathing (III. L.):										
United Kingdom - Cwt.	205,278	168,367	227,188	178,200	152,999	696,213	537,786	700,328	539,461	516,543
Belgium - "	460	1,588	522	1,669	50	1,550	5,295	1,681	5,237	199
Germany - "	77,017	114,303	152,313	131,144	169,800	255,295	372,223	468,700	394,925	558,397
Italy - "	1,563	150	651	876	942	5,739	527	2,348	3,185	3,892
Other Countries - "	708	5	91	3	38	2,299	17	304	9	123
	285,021	284,413	380,765	311,912	323,829	961,096	915,848	1,173,361	942,817	1,079,154
*Wire (excluding Wire of Telegraph and Telephone) (III. L.):										
United Kingdom - Cwt.	—	—	—	—	3,391	—	—	—	—	16,546
Other Countries - "	—	—	—	—	1,502	—	—	—	—	7,050
	—	—	—	—	4,893	—	—	—	—	23,596
Other Manufactures (III. L.):										
United Kingdom - Cwt.	17,108	19,009	21,069	29,849	18,540	65,613	64,807	75,162	103,914	77,232
Austria-Hungary - "	245	235	239	523	433	3,663	3,211	4,212	6,929	5,366
Belgium - "	1,610	1,049	1,828	1,273	335	6,796	4,185	6,937	5,027	1,872
France - "	402	458	434	470	122	5,372	6,207	5,280	6,032	1,564
Germany - "	2,297	2,102	3,949	3,330	3,920	13,098	12,857	18,678	22,609	21,857
Other Countries - "	1,116	466	480	335	165	4,370	1,969	2,092	1,254	824
	22,778	23,319	28,069	35,780	23,515	98,912	93,236	112,361	145,765	108,715
TOTAL Copper (excluding Ore) - }	492,350	503,120	728,400	549,435	444,992	1,766,120	1,721,361	2,418,030	1,792,881	1,580,537
German Silver (III. L.):										
United Kingdom - Cwt.	11,833	12,647	13,063	13,442	9,432	59,276	60,871	63,102	55,954	44,800
Austria-Hungary - "	5,845	4,245	4,772	4,324	3,752	37,735	26,266	29,517	25,318	22,578
Germany - "	2,581	5,190	5,191	4,985	3,207	16,027	31,857	31,219	28,895	19,081
Other Countries - "	124	228	29	85	12	1,096	1,525	120	601	169
	20,383	22,310	23,055	22,836	16,403	114,184	120,519	123,958	110,168	86,628
Iron:										
Ore (II. D.):										
Germany - Tons	0	0	0	0	157	0	0	0	0	399
Fig (III. K.):										
United Kingdom - Tons	20,149	17,030	110,737	12,067	10,394	81,538	65,398	41,352	46,214	42,744
Other Countries - "	722	2	765	6	1,151	2,376	11	2,437	80	4,605
	20,871	17,032	11,502	12,073	11,545	84,414	65,409	43,789	46,294	47,349
Manufactures:										
Angle, Bolt, and Rod (III. K.):										
United Kingdom - Tons	818	487	433	584	392	6,756	4,063	4,037	6,132	3,431
Belgium - "	1,623	1,368	1,653	553	705	11,358	8,965	10,899	3,510	5,053
Other Countries - "	550	275	285	271	404	5,605	2,556	2,384	2,954	4,108
	2,991	2,130	2,371	1,408	1,501	23,719	15,584	17,330	12,596	12,587

* Separately recorded from April 1912.

Imports of Principal Articles, distinguishing Principal Countries—continued.

ARTICLES AND COUNTRIES.	QUANTITIES.					VALUE.				
	1908-9.	1909-10.	1910-11.	1911-12.	1912-13.	1908-9.	1909-10.	1910-11.	1911-12.	1912-13.
Metals and Ores—cont.										
Iron—cont.										
Manufactures—cont.										
Bars and Channel (III. K.):						£	£	£	£	£
United Kingdom - Tons	7,856	5,680	5,342	6,010	6,734	67,018	50,704	47,989	51,332	69,089
Belgium - - - - "	24,315	17,354	19,360	12,374	13,023	160,251	111,425	119,093	76,307	91,298
Germany - - - - "	1,892	2,691	2,677	3,291	511	16,179	21,179	22,940	25,531	4,404
Sweden - - - - "	4,925	836	2,975	3,805	2,460	54,144	8,731	33,670	44,289	29,137
Other Countries - - "	70	32	5	8	7	563	382	54	63	91
"	39,058	26,593	30,359	25,488	22,785	298,155	192,411	223,746	197,512	194,019
Rice Bowls (III. K.):										
United Kingdom - Tons	4,519	5,250	5,625	6,022	6,429	61,238	67,397	68,454	73,338	79,020
Other Countries - - "	117	151	91	59	185	1,561	1,871	1,046	711	2,269
"	4,636	5,401	5,716	6,081	6,614	62,849	69,268	69,500	74,049	81,289
TOTAL, Iron (excluding Ore)	67,556	51,158	49,948	45,050	42,395	469,137	342,672	354,365	330,451	335,244
Iron or Steel:										
Anchors and Cables (III. K.):										
United Kingdom - Tons	1,593	1,100	1,145	1,459	888	28,909	18,950	19,424	21,682	16,816
Other Countries - - "	39	6	5	4	7	546	44	237	87	132
"	1,632	1,106	1,150	1,463	895	29,455	18,994	19,661	21,969	16,948
Beams, Pillars, Girders, and Bridgework (III. K.):										
United Kingdom - Tons	54,367	46,427	51,117	43,510	24,718	424,388	351,782	397,809	325,073	334,393
Belgium - - - - "	9,979	7,877	4,570	4,803	10,788	68,265	51,523	29,119	30,065	72,533
France - - - - "	543	1,179	581	2,162	1,949	3,590	7,365	3,566	13,334	12,588
Germany - - - - "	7,491	6,489	13,157	12,898	16,686	46,963	41,879	83,540	81,576	112,370
Other Countries - - "	46	74	203	452	417	535	1,565	3,079	4,631	4,151
"	72,426	62,046	69,628	63,825	54,558	543,741	454,114	517,118	453,879	586,035
Bolts and Nuts (III. K.):										
United Kingdom - Tons	2,755	2,338	2,214	1,903	3,117	57,630	51,051	48,668	46,307	74,311
Belgium - - - - "	776	813	925	661	1,119	11,479	11,072	12,958	9,699	13,196
Germany - - - - "	585	315	552	727	1,082	8,572	4,770	7,871	10,117	17,447
Other Countries - - "	44	31	76	137	185	953	662	1,607	3,446	4,939
"	4,160	3,497	3,767	3,428	5,503	78,634	67,555	71,104	69,569	114,893
Hoops and Strips (III. K.):										
United Kingdom - Tons	14,507	17,778	18,372	16,561	16,990	135,624	157,571	159,581	141,471	156,287
Belgium - - - - "	1,671	1,010	1,165	1,392	1,983	14,940	8,163	10,295	12,412	18,128
Germany - - - - "	2,661	2,806	3,004	3,815	3,363	25,120	25,376	27,815	34,300	31,103
United States - - - "	1,755	627	5,397	540	3,782	17,037	5,445	46,528	4,664	34,420
Other Countries - - "	1	6	2	872	6	9	103	48	3,152	61
"	20,595	22,227	27,940	22,680	26,129	192,730	196,658	244,267	195,999	239,999
*Nails, Rivets, and Washers (III. K.):										
United Kingdom - Tons	4,283	4,778	5,390	3,906	6,168	81,955	89,624	101,115	86,228	80,824
Austria-Hungary - - "	679	579	1,395	1,493	1,934	7,733	6,094	15,116	16,622	21,864
Belgium - - - - "	4,670	3,591	4,039	3,286	2,832	54,681	44,100	49,320	37,370	33,479
France - - - - "	195	472	308	194	256	2,584	5,881	4,158	2,930	3,922
Germany - - - - "	4,319	4,569	4,369	3,576	3,308	52,055	52,130	52,590	40,719	40,771
Norway - - - - "	986	1,105	1,270	1,294	1,562	12,116	13,869	15,780	16,243	20,746
Sweden - - - - "	843	760	701	1,779	1,975	13,248	12,654	14,464	27,263	31,923
United States - - - "	120	65	1,240	2,667	4,954	1,416	842	12,757	29,313	54,822
Other Countries - - "	177	55	59	26	145	1,925	642	748	500	1,718
"	16,272	15,974	18,761	18,171	23,184	227,763	225,836	266,048	237,197	208,969
Old, for remanufacture (II. D.):										
United Kingdom - Tons	153	2,347	431	3,829	6,849	493	6,639	1,391	10,197	18,411
Other Countries - - "	984	1,791	802	2,030	874	2,913	4,860	2,096	5,650	2,577
"	1,137	4,138	1,233	5,859	7,723	3,396	11,499	3,477	15,847	20,988
†Pipes and Tubes (III. K.):										
United Kingdom - Tons	25,405	31,148	—	—	—	366,032	331,091	—	—	—
United States - - - "	3,981	5,862	—	—	—	67,083	98,216	—	—	—
Other Countries - - "	421	509	—	—	—	5,700	5,333	—	—	—
"	29,807	37,519	—	—	—	438,815	434,640	—	—	—

* Figures prior to 1912-13 are inclusive of "Screws."
† After 1909-10, see "Pipes and Fittings, Cast," and "Tubes and Fittings, Wrought."

Imports of Principal Articles, distinguishing Principal Countries—continued.

ARTICLES AND COUNTRIES.	QUANTITIES.					VALUE.				
	1908-9.	1909-10.	1910-11.	1911-12.	1912-13.	1908-9.	1909-10.	1910-11.	1911-12.	1912-13.
Metals and Ores—cont.										
Iron or Steel—cont.										
*Pipes and Fittings, Cast (III. K.):						£	£	£	£	£
United Kingdom - Tons	—	—	18,834	21,207	25,682	—	—	151,934	165,806	224,574
France - " "	—	—	641	29	0	—	—	5,248	321	46
Germany - " "	—	—	127	164	3,590	—	—	1,158	3,188	53,419
United States - " "	—	—	4,379	2,209	7,912	—	—	71,945	33,790	99,966
Other Countries - " "	—	—	37	75	198	—	—	632	1,002	2,763
"	—	—	24,018	23,684	37,382	—	—	230,817	203,907	330,763
†Rails, Chairs, and Fish Plates (excluding those for Railways) (III. K.):										
United Kingdom - Tons	—	—	—	—	2,286	—	—	—	—	18,474
Belgium - " "	—	—	—	—	2,420	—	—	—	—	15,999
Germany - " "	—	—	—	—	4,912	—	—	—	—	34,115
Other Countries - " "	—	—	—	—	434	—	—	—	—	2,988
"	—	—	—	—	10,052	—	—	—	—	71,576
†Screws (III. K.):										
United Kingdom - Tons	—	—	—	—	1,487	—	—	—	—	54,209
Other Countries - " "	—	—	—	—	296	—	—	—	—	9,811
"	—	—	—	—	1,783	—	—	—	—	64,020
Sheets and Plates:										
Galvanised (III. K.):										
United Kingdom - Tons	90,928	116,683	124,804	150,193	174,604	1,272,627	1,517,876	1,588,486	1,841,159	2,270,304
Belgium - " "	404	1,233	121	272	387	4,959	12,779	1,275	3,237	4,799
Germany - " "	1,474	1,598	356	1,009	1,148	20,169	19,872	4,252	12,183	14,117
United States - " "	1,086	4,850	2,044	10,280	10,113	16,219	64,490	27,354	132,575	120,538
Other Countries - " "	24	13	40	35	20	416	211	592	576	377
"	93,916	124,377	127,365	161,789	186,272	1,314,390	1,615,228	1,621,959	1,989,730	2,410,135
Tinned (III. K.):										
United Kingdom - Tons	16,931	18,245	19,429	20,564	39,938	242,880	259,260	299,177	338,644	650,764
Other Countries - " "	25	11	14	504	3,160	460	201	279	8,259	51,943
"	16,956	18,256	19,443	21,068	43,098	243,350	259,461	299,456	346,903	702,707
Not Galvanised or Tinned (III. K.):										
United Kingdom - Tons	48,606	45,913	53,990	54,356	30,219	517,570	519,425	625,846	629,494	273,192
Belgium - " "	12,853	12,015	10,205	12,358	17,368	100,165	87,981	75,528	94,823	142,393
Germany - " "	31,040	28,159	22,499	29,989	32,458	242,990	207,472	169,724	227,826	270,147
United States - " "	152	300	648	16,138	2,360	1,112	3,526	10,113	93,838	18,534
Other Countries - " "	21	84	24	512	18	552	485	213	3,589	190
"	92,672	86,471	87,366	103,353	82,441	862,389	818,889	881,424	1,049,070	704,456
TOTAL, Sheets and Plates	203,544	229,104	234,174	286,210	311,806	2,420,129	2,693,578	2,802,839	3,385,703	3,826,298
*Tubes and Fittings, Wrought (III. K.):										
United Kingdom - Tons	—	—	9,707	9,275	11,380	—	—	130,561	121,610	194,686
Germany - " "	—	—	82	86	978	—	—	1,544	1,510	13,893
United States - " "	—	—	115	330	879	—	—	1,900	3,912	11,407
Other Countries - " "	—	—	7	59	263	—	—	160	826	3,910
"	—	—	9,911	9,750	13,500	—	—	134,165	127,858	223,896
Wire (III. K.):										
United Kingdom - Tons	630	448	697	535	2,323	9,474	6,644	9,821	8,026	55,803
Austria-Hungary - " "	294	584	877	1,093	696	3,463	6,767	10,719	12,882	8,608
Belgium - " "	1,083	799	1,406	2,019	1,928	11,894	8,826	16,028	23,123	22,500
Germany - " "	1,430	1,141	1,465	2,008	3,806	16,665	12,941	17,428	21,808	46,969
United States - " "	226	157	128	160	1,078	3,066	2,118	1,656	1,875	15,967
Other Countries - " "	27	72	57	66	54	610	926	907	884	760
"	3,690	3,201	4,630	5,886	9,885	45,172	38,122	56,559	68,598	150,507
Other Manufactures of Iron or Steel (III. K.):										
United Kingdom - Tons	25,143	33,464	26,690	23,422	11,933	360,912	440,429	364,151	354,734	222,524
Belgium - " "	3,848	1,857	4,156	5,367	2,123	32,024	16,990	34,640	44,175	21,339
France - " "	0	4	1,614	98	54	0	87	10,243	795	731
Germany - " "	6,464	5,689	8,603	6,033	1,452	54,907	51,330	92,860	51,200	28,605
United States - " "	3,144	3,483	5,124	6,203	390	46,886	49,075	83,886	96,830	4,689
Aden - " "	2,162	0	2	0	0	12,667	0	15	0	0
Other Countries - " "	129	27	90	136	82	1,720	1,157	2,664	2,537	2,314
"	40,890	44,524	46,279	41,259	16,084	509,116	559,068	588,409	550,271	275,201
TOTAL, Iron or Steel	394,153	423,336	441,491	492,215	518,370	4,489,001	4,700,064	4,934,459	5,352,797	6,220,098

* Included in "Pipes and Tubes" prior to 1910-11.

† Separately recorded from April 1912.

Imports of Principal Articles, distinguishing Principal Countries—continued.

ARTICLES AND COUNTRIES.	QUANTITIES.					VALUE.				
	1908-9.	1909-10.	1910-11.	1911-12.	1912-13.	1908-9.	1909-10.	1910-11.	1911-12.	1912-13.
Metals and Ores—cont.										
Steel:										
Angle and Spring (III. K.):						£	£	£	£	£
United Kingdom - Tons	15,271	12,532	17,272	18,257	16,972	107,107	82,760	116,507	123,961	126,942
Belgium - "	5,375	5,075	4,872	6,549	6,334	36,292	31,945	30,639	40,759	43,399
Germany - "	8,116	3,917	5,017	7,353	6,352	58,307	25,361	31,477	45,226	43,319
Other Countries - "	8	8	0	0	332	43	44	0	1	2,128
"	28,770	21,532	27,161	32,159	29,990	201,749	140,110	178,623	209,927	215,688
Bars and Channel (III. K.):										
United Kingdom - Tons	13,909	10,905	13,302	12,378	19,515	100,234	75,399	92,846	91,914	151,537
Belgium - "	43,835	43,306	43,337	51,730	58,603	286,820	267,646	270,578	318,929	402,154
Germany - "	56,574	47,366	64,470	56,909	59,940	395,329	307,470	416,021	363,095	270,656
Sweden - "	274	396	507	307	739	3,920	5,659	7,303	4,558	10,252
United States - "	33	31	22	24	889	389	266	164	241	6,576
Other Countries - "	378	263	15	109	0	2,409	1,558	453	673	40
"	115,003	102,267	121,653	121,857	119,586	789,101	657,998	737,365	779,408	841,215
Cast (III. K.):										
United Kingdom - Tons	2,738	2,587	1,767	1,660	2,011	47,846	35,623	29,149	23,621	42,222
Belgium - "	641	196	135	190	270	5,294	1,611	1,491	2,338	3,660
Germany - "	1,483	683	259	646	448	16,223	7,473	3,125	6,969	5,649
Sweden - "	625	491	286	238	169	10,352	7,566	4,548	3,555	2,998
Other Countries - "	17	35	51	32	160	913	816	1,765	2,297	2,766
"	5,504	3,992	2,498	2,766	3,058	80,628	53,089	40,078	44,180	57,255
*Ingots, Blooms, Billets, and Slabs (III. K.) - Tons										
	—	—	—	—	121	—	—	—	—	1,253
TOTAL, Steel - "	149,277	127,791	151,312	156,782	152,755	1,071,478	851,197	1,006,066	1,033,515	1,113,411
Lead:										
Unwrought:										
Ore (II. D.) - Tons	338	270	271	204	169	7,975	6,187	5,788	4,062	3,690
Pig (III. L.):										
United Kingdom - Cwt.	14,838	15,345	12,482	17,281	17,357	11,773	11,236	8,095	13,383	16,795
France - "	7,946	10,089	7,526	5,616	3,305	6,423	7,626	5,571	4,621	3,338
Australia - "	20,012	16,007	23,012	20,006	24,006	13,653	10,240	17,882	13,369	21,932
Other Countries - "	2,570	1,747	2,108	2,105	3,103	1,918	1,308	1,569	1,564	2,734
"	45,366	43,188	50,128	45,008	47,771	33,787	30,410	33,117	33,367	44,829
Other Sorts (III. L.) - Cwt.										
	422	418	335	722	2,071	346	359	292	519	1,743
Wrought:										
Sheets, Pipes, and Tubes (III. L.):										
United Kingdom - Cwt.	17,298	16,988	16,225	16,364	17,584	14,643	13,681	14,199	14,686	18,981
Other Countries - "	317	242	832	2,173	1,177	292	292	770	2,124	1,452
"	17,615	17,230	17,057	18,537	18,711	14,935	13,973	14,969	16,810	20,433
Sheets for Tea-chests (III. L.):										
United Kingdom - Cwt.	46,576	58,689	46,306	40,596	36,732	50,456	55,759	49,798	45,873	46,484
Australia - "	8,000	0	6,000	0	—	5,085	0	3,721	0	345
Other Countries - "	464	238	1,073	1,524	256	542	287	1,293	1,940	—
"	55,040	58,927	53,384	42,120	36,988	56,083	56,046	53,812	47,813	46,829
Other Sorts (III. L.):										
United Kingdom - Cwt.	3,771	2,027	7,135	5,336	6,725	10,677	12,595	7,774	6,617	9,291
Other Countries - "	4,303	2,756	3,035	2,207	2,077	5,320	3,360	3,584	3,514	3,094
"	13,074	10,783	10,170	7,543	8,802	15,997	15,955	11,358	10,131	12,385
TOTAL, Lead (excluding Ore) - "	131,517	130,546	131,074	113,930	114,343	121,128	116,743	113,548	106,660	126,219
Quicksilver (III. L.):										
United Kingdom - Lb.	91,581	101,567	255,473	171,223	310,563	10,111	11,524	29,001	19,795	34,043
Austria-Hungary - "	140,577	109,501	97,117	62,000	65,850	14,706	11,981	10,576	6,882	7,129
Other Countries - "	88	1,959	286	232	2,760	8	214	32	30	328
"	232,246	213,027	352,856	233,515	379,173	24,825	23,719	39,609	26,707	41,500

* Separately recorded from April 1912.

Imports of Principal Articles, distinguishing Principal Countries—continued.

ARTICLES AND COUNTRIES.	QUANTITIES.					VALUE.				
	1908-9.	1909-10.	1910-11.	1911-12.	1912-13.	1908-9.	1909-10.	1910-11.	1911-12.	1912-13.
Metals and Ores—cont.						£	£	£	£	£
†Solder (III. L.) - - Cwt.	—	—	—	—	5,594	—	—	—	—	30,832
Tin:										
Unwrought (Blocks, Ingots, Bars, and Slabs) (III. L.):										
United Kingdom - Cwt.	3,874	3,670	2,868	3,526	4,800	23,002	31,079	23,029	33,486	52,111
Japan - - - - - "	0	0	0	1,977	0	0	0	0	19,371	0
Straits Settlements - - "	32,690	34,650	33,212	30,363	26,645	250,437	260,853	270,176	292,324	232,705
Other Countries - - - "	291	55	275	455	91	2,205	423	2,250	4,110	917
"	36,855	38,875	36,355	36,331	31,536	280,644	292,355	295,455	349,291	335,733
Wrought, including Plates or Sheets not being tinned Iron (III. L.) - - Cwt.	287	246	581	486	4,044	2,446	2,110	4,907	4,766	9,078
TOTAL, Tin - - - - - "	37,142	38,621	36,936	36,807	35,580	283,090	294,465	300,362	354,057	344,811
Zinc or Spelter:										
Unwrought (III. L.):										
United Kingdom - Cwt.	46,913	60,826	62,215	60,385	64,890	56,857	74,668	75,616	77,104	85,723
Germany - - - - - "	5,132	2,724	5,335	4,028	5,503	7,166	3,854	7,344	5,990	8,583
Other Countries - - - "	736	1,809	1,145	1,231	3,007	891	2,589	1,436	1,696	4,526
"	52,831	65,359	68,695	65,644	73,400	64,914	81,111	84,446	84,790	98,832
Wrought or Manufactured (III. L.):										
United Kingdom - Cwt.	8,628	7,460	7,162	6,632	10,136	12,014	11,365	11,728	11,811	19,524
Belgium - - - - - "	11,674	10,176	13,365	14,731	17,104	15,800	14,569	19,932	24,255	28,311
Germany - - - - - "	5,392	5,445	6,530	8,478	9,552	7,744	7,858	10,137	14,481	16,390
Other Countries - - - "	197	244	202	170	463	177	323	190	166	707
"	26,091	23,325	27,259	30,011	37,255	35,735	34,115	42,037	50,713	64,932
Other Sorts (III. L.) - Cwt.	1,106	849	1,123	1,135	1,300	1,170	908	1,374	1,305	1,531
TOTAL, Zinc or Spelter "	80,028	89,533	97,082	96,790	111,955	101,819	116,134	127,857	136,808	165,295
*Metals, unenumerated (III. L.):										
United Kingdom - Cwt.	25,076	33,122	22,934	25,633	9,561	72,720	92,223	83,751	94,295	29,777
Germany - - - - - "	493	3,271	3,352	12,223	218	4,592	18,156	19,566	57,220	3,056
United States - - - - - "	70	100	425	1,412	40	180	436	1,741	6,406	114
Other Countries - - - "	1,154	731	591	792	463	5,449	3,930	3,611	3,811	2,317
"	27,393	37,224	27,302	40,060	10,282	82,941	114,745	108,669	161,732	35,264
†Ores, unenumerated (II. D.) } Tons	—	—	—	—	247	—	—	—	—	3,004
TOTAL, Metals (excluding Ores) } Tons	651,760	644,286	696,030	728,056	753,405	8,612,844	8,463,843	9,597,022	9,473,193	10,328,225
TOTAL, Ores - - - - - "	338	270	271	204	573	7,975	6,187	5,788	4,062	7,093
TOTAL Metals (including Ores) }	652,098	644,556	696,301	728,260	753,978	8,620,819	8,470,030	9,602,810	9,477,255	10,335,318
Motor Cars and Motors Cycles and Parts thereof:										
†Motor Cars and Motor Cycles (III. C.):										
United Kingdom - No.	—	—	—	—	2,336	—	—	—	—	451,964
Belgium - - - - - "	—	—	—	—	167	—	—	—	—	40,406
France - - - - - "	—	—	—	—	53	—	—	—	—	15,848
Germany - - - - - "	—	—	—	—	44	—	—	—	—	11,773
United States - - - - - "	—	—	—	—	425	—	—	—	—	69,186
Other Countries - - - - - "	—	—	—	—	64	—	—	—	—	8,000
"	—	—	—	—	3,089	—	—	—	—	597,177
†Parts of Motor Cars and Motor Cycles and Accessories (III. C.):										
United Kingdom - - - - - "	—	—	—	—	—	—	—	—	—	186,257
Belgium - - - - - "	—	—	—	—	—	—	—	—	—	8,175
France - - - - - "	—	—	—	—	—	—	—	—	—	18,070
Germany - - - - - "	—	—	—	—	—	—	—	—	—	41,437
Other Countries - - - - - "	—	—	—	—	—	—	—	—	—	7,063
"	—	—	—	—	—	—	—	—	—	261,002

* Figures prior to 1912-13 include Aluminum, Solder, and Ores, unenumerated.

† Separately recorded from April 1912.

Imports of Principal Articles, distinguishing Principal Countries—continued.

ARTICLES AND COUNTRIES.	QUANTITIES.					VALUE.				
	1908-9.	1909-10.	1910-11.	1911-12.	1912-13.	1908-9.	1909-10.	1910-11.	1911-12.	1912-13.
Oils—cont.										
Mineral—cont.						£	£	£	£	£
Other Kinds (II. E.):										
United Kingdom - Gals.	35,232	88,504	78,881	189,885	77,506	2,833	5,800	5,827	14,187	3,019
Belgium - - - - - "	8	5,598	316,388	318,088	236,731	2	397	21,229	19,350	15,064
Germany - - - - - "	766	788	594,562	1,498,274	2,375,586	202	113	41,148	97,725	165,345
United States - - - - - "	140,553	168,665	1,127,686	290,175	278,290	7,704	8,481	29,010	18,098	14,706
Other Countries - - - - - "	42,641	1,346	219	25,737	263,899	2,058	110	26	966	2,443
	219,195	264,901	2,117,786	2,322,159	3,232,012	12,794	14,901	97,240	145,326	205,577
TOTAL, Mineral Oils	96,846,544	77,478,962	79,644,448	107,416,529	95,262,006	2,602,765	2,088,240	2,248,707	2,818,127	2,502,097
Vegetable (Non-essential):										
Caster (II. E.) - - Gals.	5,493	965	559	851	947	902	253	192	156	210
Cocconut (II. E.):										
Ceylon - - - - - Gals.	193,536	19,139	23,599	1,711	3,548	23,049	2,687	3,265	234	575
Other Countries - - - - - "	5,634	14,861	3,889	3,204	4,126	775	2,129	822	679	888
	199,170	34,000	27,488	4,915	7,674	23,824	4,816	4,107	913	1,463
*Cotton Seed (II. E.) - Gals.	—	—	—	—	3,565	—	—	—	—	535
Groundnut (II. E.) - Gals.	6,980	7,099	8,330	9,669	10,641	849	713	963	1,059	1,169
Linseed (II. E.):										
United Kingdom - Gals.	385,339	323,586	340,651	396,225	363,524	44,749	39,481	50,752	64,615	56,195
Other Countries - - - - - "	584	714	1,416	2,845	1,437	78	74	167	230	206
	385,923	324,300	342,067	399,070	364,961	44,827	39,555	50,919	64,845	56,401
Mustard or Rape Gals (II. E.)	248	39	0	124	631	22	6	0	25	91
Sesamum (Til or Jinjili) Gals. (II. E.)	703	1,011	568	792	473	88	134	85	101	53
Other Sorts (II. E.) - Gals.	63,033	51,900	59,195	70,043	68,631	7,291	6,639	6,851	8,658	7,035
TOTAL, Vegetable, Non-essential	661,500	419,314	438,207	485,464	457,523	77,803	52,116	63,117	75,757	66,948
TOTAL, Oils	98,387,957	78,707,039	80,810,869	108,265,253	96,463,269	3,769,042	2,223,528	2,394,045	2,950,287	2,660,167
Oil-Cloth and Floor-Cloth (III. P.):										
United Kingdom - Sq. Yds.	917,870	1,059,500	1,329,875	997,435	1,103,485	36,385	41,892	54,019	49,916	52,139
Other Countries - - - - - "	50,074	182,337	165,559	231,025	501,859	2,272	4,339	5,812	7,612	18,096
	967,944	1,241,837	1,495,434	1,228,460	1,605,344	38,657	46,231	59,822	57,528	70,235
Opium (III. D.) - - Lb.	197	267	509	397	536	303	392	1,540	1,847	2,679
*Packing, Engine and Boiler, of all kinds, including Asbestos (III. P.):										
United Kingdom - - - - -	—	—	—	—	—	—	—	—	—	35,591
Other Countries - - - - -	—	—	—	—	—	—	—	—	—	3,284
	—	—	—	—	—	—	—	—	—	38,875
Paints and Painter's Materials:										
Paints and Colours:										
*Barytes (III. F.) - - Cwt.	—	—	—	—	14,009	—	—	—	—	2,641
*White and Red Lead (III. F.):										
United Kingdom - Cwt.	—	—	—	—	48,605	—	—	—	—	55,554
Germany - - - - - "	—	—	—	—	12,770	—	—	—	—	11,624
Other Countries - - - - - "	—	—	—	—	4,444	—	—	—	—	4,292
	—	—	—	—	65,819	—	—	—	—	71,470
*Other Sorts (III. F.):										
United Kingdom - Cwt.	—	—	—	—	218,365	—	—	—	—	269,463
Belgium - - - - - "	—	—	—	—	10,498	—	—	—	—	7,971
Germany - - - - - "	—	—	—	—	18,997	—	—	—	—	20,002
Hong Kong - - - - - "	—	—	—	—	1,308	—	—	—	—	12,250
Other Countries - - - - - "	—	—	—	—	21,026	—	—	—	—	14,983
	—	—	—	—	270,184	—	—	—	—	324,669

* Separately recorded from April 1912.

Imports of Principal Articles, distinguishing Principal Countries—continued.

ARTICLES AND COUNTRIES.	QUANTITIES.					VALUE.				
	1908-9.	1909-10.	1910-11.	1911-12.	1912-13.	1908-9.	1909-10.	1910-11.	1911-12.	1912-13.
Paints and Painters' Materials <i>—cont.</i>										
Total Paints and Colours:						£	£	£	£	£
United Kingdom - Cwt.	213,020	190,259	213,978	231,601	270,437	233,236	221,477	249,963	263,268	325,728
Belgium - - - - "	27,629	23,492	44,326	42,600	18,512	16,339	16,140	23,389	18,280	12,625
Germany - - - - "	32,508	36,922	39,033	37,586	34,606	31,049	32,638	37,112	34,921	32,302
China, Hong-Kong - - "	982	635	1,343	926	1,807	9,231	6,848	11,918	8,315	12,253
Treaty Ports - - - - "	639	616	770	702	663	5,906	4,479	5,451	4,328	4,825
Persia - - - - - "	37,750	16,616	15,223	6,300	9,665	6,729	2,997	2,919	1,260	2,604
Other Countries - - - "	5,415	8,501	12,448	12,502	14,822	6,037	7,100	12,212	9,895	8,443
"	317,943	282,041	332,121	332,217	350,012	308,567	291,679	342,964	345,067	393,780
Painter's Materials (other than Paints and Colours):										
*Turpentine (III. F.):										
United Kingdom - Cwt.	—	—	—	—	18,818	—	—	—	—	26,150
Other Countries - - - "	—	—	—	—	1,961	—	—	—	—	4,480
"	—	—	—	—	20,779	—	—	—	—	30,630
*Other kinds (III. F.):										
United Kingdom - - - -	—	—	—	—	—	—	—	—	—	68,188
Other Countries - - - -	—	—	—	—	—	—	—	—	—	11,909
"	—	—	—	—	—	—	—	—	—	80,097
Total Painter's Materials (other than Paints and Colours):										
United Kingdom - - - -	—	—	—	—	—	69,395	76,742	81,946	105,178	94,338
United States - - - - -	—	—	—	—	—	12,355	6,435	7,674	21,047	5,355
Other Countries - - - -	—	—	—	—	—	7,376	7,130	11,305	10,458	11,034
"	—	—	—	—	—	89,126	90,307	100,925	136,683	110,727
TOTAL, Paints, &c.	—	—	—	—	—	397,693	381,986	443,889	482,350	509,507
Paper and Pasteboard:										
Paper:										
*Packing Paper (III. M.):										
United Kingdom - Cwt.	—	—	—	—	16,839	—	—	—	—	13,891
Germany - - - - - "	—	—	—	—	42,236	—	—	—	—	23,508
Norway - - - - - "	—	—	—	—	13,164	—	—	—	—	9,571
Sweden - - - - - "	—	—	—	—	11,110	—	—	—	—	6,545
Other Countries - - - -	—	—	—	—	20,641	—	—	—	—	11,800
"	—	—	—	—	109,040	—	—	—	—	65,315
Printing Paper (III. M.):										
United Kingdom - Cwt.	118,223	141,345	140,243	151,199	166,310	118,960	136,835	134,933	145,768	166,444
Austria-Hungary - - - "	30,588	35,753	41,966	39,658	38,698	21,618	24,227	30,168	23,429	29,200
Belgium - - - - - "	11,974	8,206	6,271	5,596	5,670	9,742	6,226	4,937	4,835	5,005
Germany - - - - - "	54,750	51,639	61,868	65,948	61,026	37,766	36,529	44,419	46,353	45,065
Norway - - - - - "	13,147	13,884	12,128	20,830	30,336	8,236	9,415	8,347	14,574	19,725
Sweden - - - - - "	13,911	9,054	18,518	22,781	28,515	8,584	5,386	11,032	14,120	17,328
Other Countries - - - -	1,537	2,744	4,779	6,044	6,384	1,494	2,602	3,702	5,098	5,331
"	244,130	262,625	285,773	312,056	336,939	206,400	221,220	237,533	259,186	289,198
Writing Paper and Envelopes (III. M.):										
United Kingdom - - - -	—	—	—	—	—	115,540	116,454	149,372	126,143	148,282
Austria-Hungary - - - -	—	—	—	—	—	17,404	24,379	23,995	22,698	30,898
Belgium - - - - - "	—	—	—	—	—	11,231	10,847	12,528	12,217	15,250
Germany - - - - - "	—	—	—	—	—	9,510	11,991	18,781	18,319	17,793
Italy - - - - - "	—	—	—	—	—	2,767	3,730	6,175	3,449	3,351
Other Countries - - - -	—	—	—	—	—	2,438	2,836	4,076	6,273	8,379
"	—	—	—	—	—	158,890	170,237	220,407	189,099	224,458
Other kinds of Paper (including Paper Manufactures) (III. M.):										
United Kingdom - Cwt.	293,094	293,968	350,693	344,826	432,028	132,154	134,700	142,012	157,483	215,507
Austria-Hungary - - - "	11,595	11,150	10,494	14,068	10,159	11,231	11,532	12,280	14,680	12,456
Belgium - - - - - "	9,939	11,912	12,919	10,715	10,393	11,036	12,326	13,378	12,742	13,218
Germany - - - - - "	52,751	84,322	74,579	77,620	69,170	41,228	57,790	57,039	60,846	65,295
Norway - - - - - "	11,789	19,338	14,764	14,625	5,512	6,780	8,741	8,464	9,058	4,051
Sweden - - - - - "	7,679	19,737	11,268	27,344	9,782	4,245	8,347	7,042	17,482	6,463
United States - - - - -	943	2,017	1,778	1,790	3,759	2,721	3,315	3,618	4,851	7,023
China, Treaty Ports - -	4,789	4,413	4,271	5,509	4,449	6,082	6,471	5,841	6,043	5,782
Other Countries - - - -	12,414	6,880	10,256	13,433	7,628	7,076	6,381	7,880	9,274	10,716
"	404,993	454,237	491,022	509,950	552,860	222,603	249,593	257,549	292,459	340,511

* Separately recorded from April 1912.

Imports of Principal Articles, distinguishing Principal Countries—continued.

ARTICLES AND COUNTRIES.	QUANTITIES.					VALUE.				
	1908-9.	1909-10.	1910-11.	1911-12.	1912-13.	1908-9.	1909-10.	1910-11.	1911-12.	1912-13.
Paper and Pasteboard—cont.										
Pasteboard, Millboard and Cardboard of all kinds (III. M.):						£	£	£	£	£
United Kingdom - Cwt.	21,178	19,046	15,048	19,956	16,177	17,441	16,127	13,783	18,680	15,860
Germany - "	9,645	9,745	15,963	16,387	19,466	5,772	6,481	9,790	11,601	12,161
Holland - "	15,689	23,889	32,634	35,841	34,589	4,883	9,193	11,645	11,598	11,790
Other Countries - "	2,377	5,342	2,622	4,042	9,079	1,571	2,499	2,097	2,440	4,674
	48,889	63,022	66,267	76,226	79,311	29,667	34,300	37,315	44,299	44,485
TOTAL, Paper and Pasteboard	—	—	—	—	—	617,560	675,350	752,809	785,043	963,967
Paper-making Materials:										
*Pulp of Wood or other Materials (II. J.):										
United Kingdom - Cwt.	—	—	—	—	37,315	—	—	—	—	15,637
Austria-Hungary - "	—	—	—	—	35,463	—	—	—	—	15,611
Germany - "	—	—	—	—	28,066	—	—	—	—	12,665
Sweden - "	—	—	—	—	160,518	—	—	—	—	65,178
Other Countries - "	—	—	—	—	3,640	—	—	—	—	1,958
	—	—	—	—	265,002	—	—	—	—	111,049
†Rags and other Materials (II. J.):										
United Kingdom - Cwt.	1,100	213	35,512	105,309	—	591	123	15,403	39,427	—
Austria-Hungary - "	5,682	7,998	8,525	12,436	—	3,490	4,925	4,892	5,640	—
Germany - "	3,656	1,812	8,837	32,026	—	2,000	1,031	3,999	15,739	—
Sweden - "	1,010	606	5,188	115,300	—	646	361	2,037	52,232	—
Other Countries - "	11,014	917	3,113	5,403	—	807	425	1,541	2,318	—
	22,462	11,546	61,175	270,474	—	7,534	6,865	27,952	115,406	—
TOTAL, Paper-making Materials	22,462	11,546	61,175	270,474	265,002	7,534	6,865	27,952	115,406	111,049
Paraffin Wax (III. P.):										
United States - Cwt.	513	12,589	1,735	4,626	4,638	805	5,677	1,994	4,755	4,598
Other Countries - "	1,723	1,941	5,600	5,620	226	2,788	3,102	8,012	5,508	467
	2,236	14,530	7,335	10,246	4,864	3,593	8,779	10,006	10,263	5,065
Perfumery (not being Perfumed Spirits) (III. P.):										
Persia - "	—	—	—	—	—	10,051	10,390	10,280	8,883	10,383
Straits Settlements - "	—	—	—	—	—	4,785	5,049	4,500	3,971	4,878
Other Countries - "	—	—	—	—	—	10,514	8,794	8,814	13,289	15,353
	—	—	—	—	—	25,350	24,233	23,594	26,143	30,614
Pitch, Tar and Dammer (III. P.):										
United Kingdom - Cwt.	233,112	235,197	227,511	227,224	242,138	55,860	53,542	54,930	56,137	66,740
Straits Settlements - "	55,592	51,228	64,307	53,853	61,218	18,461	16,799	22,017	19,182	21,305
Other Countries - "	2,740	1,183	1,189	786	922	898	381	435	314	239
	291,444	287,606	293,007	281,863	304,278	75,219	70,722	77,382	75,633	88,344
Polishes:										
*Polishes and Compositions for application to Leather (III. P.):										
United Kingdom - "	—	—	—	—	—	—	—	—	—	39,560
Other Countries - "	—	—	—	—	—	—	—	—	—	1,304
	—	—	—	—	—	—	—	—	—	40,864
*Polishes and Compositions for application to Metals (III. P.):										
United Kingdom - "	—	—	—	—	—	—	—	—	—	20,756
Other Countries - "	—	—	—	—	—	—	—	—	—	2,740
	—	—	—	—	—	—	—	—	—	23,496
*TOTAL, Polishes	—	—	—	—	—	—	—	—	—	64,360
Precious Stones, and Pearls, Unset (II. J.):										
Austria-Hungary - "	—	—	—	—	—	5,617	838	943	200	478
Italian East Africa (Eritrea and Somaliland) - "	—	—	—	—	—	0	15,490	33,498	1,333	8,763
Aden - "	—	—	—	—	—	15,673	34,973	31,447	84,800	58,800
Bahrein Islands - "	—	—	—	—	—	176,013	255,393	256,087	311,630	391,360
Muscat Territory and Trucial Oman - "	—	—	—	—	—	86,920	177,147	73,513	104,407	127,700
Persia - "	—	—	—	—	—	52,022	33,220	83,247	59,200	87,780
Turkey, Asiatic: Persian Gulf - "	—	—	—	—	—	3,112	18,420	42,020	33,610	44,210
Other Countries - "	—	—	—	—	—	4,759	1,867	2,486	1,761	2,489
	—	—	—	—	—	344,116	537,348	523,221	596,741	721,579

* Separately recorded from April 1912.

† Figures include "Pulp of Wood or other materials."

‡ Figures prior to 1911-12 relate to the whole of Asiatic Turkey.

Imports of Principal Articles, distinguishing Principal Countries—continued.

ARTICLES AND COUNTRIES.	QUANTITIES.					VALUE.				
	1908-9.	1909-10.	1910-11.	1911-12.	1912-13.	1908-9.	1909-10.	1910-11.	1911-12.	1912-13.
Printing and Lithographing Machinery and Materials (excluding Paper):										
*Printing and Lithographing Presses (III. J.):						£	£	£	£	£
United Kingdom	—	—	—	—	—	—	—	—	—	41,980
Other Countries	—	—	—	—	—	—	—	—	—	6,561
										48,541
*Printing Type (III. P.):										
United Kingdom Cwt.	—	—	—	—	2,920	—	—	—	—	19,056
Other Countries	—	—	—	—	210	—	—	—	—	1,796
										20,852
†Other Materials (III. P.):										
United Kingdom	—	—	—	—	—	61,799	47,524	48,713	45,972	29,956
Germany	—	—	—	—	—	5,420	5,046	5,477	6,042	5,190
United States	—	—	—	—	—	3,201	5,643	4,055	3,791	618
Other Countries	—	—	—	—	—	1,502	1,307	1,532	1,773	748
						71,922	59,520	59,777	57,578	36,512
†TOTAL, Printing and Lithographing Machinery and Materials (excluding Paper)						71,922	59,520	59,777	57,578	105,905
Prints, Engravings, and Pictures:										
*Photographs and Picture Post-cards (III. P.)	—	—	—	—	—	—	—	—	—	5,370
*Others (III. P.):										
United Kingdom	—	—	—	—	—	—	—	—	—	11,576
Other Countries	—	—	—	—	—	—	—	—	—	6,102
										17,678
Total Prints, Engravings and Pictures:										
United Kingdom	—	—	—	—	—	—	—	—	—	14,456
Germany	—	—	—	—	—	—	—	—	—	5,014
Other Countries	—	—	—	—	—	—	—	—	—	3,578
										23,048
Provisions and Oilman's Stores:										
Bacon and Hams (I. E.):										
United Kingdom Lb.	1,569,096	1,569,009	1,605,224	1,621,001	1,568,722	64,405	69,828	81,323	71,635	73,076
Other Countries	23,351	28,071	33,573	43,904	33,715	892	1,123	1,372	1,612	1,383
	1,592,447	1,597,080	1,638,797	1,664,905	1,602,437	65,297	70,951	82,695	73,247	74,459
‡Bêche de mer (I. E.) Lb.	40,582	26,857	28,478	43,630	—	682	525	840	874	—
Biscuits and Cakes (I. E.):										
United Kingdom Lb.	5,872,670	5,533,009	6,118,295	6,726,399	8,335,062	166,377	167,931	192,773	211,635	271,585
Germany	628,437	756,373	754,944	525,642	877,228	11,290	11,069	13,189	9,199	17,076
Australia	390,151	311,481	378,760	369,900	392,707	7,390	5,946	7,201	7,241	9,202
Other Countries	71,474	91,000	99,113	110,160	120,847	2,137	2,702	3,340	3,331	3,822
	6,962,782	6,691,863	7,346,112	7,732,101	9,725,844	187,194	187,648	216,503	231,406	301,685
Butter (including Canned) (I. E.):										
United Kingdom Lb.	64,031	71,691	50,394	63,426	72,731	4,945	6,142	4,452	4,628	5,472
Denmark	162,134	165,062	115,501	159,556	150,986	12,211	11,616	8,759	12,052	12,126
Other Countries	43,668	71,991	117,058	84,449	80,932	2,956	5,117	7,481	5,773	5,936
	269,833	308,744	282,953	307,431	313,649	20,112	22,875	20,692	22,453	23,534
Cheese (including Canned) (I. E.):										
United Kingdom Lb.	631,104	603,830	558,573	500,540	502,100	24,854	23,628	21,896	21,137	22,206
Holland	569,534	648,535	681,621	618,626	779,254	19,240	22,689	24,642	24,505	29,732
Other Countries	110,418	92,353	83,288	95,265	127,637	4,402	3,519	3,764	3,992	5,158
	1,311,056	1,344,718	1,223,482	1,214,431	1,408,991	48,496	49,836	50,302	49,634	57,096

* Separately recorded from April 1912.

† Figures prior to 1912-13 represent "Printing and Lithographing materials."

‡ Included with "Provisions, Other Sorts" from April 1912.

Imports of Principal Articles, distinguishing Principal Countries—continued.

ARTICLES AND COUNTRIES.	QUANTITIES.					VALUE.				
	1908-9.	1909-10.	1910-11.	1911-12.	1912-13.	1908-9.	1909-10.	1910-11.	1911-12.	1912-13.
Provisions and Oilman's Stores—										
<i>cont.</i>										
*Cocoa and Chocolate (I. E.):						£	£	£	£	£
United Kingdom - Lb.	—	—	—	—	413,200	—	—	—	—	29,988
Other Countries - "	—	—	—	—	79,748	—	—	—	—	4,907
"	—	—	—	—	492,948	—	—	—	—	34,875
Farinaceous and Patent Foods (I. E.):										
United Kingdom - Cwt.	20,209	21,970	31,465	27,608	32,778	64,610	68,357	78,955	78,348	101,701
United States - "	2,892	3,774	4,438	5,012	6,592	4,757	6,127	7,112	7,984	10,682
China, Hong-Kong - "	10,484	8,797	4,327	4,773	6,125	7,720	4,131	5,234	5,496	7,468
China, Treaty Ports - "	3,249	4,093	3,853	4,711	5,920	2,908	3,489	3,332	4,134	5,388
Java - "	11,101	27,984	17,756	4,367	1,445	3,679	8,680	5,606	1,797	504
Straits Settlements - "	180,033	181,565	177,070	182,991	201,024	128,525	117,398	118,848	132,335	154,773
Other Countries - "	894	985	1,868	8,036	4,362	2,048	2,020	2,518	5,529	3,812
"	228,862	244,168	241,275	237,498	258,246	214,247	210,202	221,605	235,568	284,318
Ghi (I. E.):										
East African Protec- torate - Lb.	75,062	264,740	459,634	335,230	471,111	2,504	7,139	16,115	8,857	14,744
Persia - "	2,046	4,304	37,035	78,517	144,517	68	133	1,278	2,929	5,534
Turkey, Asiatic - Persian Gulf - "	1,575	702	84,857	11,313	192,579	52	25	2,891	389	7,079
Other Countries - "	31,303	37,516	123,191	115,949	173,652	1,000	1,292	4,231	4,241	6,869
"	109,986	307,262	703,717	541,009	986,859	3,624	8,589	24,515	16,416	34,226
Jams and Jellies (I. E.):										
United Kingdom - Lb.	1,738,430	1,754,774	1,799,116	1,911,619	1,958,554	38,211	37,261	38,500	44,685	47,631
Other Countries - "	44,867	36,177	51,993	60,701	52,670	872	739	845	1,104	977
"	1,783,297	1,790,951	1,851,109	1,972,320	2,011,224	39,083	38,000	39,345	45,789	48,608
Lard (I. E.) - Lb.	461,076	450,104	349,916	449,177	587,118	8,169	8,135	6,791	7,951	10,044
Milk, Condensed and Pres- erved, including Milk Cream (I. E.):										
United Kingdom - Lb.	5,659,370	6,672,909	7,176,226	7,302,480	6,823,239	115,668	138,570	140,192	161,531	165,829
Belgium - "	5,981	33,093	4,602	7,918	942,244	105	413	71	102	12,109
Germany - "	800,268	713,070	679,256	998,219	1,094,845	10,323	9,432	8,689	12,644	14,270
Holland - "	882,776	1,282,319	1,342,927	1,862,953	2,743,016	9,912	14,506	15,399	21,892	36,013
Norway - "	4,900	5,942	69,602	144,745	442,666	57	127	1,394	2,493	5,334
Switzerland - "	345,653	170,945	214,181	339,196	514,344	7,217	3,461	4,720	6,666	8,416
Other Countries - "	520,171	320,150	368,997	620,566	259,556	8,162	4,272	6,116	10,333	3,789
"	8,218,919	9,198,428	9,855,791	11,276,077	12,819,910	151,444	170,781	176,581	215,661	245,760
Pickles, Chutnies, Sauces, and Condiments (I. E.):										
United Kingdom - Cwt.	14,555	14,775	14,959	14,791	6,280	35,980	37,327	37,445	36,820	23,808
Other Countries - "	1,741	3,403	2,075	2,365	1,792	1,664	2,858	2,260	2,727	2,783
"	16,296	18,178	17,034	17,156	8,072	37,644	40,185	39,705	39,547	26,591
*Vinegar (excluding Bottled Vinegar) (I. E.)										
"	—	—	—	—	3,358	—	—	—	—	2,683
Other sorts of Provisions:										
Canned and Bottled Pro- visions (not specified else- where) (I. E.):										
United Kingdom - Cwt.	36,746	39,017	41,460	41,893	54,208	151,323	150,225	159,845	165,498	183,278
France - "	1,912	2,504	2,203	2,617	2,093	8,497	9,648	10,045	10,837	9,203
Portugal - "	11,164	10,604	10,360	9,684	11,079	23,328	26,600	24,219	23,247	29,815
United States - "	2,406	4,031	3,110	3,523	7,771	6,115	9,022	8,065	9,826	17,020
China, Hong-Kong - "	733	1,830	2,913	3,878	5,400	1,531	3,244	4,770	6,119	7,939
Australia - "	1,775	1,590	2,109	1,871	4,006	4,045	3,912	5,041	4,820	8,022
Straits Settlements - "	3,226	3,005	2,976	2,938	6,248	4,673	3,689	3,695	4,249	14,297
Other Countries - "	3,369	2,796	2,390	4,048	6,397	9,123	8,012	7,702	10,911	17,756
"	61,331	65,377	67,521	70,452	97,202	213,640	214,252	223,382	235,507	287,430
Others (I. E.):										
United Kingdom - Cwt.	15,781	15,535	17,543	19,774	21,315	62,491	53,176	68,293	74,023	81,456
France - "	751	859	845	1,231	1,110	3,108	3,323	3,340	5,413	4,259
China, Hong-Kong - "	2,069	3,197	4,218	4,836	6,489	3,289	6,168	6,860	5,716	7,531
China, Treaty Ports - "	3,405	2,982	3,311	4,331	5,593	3,833	3,468	4,206	4,896	5,213
Japan - "	687	674	913	777	1,205	6,833	6,857	9,112	7,483	12,511
Straits Settlements - "	5,523	4,500	3,950	3,685	4,984	8,463	8,119	6,079	6,212	7,993
Other Countries - "	3,453	4,554	4,313	4,734	7,144	8,432	11,114	11,670	13,832	15,874
"	31,669	32,251	35,593	39,368	45,340	96,454	97,225	107,560	117,575	134,837
TOTAL, Provisions and Oilman's Stores - }	—	—	—	—	—	1,086,086	1,119,204	1,210,516	1,291,628	1,566,146

* Separately recorded from April 1912.

† Figures prior to 1911-12 relate to the whole of Asiatic Turkey.

‡ Figures prior to 1912-13 are included with "Pickles, Chutnies, Sauces, and Condiments."

Imports of Principal Articles, distinguishing Principal Countries—continued.

ARTICLES AND COUNTRIES.	QUANTITIES.					VALUE.				
	1908-9.	1909-10.	1910-11.	1911-12.	1912-13.	1908-9.	1909-10.	1910-11.	1911-12.	1912-13.
Railway Plant and Rolling Stock:										
Carriages and Wagons and parts thereof (III. N.):						£	£	£	£	£
United Kingdom - - -	—	—	—	—	—	2,578,464	1,523,152	989,172	883,828	1,494,978
Belgium - - - - -	—	—	—	—	—	14,791	8,423	18,953	7,566	21,698
Germany - - - - -	—	—	—	—	—	27,570	3,438	11,419	18,258	64,597
Other Countries - - -	—	—	—	—	—	2,497	2,253	2,884	6,380	3,159
	—	—	—	—	—	2,623,322	1,532,271	1,002,428	915,982	1,584,432
Locomotive Engines and Tenders and parts thereof (III. N.):										
United Kingdom - - -	—	—	—	—	—	916,235	530,396	490,155	526,500	595,901
Germany - - - - -	—	—	—	—	—	2,251	851	3,179	4,525	6,927
Other Countries - - -	—	—	—	—	—	395	4,177	25	504	116
	—	—	—	—	—	918,931	535,424	493,359	531,529	602,944
Materials for Construction:										
*Bridge Work (III. N.):										
United Kingdom - Cwt.	—	—	—	—	413,110	—	—	—	—	259,207
Ceylon - - - - - "	—	—	—	—	89	—	—	—	—	99
	—	—	—	—	413,199	—	—	—	—	259,306
Rails, Chairs and Fishplates of Steel or Iron (III. N.):										
United Kingdom - Cwt.	2,069,742	1,907,362	1,456,907	1,661,895	2,198,717	714,976	595,089	485,776	556,904	768,982
Austria-Hungary - - "	46,908	0	0	0	0	15,235	0	0	0	0
Belgium - - - - - "	54,915	14,968	15,789	5,410	0	18,531	5,954	4,782	1,580	0
Germany - - - - - "	12,622	29,440	7,546	112,171	20,015	3,796	9,286	2,705	33,029	6,662
Canada - - - - - "	0	98,446	0	0	0	0	26,167	0	0	0
Other Countries - - -	198	0	0	0	0	68	0	0	0	0
	2,184,385	2,050,216	1,490,242	1,779,476	2,218,732	752,606	636,446	493,263	591,513	775,594
Sleepers and Keys of Steel or Iron (III. N.):										
United Kingdom - Cwt.	451,387	426,914	634,081	451,716	1,572,935	137,409	120,989	188,017	141,718	519,242
Germany - - - - - "	1,036	1,467	3,415	12,472	41,717	404	527	1,189	4,163	15,572
Australia - - - - - "	24,834	12,200	0	0	0	5,544	2,630	0	0	0
New Zealand - - - - "	9,126	0	0	0	0	7,750	0	0	0	0
Other Countries - - -	4,294	444	697	7,177	0	1,662	135	262	2,304	0
	490,657	441,025	638,193	471,365	1,614,652	152,769	124,281	189,468	148,180	534,814
Sleepers of Wood (III. N.):										
United States - - Cwt.	0	0	784	0	37,600	0	0	0	0	8,708
Java - - - - - "	1,200	44,789	35,127	25,216	18,886	300	11,546	10,320	6,808	6,875
Australia - - - - - "	435,324	1,414,811	1,008,424	1,203,351	1,012,883	95,708	289,008	235,713	275,675	218,478
Other Countries - - -	7,084	6,367	20,383	13,701	41,595	1,125	1,590	3,519	2,175	8,513
	443,608	1,466,537	1,059,718	1,242,268	1,110,964	97,128	302,144	249,552	284,453	242,572
Other Kinds of Materials (III. N.):										
United Kingdom - Cwt.	690,933	841,172	813,280	903,337	431,418	397,450	431,607	393,919	474,289	257,800
Belgium - - - - - "	3,946	38,602	7,014	9,565	5,964	2,271	13,449	3,322	5,163	3,595
Germany - - - - - "	3,545	2,135	10,558	9,861	14,712	1,677	1,216	4,755	5,502	7,484
Other Countries - - -	2,000	800	244	3,092	155	446	226	155	1,359	857
	700,424	883,709	831,096	925,855	452,249	401,844	446,498	402,151	486,313	269,236
TOTAL, Railway Plant and Rolling Stock - - -	—	—	—	—	—	4,946,600	3,627,064	2,830,221	2,957,970	4,268,598
Rubber:										
Rubber, Raw (II. J.) - Cwt.	7	0	0	0	10	22	0	0	1	118
Rubber Manufactures (except Apparel and Boots and Shoes) (III. P.):										
United Kingdom - - -	—	—	—	—	—	58,437	63,559	73,214	92,522	107,614
Germany - - - - - "	—	—	—	—	—	14,879	9,639	16,027	14,857	11,744
Other Countries - - -	—	—	—	—	—	3,739	3,254	4,666	10,307	11,773
	—	—	—	—	—	77,055	76,552	93,907	117,686	131,131
TOTAL, Rubber - - -	—	—	—	—	—	77,077	76,552	93,907	117,687	131,244

* Separately recorded from April 1912.

Imports of Principal Articles, distinguishing Principal Countries—continued.

ARTICLES AND COUNTRIES.	QUANTITIES.					VALUE.				
	1908-9.	1909-10.	1910-11.	1911-12.	1912-13.	1908-9.	1909-10.	1910-11.	1911-12.	1912-13.
Salt (I. J.):										
United Kingdom - Tons	188,154	142,043	170,568	197,895	151,865	£ 177,166	£ 138,757	£ 166,572	£ 193,369	£ 146,162
Germany - " "	51,839	57,440	56,399	68,588	53,088	56,456	58,459	61,289	74,582	63,950
Spain - " "	121,770	120,998	63,497	77,941	73,924	116,285	111,267	63,001	73,991	69,275
Egypt - " "	22,497	52,242	52,556	46,369	83,314	19,091	39,397	47,912	55,938	86,896
Italian East Africa (Eritrea and Somali- land) - " "	0	11,015	24,570	24,427	38,996	0	9,364	22,295	22,165	80,849
Aden - " "	102,128	60,784	59,784	74,230	140,759	94,986	54,989	57,744	73,326	133,721
Turkey, Asiatic: Red Sea } Persian Gulf } * - " "	102,468	53,886	53,373	56,190 10,381	37,787 0	96,498	51,834	48,486	52,322 9,420	35,611 0
Other Countries - " "	31	40	30	5,963	24	85	141	122	5,859	85
	588,837	498,448	480,777	563,984	574,757	560,507	459,198	467,371	560,967	566,549
Seeds:										
Oil Seeds:										
Essential (II. F.):										
Germany - Cwt.	3,001	5,214	6,131	4,989	3,166	3,850	6,193	6,224	4,546	2,758
Holland - " "	3,141	3,915	7,061	5,686	3,942	4,162	4,627	6,899	5,028	3,141
Persia - " "	822	2,470	1,533	4,545	2,611	1,292	3,705	2,180	5,314	2,672
Other Countries - " "	1,272	1,230	1,431	628	3,311	2,908	3,189	2,738	1,737	6,902
	8,236	12,829	16,156	15,848	13,030	12,212	17,714	17,966	16,625	15,473
Non-Essential:										
Castor (II. F.) - Cwt.	114	180	238	88	199	50	74	122	40	98
Copra or Coconut Kernel (II. F.):										
Seychelles - Cwt.	8,691	5,217	0	0	0	9,645	5,213	0	0	0
Other Countries - " "	1,187	1,692	776	485	178	1,065	1,651	899	475	177
	9,878	6,909	776	485	178	10,730	6,864	899	475	177
Cotton (II. F.) - Cwt.	760	656	2,034	240	319	176	138	398	74	61
Groundnuts (II. F.) - Cwt.	3,588	4,056	3,651	5,133	2,700	2,243	2,576	2,450	3,294	1,795
Linseed (II. F.):										
Persia - Cwt.	5,654	9,968	7,203	12,530	7,735	2,739	5,125	4,821	8,133	4,417
Other Countries - " "	258	1,332	154	9	232	132	680	113	12	155
	5,912	11,300	7,357	12,539	7,967	2,871	5,805	4,934	8,145	4,572
Mustard (II. F.) - Cwt.	947	34	2	22	0	662	19	2	17	0
Poppy (II. F.) - Cwt.	3,336	1,973	2,343	4,044	973	1,086	1,070	1,353	2,339	615
Rape (II. F.) - Cwt.	49,351	2	1	26	17	29,989	2	0	12	8
Sesamum (Til or Jinjili) (II. F.):										
Straits Settlements- Cwt.	19,001	137	608	692	3,295	11,755	90	422	473	2,219
Other Countries - " "	9,326	9,758	1,409	4,246	3,882	5,609	5,675	870	2,713	2,369
	28,327	9,895	2,017	4,938	7,177	17,364	5,765	1,292	3,186	4,588
Tea (II. F.) - Cwt.	235	377	506	498	234	1,763	3,180	4,795	4,501	2,520
Others (II. F.):										
United Kingdom - Cwt.	1,004	1,023	1,071	1,073	26	4,889	5,125	6,023	6,543	105
Other Countries - " "	6,166	4,693	4,487	4,534	1,533	7,710	8,112	11,973	8,216	1,245
	7,260	5,716	5,558	5,607	1,559	12,599	13,237	17,996	14,759	1,350
TOTAL, Oil Seeds— other than Essential } "	109,708	41,008	24,543	33,570	21,323	80,483	38,730	34,241	36,842	15,784
Other than Oil Seeds (II. F.):										
United Kingdom - Cwt.	—	—	—	—	1,053	—	—	—	—	6,453
Other Countries - " "	—	—	—	—	1,631	—	—	—	—	4,131
	—	—	—	—	2,684	—	—	—	—	10,584
TOTAL, Seeds - "	117,924	53,927	40,090	49,418	37,037	92,645	56,444	52,227	53,467	41,841

* Figures prior to 1911-12 relate to the whole of Asiatic Turkey. † Separately recorded from April 1912.

Imports of Principal Articles, distinguishing Principal Countries—continued.

ARTICLES AND COUNTRIES.	QUANTITIES.					VALUE.				
	1908-9.	1909-10.	1910-11.	1911-12.	1912-13.	1908-9.	1909-10.	1910-11.	1911-12.	1912-13.
Shells and Cowries:										
Cowries (II. J.) - - Cwt.	16,414	19,811	20,683	12,919	20,135	£ 4,374	£ 5,246	£ 5,544	£ 3,549	£ 5,705
Shells:										
Shells(Chunks, Sankhli, Large Ornamental Shells, Cowras, Mother-of-Pearl Shells and Oyster-Shells) (II. J.):										
Egypt - - - - - Cwt.	1,843	302	684	783	35	5,109	1,008	1,827	2,101	120
Aden - - - - - "	1,217	1,439	697	390	208	3,423	5,398	2,127	1,409	1,084
Muscat Territory and Trucial Oman - - - - - "	1,858	1,740	1,712	1,780	1,987	3,152	2,668	2,904	3,892	5,032
Ceylon - - - - - "	20,980	18,888	16,312	28,734	27,415	13,183	12,256	6,852	9,633	11,698
Other Countries - - - - - "	1,070	1,329	1,982	3,183	717	2,570	2,927	5,529	3,578	1,644
	26,968	23,698	21,387	34,870	30,362	27,437	24,257	18,739	20,613	20,178
Tortoise-shell (including Nakhla or Nakh) (II. J.) - - - - - Lb.	21,426	23,492	20,737	22,258	16,525	4,075	4,365	4,581	4,505	5,223
TOTAL Shells and Cowries						35,866	38,868	28,864	28,727	31,106
Ships, parts of (including Launches and Boats) (III. P.):										
United Kingdom - - - - -						245,361	260,499	63,213	42,447	92,050
Other Countries - - - - -						5,839	2,266	3,144	1,925	5,284
						251,200	262,765	66,357	44,372	97,334
*Smokers' Requisites (excluding Tobacco) (III. P.):										
Germany - - - - -										11,610
Ceylon - - - - -										18,980
Other Countries - - - - -										14,537
										45,077
Soap:										
*Household and Laundry Soap in Bars or Tablets (III. P.):										
United Kingdom - - - - - Cwt.					297,214					807,702
Other Countries - - - - - "					911					1,461
					298,125					809,163
*Toilet Soap (III. P.):										
United Kingdom - - - - - Cwt.					29,760					114,563
Austria-Hungary - - - - - "					3,313					13,530
United States - - - - - "					970					7,654
Other Countries - - - - - "					3,059					10,239
					37,102					145,986
*Other Sorts (III. P.):										
United Kingdom - - - - - Cwt.					13,817					18,034
Other Countries - - - - - "					1,573					2,955
					15,390					20,989
Total Soap:										
United Kingdom - - - - - Cwt.	214,921	246,988	265,434	313,737	340,791	245,343	283,240	320,847	392,561	440,299
Austria-Hungary - - - - - "	2,634	2,388	3,216	3,524	3,386	9,852	8,652	12,354	12,452	13,805
United States - - - - - "	1,130	1,060	1,205	1,031	1,062	6,945	6,953	8,184	6,429	8,257
Japan - - - - - "	178	481	1,623	1,883	1,056	700	1,767	6,150	6,364	3,220
Other Countries - - - - - "	3,890	4,194	3,761	4,476	4,322	8,891	8,543	10,696	10,007	10,557
	222,803	255,111	275,244	324,651	350,617	271,731	309,155	358,231	418,413	476,138
Specimens illustrative of Natural Science (IV.)						609	976	451	1,687	1,294
Spices:										
Betelnuts (I. F.):										
Ceylon - - - - - Lb.	15,279,873	14,746,273	14,821,365	11,712,785	10,679,504	128,719	134,151	149,739	117,126	156,985
Straits Settlements - - - - - "	87,966,039	106,561,199	124,186,602	116,398,263	118,033,366	389,095	450,121	504,377	570,839	628,393
Sumatra - - - - - "	5,060,909	1,120	0	0	0	16,753	5	0	0	0
Other Countries - - - - - "	1,229,923	819,349	1,288,833	752,587	278,480	3,995	2,520	4,697	2,814	1,280
	109,536,744	122,127,941	140,297,300	128,863,640	128,986,350	538,562	586,797	718,813	696,779	786,658

* Separately recorded from April 1912.

Imports of Principal Articles, distinguishing Principal Countries—continued.

ARTICLES AND COUNTRIES.	QUANTITIES.					VALUE.				
	1908-9.	1909-10.	1910-11.	1911-12.	1912-13.	1908-9.	1909-10.	1910-11.	1911-12.	1912-13.
Spices—cont.						£	£	£	£	£
Cardamoms (I. F.):										
Ceylon - - - Lb.	276,561	216,004	201,544	91,082	49,777	18,483	18,942	15,686	8,622	7,197
Other Countries - - "	15,016	13,425	69,382	93,026	84,718	810	466	1,913	2,225	2,391
	291,577	229,429	270,926	184,108	134,495	19,293	14,408	17,599	10,847	9,588
Cassia (I. F.) - - Lb.	1,450	10,736	1,432	3,473	15,032	28	203	25	70	344
Chillies (I. F.) - - Lb.	38,336	60,112	33,724	5,840	14,460	264	650	284	48	114
Cinnamon (I. F.) - - Lb.	367	3,617	3,874	5,023	186	14	122	116	76	71
Gloves (I. F.):										
Germany - - - Lb.	203,966	938,390	820,197	1,373,053	2,042,250	525	4,080	4,201	7,851	7,382
Aden - - - "	4,235	435,113	315,560	3,136	29,124	101	9,350	7,416	76	715
Zanzibar and Pemba - - "	7,040,547	6,777,442	6,010,280	8,520,082	4,947,405	165,460	142,103	134,199	207,617	154,209
Other Countries - - "	783	276,701	273,899	104,838	835,637	20	5,714	4,501	439	11,976
	7,249,531	8,427,646	7,419,936	10,001,109	7,854,416	166,106	161,247	150,317	215,983	173,682
Ginger (I. F.):										
Hong-Kong - - - Lb.	0	17,968	444,718	84,213	42,254	0	70	6,696	1,087	619
Japan - - - "	2,030,438	1,198,586	1,385,335	1,360,814	2,016,776	23,824	16,181	23,506	21,333	23,490
Other Countries - - "	153,166	299,313	287,118	22,156	74,946	1,899	3,622	3,560	139	609
	2,183,604	1,515,867	2,117,171	1,467,183	2,133,976	25,723	19,873	33,762	22,559	29,708
Nutmegs (I. F.):										
Straits Settlements - Lb.	1,123,220	831,339	1,000,473	931,076	1,092,729	21,343	16,083	20,415	18,158	20,901
Other Countries - - "	32,123	17,754	17,326	9,309	16,695	538	325	285	169	266
	1,155,343	849,093	1,017,799	940,385	1,109,424	21,881	16,408	20,700	18,327	21,167
Pepper (I. F.):										
Straits Settlements - Lb.	9,413,468	3,434,236	5,335,264	2,909,170	2,439,220	129,386	43,610	71,975	42,751	42,154
Other Countries - - "	229,228	172,959	59,516	301,309	202,815	3,657	2,873	1,220	4,859	3,704
	9,642,696	3,607,195	5,394,780	3,210,479	2,642,035	133,043	46,483	73,195	47,610	45,858
Other Sorts (I. F.):										
Straits Settlements - Lb.	169,755	182,145	160,658	156,696	169,093	10,464	11,665	11,721	15,628	18,906
Other Countries - - "	84,124	102,288	127,755	81,734	110,220	621	522	1,236	919	1,413
	253,879	284,433	288,413	238,430	279,313	11,085	12,187	12,957	16,547	20,319
TOTAL Spices - - "	130,353,527	137,116,069	156,845,355	144,919,670	143,169,687	915,999	858,378	1,027,768	1,028,846	1,067,409
*Starch and Farina (III. P.):										
United Kingdom - - Cwt.	—	—	—	—	17,486	—	—	—	—	14,913
Germany - - - "	—	—	—	—	57,077	—	—	—	—	44,862
Straits Settlements - - "	—	—	—	—	15,871	—	—	—	—	8,298
Other Countries - - "	—	—	—	—	6,538	—	—	—	—	4,385
	—	—	—	—	96,972	—	—	—	—	71,858
Stationery (excluding Paper) (III. M.):										
United Kingdom - - -	—	—	—	—	—	224,417	232,541	252,665	264,043	300,683
Austria-Hungary - - -	—	—	—	—	—	18,202	26,091	27,341	30,535	33,598
Germany - - - "	—	—	—	—	—	21,006	27,444	31,146	32,258	36,653
United States - - - "	—	—	—	—	—	6,320	10,028	11,646	10,887	16,478
Japan - - - "	—	—	—	—	—	7,019	10,306	13,662	13,852	14,234
Other Countries - - -	—	—	—	—	—	14,972	15,396	14,441	16,040	18,588
	—	—	—	—	—	291,936	321,806	350,901	367,615	420,214
Sticks and Whips (III. P.):										
United Kingdom - - -	—	—	—	—	—	8,470	6,988	7,719	7,890	6,277
Other Countries - - -	—	—	—	—	—	2,399	2,810	3,185	3,136	3,852
	—	—	—	—	—	10,869	9,798	10,904	10,966	10,129
Stone and Marble:										
Stone and Marble (III. P.):										
Italy - - - - Cwt.	90,686	88,413	77,523	75,828	67,982	21,258	17,432	15,183	15,805	14,963
Other Countries - - "	155,373	182,491	138,357	103,270	148,183	8,655	9,598	9,150	8,471	9,778
	246,059	270,904	215,880	179,098	216,165	29,913	27,028	24,333	24,276	24,741
*Articles of Stone and Marble (III. P.) - Cwt.	—	—	—	—	9,743	—	—	—	—	4,229
TOTAL Stone and Marble - - }	246,059	270,904	215,880	179,098	225,908	29,913	27,028	24,333	24,276	28,970

* Separately recorded from April 1912.

Imports of Principal Articles, distinguishing Principal Countries—continued.

ARTICLES AND COUNTRIES.	QUANTITIES.					VALUE.				
	1908-9.	1909-10.	1910-11.	1911-12.	1912-13.	1908-9.	1909-10.	1910-11.	1911-12.	1912-13.
Telegraphs, Materials for construction and Accessories (III. E.):						£	£	£	£	£
United Kingdom - - -	—	—	—	—	—	8,186	8,011	2,163	147	8,306
Other Countries - - -	—	—	—	—	—	532	7	0	2	213
						8,708	8,018	2,163	149	8,519
*Telephones, Materials for construction and Accessories (III. E.):										
United Kingdom - - -	—	—	—	—	—	—	—	—	—	19,260
Other Countries - - -	—	—	—	—	—	—	—	—	—	1,381
										20,641
Textiles:										
Cotton:										
Raw (II. H.):										
United Kingdom Cwt.	87,203	54,484	15,558	323,876	235,818	252,903	128,239	49,273	973,507	670,380
Austria-Hungary - - -	1,043	2,236	6,540	5,700	740	3,153	5,737	14,894	14,990	2,964
Belgium - - - - -	0	1,338	214	2,294	11,589	1	2,254	247	6,003	27,859
Germany - - - - -	3	3,612	117	22,156	25,109	5	7,543	45	56,129	62,267
Egypt - - - - -	23,594	6,591	7,093	5,803	8,621	76,355	28,221	29,875	26,883	84,390
United States - - -	2,094	243	2,460	103,365	249,769	4,620	693	8,669	266,626	646,768
Aden - - - - -	180	1,870	2,205	3,744	2,533	271	4,240	4,858	7,766	6,675
Persia - - - - -	6,264	19,105	5,325	5,510	3,950	11,311	38,702	12,160	12,793	7,603
Turkey, Asiatic: Levant and Black Sea†	4	725	119	7,028	6,289	7	1,232	269	19,133	17,095
Other Countries - - -	5,102	3,790	5,660	2,899	3,658	4,908	7,019	8,719	7,133	6,671
	125,487	93,994	45,291	482,795	548,071	353,534	223,880	128,509	1,390,963	1,482,572
*Waste (II. H.) - - - Cwt.	—	—	—	—	3,680	—	—	—	—	4,887
Twist and Yarn:										
Mule and Water—Nos. 1 to 10 (III. O.):										
Austria-Hungary - Lb.	294,396	1,380	0	0	0	5,532	34	0	0	0
Other Countries - - -	37,307	144,344	82,338	67,553	180,261	888	3,885	2,662	2,534	4,312
	331,703	145,724	82,338	67,553	180,261	6,420	3,919	2,662	2,534	4,312
Mule and Water—Nos. 11 to 15 (III. O.):										
United Kingdom - Lb.	42,005	172,715	46,374	44,715	79,452	1,598	5,079	2,426	2,166	3,151
Other Countries - - -	17,610	50,911	2,080	500	28,473	423	1,391	59	32	939
	59,615	223,626	48,454	45,215	107,925	2,021	6,470	2,485	2,198	4,090
Mule and Water—Nos. 16 to 20 (III. O.):										
United Kingdom - Lb.	279,936	255,290	43,423	66,475	772,285	11,538	9,363	2,377	3,476	31,318
Other Countries - - -	463,030	126,826	31,352	12,984	44,064	12,808	3,700	956	482	1,562
	742,966	382,116	74,775	79,459	816,349	24,346	13,063	3,333	3,958	32,880
Mule and Water—Nos. 21 to 25 (III. O.):										
United Kingdom - Lb.	31,690	47,817	38,230	24,723	380,936	1,566	2,464	2,110	1,240	14,805
Other Countries - - -	49,680	18,000	0	50	24,840	1,446	541	0	6	855
	81,370	65,817	38,230	24,773	405,776	3,032	3,005	2,110	1,246	15,660
Mule and Water—Nos. 26 to 30 (III. O.):										
United Kingdom - Lb.	2,067,529	2,984,531	1,355,238	2,861,922	2,538,266	84,564	117,825	67,453	133,516	112,811
Other Countries - - -	50,378	81,949	3,711	45,864	7,882	2,218	3,744	294	1,974	427
	2,117,907	3,066,480	1,358,949	2,907,786	2,546,148	86,782	121,569	67,747	135,490	113,238
Mule and Water—Nos. 31 to 40 (III. O.):										
United Kingdom - Lb.	9,592,611	10,022,501	6,733,642	9,772,529	10,628,663	457,061	446,756	356,527	485,593	513,752
Other Countries - - -	7,026	12,115	11,503	23,981	36,550	281	638	597	1,361	2,170
	9,599,637	10,034,616	6,745,145	9,796,510	10,665,213	457,342	447,392	357,124	486,954	515,922
Mule and Water—Nos. 41 to 50 (III. O.):										
United Kingdom - Lb.	2,303,584	2,074,656	2,042,966	2,349,843	2,585,040	130,887	108,548	126,656	139,211	148,319
Other Countries - - -	100	1,715	22,690	6,000	0	11	133	1,512	397	0
	2,303,684	2,076,371	2,065,656	2,355,843	2,585,040	130,878	108,681	128,168	139,608	148,319

* Separately recorded from April 1912.

† Figures prior to 1911-12 relate to the whole of Asiatic Turkey.

Imports of Principal Articles, distinguishing Principal Countries—continued.

ARTICLES AND COUNTRIES.	QUANTITIES.					VALUE.				
	1908-9.	1909-10.	1910-11.	1911-12.	1912-13.	1908-9.	1909-10.	1910-11.	1911-12.	1912-13.
Textiles—cont.										
Cotton—cont.										
Twist and Yarn—cont.										
Mule and Water—above No. 50 (III. O.):						£	£	£	£	£
United Kingdom - Lb.	3,978,810	4,209,997	3,102,249	3,444,518	3,916,760	330,524	305,900	260,476	268,067	310,606
Japan - - - - - "	0	0	103,880	47,030	1,500	0	0	7,686	3,710	163
Other Countries - - "	3,463	6,338	3,740	6,050	8,149	511	858	350	584	762
"	3,982,273	4,216,335	3,209,869	3,497,598	3,926,409	331,035	306,758	268,512	272,361	311,531
Orange, Red, and Other Colours—Nos. 1 to 20 (III. O.):										
United Kingdom - Lb.	811,069	460,493	380,093	336,481	680,558	42,931	24,190	21,200	18,995	36,474
Austria-Hungary - - "	262,213	152,950	96,700	155,435	204,860	14,413	8,424	5,650	8,769	10,885
Belgium - - - - - "	77,400	193,950	17,400	79,200	70,210	3,504	8,723	553	2,529	2,204
Other Countries - - "	197,293	81,988	73,740	135,976	248,389	10,275	4,080	4,014	7,275	12,009
"	1,347,975	889,381	567,933	707,092	1,204,017	71,123	45,417	31,417	37,588	61,572
Orange, Red, and Other Colours—Nos. 21 to 25 (III. O.):										
United Kingdom - Lb.	1,328,658	653,244	556,891	564,356	1,209,888	74,102	35,449	32,779	33,386	65,358
Austria-Hungary - - "	66,400	19,380	2,020	15,000	106,086	3,772	1,068	114	860	5,248
Belgium - - - - - "	52,530	24,400	143,600	23,800	34,560	2,484	858	7,161	877	1,009
Other Countries - - "	84,106	21,490	87,680	17,200	82,736	4,934	1,250	4,956	882	3,945
"	1,531,694	718,454	790,191	625,356	1,433,270	85,292	38,720	45,010	36,014	75,560
Orange, Red, and Other Colours—Nos. 26 to 30 (III. O.):										
United Kingdom - Lb.	843,726	690,880	557,685	690,577	774,539	37,225	23,746	27,140	33,332	37,339
Switzerland - - - - "	109,540	43,440	61,720	78,650	23,440	5,374	3,025	3,127	3,868	1,151
Other Countries - - "	181,992	102,373	82,712	88,254	110,920	10,018	6,271	4,909	4,636	6,192
"	1,135,258	836,693	702,117	857,481	908,899	52,617	37,042	35,176	41,836	44,742
Orange, Red, and Other Colours—Nos. 31 to 40 (III. O.):										
United Kingdom - Lb.	10,904,893	9,753,751	9,096,026	11,713,790	12,772,494	628,243	516,296	539,353	679,406	724,891
Austria-Hungary - - "	108,694	90,152	14,250	60,450	80,330	6,420	4,966	889	3,808	4,663
Belgium - - - - - "	126,897	166,260	24,048	127,391	327,262	7,263	8,779	1,680	7,844	17,829
Germany - - - - - "	191,167	123,397	82,360	162,795	221,042	12,444	7,722	5,525	10,917	13,513
Holland - - - - - "	405,875	970,235	717,231	1,212,316	1,895,776	19,336	49,663	41,659	67,765	100,655
Italy - - - - - "	187,760	170,501	260,869	506,833	948,448	10,925	7,966	14,281	28,034	50,940
Switzerland - - - - "	885,570	976,760	658,640	962,456	953,670	49,914	53,375	39,810	57,074	54,324
Other Countries - - "	4,230	6,605	14,012	13,807	75,807	269	297	634	785	3,840
"	12,815,106	12,262,661	10,867,436	14,759,838	17,274,829	734,814	640,064	643,811	855,633	970,664
Orange, Red, and Other Colours—Nos. 41 to 50 (III. O.):										
United Kingdom - Lb.	1,060,715	421,023	531,739	511,725	937,765	74,897	27,416	38,709	38,763	72,223
Other Countries - - "	25,479	16,790	457	14,588	11,115	1,885	1,390	49	974	941
"	1,086,194	437,813	532,246	526,313	998,880	76,782	28,806	38,758	39,737	73,164
Orange, Red, and Other Colours—Above No. 50 (III. O.):										
United Kingdom - Lb.	1,109,706	885,225	769,650	658,799	1,166,944	120,732	89,481	83,329	67,442	122,698
Other Countries - - "	98,421	9,585	49,379	92,544	91,138	9,180	819	4,542	8,103	7,851
"	1,208,127	894,810	819,029	751,343	1,258,132	129,912	90,300	87,871	75,545	130,549
Unspecified Descriptions (III. O.):										
United Kingdom - Lb.	3,047,463	3,966,872	4,332,722	4,293,266	5,157,362	229,913	306,822	352,907	337,207	413,526
Switzerland - - - - "	34,688	39,791	57,406	88,528	125,302	6,574	2,877	4,648	7,057	9,594
Japan - - - - - "	120	40	185,637	509,845	380,793	18	4	17,285	45,938	34,454
Other Countries - - "	48,275	42,560	25,524	65,111	60,605	3,653	3,136	2,500	6,238	5,200
"	3,180,546	4,049,063	4,601,289	4,956,750	5,724,062	240,158	312,839	377,320	396,435	462,774
TOTAL, Cotton, Twist and Yarn }	41,524,055	40,300,460	32,503,657	41,958,910	50,035,210	2,432,554	2,213,045	2,091,504	2,527,137	2,964,977
Manufactures:										
*Blankets (III. O.):										
United Kingdom - Lb.	—	—	—	—	234,915	—	—	—	—	9,773
Belgium - - - - - "	—	—	—	—	3,370,809	—	—	—	—	107,149
Germany - - - - - "	—	—	—	—	7,323,039	—	—	—	—	288,546
Gibraltar - - - - - "	—	—	—	—	632,432	—	—	—	—	22,093
Holland - - - - - "	—	—	—	—	3,179,116	—	—	—	—	111,446
Other Countries - - "	—	—	—	—	130,773	—	—	—	—	4,807
"	—	—	—	—	15,371,084	—	—	—	—	543,814

* Separately recorded from April 1912.

Imports of Principal Articles, distinguishing Principal Countries—continued.

ARTICLES AND COUNTRIES.	QUANTITIES.					VALUE.				
	1908-9.	1909-10.	1910-11.	1911-12.	1912-13.	1908-9.	1909-10.	1910-11.	1911-12.	1912-13.
Textiles—cont.										
Cotton—cont.										
Manufactures—cont.										
Canvas (III. O.):										
United Kingdom - Yds.	197,978	138,927	156,848	243,567	249,955	£ 7,060	£ 6,298	£ 8,864	£ 12,867	£ 13,391
Other Countries - "	74,495	149,511	139,847	139,401	151,620	1,702	1,851	2,496	1,722	1,955
"	272,473	288,438	296,695	387,968	401,575	8,762	8,149	10,860	14,589	15,346
Handkerchiefs and Shawls in the Piece (III. O.):										
United Kingdom - No.	18,417,005	15,172,104	17,362,459	18,100,066	24,961,692	242,767	175,187	215,046	235,901	283,611
Austria-Hungary - "	197,684	284,046	108,752	187,250	317,011	3,352	5,462	6,089	9,767	14,095
Belgium - "	326,878	42,340	16,395	64,178	146,471	14,019	2,285	1,413	4,659	9,181
Germany - "	432,339	276,732	192,174	377,961	650,051	26,546	20,979	17,347	31,891	43,770
Holland - "	66,513	79,901	53,251	90,488	76,934	4,171	4,210	3,910	5,614	4,234
Italy - "	69,597	55,495	92,564	136,170	125,428	5,505	4,941	8,638	9,350	6,507
Japan - "	39,770	6,145	2,400	1,228	160,977	1,520	223	85	38	6,133
Other Countries - "	183,999	555,749	622,709	982,951	697,621	1,790	2,958	3,494	5,466	4,637
"	19,733,785	16,452,562	18,450,704	19,940,312	27,136,385	299,600	216,245	256,017	302,686	372,373
Hosiery (III. O.):										
United Kingdom - "	—	—	—	—	—	30,862	30,679	31,183	41,970	40,373
Austria-Hungary - "	—	—	—	—	—	8,648	13,145	15,491	22,637	15,213
Belgium - "	—	—	—	—	—	7,994	1,045	1,766	435	1,064
Germany - "	—	—	—	—	—	120,060	93,976	71,012	94,521	121,670
Holland - "	—	—	—	—	—	5,865	8,276	6,567	7,585	7,022
Italy - "	—	—	—	—	—	3,692	11,090	11,737	3,833	6,939
Japan - "	—	—	—	—	—	241,665	304,206	461,339	438,035	414,951
Other Countries - "	—	—	—	—	—	4,221	3,736	2,617	8,137	4,573
"	—	—	—	—	—	423,007	466,153	601,802	617,153	611,205
Lace and Patent Net (III. O.):										
United Kingdom - Yds.	1,149,396	1,623,816	1,910,518	1,607,855	1,846,562	24,521	34,299	37,961	32,981	31,713
Germany - "	97,944	54,657	77,242	69,228	209,520	4,203	2,816	3,337	2,909	8,139
Switzerland - "	9,408	54,428	139,406	90,051	99,370	432	2,655	6,123	3,644	4,118
Other Countries - "	168,519	14,480	22,796	16,745	18,957	3,898	907	1,011	624	714
"	1,425,267	1,747,381	2,149,962	1,783,879	2,174,409	33,054	40,677	48,437	40,158	44,684
Piece Goods:										
Grey (unbleached):										
Chadars (III. O.):										
United Kingdom - Yds.	1,442,196	3,336,323	4,116,691	2,421,694	3,812,436	20,074	42,242	61,063	35,335	61,186
Other Countries - "	1,226	3,263	135	0	0	25	38	2	0	0
"	1,443,422	3,340,086	4,117,026	2,421,694	3,812,436	20,099	42,280	61,065	35,335	61,186
Dhutis, Saris and Scarves (III. O.):										
United Kingdom - Yds.	462,272,366	604,190,831	522,855,593	575,329,829	724,027,137	4,529,982	5,756,811	5,481,715	6,204,199	8,098,902
Other Countries - "	82,342	120,540	207,107	55,846	61,333	2,537	1,639	2,898	960	1,103
"	462,354,708	604,311,371	523,062,700	575,385,475	724,088,530	4,532,519	5,758,450	5,484,613	6,205,159	8,100,005
Drills and Jeans (III. O.):										
United Kingdom - Yds.	9,188,421	9,661,239	8,698,387	10,127,101	12,224,607	98,646	101,044	102,846	126,840	151,850
Germany - "	0	0	0	0	315,000	0	0	0	0	5,215
Holland - "	49,416	54,000	95,800	378,200	0	464	648	1,573	6,113	0
United States - "	8,437,960	9,155,975	8,408,600	8,738,006	15,447,838	124,938	140,153	140,142	148,838	262,529
Japan - "	0	0	120	109,670	754,400	0	0	2	1,540	11,165
Other Countries - "	12,566	225,848	58,188	6,009	24,972	201	3,551	1,013	100	402
"	17,688,363	19,097,062	17,256,095	19,358,986	23,766,817	224,249	245,396	245,576	283,431	431,161
Jaconets, including Madapolams, Mulls, and Cambrics (III. O.):										
United Kingdom - Yds.	100,333,423	115,364,367	117,221,940	116,836,959	141,988,868	935,872	1,025,295	1,004,914	1,150,545	1,407,373
Other Countries - "	4,224	114,443	8,252	22,720	10,728	71	1,159	141	306	195
"	100,337,647	115,478,810	117,230,192	116,859,679	141,999,591	935,943	1,026,454	1,005,055	1,150,851	1,407,568
Longcloth and Shirtings (III. O.):										
United Kingdom - Yds.	450,761,330	482,098,922	461,923,565	492,723,993	618,999,612	4,323,331	4,495,432	4,872,073	5,290,027	6,500,308
Holland - "	547,496	1,287,154	1,502,222	871,382	93,522	4,701	11,191	13,799	8,683	1,685
Japan - "	1,800	0	18,750	231,009	2,901,915	20	0	248	2,849	33,990
Other Countries - "	289,489	153,760	70,495	60,853	78,677	3,878	1,833	924	909	917
"	451,600,115	483,539,836	463,515,032	493,892,237	622,133,726	4,331,930	4,508,456	4,887,044	5,302,468	6,596,875

Imports of Principal Articles, distinguishing Principal Countries—continued.

ARTICLES AND COUNTRIES.	QUANTITIES.					VALUE.				
	1908-9.	1909-10.	1910-11.	1911-12.	1912-13.	1908-9.	1909-10.	1910-11.	1911-12.	1912-13.
Textiles—cont.										
Cotton Manufactures—cont.										
Piece Goods—cont.										
Grey (unbleached)—cont.						£	£	£	£	£
Printers (III. O.) - Yds.	151,555	218,705	78,440	210,307	433,281	1,223	1,525	465	1,689	3,444
Sheetings (III. O.):										
United Kingdom - Yds.	154,635	87,656	46,936	3,958,808	517,699	1,972	1,662	877	47,394	7,054
United States - "	119	525,000	43	500	2,456	4	6,376	3	7	31
Japan - "	2,400	1,800	0	80,000	1,103,600	27	20	0	965	14,679
Other Countries - "	18,261	35,231	37,092	71,570	116,197	256	470	516	1,065	1,752
"	175,415	649,687	84,071	4,110,878	1,739,952	2,259	8,528	1,396	49,431	23,516
T-cloth and Domestics (III. O.):										
United Kingdom - Yds.	6,815,355	8,520,246	3,686,617	4,599,409	9,992,498	55,517	62,939	20,862	40,808	84,440
Other Countries - "	0	33,570	3,946	27,840	275,939	0	594	25	363	3,674
"	6,815,355	8,553,816	3,690,563	4,627,249	10,268,437	55,517	63,533	20,887	41,171	87,114
Unspecified Descriptions (III. O.):										
United Kingdom - Yds.	1,525,672	1,159,419	362,695	975,047	1,156,794	20,904	16,715	9,362	17,872	16,137
China, Hong-Kong - "	30,394	174,613	411,520	793,360	633,788	361	2,582	6,256	12,611	11,440
Other Countries - "	168,540	307,660	272,749	216,627	96,193	2,407	4,657	3,987	3,177	1,631
"	1,719,606	1,641,692	1,046,964	1,985,034	1,886,775	23,672	23,954	19,605	33,660	31,217
TOTAL, Grey (unbleached) - }	1,042,286,188	1,236,831,065	1,130,081,038	1,916,851,530	1,535,120,545	10,127,411	11,678,576	11,794,706	13,103,395	16,742,036
White (bleached):										
Chadars (III. O.):										
United Kingdom - Yds.	687,889	454,394	1,198,849	1,243,714	1,846,541	7,854	5,044	13,980	14,391	22,003
Other Countries - "	1,097	6	12	0	0	22	0	0	0	0
"	688,986	454,390	1,198,861	1,243,714	1,846,541	7,876	5,044	13,980	14,391	22,003
Checks, Spots and Stripes (III. O.):										
United Kingdom - Yds.	8,007,173	9,476,187	12,510,457	11,641,249	12,928,030	93,226	103,384	154,140	148,838	162,310
Other Countries - "	10,373	15,447	132,719	99,915	159,339	334	375	2,780	1,969	3,048
"	8,617,546	9,491,634	12,643,176	11,741,164	13,087,369	93,560	103,759	156,920	150,807	165,358
Dhutis, Saris and Scarves (III. O.):										
United Kingdom - Yds.	51,677,522	57,162,442	55,259,042	62,826,336	73,381,159	565,863	587,184	648,778	727,680	918,895
Other Countries - "	51,268	26,064	57,267	22,597	10,463	1,276	802	1,377	708	284
"	51,728,790	57,188,506	55,316,309	62,848,933	73,391,622	567,139	587,986	650,155	728,397	919,179
Drills and Jeans (III. O.):										
United Kingdom - Yds.	3,682,973	3,594,047	4,764,735	7,378,899	7,082,718	66,692	61,406	97,980	145,545	136,752
Other Countries - "	52,557	62,857	121,792	128,048	118,118	790	1,024	1,967	2,300	2,041
"	3,735,530	3,656,904	4,886,527	7,506,947	7,200,836	67,482	62,430	99,947	147,845	138,793
Jaconets, Madapollams, Mulls, Cambrics and Muslins (III. O.):										
United Kingdom - Yds.	148,137,499	139,502,307	188,299,662	171,726,483	224,440,340	1,687,626	1,492,832	2,110,524	2,068,709	2,750,530
Holland - "	1,445,331	1,122,583	984,778	1,104,552	911,231	18,478	14,415	14,296	17,716	13,555
Switzerland - "	1,370,629	829,165	1,063,802	358,835	383,329	20,660	14,706	18,436	7,879	9,411
Straits Settlements - "	443,710	390,354	257,037	539,537	426,591	7,145	6,421	4,764	10,199	7,997
Other Countries - "	256,956	131,379	134,752	229,129	81,261	4,951	2,108	2,500	4,271	1,632
"	151,654,125	141,976,268	190,740,031	173,958,536	226,242,752	1,738,860	1,530,482	2,150,520	2,108,774	2,792,125
Longcloth and Shirtings (III. O.):										
United Kingdom - Yds.	100,226,451	83,702,265	94,754,258	149,779,809	171,809,997	1,196,245	1,076,222	1,174,619	1,802,050	2,201,062
Holland - "	5,772,677	5,512,079	5,300,523	6,071,672	8,010,903	86,221	89,055	97,183	103,501	131,409
Other Countries - "	270,703	89,818	57,275	109,449	72,936	4,453	1,389	934	1,754	1,159
"	106,269,831	94,304,162	100,112,056	155,960,930	179,893,836	1,286,919	1,166,666	1,272,736	1,907,305	2,333,630
Nainsooks (III. O.):										
United Kingdom - Yds.	183,877,440	165,208,549	196,047,254	189,803,660	233,632,649	1,135,332	1,391,148	1,637,426	1,764,290	2,158,100
Switzerland - "	1,001,723	1,013,165	1,896,877	1,902,438	2,009,821	27,675	27,709	54,488	56,381	61,395
Other Countries - "	328,808	105,234	320,621	140,356	227,295	8,397	2,467	8,670	3,494	6,302
"	185,207,971	166,326,948	198,264,752	191,846,454	235,869,765	1,171,404	1,421,324	1,700,584	1,824,165	2,225,797

Imports of Principal Articles, distinguishing Principal Countries—continued.

ARTICLES AND COUNTRIES.	QUANTITIES.					VALUE.				
	1908-9.	1909-10.	1910-11.	1911-12.	1912-13.	1908-9.	1909-10.	1910-11.	1911-12.	1912-13.
Textiles—cont.										
Cotton Manufactures—cont.										
Piece Goods—cont.										
White (bleached)—cont.						£	£	£	£	£
Sheetings (III. O.):										
United Kingdom - Yds.	227,574	156,768	284,820	198,889	183,553	5,791	5,887	6,913	8,507	6,695
Other Countries - "	2,426	568	7,120	6,259	21,585	90	34	290	291	587
"	230,000	157,336	291,940	205,148	205,138	5,881	5,921	7,203	8,798	7,282
T-cloth and Domestics (III. O.) - Yds.	23,850	11,705	19,759	11,982	13,906	327	188	212	182	170
Twills (III. O.):										
United Kingdom - Yds.	2,909,733	2,073,452	3,196,105	3,546,891	5,600,147	36,395	27,274	44,384	52,681	79,122
Other Countries - "	10,623	5,669	5,201	6,947	4,074	264	92	80	119	103
"	2,920,356	2,079,121	3,201,306	3,553,838	5,604,221	36,659	27,366	44,464	52,800	79,225
Unspecified Descriptions (III. O.):										
United Kingdom - Yds.	16,123,510	16,940,042	19,199,619	20,437,755	24,820,147	198,345	201,440	254,862	274,321	321,802
Other Countries - "	533,554	454,819	644,894	493,207	582,011	10,174	9,095	12,366	12,204	12,065
"	16,662,064	17,394,861	19,844,507	20,930,962	25,402,158	208,519	210,535	267,228	284,525	333,867
TOTAL, White (bleached) - }	477,744,049	493,041,855	586,519,224	629,608,403	768,758,144	5,184,626	5,121,651	6,363,955	7,317,998	9,017,489
Coloured, Printed, or Dyed:										
Cambrics, including Madapolams, Muslins, Mulls, and Jaconets (III. O.):										
United Kingdom - Yds.	64,795,578	81,901,537	112,281,181	101,026,498	101,079,266	524,813	670,589	967,959	907,596	945,136
France - "	35,966	69,917	103,276	126,883	176,206	582	1,410	1,854	4,012	6,001
Switzerland - "	98,496	129,529	243,758	234,975	209,220	3,499	5,886	9,533	10,872	10,194
Other Countries - "	37,248	124,427	135,068	94,560	139,782	1,192	3,582	4,425	2,945	5,361
"	64,967,388	82,225,410	112,763,283	101,482,916	101,604,474	530,086	681,467	983,771	925,425	966,692
Chadars (III. O.) - Yds.	95,576	137,742	95,346	292,296	146,873	2,717	2,626	1,625	5,705	2,901
*Checks, Spots, and Stripes (III. O.):										
United Kingdom - Yds.	—	—	—	—	10,437,683	—	—	—	—	150,925
Other Countries - "	—	—	—	—	411,168	—	—	—	—	10,657
"	—	—	—	—	10,848,851	—	—	—	—	161,582
Dhutis (including Lungis) (III. O.):										
United Kingdom - Yds.	12,272,117	11,654,870	11,070,055	14,329,112	22,220,918	193,018	174,871	179,024	245,280	378,944
Belgium - "	35,479	57,392	70,392	237,975	36,660	790	1,520	1,642	5,746	951
France - "	4,744	0	33,006	355,268	2,640	102	0	598	7,078	61
Holland - "	13,567,207	13,509,420	13,157,024	12,223,770	14,204,099	249,433	250,741	260,049	238,550	284,964
Switzerland - "	2,424,809	1,729,127	1,117,208	403,300	680,966	51,750	29,635	21,151	8,744	12,642
Java - "	198,912	200,756	61,033	28,444	113,728	8,525	6,070	1,930	828	3,119
Straits Settlements - "	398,492	1,034,109	1,182,531	1,415,411	910,004	13,031	25,903	38,341	44,628	29,532
Other Countries - "	283,776	93,866	210,548	595,573	201,327	5,992	2,148	4,323	12,637	4,432
"	29,185,536	28,279,540	26,901,797	29,644,853	38,370,337	522,641	490,888	507,056	563,491	714,645
Drills and Jeans (III. O.):										
United Kingdom - Yds.	10,263,110	13,528,757	14,162,494	18,744,216	19,068,240	179,684	214,890	238,621	301,761	310,295
Holland - "	478,116	338,874	359,036	761,640	836,676	5,522	4,170	5,127	9,917	10,342
Italy - "	685,357	665,012	2,274,140	1,006,456	2,470,098	13,121	12,816	45,860	20,001	49,663
Other Countries - "	55,943	55,864	99,586	351,087	147,531	1,184	1,019	2,000	6,187	2,793
"	11,482,526	14,588,507	16,895,256	20,863,399	22,522,545	199,511	232,895	291,608	337,866	373,593
Prints and Chintz (III. O.):										
United Kingdom - Yds.	127,608,947	121,212,952	150,941,524	134,715,867	177,655,185	1,379,670	1,321,055	1,765,739	1,606,266	2,093,720
Other Countries - "	345,464	445,337	626,553	597,960	1,200,963	4,974	6,235	8,999	9,845	19,712
"	127,954,411	121,658,289	151,568,077	135,313,827	178,856,148	1,384,644	1,327,290	1,774,738	1,616,111	2,113,432
Saris, and Scarves (III. O.):										
United Kingdom - Yds.	50,569,392	42,738,741	55,590,388	65,074,809	74,096,360	763,100	631,847	868,167	1,040,273	1,148,004
Austria-Hungary - "	432,084	614,869	597,416	572,398	607,566	21,357	28,116	28,958	24,550	27,749
Germany - "	79,333	105,100	111,982	83,352	88,143	2,829	3,946	5,191	3,873	3,834
Other Countries - "	214,372	29,269	59,989	58,118	121,038	4,901	558	1,364	1,714	3,472
"	51,295,181	43,487,999	56,359,770	65,788,672	74,913,122	792,187	664,467	903,675	1,070,410	1,183,059

* Separately recorded from April 1912.

Imports of Principal Articles, distinguishing Principal Countries—continued.

ARTICLES AND COUNTRIES.	QUANTITIES.					VALUE.				
	1908-9.	1909-10.	1910-11.	1911-12.	1912-13.	1908-9.	1909-10.	1910-11.	1911-12.	1912-13.
Textiles—cont.										
Flax—cont.										
Manufactures :						£	£	£	£	£
*Bags and Sacks (III. O.):										
United Kingdom - - No.	—	78,812	72,167	50,678	90,877	—	11,970	11,290	6,601	11,584
Other Countries - - "	—	430	36	10,809	39,555	—	61	2	922	5,021
"	—	79,242	72,203	61,487	130,432	—	12,031	11,292	7,523	16,605
Canvas (III. O.):										
United Kingdom - Yds.	2,335,107	1,811,996	2,882,940	2,898,999	3,055,569	82,558	61,590	87,416	99,908	120,454
Other Countries - - "	4,900	17,340	5,215	2,327	3,215	330	547	250	125	165
"	2,340,007	1,829,336	2,888,155	2,701,326	3,058,784	82,888	62,137	87,666	100,033	120,619
Piece Goods (III. O.):										
United Kingdom - Yds.	2,094,787	1,790,416	2,057,815	2,181,717	2,320,854	47,927	37,822	47,108	50,518	53,902
Other Countries - - "	169,676	102,259	96,253	130,609	129,690	6,138	3,621	3,579	4,457	3,911
"	2,264,463	1,892,675	2,154,068	2,312,326	2,450,544	54,065	41,443	50,687	54,975	57,813
Thread, Sewing (III. O.):										
United Kingdom - Lb.	166,406	193,072	157,781	157,398	147,440	10,112	10,196	9,716	10,330	10,434
Other Countries - - "	21,824	44,597	36,041	33,093	42,468	1,448	2,543	2,070	1,910	2,596
"	188,230	237,669	193,822	190,491	189,908	11,560	12,739	11,786	12,240	13,030
Other Sorts (III. O.):										
United Kingdom - Lb.	257,403	210,904	182,625	214,993	217,382	14,892	10,694	11,026	14,357	15,766
Other Countries - - "	27,830	13,376	19,541	71,209	32,166	1,512	689	1,321	3,732	2,355
"	285,233	224,280	202,166	286,202	249,548	16,404	11,383	12,347	18,089	18,121
TOTAL, Flax Manufactures (including Twist and Yarn)	—	—	—	—	—	165,599	140,757	174,993	193,538	227,569
Haberdashery and Millinery (III. O.):										
United Kingdom - - -	—	—	—	—	—	354,990	350,728	408,930	437,019	396,020
Austria-Hungary - - -	—	—	—	—	—	115,178	96,030	135,471	177,118	155,584
Belgium - - - - -	—	—	—	—	—	5,748	2,906	6,832	5,667	6,181
France - - - - -	—	—	—	—	—	46,965	37,063	59,184	66,100	55,698
Germany - - - - -	—	—	—	—	—	99,435	87,164	140,311	177,533	145,599
Italy - - - - -	—	—	—	—	—	17,072	18,485	27,720	26,170	21,651
Switzerland - - - -	—	—	—	—	—	13,905	8,705	31,530	29,469	47,516
Japan - - - - -	—	—	—	—	—	42,093	41,516	62,612	86,083	71,334
Other Countries - - -	—	—	—	—	—	16,223	14,220	12,826	16,869	14,827
"	—	—	—	—	—	711,609	662,815	885,466	1,022,028	914,410
Hemp:										
Raw (II. H.):										
Philippines - - Cwt.	22,512	26,256	24,874	24,998	27,157	26,850	31,359	33,574	29,295	36,092
Other Countries - - "	1,222	430	1,607	328	1,138	1,845	849	2,176	1,061	2,656
"	23,734	26,686	26,481	25,326	28,295	28,695	32,208	35,750	30,376	38,748
Manufactures (excluding Cordage):										
Bags and Sacks (III. O.) - - No,	4,000	7,796	1,732	5,966	1,360	163	101	42	759	74
Cloth (III. O.) - - Yds.	119,443	30,299	122,089	100,698	30,665	3,569	1,146	4,132	4,545	1,369
TOTAL, Hemp Manufactures	—	—	—	—	—	3,732	1,247	4,174	5,304	1,443
Jute:										
Raw (II. H.) - - Tons	13	2	8	112	13	207	30	122	1,342	274
Twist and Yarn (III. O.) Lbs.	44,189	56,059	48,991	52,702	72,207	672	765	696	757	1,126
Manufactures :										
Canvas (III. O.):										
United Kingdom - Yds.	1,590,365	1,211,459	1,763,337	1,877,168	1,907,740	36,862	27,616	38,044	47,629	49,883
Other Countries - - "	36,308	7,731	72,071	4,897	11,318	999	168	837	148	506
"	1,626,673	1,219,190	1,835,408	1,882,065	1,919,058	37,861	27,784	38,881	47,777	50,389

* Figures for 1908-9 included with "Other Sorts."

Imports of Principal Articles, distinguishing Principal Countries—continued.

ARTICLES AND COUNTRIES.	QUANTITIES.					VALUE.				
	1908-9.	1909-10.	1910-11.	1911-12.	1912-13.	1908-9.	1909-10.	1910-11.	1911-12.	1912-13.
Textiles—cont.										
Jute—cont.										
Manufactures—cont.										
Gunny Bags (III. O.):						£	£	£	£	£
United Kingdom - No.	8,820	16,147	16,027	173,545	478,970	201	379	311	3,603	6,890
Ceylon - "	3,398,018	3,205,396	4,048,056	4,913,049	4,434,960	38,096	36,244	43,431	56,676	58,271
Straits Settlements - "	112,386	40,791	48,567	296,064	621,658	1,915	648	752	4,470	9,445
Other Countries - "	70,903	106,265	43,615	63,593	121,144	1,406	1,315	617	1,369	2,058
"	3,590,127	3,368,599	4,156,265	5,447,151	5,656,730	41,618	38,584	45,111	66,118	76,604
Gunny Cloth (III. O.) Yds.	288,709	193,416	913,564	389,973	579,512	2,556	1,954	4,796	5,008	5,035
Rope and Twine (III. O.) Cwt.	1,234	976	1,165	853	1,018	2,208	2,880	3,259	2,613	3,006
Other Kinds (III. O.):										
United Kingdom - Cwt.	2,562	1,690	2,550	2,979	2,221	9,894	8,151	10,435	12,439	12,763
Other Countries - "	452	445	1,399	285	751	2,031	1,639	2,005	1,107	2,513
"	3,014	2,135	3,949	3,264	2,972	11,925	9,990	12,440	13,546	15,276
TOTAL, Jute Manufactures (including Twist and Yarn)	—	—	—	—	—	96,840	81,957	105,189	135,819	152,096
Silk:										
Raw (II. H.):										
China, Hong-Kong - Lb.	657,071	644,940	741,289	630,222	783,266	158,724	134,830	160,050	100,568	192,500
" Treaty Ports - "	1,122,656	1,404,021	1,077,160	1,309,802	2,584,002	430,758	456,727	339,717	473,439	877,706
Japan - "	125,365	82,525	93,779	50,916	8,471	11,834	9,373	13,625	5,080	3,175
Siam - "	13,353	1,118	0	20,052	120,436	1,954	168	0	4,883	27,451
Straits Settlements - "	244,057	189,548	199,244	220,633	106,377	75,244	47,153	52,238	60,630	33,202
Other Countries - "	5,856	8,033	10,327	7,460	26,235	752	3,052	2,557	2,444	8,931
"	2,168,458	2,330,185	2,121,799	2,239,105	3,578,837	679,266	651,312	568,187	706,494	1,142,974
*Waste (II. H.):										
Japan - Lb.	—	—	—	—	52,690	—	—	—	—	5,083
Other Countries - "	—	—	—	—	52,185	—	—	—	—	3,785
"	—	—	—	—	104,875	—	—	—	—	8,818
Silk Yarn, Noils and Warps (III. O.):										
United Kingdom - Lb.	91,754	96,458	98,848	55,071	68,408	38,551	38,200	39,558	20,846	22,180
Austria-Hungary - "	17,947	23,287	8,940	4,106	8,020	7,102	10,013	3,301	676	2,100
France - "	56,423	53,824	55,577	26,875	45,187	8,974	6,459	6,043	3,421	3,902
Italy - "	395,131	386,954	376,038	418,774	458,173	115,190	96,346	104,541	122,259	85,637
Switzerland - "	24,172	16,525	10,672	8,592	31,063	8,157	4,395	2,641	1,623	4,778
China, Treaty Ports - "	70,580	60,847	68,522	59,281	58,838	23,073	20,145	20,412	17,719	15,938
Japan - "	167,967	223,803	304,552	359,406	449,445	53,031	66,255	92,877	111,101	134,375
Other Countries - "	16,382	9,475	2,166	10,653	23,732	3,714	3,223	623	1,273	4,017
"	840,256	876,173	923,315	942,738	1,143,015	257,792	245,036	270,891	278,918	272,927
Manufactures:										
Goods of Silk mixed with other Materials (III. O.):										
United Kingdom - Yds.	300,592	288,909	503,826	603,140	1,845,972	18,326	19,166	31,086	41,005	109,689
Belgium - "	38,143	68,046	179,875	79,396	19,273	2,105	3,830	10,974	4,865	1,321
France - "	2,177,629	1,997,429	3,708,087	2,690,261	8,032,693	106,056	79,855	140,031	116,217	129,767
Germany - "	1,694,790	1,384,854	1,726,300	1,000,759	1,537,499	113,098	87,892	115,858	73,821	111,198
Italy - "	622,716	395,484	947,121	332,376	699,752	34,852	20,347	44,358	17,806	31,495
China, Hong-Kong - "	105,456	179,789	215,530	19,541	14,902	7,666	9,061	11,047	1,053	613
Other Countries - "	155,625	253,383	264,670	114,629	110,547	7,958	12,200	9,425	4,957	5,065
"	5,094,951	4,567,504	7,545,409	4,840,102	7,260,538	287,061	232,351	371,779	259,724	389,148
Silk Piece Goods (III. O.):										
United Kingdom - Yds.	463,902	234,871	324,408	351,440	317,315	34,826	20,032	27,422	27,806	26,267
France - "	527,482	1,154,190	1,873,654	774,274	767,793	30,569	56,370	96,453	41,609	50,905
China, Hong-Kong - "	1,732,584	2,110,814	2,279,206	1,735,548	2,050,473	115,304	133,201	146,905	110,570	138,971
" Treaty Ports - "	2,441,306	2,858,142	3,423,055	3,925,875	4,115,080	166,514	180,619	203,206	234,652	235,621
Japan - "	14,357,669	15,019,888	16,623,051	19,543,827	22,416,964	607,039	617,007	700,288	792,953	891,344
Straits Settlements - "	60,609	106,990	120,338	49,518	69,438	4,341	4,591	5,694	3,532	4,358
Other Countries - "	142,086	178,853	177,770	115,513	89,166	11,766	11,755	12,891	9,241	9,963
"	19,725,833	21,663,738	24,826,482	26,485,995	29,826,229	970,369	1,024,475	1,192,859	1,220,363	1,357,449
Thread for Sewing (III. O.) Lb.	1,987	1,652	3,370	2,766	4,969	914	938	1,455	1,286	1,874

* Separately recorded from April 1912.

Imports of Principal Articles, distinguishing Principal Countries—continued.

ARTICLES AND COUNTRIES.	QUANTITIES.					VALUE.				
	1908-9.	1909-10.	1910-11.	1911-12.	1912-13.	1908-9.	1909-10.	1910-11.	1911-12.	1912-13.
Textiles—cont.										
Wool—cont.										
Manufactures—cont.										
Other Sorts (III. O.):						£	£	£	£	£
United Kingdom - Lb.	659,720	739,674	833,324	890,191	1,042,920	36,570	41,434	47,920	53,281	64,577
France - - - - - "	32,474	80,007	103,575	117,545	191,799	2,418	2,560	3,553	3,545	5,186
Germany - - - - - "	84,533	84,330	86,516	105,202	134,951	6,042	7,042	7,700	8,497	8,608
Other Countries - - - "	23,139	41,061	46,910	34,996	28,653	1,871	2,607	2,683	2,799	2,222
	854,866	945,572	1,070,325	1,087,934	1,398,323	46,901	53,643	61,856	68,122	80,593
TOTAL, Wool Manu- factures (including Yarn and Knitting Wool)	—	—	—	—	—	1,940,621	1,337,407	2,013,125	2,271,560	2,039,022
TOTAL, Wool and Woollens - - - - - }	—	—	—	—	—	1,993,603	1,459,615	2,120,523	2,364,256	2,174,020
TOTAL, Textile Raw Materials - - - - - }	—	—	—	—	—	1,114,634	979,633	839,966	2,222,393	2,813,609
TOTAL, Yarns and Textile Fabrics - - - - - }	—	—	—	—	—	29,732,373	30,032,457	34,919,393	33,444,170	45,917,650
Tobacco:										
Unmanufactured (I. J.):										
United Kingdom - Lb.	156,806	494,918	42,062	33,637	90,169	5,329	13,307	1,364	1,560	2,332
Holland - - - - - "	142,142	119,465	43,746	51,645	46,744	13,965	8,766	5,306	4,877	4,331
United States - - - - - "	435,246	1,367,783	125,869	11,632	48,538	12,716	33,938	5,437	420	1,969
China, Treaty Ports - - - "	116,526	307,935	0	662	220	2,252	5,800	0	11	22
Other Countries - - - - - "	361,920	413,153	39,695	59,633	101,030	8,710	10,438	3,666	4,958	6,995
	1,212,640	2,703,254	251,372	157,259	236,801	42,972	77,749	15,773	11,865	16,199
Manufactured:										
Cigars (I. J.):										
United Kingdom - Lb.	15,748	16,231	5,720	5,184	4,709	3,907	5,021	3,774	4,038	3,432
Holland - - - - - "	33,950	46,761	29,264	41,976	33,857	8,933	11,008	7,547	11,031	9,975
Philippines - - - - - "	23,408	22,175	14,671	14,473	15,590	6,023	5,166	3,353	3,307	3,749
Other Countries - - - - - "	25,382	20,334	11,030	13,943	13,644	5,783	4,480	3,405	4,190	4,130
	108,488	105,601	60,735	75,581	72,800	24,651	25,675	18,079	22,566	21,236
Cigarettes (I. J.):										
United Kingdom - Lb.	2,107,786	2,107,453	1,001,727	1,325,777	1,354,427	291,920	323,367	203,651	302,753	312,060
Egypt - - - - - "	61,462	67,032	59,373	71,130	71,972	25,516	23,319	26,109	32,078	35,508
United States - - - - - "	782,853	889,137	33,035	9,172	16,037	61,907	75,921	3,539	1,379	1,930
Other Countries - - - - - "	43,591	20,124	13,320	8,751	8,237	5,935	4,631	4,477	3,023	2,632
	2,995,692	3,083,746	1,113,005	1,414,830	1,450,773	385,278	433,233	242,776	339,843	352,139
Other Sorts (I. J.):										
United Kingdom - Lb.	480,431	603,434	257,577	332,073	414,295	45,424	60,250	42,320	53,861	63,306
United States - - - - - "	409,019	447,639	109,552	164,676	115,524	20,454	22,306	7,413	11,131	8,259
Straits Settlements - - - - - "	239,622	327,933	6,213	3,732	3,817	8,876	10,631	266	196	207
Other Countries - - - - - "	61,471	51,339	4,611	6,662	8,103	1,803	1,653	485	553	650
	1,240,543	1,436,055	377,958	557,193	541,744	76,557	95,490	50,984	70,501	72,022
TOTAL, Tobacco	5,557,363	7,323,656	1,803,070	2,204,863	2,352,118	529,458	632,152	327,612	444,365	462,596
*Toilet Requisites not specified elsewhere (III. P.):										
United Kingdom - - - - -	—	—	—	—	—	—	—	—	—	66,119
Germany - - - - -	—	—	—	—	—	—	—	—	—	18,737
Italy - - - - -	—	—	—	—	—	—	—	—	—	3,563
United States - - - - -	—	—	—	—	—	—	—	—	—	13,468
Japan - - - - -	—	—	—	—	—	—	—	—	—	6,734
Other Countries - - - - -	—	—	—	—	—	—	—	—	—	12,579
	—	—	—	—	—	—	—	—	—	126,230
Toys and Requisites for Games and Sports including Fishing Tackle:										
*Toys (III. P.):										
United Kingdom - - - - -	—	—	—	—	—	—	—	—	—	46,166
Austria-Hungary - - - - -	—	—	—	—	—	—	—	—	—	14,495
Germany - - - - -	—	—	—	—	—	—	—	—	—	67,910
Japan - - - - -	—	—	—	—	—	—	—	—	—	20,672
Other Countries - - - - -	—	—	—	—	—	—	—	—	—	11,993
	—	—	—	—	—	—	—	—	—	161,241
Requisites for Games and Sports (excluding Firearms, &c.):										
*Playing cards (III. P.):										
Austria-Hungary - - - - -	—	—	—	—	—	—	—	—	—	6,097
Belgium - - - - -	—	—	—	—	—	—	—	—	—	13,746
United States - - - - -	—	—	—	—	—	—	—	—	—	9,896
Other Countries - - - - -	—	—	—	—	—	—	—	—	—	9,947
	—	—	—	—	—	—	—	—	—	39,686

* Separately recorded from April 1912.

Imports of Principal Articles, distinguishing Principal Countries—continued.

ARTICLES AND COUNTRIES.	QUANTITIES.					VALUE.				
	1908-9.	1909-10.	1910-11.	1911-12.	1912-13.	1908-9.	1909-10.	1910-11.	1911-12.	1912-13.
Toys and Requisites for Games and Sports including Fishing Tackle—cont.										
Requisites for Games and Sports (excluding Firearms, &c.)—cont.						£	£	£	£	£
*Other Sorts (III. P.):										
United Kingdom - - -	—	—	—	—	—	—	—	—	—	71,409
Other Countries - - -	—	—	—	—	—	—	—	—	—	7,081
	—	—	—	—	—	—	—	—	—	78,490
Total, Toys and Requisites for Games and Sports (including Fishing Tackle):										
United Kingdom - - -	—	—	—	—	—	100,105	99,577	109,047	116,544	120,827
Austria-Hungary - - -	—	—	—	—	—	13,653	21,343	22,100	17,792	21,417
Belgium - - - - -	—	—	—	—	—	9,741	12,089	14,555	15,918	15,483
Germany - - - - -	—	—	—	—	—	66,057	69,151	74,116	74,881	74,704
United States - - -	—	—	—	—	—	5,543	7,508	11,827	16,295	14,369
Japan - - - - -	—	—	—	—	—	4,612	11,484	17,181	21,610	21,043
Other Countries - - -	—	—	—	—	—	9,096	9,890	9,259	8,823	11,574
	—	—	—	—	—	208,807	231,042	258,085	271,863	279,417
Umbrellas and Umbrella Fittings:										
Umbrellas, complete, including Parasols and Sunshades (III. P.):										
United Kingdom - No.	1,424,612	735,546	795,059	1,057,461	1,218,146	108,794	59,094	67,516	86,881	102,160
France - - - - -	17,573	36,764	33,363	49,228	49,142	2,209	4,327	4,344	6,030	5,980
Other Countries - - -	293,493	376,939	422,020	275,770	289,202	8,170	11,631	11,039	8,472	9,232
	1,735,678	1,149,249	1,250,462	1,382,459	1,556,490	119,173	75,052	82,899	101,333	117,372
Umbrella Fittings (III. P.):										
United Kingdom - - -	—	—	—	—	—	45,446	59,574	91,469	72,632	82,383
Belgium - - - - -	—	—	—	—	—	2,279	5,896	14,877	13,574	14,191
Germany - - - - -	—	—	—	—	—	60,700	40,173	50,138	49,425	47,438
Japan - - - - -	—	—	—	—	—	18,913	28,699	26,586	35,049	28,210
Other Countries - - -	—	—	—	—	—	1,183	1,175	1,618	1,033	3,555
	—	—	—	—	—	128,521	135,517	184,688	171,713	175,777
TOTAL, Umbrellas and Umbrella fittings	—	—	—	—	—	247,694	210,569	267,587	273,046	293,149
Wax of all kinds other than Paraffin Wax (excluding Candles) (II. G.):										
Japan - - - - - Cwt.	95	104	97	0	2,246	220	217	209	0	5,304
Other Countries - - -	467	545	411	680	1,109	1,615	1,702	994	1,622	3,026
	562	649	508	680	3,355	1,835	1,919	1,193	1,622	8,330
Wood and Timber:										
Timber other than Railway Sleepers:										
*Deal and Pinewood (II. I.):										
United Kingdom Cub. Tons	—	—	—	—	1,077	—	—	—	—	7,299
Austria-Hungary - - -	—	—	—	—	3,373	—	—	—	—	13,526
United States - - -	—	—	—	—	11,695	—	—	—	—	44,154
Other Countries - - -	—	—	—	—	1,867	—	—	—	—	9,064
	—	—	—	—	18,012	—	—	—	—	74,643
*Jarrah Wood (II. I.):										
Australia - - - Cub. Tons	—	—	—	—	4,963	—	—	—	—	27,536
Other Countries - - -	—	—	—	—	898	—	—	—	—	6,176
	—	—	—	—	5,861	—	—	—	—	33,712
Teak Wood (II. I.):										
Java - - - - - Cub. Tons	5,131	8,653	5,386	3,595	3,299	32,347	50,724	29,088	22,404	21,657
Siam - - - - -	44,763	35,594	48,284	37,534	24,332	285,581	221,001	238,470	232,122	164,314
Straits Settlements - - -	39	77	0	179	890	579	340	0	1,274	5,639
Other Countries - - -	32	229	621	0	17	126	1,076	3,957	4	105
	49,965	44,493	54,291	41,308	28,538	318,633	273,141	321,515	255,804	191,715
Other Timber (II. I.):										
United Kingdom Cub. Tons.	3,665	3,225	3,987	4,082	2,050	22,017	19,232	25,201	22,482	11,954
Austria-Hungary - - -	3,628	3,255	3,864	4,947	204	15,382	13,409	15,980	19,912	856
Norway - - - - -	2,540	2,060	1,931	2,859	1,087	12,882	10,772	11,069	15,934	5,917
Sweden - - - - -	293	201	943	1,252	25	1,550	1,075	5,940	7,119	142
United States - - -	7,660	7,496	11,752	6,450	398	21,718	19,324	31,168	17,288	1,066
Ceylon - - - - -	4,737	6,503	5,315	4,280	5,161	12,390	17,791	10,673	10,257	10,952
Siam - - - - -	195	333	567	1,808	1,802	544	2,630	2,284	7,241	8,037
Straits Settlements - - -	11,596	11,277	11,369	11,953	10,725	41,160	37,819	38,081	41,204	36,145
Australia - - - - -	6,319	8,010	11,649	11,078	223	31,072	38,501	61,758	55,673	1,451
Other Countries - - -	1,767	2,326	1,157	2,561	2,516	4,946	6,282	4,083	8,510	8,059
	42,400	44,686	52,534	51,065	24,191	163,661	166,835	205,585	205,620	84,579
TOTAL, Timber other than Railway Sleepers	92,365	89,179	106,825	92,373	76,602	482,294	439,976	527,100	461,424	384,649

* Separately recorded from April 1912.

Imports of Principal Articles, distinguishing Principal Countries—concluded.

ARTICLES AND COUNTRIES.	QUANTITIES.					VALUE.				
	1908-9.	1909-10.	1910-11.	1911-12.	1912-13.	1908-9	1909-10.	1910-11.	1911-12.	1912-13.
Wood and Timber—cont.										
Wood:						£	£	£	£	£
Firewood (II. I.) - - Tons	1,409	1,393	1,063	1,307	732	994	865	1,137	1,263	657
Ornamental:										
Ebony (II. I.) - - -	—	—	—	—	—	226	0	39	2	19
Sandal (II. I.):										
Australia - - - -	—	—	—	—	—	1,115	3,045	3,221	4,678	5,208
Other Countries - - -	—	—	—	—	—	4,291	3,167	3,355	3,448	6,490
	—	—	—	—	—	5,406	6,212	6,576	8,126	11,707
Other Kinds (II. I.) - -	—	—	—	—	—	2,664	678	1,453	1,144	1,380
TOTAL, Ornamental Wood	—	—	—	—	—	8,296	6,890	8,063	9,272	13,112
Manufactures of Wood, other than Furniture and Cabinet Ware (III. G.):										
United Kingdom - - -	—	—	—	—	—	22,012	31,119	20,655	24,678	25,104
Germany - - - - -	—	—	—	—	—	4,312	5,678	5,664	4,154	4,524
United States - - - -	—	—	—	—	—	3,654	5,397	8,838	4,767	2,844
Other Countries - - -	—	—	—	—	—	13,042	15,375	17,943	19,276	16,112
	—	—	—	—	—	43,020	57,569	59,100	52,870	48,644
TOTAL, Wood and Timber	—	—	—	—	—	534,304	505,300	589,405	524,828	447,062
Articles imported by Post (IV.):										
United Kingdom - - -	—	—	—	—	—	495,783	439,989	509,697	710,329	720,905
Austria-Hungary - - -	—	—	—	—	—	33	97	62	7,191	401
Belgium - - - - -	—	—	—	—	—	14,530	2,321	75	99	15,938
France - - - - -	—	—	—	—	—	55,144	61,682	88,399	106,853	124,317
Germany - - - - -	—	—	—	—	—	6,434	3,923	4,477	8,936	15,702
Italy - - - - -	—	—	—	—	—	116,686	93,427	115,189	118,039	152,716
Egypt - - - - -	—	—	—	—	—	14,952	15,643	47,440	34,418	41,543
Aden - - - - -	—	—	—	—	—	20,151	16,904	36,373	47,405	62,563
Ceylon - - - - -	—	—	—	—	—	28,076	25,529	37,111	37,353	32,355
China, Hong-Kong - - -	—	—	—	—	—	8,827	7,539	7,774	16,092	14,744
Japan - - - - -	—	—	—	—	—	2,582	2,904	3,078	8,597	15,414
Straits Settlements - -	—	—	—	—	—	29,271	23,592	20,545	21,960	20,344
Other Countries - - -	—	—	—	—	—	16,037	9,669	13,785	19,744	17,148
	—	—	—	—	—	808,506	753,199	883,005	1,137,081	1,254,240
All other Articles of Merchandise:										
Unmanufactured - - -	—	—	—	—	—	26,714	23,242	23,812	27,026	27,053
Manufactured - - - -	—	—	—	—	—	395,447	452,095	502,557	549,468	163,746
GRAND TOTAL OF MERCHANDISE IMPORTED (EXCLUSIVE OF GOVERNMENT STORES)	—	—	—	—	—	80,849,618	78,040,286	86,236,011	92,393,255	107,327,025

EXPORTS OF PRINCIPAL ARTICLES OF FOREIGN MERCHANDISE (RE-EXPORTS), DISTINGUISHING
PRINCIPAL COUNTRIES TO WHICH EXPORTED.

ARTICLES AND COUNTRIES.	QUANTITIES.					VALUE.				
	1908-9.	1909-10.	1910-11.	1911-12.	1912-13.	1908-9.	1909-10.	1910-11.	1911-12.	1912-13.
						£	£	£	£	£
Animals, living (IV.) - No.	38	73	121	121	157	1,437	4,655	5,330	7,240	6,351
Apparel (including Drapery, Uniforms, Accoutrements, but excluding Hosiery and Boots and Shoes) (III. A.):										
United Kingdom	—	—	—	—	—	45,261	43,726	39,579	39,441	31,715
East African Protectorate	—	—	—	—	—	1,214	1,817	3,332	5,028	3,001
Natal	—	—	—	—	—	2,759	6,264	2,471	1,815	1,314
Aden	—	—	—	—	—	3,992	5,305	4,127	5,661	1,179
Bahrein Islands	—	—	—	—	—	2,151	2,965	5,771	10,521	4,330
Ceylon	—	—	—	—	—	4,993	4,005	5,375	5,609	4,064
Muscat Territory and Trucial Omar	—	—	—	—	—	2,091	2,962	5,715	6,927	2,241
Other Native States in Arabia	—	—	—	—	—	0	570	3,110	10,944	2,971
Persia	—	—	—	—	—	9,345	10,308	20,405	25,530	7,522
Straits Settlements	—	—	—	—	—	4,231	5,431	6,923	7,222	2,123
Turkey, Asiatic: Persian Gulf*	—	—	—	—	—	2,031	2,616	3,375	7,855	6,940
Other Countries	—	—	—	—	—	19,873	17,197	23,040	25,705	10,016
	—	—	—	—	—	97,941	103,166	123,273	146,258	77,416
Arms, Ammunition, and Military Stores:										
Firearms and parts thereof (III. B.):										
United Kingdom	—	—	—	—	—	4,348	4,491	5,436	5,548	5,553
Other Countries	—	—	—	—	—	797	543	982	691	630
	—	—	—	—	—	5,145	5,034	6,418	6,239	6,183
Other Sorts (III. B.)	—	—	—	—	—	2,031	717	658	1,291	476
TOTAL, Arms, &c.	—	—	—	—	—	7,226	5,751	7,076	7,530	6,664
Art, Works of (other than Pictures) (III. P.):										
United Kingdom	—	—	—	—	—	4,861	4,010	4,962	5,649	2,411
Other Countries	—	—	—	—	—	1,516	2,033	1,116	2,489	2,293
	—	—	—	—	—	6,377	6,043	6,078	8,138	4,709
Books, Printed, and Printed Matter (not being Stationery) including Maps and Charts (III. P.):										
United Kingdom - Cwt.	1,184	790	938	756	989	12,194	10,819	11,061	9,581	10,035
Other Countries	599	613	700	745	627	5,858	4,939	4,830	7,134	7,826
	1,783	1,403	1,638	1,501	1,616	18,052	15,758	15,891	16,715	17,861
Carriages and Carts (excluding Railway Carriages), and parts thereof (III. C.):										
United Kingdom	—	—	—	—	—	21,500	17,617	20,276	32,615	40,844
Ceylon	—	—	—	—	—	4,560	5,412	7,333	10,404	11,208
Straits Settlements	—	—	—	—	—	3,691	2,938	1,482	1,897	1,307
Other Countries	—	—	—	—	—	8,646	4,746	6,054	9,626	8,195
	—	—	—	—	—	48,397	30,713	35,645	54,042	61,554
Chemicals and Chemical Preparations (excluding Chemical Manures and Medicines) (III. D.)	—	—	—	—	—	5,883	6,693	7,547	6,473	10,143
Chinese and Japanese-ware (including Lacquered-ware, but excluding Earthenware and Porcelain) (III. H.)	—	—	—	—	—	3,928	3,783	2,467	2,542	5,633
Clock and Watches (III. E.):										
Austria-Hungary - No.	0	0	0	1,530	477	0	0	0	5,255	517
Other Countries	6,216	1,967	2,212	6,095	5,137	4,935	2,266	1,442	2,644	2,897
	6,216	1,967	2,212	7,625	5,614	4,935	2,266	1,442	7,899	3,414
Coffee (I. I.) - Cwt.	1,273	1,053	981	1,277	1,178	3,122	2,546	2,382	3,652	4,526

* Figures prior to 1911-12 relate to the whole of Asiatic Turkey.

Exports of Principal Articles of Foreign Merchandise (Re-exports), distinguishing Principal Countries to which Exported—continued.

ARTICLES AND COUNTRIES.	QUANTITIES.					VALUE.				
	1908-9.	1909-10.	1910-11.	1911-12.	1912-13.	1908-9.	1909-10.	1910-11.	1911-12.	1912-13.
Coral (IV.):						£	£	£	£	£
Straits Settlements - Lb.	2,039	3,575	3,690	1,513	1,568	3,156	2,125	5,233	1,143	2,554
Other Countries - "	599	1,323	3,054	4,211	425	198	736	973	1,300	91
"	2,638	4,898	6,744	5,726	1,993	3,354	2,911	6,206	2,443	2,645
*Cutlery (III. E.)	—	—	—	—	—	—	—	—	—	20,819
Drugs and Medicines (excluding Chemicals and Narcotics):										
Asafetida (III. D.):										
United Kingdom - Cwt.	2	0	938	223	77	7	0	6,017	623	515
Other Countries - "	529	1,259	1,739	1,183	2,163	1,260	3,514	6,732	3,593	8,821
"	531	1,259	2,677	1,406	2,240	1,267	3,514	12,749	4,221	9,336
Cassia lignea (III. D.):										
Turkey, Asiatic: Persian Gulf - Cwt.	1,539	2,313	3,501	963	653	3,133	4,665	7,000	1,908	1,287
Other Countries - "	1,765	2,274	3,082	3,101	2,638	3,611	4,805	6,645	6,530	5,324
"	3,304	4,587	6,583	4,069	3,296	6,749	9,470	13,645	8,528	6,611
Other Sorts (III. D.)	—	—	—	—	—	14,976	15,329	18,723	26,526	17,409
TOTAL, Drugs and Medicines	—	—	—	—	—	22,992	23,313	45,117	39,275	33,356
Dyeing and Tanning Substances:										
Alizarine and Aniline Dyes (III. F.) - Lb.	57,696	115,052	151,373	153,836	140,244	4,290	7,014	10,046	10,213	9,307
Other Sorts (III. F.)	—	—	—	—	—	3,968	7,690	10,455	11,080	9,702
TOTAL, Dyeing and Tanning Substances	—	—	—	—	—	13,278	14,694	20,501	21,293	19,009
Earthenware and Porcelain (excluding Pipes of Earthenware) (III. H.):										
United Kingdom - "	—	—	—	—	—	5,821	4,847	3,077	4,473	3,961
Persia - "	—	—	—	—	—	4,677	1,726	2,981	5,331	3,473
Other Countries - "	—	—	—	—	—	5,426	5,727	9,342	12,754	13,613
"	—	—	—	—	—	15,924	12,300	15,900	23,063	20,047
*Electroplated Ware (III. E.)	—	—	—	—	—	—	—	—	—	4,305
Fish (excluding Canned Fish):										
Fishmaws and Sharkfins (I. A.):										
United Kingdom - Cwt.	1,238	697	1,081	1,465	1,426	16,191	8,767	13,933	17,876	19,071
China, Hong-Kong - "	6,229	3,571	3,101	4,923	5,663	35,622	23,273	22,149	35,475	40,807
Other Countries - "	353	631	622	80	632	2,335	4,173	4,956	627	4,806
"	7,870	4,899	4,804	6,468	7,726	54,143	36,213	41,039	53,978	64,684
Other Sorts (I. A.)	1,043	2,497	1,706	830	433	848	1,903	1,692	611	414
TOTAL, Fish	8,913	7,396	6,510	7,298	8,159	54,996	38,116	42,730	54,589	65,008
Fruits and Vegetables:										
Fresh Fruits and Vegetables (I. B.)	—	—	—	—	—	16	14	11	0	44
Fruits and Vegetables (dried, salted or preserved):										
Dates (I. B.):										
Straits Settlements - Cwt.	18,978	20,997	20,317	20,113	10,768	9,827	10,494	9,553	10,227	5,524
Other Countries - "	34,996	39,254	18,393	17,177	21,764	13,596	14,474	8,848	8,819	10,303
"	53,974	60,251	38,715	37,290	32,532	23,423	24,968	18,401	19,046	15,827
Other Sorts (I. B.):										
United Kingdom - Cwt.	2,362	276	11,262	23,650	5,698	2,995	984	21,438	50,147	11,860
France - "	981	632	3,369	1,032	263	1,325	1,622	5,232	2,432	672
Germany - "	0	0	81	6,027	5,109	0	0	139	12,359	11,463
Egypt - "	4,679	4,345	5,407	4,935	4,522	6,818	0,038	7,654	8,777	7,978
China, Hong-Kong - "	13,314	10,428	11,171	7,760	17,854	13,372	12,746	13,779	11,057	21,292
Straits Settlements - "	3,959	6,359	5,139	3,843	4,937	5,642	8,663	7,081	5,820	7,462
Other Countries - "	4,737	4,537	5,744	6,593	9,460	7,030	7,671	8,870	11,092	16,232
"	30,032	26,575	42,173	53,850	47,843	37,482	37,724	64,193	101,684	76,359
TOTAL, Fruits and Vegetables	—	—	—	—	—	60,921	62,706	82,605	120,730	92,830

* Separately recorded from April 1912.

† Figures prior to 1911-12 relate to the whole of Asiatic Turkey.

Exports of Principal Articles of Foreign Merchandise (Re-exports), distinguishing
Principal Countries to which Exported—continued.

ARTICLES AND COUNTRIES.	QUANTITIES.					VALUE.				
	1906-9.	1909-10.	1910-11.	1911-12.	1912-13.	1906-9.	1909-10.	1910-11.	1911-12.	1912-13.
Furniture and Cabinet-ware (III. G.):						£	£	£	£	£
United Kingdom - - -	—	—	—	—	—	6,702	4,201	4,417	4,603	4,377
Other Countries - - -	—	—	—	—	—	3,439	2,324	3,587	2,614	4,748
						10,141	6,525	8,004	7,217	9,125
Glass and Glassware (III. H.):										
Persia - - - - -	—	—	—	—	—	4,277	2,928	3,932	5,687	6,105
Turkey, Asiatic: Persian Gulf* - - - - -	—	—	—	—	—	3,412	2,297	2,948	2,298	5,419
Other Countries - - -	—	—	—	—	—	9,822	13,085	17,280	17,908	21,202
						17,511	18,310	24,160	25,888	32,726
Grain, Pulse, and Flour (I. C.):										
Africa, East, Portuguese - - Cwt.	3,737	5,995	13,850	2,713	409	2,027	2,775	6,431	1,206	222
Other Countries - - "	18,792	8,180	6,993	3,337	270	9,611	3,656	3,552	1,670	149
	22,529	14,175	20,843	6,050	679	11,638	6,431	9,983	2,876	371
Gums and Resins:										
Arabic (II. B.):										
Belgium - - - Cwt.	0	0	0	5,146	6,265	0	0	0	8,040	8,144
Germany - - - "	98	60	200	1,054	5,305	144	96	267	1,620	7,046
Other Countries - - "	1,021	728	2,210	2,815	7,064	1,446	871	2,895	4,944	10,559
	1,119	788	2,410	9,015	18,634	1,590	967	3,162	14,604	25,749
Benjamin (II. B.) - - Cwt.	1,023	930	966	1,201	1,056	2,085	1,919	2,319	3,132	2,812
Olibanum and Frankincense (II. B.):										
United Kingdom - Cwt.	2,727	1,092	2,620	1,632	4,177	4,016	1,234	3,719	2,586	8,756
Austria-Hungary - - "	11,767	9,555	13,409	11,599	8,917	11,677	8,948	15,364	14,944	10,123
Germany - - - - -	2,799	3,777	9,402	6,128	4,336	3,595	5,462	14,170	10,955	6,461
Russia - - - - -	4,808	6,588	9,468	4,191	5,101	8,592	11,232	15,672	7,338	10,307
China, Hong-Kong - - "	3,139	2,114	1,162	1,766	5,470	2,661	2,031	1,052	2,466	5,919
Other Countries - - -	3,247	3,095	3,860	3,995	5,974	3,677	3,238	4,053	4,461	6,610
	28,487	26,221	39,941	29,311	33,975	34,218	32,145	54,030	42,750	48,181
Rosin (II. B.) - - Cwt.	1,071	887	683	900	1,253	534	438	369	583	905
Other Sorts (II. B.) - - "	8,810	9,796	8,261	3,410	2,889	8,498	10,689	10,955	4,241	3,518
TOTAL Gums and Resins	40,510	33,622	52,261	43,837	57,807	46,925	46,158	70,835	65,310	81,165
†Hardware (excluding Cutlery and Electroplated Ware) (III. E.):										
United Kingdom - - -	—	—	—	—	—	16,421	18,121	17,116	16,816	11,575
Germany - - - - -	—	—	—	—	—	6,387	2,862	4,196	7,357	8,668
Africa, East, German - - -	—	—	—	—	—	2,954	5,098	7,603	7,784	4,227
" Portuguese - - - - -	—	—	—	—	—	2,013	2,142	5,298	4,351	2,315
East African Protectorate -	—	—	—	—	—	2,965	4,750	5,966	6,207	5,653
Bahrain Islands - - - - -	—	—	—	—	—	459	1,303	3,076	3,950	5,437
Muscat Territory and Trucial Oman - - - - -	—	—	—	—	—	1,314	2,677	3,192	3,063	3,587
Other States in Arabia - - -	—	—	—	—	—	1	60	242	3,163	5,095
Persia - - - - -	—	—	—	—	—	5,914	6,190	11,580	13,590	9,595
Turkey, Asiatic: Persian Gulf* - - - - -	—	—	—	—	—	8,424	5,252	11,842	13,883	9,240
Other Countries - - - - -	—	—	—	—	—	23,055	24,301	26,912	27,004	26,072
	—	—	—	—	—	69,907	72,844	97,023	107,168	91,464
Horns, Tips, and Pieces of Horn, and Hornmeal (II. J.):										
China, Hong-Kong - Cwt.	212	196	117	106	65	7,658	7,200	4,187	3,417	1,836
Other Countries - - -	1	0	453	0	4	82	28	1,580	16	152
	213	196	570	106	69	7,740	7,228	5,767	3,433	1,988
Instruments, Apparatus, and Appliances and Parts thereof:										
†Electrical (III. E.) - - -	—	—	—	—	—	—	—	—	—	6,435

* Figures prior to 1911-12 relate to the whole of Asiatic Turkey.

† Cutlery and Electroplated Ware excluded from April 1912.

‡ Separately recorded from April 1912.

Exports of Principal Articles of Foreign Merchandise (Re-exports), distinguishing Principal Countries to which Exported—continued.

ARTICLES AND COUNTRIES.	QUANTITIES.					VALUE.				
	1908-9.	1909-10.	1910-11.	1911-12.	1912-13.	1908-9.	1909-10.	1910-11.	1911-12.	1912-13.
Instruments, Apparatus, and Appliances and Parts thereof— —cont.										
Musical:						£	£	£	£	£
*Talking Machines and Accessories (III. E.)	—	—	—	—	—	—	—	—	—	15,243
Other Sorts (III. E.):										
Germany	—	—	—	—	—	14,956	11,758	2,964	1,866	170
Ceylon	—	—	—	—	—	1,868	6,749	2,359	2,978	315
Other Countries	—	—	—	—	—	14,902	12,427	8,828	11,865	4,631
	—	—	—	—	—	31,726	30,934	14,151	16,709	5,116
*Optical (III. E.)	—	—	—	—	—	—	—	—	—	244
Photographic (III. E.)	—	—	—	—	—	1,884	2,022	1,520	1,680	2,477
†Scientific, Philosophical and Other Kinds (III. E.):										
United Kingdom	—	—	—	—	—	10,387	7,267	9,383	7,640	—
Other Countries	—	—	—	—	—	8,060	6,614	5,723	6,043	—
	—	—	—	—	—	18,447	13,881	15,106	13,683	—
*Other Kinds (III. E.)	—	—	—	—	—	—	—	—	—	11,662
TOTAL, Instruments, &c.	—	—	—	—	—	52,057	46,837	30,777	32,072	41,177
Ivory:										
Unmanufactured (II. J.):										
United Kingdom - Lb.	35,555	39,753	38,116	23,443	14,550	15,776	20,361	20,038	13,195	6,582
China, Hong-Kong	16,098	33,100	20,373	7,361	4,561	9,632	11,977	8,499	2,601	1,430
Japan	26,449	22,111	17,030	13,426	21,378	2,169	4,180	2,112	4,002	7,953
Other Countries	196	112	0	1,439	80	58	33	0	185	36
	78,298	95,076	75,519	45,669	40,569	27,635	36,551	30,640	19,983	16,001
Manufactured (III. P.)	—	—	—	—	—	201	72	11	45	33
TOTAL, Ivory	—	—	—	—	—	27,836	36,623	30,650	20,028	16,034
Jewellery (excluding Imitation Jewellery, and Precious Stones and Pearls, unset) also Plate of Gold and Silver:										
Jewellery (III. P.):										
United Kingdom	—	—	—	—	—	17,217	7,124	4,436	7,100	14,209
Russia	—	—	—	—	—	0	16,575	26,178	0	13,060
Ceylon	—	—	—	—	—	4,022	15,944	3,696	4,302	461
Siam	—	—	—	—	—	14,070	22	0	20	0
Other Countries	—	—	—	—	—	343	1,841	3,862	384	4,432
	—	—	—	—	—	35,652	41,506	38,167	11,806	32,162
Plate of Gold and Silver (III. P.):										
United Kingdom	—	—	—	—	—	9,048	7,303	11,122	12,988	12,798
Other Countries	—	—	—	—	—	744	748	1,800	2,276	1,208
	—	—	—	—	—	9,792	8,051	12,921	15,263	14,006
TOTAL, Jewellery, &c.	—	—	—	—	—	45,444	49,557	51,098	27,159	46,168
Leather (III. I.)	—	—	—	—	—	3,962	3,403	5,400	5,915	4,508
Liquors (I. D.) - Gals.	18,201	6,252	8,604	9,969	9,304	2,950	3,305	3,423	4,009	3,920
Machinery and Millwork:										
Prime-movers (other than Electrical) (III. J.):										
United Kingdom	—	—	—	—	—	2,131	3,028	2,181	4,575	6,859
Other Countries	—	—	—	—	—	692	272	1,090	614	1,585
	—	—	—	—	—	2,823	3,300	3,271	5,189	8,444
*Electrical Machinery of all Kinds (III. J.)	—	—	—	—	—	—	—	—	—	8,495

* Separately recorded from April 1912.

† Included with "Instruments, &c., Other kinds," from April 1912.

Exports of Principal Articles of Foreign Merchandise (Re-exports), distinguishing
Principal Countries to which Exported—continued.

ARTICLES AND COUNTRIES.	QUANTITIES.					VALUE.				
	1908-9.	1909-10.	1910-11.	1911-12.	1912-13.	1908-9.	1909-10.	1910-11.	1911-12.	1912-13.
Machinery and Millwork—cont.										
Other Sorts of Machinery (III. J.):						£	£	£	£	£
United Kingdom - - -	—	—	—	—	—	16,272	14,907	12,549	18,950	24,801
Germany - - - - -	—	—	—	—	—	319	718	2,490	5,056	1,122
Other Countries - - -	—	—	—	—	—	9,892	7,705	12,444	12,939	10,264
	—	—	—	—	—	26,483	23,325	27,483	36,945	36,187
TOTAL, Machinery and Millwork - - - }	—	—	—	—	—	29,906	26,625	30,744	42,134	53,126
*Matches (III. P.) - Gross of Boxes.	—	—	—	—	20,674	2,033	2,724	2,698	2,567	1,406
Mats and Matting (III. P.) - Sq. Yds.	31,173	43,311	87,526	156,634	185,207	929	1,849	2,359	5,429	6,646
Metals and Ores:										
†Brass, Bronze, and similar Amalgams, Wrought (III. L.) Cwt.	282	222	430	327	419	1,801	1,038	1,855	1,770	2,333
Copper:										
Unwrought:										
Tiles, Ingots, Cakes, Bricks, and Slabs (III. L.) - Cwt.	31	146	1	1	0	275	108	4	1	0
Wrought:										
Mixed or Yellow Metal for Sheathing (III. L.) - Cwt.	601	787	655	723	278	2,192	2,703	2,073	2,478	969
Sheets and other Manufactures (III. L.):										
United Kingdom - Cwt.	161	119	13	5,732	615	696	490	410	25,487	2,179
Persia - - - - -	2,234	1,690	3,132	2,108	1,186	9,419	6,606	11,731	7,720	4,577
Turkey, Asiatic: - - -	1,740	1,823	4,294	864	319	7,223	7,190	16,139	3,188	1,280
Persian Gulf - - - -	161	716	984	978	1,479	704	2,975	3,774	3,747	5,925
Other Countries - - -	4,296	4,348	8,423	9,682	3,599	18,042	17,261	32,054	40,142	13,961
TOTAL Copper - - -	4,928	5,281	9,079	10,406	3,877	20,509	20,072	34,131	42,621	14,930
Iron or Steel:										
Anchors and Cables (III. K.) - Tons	37	24	28	54	57	484	363	420	899	946
Angle, Bolt and Rod (III. K.) - Tons	13	23	28	50	70	148	212	262	423	680
§Bars and Channel (III. K.) - Tons	1,049	896	956	1,209	1,151	9,886	7,981	9,344	11,474	11,654
Hoops and Strips (III. K.) - Tons	38	56	40	50	294	362	524	322	451	2,287
Nails, Screws, Rivets and Washers (III. K.) - Tons	119	109	143	136	288	1,733	1,627	2,173	2,262	3,556
Old, for re-manufacture (II. D.):										
Italy - - - - - Tons	10,683	13,617	20,425	13,541	9,550	28,286	34,608	47,125	30,806	21,509
Other Countries - - -	499	1,740	1,915	1,646	4,169	1,542	4,154	4,432	4,100	10,455
" - - - - -	11,182	15,357	22,340	15,187	13,719	29,828	38,762	51,557	34,906	31,964
¶Pipes and Tubes (III. K.) - Tons	149	172	—	—	—	2,044	1,804	—	—	—
**Pipes and Fittings, Cast (III. K.) - Tons	—	—	161	144	151	—	—	1,760	1,751	2,624
Sheets and Plates, Galvanised (III. K.) - Tons	47	68	175	117	77	720	938	2,481	1,480	965
Sheets and Plates, Tinned (III. K.) - Tons	153	119	137	197	207	2,492	1,878	2,231	3,517	3,820

* Quantity recorded from April 1912.

† Figures prior to 1911-12 relate to the whole of Asiatic Turkey.

‡ Figures prior to 1912-13 relate to "Brass" only.

§ Figures prior to 1912-13 represent "Hoops" only.

¶ After 1909-10 see "Pipe and Fittings, Cast," and "Tubes and Fittings, Wrought."

** Included in "Pipes and Tubes" prior to 1910-11.

Exports of Principal Articles of Foreign Merchandise (Re-exports), distinguishing
Principal Countries to which Exported—continued.

ARTICLES AND COUNTRIES.	QUANTITIES.					VALUE.				
	1908-9.	1909-10.	1910-11.	1911-12.	1912-13.	1908-9.	1909-10.	1910-11.	1911-12.	1912-13.
Metals and Ores—cont.										
Iron or Steel—cont.										
Sheets and Plates, not Galvanised or Tinned (III. K.) - Tons	39	49	83	114	209	£ 456	£ 597	£ 1,000	£ 1,504	£ 2,931
*Tubes and Fittings, Wrought (III. K.) - Tons	—	—	6	4	4	—	—	196	96	158
Wire (III. K.) - Tons	68	66	79	121	60	1,212	1,102	1,347	2,141	1,148
Other manufactures of Iron or Steel (III. K.) - Tons	208	253	377	941	942	2,885	3,268	4,438	5,672	3,738
Total Iron or Steel:										
Italy - Tons	10,632	13,617	20,425	18,541	9,550	28,286	34,608	47,125	30,806	21,509
Persia - "	552	276	505	508	647	6,425	3,516	6,002	6,180	6,091
Turkey, Asiatic: Persian Gulf - "	531	547	632	453	592	6,745	5,458	7,023	5,336	7,359
Other Countries - "	1,237	2,752	2,991	3,822	5,790	10,794	15,474	17,331	24,214	31,502
	13,102	17,192	24,553	18,324	16,579	52,250	59,056	77,531	66,536	66,461
Lead:										
Unwrought:										
Ore (II. D.) - Tons	5	7	15	14	9	87	142	261	262	141
Pig and Other Sorts (III. L.) - Cwt.	2,064	2,408	1,910	2,009	1,071	1,735	1,952	1,512	1,662	963
Wrought (III. L.) - Cwt.	118	99	29	226	2,443	186	82	41	115	3,233
TOTAL, Lead (excluding Ore) - Cwt.	2,182	2,507	1,939	2,235	3,514	1,921	2,034	1,553	1,777	4,196
Quicksilver (III. L.) - Lb.	1,636	5,384	4,634	4,897	5,124	216	636	533	583	604
Tin, Unwrought (Block, Ingots, Bars and Slabs) (III. L.):										
Persia - Cwt.	502	310	459	525	683	4,662	2,546	3,566	4,672	7,095
Turkey, Asiatic: Persian Gulf - "	360	891	1,330	1,250	969	3,200	7,220	10,350	11,199	9,572
Other Countries - "	2,343	3,142	293	406	890	2,347	1,605	2,347	3,778	4,114
	3,205	4,343	2,082	2,181	2,542	10,209	11,371	16,263	19,649	20,781
Zinc or Spelter (III. L.) - Cwt.	333	167	855	259	1,413	456	194	745	331	1,185
Metals, unenumerated (III. L.):										
United Kingdom - Cwt.	97	65	445	3,467	4,491	599	166	1,514	11,059	14,740
Other Countries - "	315	305	408	1,510	880	1,861	2,327	3,652	7,290	7,664
	412	370	853	4,977	5,371	2,460	2,493	5,166	18,349	22,404
TOTAL, Metals and Ores - Tons	13,678	17,846	25,382	19,859	17,447	89,909	97,036	138,038	151,928	133,035
Oils:										
Mineral (II. E.) - Gals.	206,695	68,707	195,535	114,365	173,880	7,969	4,034	8,592	5,228	6,483
Other Oils (II. E.) - "	4,117	3,680	7,376	9,776	5,546	741	644	1,325	1,388	990
TOTAL, Oils - "	210,812	72,387	202,911	124,141	184,426	8,710	4,678	9,917	6,614	7,482
Paints and Colours (III. F.) Cwt.	2,319	3,637	2,927	4,262	2,738	4,099	4,171	4,852	12,802	5,452
Paper and Pasteboard (III. M.)	—	—	—	—	—	4,006	4,674	5,330	4,424	8,480
Precious Stones and Pearls, unset (II. J.):										
Bahrain Islands - "	—	—	—	—	—	6,733	2,000	6,433	7,433	21,367
Muscat Territory - and	—	—	—	—	—	2,243	3,834	773	2,047	6,173
Trucial Oman - "	—	—	—	—	—	0	0	5,333	0	0
Other States in Arabia - "	—	—	—	—	—	2,826	333	888	2,333	2,458
Other Countries - "	—	—	—	—	—	—	—	—	—	—
	—	—	—	—	—	11,802	6,167	13,427	11,813	29,998

* Included in "Pipes and Tubes" prior to 1910-11.

† Figures prior to 1911-12 relate to the whole of Asiatic Turkey.

‡ Includes "Ores, unenumerated," prior to 1912-13.

Exports of Principal Articles of Foreign Merchandise (Re-exports), distinguishing
Principal Countries to which Exported—continued.

ARTICLES AND COUNTRIES.	QUANTITIES.					VALUE.				
	1908-9.	1909-10.	1910-11.	1911-12.	1912-13.	1908-9.	1909-10.	1910-11.	1911-12.	1912-13.
*Prints, Engravings, and Pictures (III. L.) -	—	—	—	—	—	£	£	£	£	£
Provisions and Oilman's Stores (excluding Fish and Fruits and Vegetables) (I. E.) - Cwt	2,603	6,746	4,562	4,712	5,602	6,274	12,276	10,514	11,466	13,566
Rubber Manufactures (III. P.) -	—	—	—	—	—	2,790	8,725	5,276	9,835	6,328
Seeds (II. F.):										
Belgium - - - Cwt.	31,062	0	0	0	0	20,708	0	0	0	0
Other Countries - - "	9,272	905	505	204	1,206	6,200	668	1,229	370	839
"	40,334	905	505	204	1,206	26,908	668	1,229	370	839
Shells and Cowries (II. J.):										
United Kingdom - - -	—	—	—	—	—	4,716	7,591	9,704	15,771	9,347
Austria-Hungary - - -	—	—	—	—	—	6,645	11,375	6,476	4,775	4,635
Other Countries - - -	—	—	—	—	—	1,795	963	762	1,005	772
"	—	—	—	—	—	13,156	19,929	16,942	21,551	14,754
Soap (III. P.) - - - Cwt.	3,220	5,357	5,555	4,918	4,670	3,729	4,371	4,786	4,561	4,983
Spices:										
Cloves (I. F.):										
China, Hong-Kong - Lb.	373,164	290,036	65,688	215,089	32,732	8,025	4,700	1,406	5,299	858
Straits Settlements - "	307,436	515,270	354,760	532,546	225,113	7,811	10,285	6,556	12,509	4,344
Other Countries - - "	224,447	238,848	297,950	451,315	216,706	4,924	4,544	5,166	9,874	3,067
"	905,097	1,044,154	718,398	1,198,950	474,551	20,760	19,529	13,128	27,682	9,167
Other Sorts (I. F.) - - "	123,274	101,075	325,133	131,855	92,461	2,624	1,922	4,868	2,343	1,776
TOTAL, Spices - - -	1,028,371	1,145,229	1,043,531	1,330,805	567,012	23,384	21,451	17,996	30,025	10,943
Stationery (excluding paper) (III. M.) -	—	—	—	—	—	8,586	8,440	9,564	9,044	9,083
Sugar:										
Sugar, 16 Dutch Standard and above (I. G.):										
United Kingdom - Cwt.	0	4,000	81,148	1,608,792	1	1	2,402	50,821	1,032,112	1
Africa, East German - "	1,362	2,305	6,116	8,989	10,946	875	1,552	4,262	7,410	7,997
East African Protec- torate - - -	5,756	9,574	7,900	23,144	21,040	3,697	6,439	5,402	18,054	15,997
Zanzibar and Pemba - - "	4,343	5,388	13,610	12,101	11,465	2,857	3,593	9,455	9,161	8,485
Aden - - -	8,616	10,562	14,579	4,507	14,996	5,420	7,060	9,831	3,194	10,117
Bahrein Islands - - -	6,249	10,278	19,163	15,539	30,424	4,052	6,872	13,038	10,765	21,223
Ceylon - - -	15,057	4,105	8,033	11,916	3,505	10,305	2,743	5,426	8,709	2,673
Muscat Territory and Trucial Oman - - -	14,222	18,449	31,919	22,221	31,207	8,948	12,054	21,194	15,513	22,014
Other States in Arabia - - "	0	9	11,675	6,822	2,870	0	6	7,735	4,966	2,192
Persia - - -	31,264	64,713	99,786	39,318	35,255	20,147	43,368	70,868	28,614	25,714
Turkey, Asiatic: Per- sian Gulf - - -	29,851	33,106	22,570	11,126	23,281	19,131	22,000	15,490	7,999	17,592
Other Countries - - -	4,238	3,365	3,766	11,998	11,053	2,799	2,295	2,514	8,106	7,627
"	120,958	165,854	320,285	1,776,471	195,943	78,232	110,384	216,071	1,154,603	141,632
*Sugar, 15 Dutch Stan- dard and below (I. G.) Cwt.	—	—	—	—	3,637	—	—	—	—	1,733
*Confectionery (I. G.) - Cwt.	—	—	—	—	580	—	—	—	—	1,267
TOTAL, Sugar - - -	120,958	165,854	320,285	1,776,471	200,160	78,232	110,384	216,071	1,154,603	144,632
Tea:										
Persia - - - Lb.	190,495	127,338	89,256	58,907	122,356	8,528	6,444	4,158	2,975	6,267
Turkey, Asiatic: Per- sian Gulf - - -	369,892	177,217	234,568	113,876	246,314	16,400	8,794	10,561	4,411	10,767
Other Countries - - -	253,609	182,823	343,482	268,619	192,102	11,074	8,843	15,309	10,658	8,766
"	833,996	487,378	667,306	441,302	560,772	36,002	24,081	30,028	18,044	25,800
Textiles:										
Cotton:										
Raw (II. H.) - - - Cwt.	95	195	0	839	20	256	922	0	2,157	39

* Separately recorded from April 1912.

† Figures prior to 1911-12 relate to the whole of Asiatic Turkey.

Exports of Principal Articles of Foreign Merchandise (Re-exports), distinguishing
Principal Countries to which Exported—continued.

ARTICLES AND COUNTRIES.	QUANTITIES.					VALUE.				
	1908-9.	1909-10.	1910-11.	1911-12.	1912-13.	1908-9.	1909-10.	1910-11.	1911-12.	1912-13.
Textiles—cont.										
Cotton—cont.										
Manufactures—cont.										
Thread, Sewing (III. O.):						£	£	£	£	£
Persia - - - - - Lb.	36,198	36,624	55,343	52,241	28,201	3,079	3,450	5,454	5,270	2,726
Other Countries - - - "	40,117	53,611	81,296	76,216	97,189	2,835	8,904	6,467	6,228	7,919
"	76,315	90,235	136,639	128,457	125,340	5,914	7,354	11,951	11,498	10,645
Other Cotton Manufactures (III. O.) - - -	—	—	—	—	—	5,917	4,750	5,506	7,123	7,845
TOTAL, Cotton Manufactures (including Twist and Yarn) - - - }	—	—	—	—	—	751,444	808,503	1,070,972	1,223,787	1,098,473
TOTAL, Cotton, Raw and Manufactures - - - }	—	—	—	—	—	751,730	809,425	1,070,972	1,225,944	1,098,512
Flax Manufactures (III. O.) - - -	—	—	—	—	—	1,819	2,270	2,003	4,542	4,033
*Haberdashery and Millinery (III. O.):										
United Kingdom - - -	—	—	—	—	—	—	—	—	—	7,190
Bahrain Islands - - -	—	—	—	—	—	—	—	—	—	5,111
Muscat Territory and Trucial Oman - - -	—	—	—	—	—	—	—	—	—	5,607
Persia - - - - -	—	—	—	—	—	—	—	—	—	20,058
Other Countries - - -	—	—	—	—	—	—	—	—	—	35,719
"	—	—	—	—	—	—	—	—	—	73,685
Hemp Manufacture (excluding Cordage) (III. O.) - - -	—	—	—	—	—	114	259	336	343	369
Jute Manufactures (III. O.) - - -	—	—	—	—	—	311	115	271	84	713
Silk:										
Raw (II. H.):										
United Kingdom - - - Lb.	54,153	58,904	54,521	10	33,703	1,669	7,914	3,037	1	1,095
Other Countries - - - "	19,982	13,713	15,759	17,004	22,452	6,243	4,164	4,814	5,928	7,255
"	74,135	72,617	70,280	17,014	56,155	7,912	12,078	7,851	5,929	8,350
Manufactures:										
Piece Goods (III. O.):										
Natal - - - - - Yds.	106,663	88,036	105,471	62,097	139,395	3,898	3,288	4,239	3,625	6,826
Zanzibar and Pemba - - - "	65,110	62,242	82,451	72,105	76,411	4,947	4,269	6,023	6,277	6,285
Muscat Territory and Trucial Oman - - - "	19,457	63,986	100,320	116,792	143,374	1,264	3,883	6,571	8,132	10,523
Other Countries - - - "	352,293	352,672	366,266	503,053	537,651	15,779	16,635	17,009	24,223	26,181
"	543,523	566,936	654,508	754,047	896,831	25,888	28,075	34,442	42,257	49,815
Other Silk Goods (III. O.) - - -	—	—	—	—	—	2,191	1,786	2,724	3,125	5,068
TOTAL, Silk Manufactures - - -	—	—	—	—	—	28,079	29,861	37,166	45,382	54,883
TOTAL, Silk, Raw and Manufactures - - - }	—	—	—	—	—	35,991	41,939	45,017	51,311	63,233
Wool:										
Raw (II. H.):										
United Kingdom - - - Lb.	4,994,593	5,117,630	4,043,832	5,950,682	12,247,781	186,064	191,153	156,080	206,722	406,165
United States - - - "	0	4,032	1,644,272	1,647,867	1,733,806	0	90	39,155	39,243	41,216
Other Countries - - - "	0	32,378	66,528	148,041	16,247	0	773	1,307	3,708	577
"	4,994,593	5,154,040	5,754,632	7,746,590	13,997,834	186,064	192,016	196,542	249,673	447,958
Manufactures:										
Piece Goods (III. O.):										
Persia - - - - - Yds.	52,508	53,867	54,043	105,374	110,564	4,690	5,164	5,262	7,663	7,551
Other Countries - - - "	113,981	156,010	198,007	257,737	224,889	8,536	10,999	11,758	16,804	13,620
"	165,889	209,877	252,050	363,611	335,453	13,226	16,163	17,020	24,467	21,171
Other Sorts (III. O.) - - -	—	—	—	—	—	5,811	6,486	8,480	10,035	8,054
TOTAL, Woollen Manufactures - - - }	—	—	—	—	—	19,037	22,649	25,500	34,502	29,225
TOTAL, Wool and Woollens - - - }	—	—	—	—	—	205,101	214,665	222,042	284,175	477,183
TOTAL, Textile Raw Materials - - - }	—	—	—	—	—	194,262	205,016	204,393	257,759	456,347
TOTAL, Yarns and Textile Fabrics - - - }	—	—	—	—	—	800,804	863,657	1,136,248	1,308,640	1,261,381
TOTAL, Textiles, Raw and Manufactures - - - }	—	—	—	—	—	995,066	1,068,673	1,340,641	1,566,399	1,717,728

* Separately recorded from April 1912.

Exports of Principal Articles of Foreign Merchandise (Re-exports), distinguishing Principal Countries to which Exported—concluded.

ARTICLES AND COUNTRIES.	QUANTITIES.					VALUE.				
	1908-9.	1909-10.	1910-11.	1911-12.	1912-13.	1908-9.	1909-10.	1910-11.	1911-12.	1912-13.
Tobacco (I. J.) - - - - - Lb.	26,588	24,484	248,530	7,651	61,791	£ 3,377	£ 1,984	£ 21,855	£ 1,335	£ 4,243
Umbrellas (including Parasols and Sunshades) (III. P.) No.	47,498	84,990	127,857	151,420	205,067	3,973	6,521	10,382	11,821	15,259
Wood and Timber:										
Wood, not Manufactured (II. I.)	—	—	—	—	—	5,469	2,987	3,876	7,786	2,380
Manufactures of Wood other than Furniture and Cabinet Ware (III. G.):										
United Kingdom - - - - -	—	—	—	—	—	2,773	3,292	7,333	4,594	17,003
Other Countries - - - - -	—	—	—	—	—	3,308	4,865	6,701	1,447	1,168
TOTAL, Wood and Timber	—	—	—	—	—	6,081	8,157	14,034	6,041	18,231
TOTAL, Wood and Timber	—	—	—	—	—	11,550	11,144	17,910	13,827	20,611
Articles re-exported by Post (IV.):										
United Kingdom - - - - -	—	—	—	—	—	33,465	50,540	64,621	21,002	27,181
France - - - - -	—	—	—	—	—	5,335	49,817	11,860	1,393	2,421
China, Hong-Kong - - - - -	—	—	—	—	—	10,590	20,093	23,564	430	910
Ceylon - - - - -	—	—	—	—	—	6,094	9,768	10,834	9,259	15,072
Straits Settlements - - - - -	—	—	—	—	—	1,347	5,276	14,595	20,283	10,181
Turkey, Asiatic: Persian Gulf* - - - - -	—	—	—	—	—	4,874	4,127	4,491	8,941	17,338
Other Countries - - - - -	—	—	—	—	—	4,334	9,029	8,603	6,334	6,461
TOTAL, Articles re-exported by Post	—	—	—	—	—	66,039	148,650	138,568	67,642	86,414
All other Articles of Merchandise:										
Unmanufactured - - - - -	—	—	—	—	—	2,869	1,495	2,321	3,713	3,302
Manufactured - - - - -	—	—	—	—	—	21,167	25,164	31,773	33,101	45,300
TOTAL VALUE of FOREIGN MERCHANDISE EXPORTED (EXCLUSIVE of GOVERNMENT STORES)	—	—	—	—	—	2,113,820	2,259,090	2,840,700	4,018,100	3,160,044

No. 13.

EXPORTS OF PRINCIPAL ARTICLES OF INDIAN PRODUCE AND MANUFACTURES, DISTINGUISHING PRINCIPAL COUNTRIES TO WHICH EXPORTED.

Animals, Living:										
†Cattle (excepting Sheep and Goats) (IV.):										
Ceylon - - - - - No.	—	—	—	—	23,145	—	—	—	—	66,606
Federated Malay States - - - - -	—	—	—	—	1,183	—	—	—	—	7,521
Straits Settlements - - - - -	—	—	—	—	5,795	—	—	—	—	29,907
Other Countries - - - - -	—	—	—	—	65	—	—	—	—	500
TOTAL, Cattle	—	—	—	—	30,188	—	—	—	—	104,744
Horses (IV.) - - - - - No.	253	218	384	320	191	3,539	4,600	5,851	5,283	3,943
†Sheep and Goats (IV.):										
Ceylon - - - - - No.	—	—	—	—	122,915	—	—	—	—	65,011
Straits Settlements - - - - -	—	—	—	—	64,744	—	—	—	—	131,493
Other Countries - - - - -	—	—	—	—	1,631	—	—	—	—	695
TOTAL, Sheep and Goats	—	—	—	—	189,290	—	—	—	—	207,199
Other Kinds (IV.):										
Brazil - - - - - No.	93	1,306	156	0	0	930	15,229	2,159	0	0
Ceylon - - - - -	303,668	366,860	408,420	465,453	313,245	71,684	72,544	106,451	118,450	12,189
Federated Malay States - - - - -	0	385	631	2,353	160	0	1,034	1,928	10,477	7
Straits Settlements - - - - -	47,171	43,809	48,357	50,934	1,366	23,990	29,906	33,067	39,518	953
Other Countries - - - - -	5,229	4,956	8,514	8,646	10,148	5,603	6,538	5,281	9,079	3,165
TOTAL, Other Kinds	856,161	417,319	466,078	527,386	324,919	102,207	125,311	148,886	177,524	16,314
TOTAL, Animals, Living	856,414	417,537	466,462	527,706	544,598	105,746	129,911	154,737	182,787	222,200

* Figures prior to 1911-12 relate to the whole of Asiatic Turkey.

† Separately recorded from April 1912.

Exports of Principal Articles of Indian Produce and Manufactures, distinguishing
Principal Countries to which Exported—continued.

ARTICLES AND COUNTRIES.	QUANTITIES.					VALUE.				
	1908-9.	1909-10.	1910-11.	1911-12.	1912-13.	1908-9.	1909-10.	1910-11.	1911-12.	1912-13.
*Apparel, including: Drapery, Uniforms and Accoutrements (but excluding Hosiery and Boots and Shoes) (III. A.):						£	£	£	£	£
United Kingdom - - -	—	—	—	—	—	16,782	15,316	16,287	19,893	13,365
Africa, East, Portuguese - -	—	—	—	—	—	3,393	4,741	8,514	6,857	4,337
Natal - - - - -	—	—	—	—	—	5,010	8,095	7,604	6,980	7,409
United States - - - - -	—	—	—	—	—	5,324	5,429	6,474	8,332	4,174
Colombia - - - - -	—	—	—	—	—	5,319	7,447	6,937	8,414	6,627
Ceylon - - - - -	—	—	—	—	—	5,369	6,482	7,865	7,457	7,767
China, Treaty Ports - - -	—	—	—	—	—	981	1,159	1,288	1,566	7,216
Straits Settlements - - -	—	—	—	—	—	7,722	8,147	8,490	10,408	9,784
Turkey, Asiatic: Levant and Black Sea - - - - -	—	—	—	—	—	5,894	3,938	5,375	2,750	5,975
Other Countries - - - - -	—	—	—	—	—	25,284	25,855	36,048	43,473	39,745
	—	—	—	—	—	81,028	86,609	104,882	115,928	106,399
Art, Works of (III. P.):										
United Kingdom - - - - -	—	—	—	—	—	8,020	4,446	5,672	3,630	5,945
Other Countries - - - - -	—	—	—	—	—	2,838	3,102	4,391	5,837	3,403
	—	—	—	—	—	10,858	7,548	10,063	9,467	9,348
Books Printed, and Printed Matter (not being Stationery) including Maps and Charts (III. P.):										
United Kingdom - Cwt.	472	477	316	259	436	5,507	6,145	3,852	2,401	2,719
Russia - - - - -	291	247	730	268	360	1,773	1,271	5,688	1,492	2,733
Straits Settlements - - -	3,419	3,872	3,070	4,289	4,585	12,918	14,556	12,287	17,315	18,365
Other Countries - - - - -	1,817	1,467	1,807	1,884	2,031	11,713	9,347	10,324	11,848	12,973
	5,999	6,063	5,923	6,720	7,412	31,911	31,319	32,151	33,056	36,790
Boots and Shoes (III. A.):										
Egypt - - - - Pairs	132,780	34,870	49,424	27,999	5,674	17,609	11,706	14,853	7,424	908
Other Countries - - - - -	72,059	74,618	64,945	60,148	72,347	12,772	11,478	7,790	7,862	7,426
	204,839	109,488	114,369	88,147	78,021	30,381	23,184	22,643	15,286	8,334
†Bristles and Fibre for Brushes and Brooms (II. J.):										
United Kingdom - Cwt.	21,748	30,246	7,799	—	—	57,269	71,107	22,371	—	—
Belgium - - - - -	22,673	26,081	10,747	—	—	20,606	26,125	10,589	—	—
Germany - - - - -	35,542	31,085	11,425	—	—	46,547	44,736	16,078	—	—
Holland - - - - -	5,837	5,700	1,744	—	—	8,006	7,901	2,508	—	—
Other Countries - - - - -	4,589	4,813	2,234	—	—	4,380	4,700	2,070	—	—
	90,389	97,925	33,949	—	—	136,808	154,569	53,616	—	—
§Bristles (II. J.):										
United Kingdom - Cwt.	—	—	1,355	2,731	3,334	—	—	28,410	73,167	89,080
Germany - - - - -	—	—	432	989	871	—	—	10,307	19,221	21,150
Other Countries - - - - -	—	—	28	19	87	—	—	130	111	361
	—	—	1,815	3,739	4,242	—	—	38,847	92,499	110,591
Building and Engineering Materials other than of Iron, Steel, or Wood:										
¶Bricks and Tiles (III. P.):										
Ceylon - - - - - No.	2,373,325	2,990,981	3,610,648	3,484,267	—	4,585	7,652	8,891	8,666	—
Other Countries - - - - -	435,700	480,860	779,055	710,404	—	1,001	1,126	1,868	1,501	—
	2,809,025	3,471,841	4,389,703	4,194,671	—	5,586	8,778	10,759	10,167	—
‡Bricks (III. P.) - - - No.	—	—	—	—	593,108	—	—	—	—	1,122
Chalk and Lime (III. P.) Cwt.	7,467	12,317	52,691	88,562	21,670	583	1,212	3,769	2,721	1,463
Pipes of Earthenware (III. P.)	3,486	4,400	2,736	7,901	14,089	985	1,119	673	1,340	3,545
¶¶Tiles (III. P.):										
Ceylon - - - - - No.	—	—	—	—	3,323,424	—	—	—	—	8,238
Other Countries - - - - -	—	—	—	—	1,208,366	—	—	—	—	3,476
	—	—	—	—	4,531,790	—	—	—	—	11,714
Other Kinds (III. P.) - Cwt.	52,786	25,813	171,951	30,167	61,350	2,175	1,877	5,824	3,214	7,401
TOTAL, Building and Engineering Materials, &c.	—	—	—	—	—	9,329	12,486	21,055	17,942	25,245

* Includes "Haberdashery and Millinery," prior to 1912-13.
† From August 1910, "Bristles and Fibre for Brushes and Brooms" are shown under the separate headings of "Bristles" and "Fibre for Brushes and Brooms."
‡ From April 1912 "Bricks and Tiles" are shown under the separate headings "Bricks" and "Tiles."
§ Separately recorded from August 1910.
¶ Separately recorded from April 1912.
† Figures prior to 1911-12 relate to the whole of Asiatic Turkey.

Exports of Principal Articles of Indian Produce and Manufactures, distinguishing
Principal Countries to which Exported—continued.

ARTICLES AND COUNTRIES.	QUANTITIES.					VALUE.				
	1908-9.	1909-10.	1910-11.	1911-12.	1912-13.	1908-9.	1909-10.	1910-11.	1911-12.	1912-13.
Candles of all kinds (III. P.):										
Africa, East, Portuguese Lib.	558,485	2,005	8,889	5,105	3,856	£	£	£	£	£
Ceylon	210,738	332,060	598,521	730,617	874,389	10,474	36	178	93	70
China, Treaty Ports	632,080	503,018	515,843	825,436	1,540,945	3,956	6,226	11,222	13,715	16,398
French Indo-China	497,210	562,870	1,098,514	855,773	877,390	11,857	9,363	9,660	15,458	29,070
Persia	550,575	28,006	193,471	299,431	261,263	9,323	10,554	20,597	16,351	16,452
Philippines	552,975	800,093	451,875	69,903	61,033	9,778	554	3,537	5,586	5,074
Siam	220,205	315,663	325,500	328,010	322,351	10,368	15,003	8,462	1,311	1,145
Straits Settlements	565,917	608,824	668,292	580,823	663,598	4,129	5,918	6,103	6,148	6,046
Turkey, Asiatic: Persian Gulf*	176,118	150,970	245,355	390,362	3,626	3,113	2,671	4,583	0,650	75
New Zealand	266,809	450,110	273,715	758,180	541,625	5,003	8,406	5,134	14,195	10,156
Other Countries	668,463	978,969	1,034,700	812,093	993,126	12,352	17,862	20,024	15,437	18,990
	4,897,575	4,732,643	5,414,675	5,645,733	6,157,202	90,989	88,024	102,389	105,844	115,904
Canes and Battans (II. J.) Cwt.	2,631	1,494	2,110	2,012	2,952	1,842	1,338	2,006	2,129	2,181
Carriages and Carts (excluding Railway Carriages) and Parts thereof:										
†Carriages and Carts (III. C.) Nc.	—	—	—	—	77	—	—	—	—	1,612
†Parts of Carriages and Carts (III. C.)	—	—	—	—	—	—	—	—	—	1,121
TOTAL, Carriages and Carts, &c.	—	—	—	—	—	2,116	2,592	2,357	3,024	2,733
Chemicals and Chemical Preparations (excluding Chemical Manures and Medicines):										
Alum (III. D.) Cwt.	130	104	32	34	25	55	81	21	18	18
Arsenic (III. D.) Cwt.	205	199	74	162	209	377	309	112	328	338
Potassium Compounds:										
Saltpetre (III. D.):										
United Kingdom Cwt.	86,436	76,144	61,004	46,590	47,217	62,840	53,728	46,651	38,787	40,280
France	27,610	15,380	2,915	1,495	1,025	19,327	10,470	2,275	1,225	854
Mauritius	81,269	40,615	50,596	37,486	45,222	21,296	27,571	33,765	24,002	30,002
United States	138,885	108,423	88,971	58,531	56,534	98,720	75,857	65,414	45,171	45,270
Ceylon	12,824	19,609	22,847	29,261	44,469	8,830	12,324	13,885	20,387	31,620
China, Hong-Kong	57,582	80,190	83,827	85,045	86,159	53,108	66,966	71,733	70,027	74,036
Treaty Ports	27,197	2,092	1,630	1,542	90	24,634	1,357	901	896	54
Straits Settlements	9,057	9,593	8,543	10,799	10,947	7,294	7,844	7,502	9,404	10,511
Other Countries	9,381	6,186	7,269	3,813	5,107	6,302	4,919	6,028	3,430	4,504
	400,271	358,232	327,657	274,562	296,770	302,351	260,986	248,154	214,309	237,251
†Other Sorts (III. D.) Cwt.	—	—	—	—	200	—	—	—	—	100
Soda Compounds:										
Borax (III. D.):										
China, Hong-Kong Cwt.	1,466	5,254	4,414	2,423	3,905	1,903	6,501	5,132	2,404	6,454
Other Countries	1,275	722	818	908	865	1,595	978	954	1,033	1,008
	2,741	5,976	5,232	3,331	4,770	3,498	7,479	6,086	3,527	7,457
Other Sorts (III. D.)	—	—	—	—	—	5,029	6,445	7,347	9,266	10,784
TOTAL, Chemicals, &c.	—	—	—	—	—	311,310	275,250	261,720	227,538	255,948
Coal, Coke, and Patent Fuel:										
Coal (II. A.):										
Egypt Tons	0	0	0	0	18,461	0	0	0	0	11,954
Aden	11,224	3,460	7,383	12,335	11,909	6,025	2,076	3,938	6,823	7,939
Ceylon	354,355	370,570	511,848	532,980	543,115	211,330	224,222	292,690	313,649	360,093
Java	13,607	7,420	18,696	4,113	0	8,336	3,958	9,873	2,325	0
Straits Settlements	107,615	173,214	223,320	197,553	154,491	61,311	101,604	129,188	112,007	106,789
Sumatra	79,264	78,883	111,694	110,049	130,139	45,547	47,335	67,355	67,222	86,759
Australia	0	121,006	0	0	0	0	64,886	0	0	0
Other Countries	3,861	2,351	15,132	15,573	21,624	2,374	1,576	8,883	9,822	14,150
	569,226	756,994	888,073	872,603	879,739	334,923	445,657	511,927	512,753	587,684
Coke (II. A.) Tons	1,656	1,834	1,523	1,384	1,500	1,820	1,933	1,461	1,203	1,582
TOTAL, Coal, Coke, and Patent Fuel	571,582	758,828	889,601	873,987	881,239	336,743	447,590	513,388	513,956	589,266

* Figures prior to 1911-12 relate to the whole of Asiatic Turkey.

† Separately recorded from April 1912.

Exports of Principal Articles of Indian Produce and Manufactures, distinguishing
Principal Countries to which Exported—continued.

ARTICLES AND COUNTRIES.	QUANTITIES.					VALUE.				
	1908-9.	1909-10.	1910-11.	1911-12.	1912-13.	1908-9.	1909-10.	1910-11.	1911-12.	1912-13.
Coffee (I. I.):						£	£	£	£	£
United Kingdom - Cwt.	131,927	110,147	80,599	78,136	81,931	454,407	379,600	299,629	302,229	344,951
Austria-Hungary - "	2,828	5,586	9,160	17,481	8,669	9,527	17,579	34,913	72,301	34,899
Belgium - "	4,584	9,115	9,277	8,699	10,247	11,532	25,461	25,685	31,615	37,152
France - "	130,555	76,798	128,200	79,751	110,133	363,362	221,120	389,488	282,888	411,622
Germany - "	2,103	3,407	6,960	13,598	8,250	5,550	9,499	23,557	53,037	33,254
Holland - "	593	1,153	5,780	3,025	910	1,648	3,346	16,635	11,225	3,149
Mauritius - "	572	1,560	3,129	2,120	1,930	1,282	3,501	6,933	5,270	5,154
Aden - "	36	0	3	25	6,877	100	0	9	77	27,481
Bahrein Islands - "	88	34	2,067	4,283	1,466	238	95	6,852	15,559	5,780
Ceylon - "	14,482	11,350	10,221	11,619	12,842	35,561	28,390	28,256	40,832	48,226
Turkey, Asiatic: Persian Gulf*	3,490	2,285	4,191	10,917	6,505	9,085	5,528	12,483	39,558	24,496
Australia - "	8,723	9,971	10,562	8,398	12,913	23,457	33,215	36,988	31,536	50,593
Other Countries - "	2,101	1,239	2,100	3,033	4,311	5,904	3,692	6,314	11,253	16,836
"	302,022	232,645	272,249	241,085	266,978	926,653	750,936	887,742	897,450	1,043,503
Coir:										
Unmanufactured (II. J.):										
United Kingdom - Cwt.	4,340	6,287	6,212	6,906	5,821	3,109	6,134	4,375	4,738	4,170
Other Countries - "	5,482	4,875	6,174	4,379	3,506	3,721	3,324	4,166	2,865	2,862
"	9,822	13,162	12,386	11,285	9,327	6,830	9,458	8,541	7,603	6,532
Manufactured (excluding Rops) (III. P.):										
United Kingdom - Cwt.	185,726	179,467	165,295	228,418	195,295	130,148	125,055	113,346	161,780	152,946
Belgium - "	55,096	59,677	56,151	62,916	66,355	38,414	39,794	38,562	43,006	45,290
France - "	43,398	56,515	52,523	56,311	61,334	35,538	39,546	37,075	39,020	44,906
Germany - "	145,798	201,451	210,315	218,164	204,605	101,975	143,434	151,768	148,796	148,880
Holland - "	35,712	58,936	59,690	66,440	67,738	26,296	40,896	43,028	43,635	49,080
Italy - "	10,865	13,384	11,444	10,283	19,815	8,449	10,125	8,426	7,646	15,540
Portugal - "	22,385	31,118	27,216	23,198	27,188	16,620	22,799	20,505	17,022	20,184
United States - "	51,129	50,728	31,871	38,086	35,605	43,471	42,896	28,098	33,409	32,873
Australia - "	2,720	4,646	4,050	9,681	10,390	3,053	5,059	5,085	12,079	10,815
Other Countries - "	17,293	21,367	23,266	34,862	35,942	14,383	16,082	17,730	27,574	29,972
"	575,062	677,309	641,826	743,359	724,317	418,347	485,736	463,623	533,967	550,486
Cordage and Rops of Vegetable Fibre (excluding Jute and Cotton) (III. P.):										
Siam - Cwt.	3,379	2,732	4,119	4,118	7,952	3,561	2,738	4,086	4,187	8,591
Straits Settlements - "	13,786	16,178	14,501	15,006	16,536	17,829	20,124	17,684	19,546	22,697
Other Countries - "	19,859	30,248	26,549	31,824	33,330	17,800	26,860	24,661	29,310	30,274
"	37,024	49,158	45,169	50,948	57,818	39,190	49,722	46,411	53,043	61,562
Drugs and Medicines (excluding Chemicals and Narcotics):										
Aloes (III. D.) - Cwt.	554	142	195	367	229	922	241	319	551	394
Asafoetida (III. D.) - "	79	23	147	107	87	220	70	968	659	234
Camphor (III. D.) - Lib.	0	0	457	461	237	0	0	42	48	24
Cinchona Bark (III. D.):										
United Kingdom - Lib.	310,912	389,200	371,280	410,032	659,285	4,454	5,786	5,182	5,237	9,112
Other Countries - "	1,125	0	0	0	0	15	0	0	0	0
"	312,037	389,200	371,280	410,032	659,285	4,469	5,786	5,182	5,237	9,112
Galangal (III. D.) - Cwt.	1,667	1,189	1,003	1,179	1,233	1,281	825	800	976	1,103
†Nux Vomica (Strychnia) (III. D.):										
United Kingdom - Cwt.	—	—	—	—	14,160	—	—	—	—	5,475
United States - "	—	—	—	—	17,363	—	—	—	—	6,000
Other Countries - "	—	—	—	—	9,995	—	—	—	—	2,933
"	—	—	—	—	41,518	—	—	—	—	14,408
†Senna (III. D.):										
United Kingdom - Cwt.	—	—	—	—	15,043	—	—	—	—	13,448
United States - "	—	—	—	—	10,229	—	—	—	—	8,241
Other Countries - "	—	—	—	—	14,294	—	—	—	—	10,085
"	—	—	—	—	39,566	—	—	—	—	36,774

* Figures prior to 1911-12 relate to the whole of Asiatic Turkey.

† Separately recorded from April 1912:

Exports of Principal Articles of Indian Produce and Manufactures, distinguishing
Principal Countries to which Exported—continued.

ARTICLES AND COUNTRIES.	QUANTITIES.					VALUE.				
	1908-9.	1909-10.	1910-11.	1911-12.	1912-13.	1908-9.	1909-10.	1910-11.	1911-12.	1912-13.
Drugs and Medicines (excluding Chemicals and Narcotics)—cont.										
Other Sorts of Drugs and Medicines (III. D.):						£	£	£	£	£
United Kingdom	—	—	—	—	—	25,683	29,177	33,351	27,662	6,547
France	—	—	—	—	—	1,244	1,884	6,076	2,890	107
Germany	—	—	—	—	—	2,951	5,994	9,148	6,411	1,185
United States	—	—	—	—	—	12,912	20,596	26,173	20,982	2,395
China, Hong-Kong	—	—	—	—	—	26,231	13,730	50,018	24,931	29,215
Other Countries	—	—	—	—	—	26,858	23,056	35,400	29,996	23,445
	—	—	—	—	—	95,929	94,437	149,166	112,872	62,894
TOTAL, Drugs and Medicines, &c.	—	—	—	—	—	102,821	101,359	156,477	120,343	124,943
Dyeing and Tanning Substances:										
Cutch and Gambier (III. F.):										
United Kingdom Cwt.	33,501	24,317	54,142	50,068	43,544	35,752	27,086	68,120	54,804	44,131
France	10,419	5,250	13,304	11,153	8,742	8,728	5,138	15,155	11,420	9,369
Germany	5,630	2,514	4,536	3,944	2,950	4,076	2,347	5,596	3,738	2,804
Holland	8,053	4,600	12,049	7,415	8,305	7,046	5,250	13,255	7,905	8,826
Other Countries	5,238	4,118	7,016	8,427	5,210	6,134	5,943	9,309	8,906	5,909
	62,841	40,799	91,047	81,007	68,751	61,736	45,114	111,441	86,533	71,099
Indigo (III. F.):										
United Kingdom Cwt.	10,209	2,865	2,982	6,229	1,510	134,424	33,571	42,315	82,927	15,274
Austria-Hungary	1,681	1,430	1,656	2,022	2,085	24,483	20,009	26,141	42,721	20,242
France	699	273	479	525	593	10,341	4,036	7,266	7,308	8,252
Russia	1,422	1,199	2,312	1,502	564	10,538	8,832	17,632	11,080	6,098
Egypt	3,351	2,572	3,232	1,430	1,687	40,842	34,403	44,640	17,781	20,949
United States	1,295	1,027	1,315	1,687	1,138	19,484	13,497	18,504	22,058	13,098
Japan	804	1,012	68	879	441	9,946	13,301	725	4,708	5,325
Persia	1,024	2,360	1,411	922	241	11,641	31,739	15,299	10,342	3,218
Turkey, Asiatic*—										
Levant and Black Sea	3,455	4,790	2,740	1,237	1,288	52,025	68,055	40,168	19,182	17,320
Persian Gulf				1,426	1,434				20,040	17,762
Other Countries	1,006	533	744	896	876	13,262	7,101	10,319	11,748	10,217
	24,946	18,061	16,939	19,155	11,857	326,986	234,544	223,529	250,585	146,755
Myrobalans (III. F.):										
United Kingdom Cwt.	756,706	644,534	681,112	486,829	686,880	179,451	160,229	173,093	123,500	182,478
Austria-Hungary	39,206	43,646	43,112	46,842	39,647	11,177	13,373	14,091	13,008	13,438
Belgium	213,479	148,254	211,433	147,757	142,422	61,869	48,302	65,156	44,793	47,280
France	20,771	34,151	38,707	32,697	51,803	5,896	10,518	11,870	9,229	17,155
Germany	264,160	242,787	304,842	233,039	228,634	76,594	74,064	96,665	68,794	80,797
Italy	14,151	7,890	20,109	14,459	25,948	3,955	2,251	5,611	3,892	7,382
Russia	23,143	25,704	32,324	19,960	10,188	6,882	8,614	9,737	5,710	3,528
United States	105,038	307,390	298,383	224,053	191,656	25,810	78,596	79,270	58,279	54,901
Australia	23,623	8,787	22,365	15,222	16,047	7,721	2,787	7,435	4,049	5,742
Other Countries	6,563	3,961	6,508	12,783	4,430	1,998	1,294	2,169	3,366	1,579
	1,466,840	1,467,104	1,658,895	1,233,661	1,397,755	381,353	400,023	465,097	333,520	414,280
Safflower (III. F.) Cwt.	1,708	1,850	4,135	4,288	4,250	2,512	3,020	6,174	6,044	4,273
Turmeric (III. F.):										
United Kingdom Cwt.	12,587	12,134	11,354	14,699	14,624	8,176	7,800	8,704	14,122	13,447
France	6,829	8,354	5,228	8,287	11,481	4,844	5,264	3,138	6,006	9,019
Germany	9,147	6,735	5,411	9,612	10,076	5,733	3,996	3,283	7,222	8,268
Russia	3,931	1,741	4,048	8,222	4,232	3,327	1,482	4,350	8,057	4,147
United States	2,766	7,881	6,071	4,399	6,071	1,883	5,368	4,423	3,807	4,962
Aden	4,295	3,317	3,330	3,082	6,105	3,461	2,685	2,811	3,864	5,549
Ceylon	8,148	8,343	8,610	9,277	10,051	5,095	5,366	6,955	8,250	7,966
Straits Settlements	14,735	12,185	6,908	7,105	10,192	9,640	6,778	5,003	5,919	7,945
Turkey, Asiatic*—										
Persian Gulf*	8,879	4,673	5,269	5,507	3,506	6,853	3,701	4,958	6,277	3,823
Other Countries	20,099	14,571	15,618	21,237	22,505	14,966	10,928	13,727	20,975	21,344
	91,416	79,934	71,847	92,307	98,843	63,978	53,368	57,352	84,959	88,370
Other Sorts (including Iac Dye) (III. F.)	26,654	36,320	32,460	33,243	32,693	10,308	14,443	12,031	12,199	14,070
TOTAL, Dyeing and Tanning Substances	1,674,405	1,644,068	1,875,323	1,463,661	1,614,140	846,873	750,517	875,624	773,790	736,847
Earthenware and Porcelain (excluding Pipes of Earthenware) (III. H.)	—	—	—	—	—	2,161	3,111	2,761	2,619	2,221

* Figures prior to 1911-12 relate to the whole of Asiatic Turkey.

Exports of Principal Articles of Indian Produce and Manufactures, distinguishing
Principal Countries to which Exported—continued.

ARTICLES AND COUNTRIES.	QUANTITIES.					VALUE.				
	1908-9.	1909-10.	1910-11.	1911-12.	1912-13.	1908-9.	1909-10.	1910-11.	1911-12.	1912-13.
*Fibre for Brushes and Brooms (H. J.):						£	£	£	£	£
United Kingdom - Cwt.	—	—	8,812	19,634	18,073	—	—	10,730	21,274	23,478
Belgium - - - - "	—	—	20,799	23,330	24,516	—	—	21,804	25,027	24,861
Germany - - - - "	—	—	25,206	34,349	31,989	—	—	25,816	35,985	32,138
Holland - - - - "	—	—	3,834	6,505	5,465	—	—	4,187	6,868	6,148
Other Countries - - "	—	—	5,523	6,337	6,996	—	—	5,487	6,404	6,963
	—	—	64,174	90,155	87,039	—	—	67,974	95,558	93,643
Fish (excluding Canned Fish):										
Fish, Dry, Unsalted (I. A.):										
Ceylon - - - - Cwt.	23,068	28,182	46,202	52,877	33,821	15,385	15,245	26,761	30,708	20,463
Other Countries - - "	5,932	13,194	12,736	12,269	9,390	5,653	9,518	9,817	9,586	8,827
	34,000	41,376	58,938	65,146	43,011	21,038	24,763	36,578	40,294	29,290
Fish, Dry, Salted (I. A.):										
Ceylon - - - - Cwt.	142,456	156,745	193,873	191,832	178,439	101,889	115,005	143,906	146,459	138,098
Other Countries - - "	4,077	2,746	1,854	1,523	12,697	2,023	2,148	1,584	1,244	9,238
	146,533	159,491	195,727	193,355	191,136	103,912	117,153	145,490	147,703	147,336
Fishmaws and Sharkfins (I. A.):										
United Kingdom - Cwt.	1,539	1,897	1,500	2,004	1,803	19,959	23,644	18,301	27,467	23,349
United States - - - "	0	170	850	118	282	0	1,467	8,483	1,242	3,573
China, Hong-Kong - - "	3,415	6,236	5,864	3,563	2,952	22,357	44,932	46,739	25,807	20,498
Straits Settlements - - "	2,888	2,850	3,079	2,906	3,090	19,601	20,339	21,569	20,946	23,030
Other Countries - - "	129	108	13	43	190	519	198	117	432	2,407
	7,971	11,261	11,306	8,634	8,317	62,436	90,580	95,209	75,894	73,457
Fish, Wet, Salted (Ngapi) (I. A.) - - - Cwt.	54	278	868	1,862	1,035	23	132	342	927	542
TOTAL, Fish (excluding Canned Fish) - }	188,558	212,406	266,839	268,997	243,499	187,409	232,628	277,619	264,318	250,685
Fodder, Bran and Pollards (excluding Oilcake):										
†Bran and Pollards (IV.):										
United Kingdom - Tons	81,716	101,978	118,118	119,426	122,313	229,661	262,384	298,391	323,593	368,059
Germany - - - - "	47,318	47,962	32,721	74,796	56,502	130,179	120,840	84,206	203,627	165,587
Mauritius - - - - "	0	0	0	0	1,980	0	0	0	0	3,466
China, Hong-Kong - - "	688	3,262	4,241	4,479	4,246	1,473	4,398	4,890	7,665	10,651
Straits Settlements - - "	25,271	26,167	33,002	34,029	37,515	61,506	54,650	64,083	93,045	120,006
Other Countries - - "	1,672	1,042	862	507	6,415	3,979	2,113	2,479	1,498	26,246
	156,665	180,411	188,939	233,237	228,971	426,798	444,385	454,049	629,428	699,015
Other Sorts (IV.):										
Germany - - - - Cwt.	17,770	30,205	41,270	214,261	144,130	3,167	6,012	5,870	39,083	30,101
Philippines - - - - "	20,150	7,115	3,975	5,631	14,601	8,744	2,680	1,412	1,979	4,915
Straits Settlements - - "	51,418	51,016	52,901	52,592	43,066	26,045	18,518	17,323	16,638	14,445
Other Countries - - - "	87,443	104,316	97,308	146,684	26,730	22,689	26,111	21,626	33,092	8,188
	176,781	192,652	195,454	419,168	228,527	60,645	53,321	46,431	90,792	57,049
TOTAL, Fodder, Bran and Pollards (excluding Oilcake) - }	—	—	—	—	—	487,443	497,706	500,480	720,220	756,664
Fruits and Vegetables:										
Fresh Fruits and Vegetables:										
Fresh Fruits:										
Coconuts (I. B.) - No.	595,725	297,108	593,021	464,165	531,684	1,803	1,044	1,780	1,404	1,858
Others (I. B.) - - - - "	—	—	—	—	—	2,052	2,285	3,386	3,816	4,485
Fresh Vegetables of all kinds (I. B.):										
Ceylon - - - - -	—	—	—	—	—	53,236	63,437	75,954	76,419	91,987
China, Hong-Kong - - -	—	—	—	—	—	8,533	7,145	4,700	3,428	3,964
Straits Settlements - - -	—	—	—	—	—	33,687	41,436	53,484	57,524	70,802
Other Countries - - - -	—	—	—	—	—	11,253	12,802	12,078	17,437	14,797
	—	—	—	—	—	106,709	124,820	146,214	154,808	181,550
TOTAL, Fruits and Vegetables (fresh) - }	—	—	—	—	—	110,564	128,149	151,380	160,028	187,838

* Separately recorded from August 1910.

† Figures prior to 1912-13 represent "Rice-bran."

Exports of Principal Articles of Indian Produce and Manufactures, distinguishing
Principal Countries to which Exported—continued.

ARTICLES AND COUNTRIES.	QUANTITIES.					VALUE.				
	1908-9.	1909-10.	1910-11.	1911-12.	1912-13.	1908-9.	1909-10.	1910-11.	1911-12.	1912-13.
Gums and Resins:										
Arabic (II. B.):						£	£	£	£	£
United Kingdom - Cwt.	5,051	5,283	6,725	6,051	8,412	6,011	7,199	9,256	9,721	4,781
Belgium - "	7,279	10,411	15,978	8,575	8,508	7,408	10,979	19,716	12,157	5,181
France - "	2,442	4,557	4,962	2,811	2,369	2,217	4,228	5,857	3,714	2,855
Germany - "	7,357	7,451	11,024	19,454	15,571	8,450	8,559	14,382	28,490	21,395
United States - "	2,331	1,528	3,722	4,928	6,696	3,851	1,955	4,870	7,470	13,130
Other Countries - "	5,594	5,945	3,373	5,862	2,936	5,470	5,438	3,764	7,277	8,440
	30,104	35,125	45,784	47,631	34,487	33,407	38,358	57,345	68,829	50,782
Other Sorts (II. B.) - "	3,595	1,067	1,415	1,409	2,298	4,316	1,087	1,549	1,495	3,737
TOTAL, Gums, &c. - "	33,699	36,192	47,199	49,090	36,785	37,723	39,445	59,394	70,324	54,519
Hardware and Cutlery, including Plated Ware (III. E.):										
United Kingdom - "	—	—	—	—	—	5,295	3,837	3,238	4,900	2,913
Ceylon - "	—	—	—	—	—	4,003	5,252	6,296	7,308	7,342
Straits Settlements - "	—	—	—	—	—	3,595	3,451	2,352	3,153	7,883
Other Countries - "	—	—	—	—	—	11,660	11,321	16,776	19,663	22,169
	—	—	—	—	—	24,553	23,861	28,662	35,019	40,307
Hides and Skins, Raw:										
Hides, Raw:										
*Buffalo Hides (II. C.):										
United Kingdom - Cwt.	—	—	—	—	46,551	—	—	—	—	154,026
Austria-Hungary - "	—	—	—	—	58,276	—	—	—	—	235,301
Belgium - "	—	—	—	—	2,468	—	—	—	—	10,516
Bulgaria - "	—	—	—	—	2,966	—	—	—	—	11,256
France - "	—	—	—	—	6,646	—	—	—	—	20,735
Germany - "	—	—	—	—	22,148	—	—	—	—	86,713
Holland - "	—	—	—	—	25,966	—	—	—	—	101,035
Italy - "	—	—	—	—	10,921	—	—	—	—	40,899
Spain - "	—	—	—	—	3,721	—	—	—	—	14,205
United States - "	—	—	—	—	143,766	—	—	—	—	546,965
Ceylon - "	—	—	—	—	4,272	—	—	—	—	7,005
Turkey, Asiatic; Levant and Black Sea - "	—	—	—	—	14,064	—	—	—	—	28,878
Other Countries - "	—	—	—	—	3,272	—	—	—	—	8,522
	—	—	—	—	345,037	—	—	—	—	1,266,071
*Cow Hides (II. C.):										
United Kingdom - Cwt.	—	—	—	—	35,076	—	—	—	—	137,051
Austria-Hungary - "	—	—	—	—	113,620	—	—	—	—	542,634
Belgium - "	—	—	—	—	18,850	—	—	—	—	89,677
Bulgaria - "	—	—	—	—	2,683	—	—	—	—	10,587
France - "	—	—	—	—	17,844	—	—	—	—	72,204
Germany - "	—	—	—	—	365,874	—	—	—	—	1,692,676
Holland - "	—	—	—	—	16,252	—	—	—	—	76,580
Italy - "	—	—	—	—	116,095	—	—	—	—	604,421
Roumania - "	—	—	—	—	1,524	—	—	—	—	6,379
Spain - "	—	—	—	—	57,793	—	—	—	—	309,222
Turkey in Europe - "	—	—	—	—	6,900	—	—	—	—	23,344
United States - "	—	—	—	—	69,434	—	—	—	—	364,891
Canada - "	—	—	—	—	5,247	—	—	—	—	25,183
Turkey, Asiatic; Levant and Black Sea - "	—	—	—	—	2,024	—	—	—	—	6,995
Other Countries - "	—	—	—	—	1,984	—	—	—	—	7,910
	—	—	—	—	831,200	—	—	—	—	3,969,754
*Calf Skins (II. C.):										
United Kingdom - Cwt.	—	—	—	—	1,394	—	—	—	—	6,551
Austria-Hungary - "	—	—	—	—	1,516	—	—	—	—	6,442
Italy - "	—	—	—	—	5,890	—	—	—	—	27,137
Spain - "	—	—	—	—	4,202	—	—	—	—	20,956
United States - "	—	—	—	—	14,921	—	—	—	—	58,220
Other Countries - "	—	—	—	—	1,627	—	—	—	—	7,346
	—	—	—	—	29,640	—	—	—	—	126,652
*Other Hides (II. C.) - Cwt.	—	—	—	—	3,172	—	—	—	—	9,930
Total Hides, Raw:										
United Kingdom - Cwt.	38,873	61,011	41,633	60,348	83,799	131,018	206,480	135,300	211,978	299,628
Austria-Hungary - "	109,295	141,896	170,299	219,892	178,772	467,371	608,312	729,437	939,047	786,057
Belgium - "	3,278	2,074	2,328	5,107	21,417	11,440	8,095	9,510	20,189	100,737
Bulgaria - "	2,103	2,661	6,749	14,253	5,649	7,270	11,100	22,945	48,009	21,843
France - "	7,372	8,199	6,584	17,508	25,584	34,345	32,805	23,088	48,564	96,727
Germany - "	815,118	338,541	341,433	342,058	389,429	1,313,365	1,353,839	1,440,550	1,494,164	1,733,521
Holland - "	14,454	14,676	14,121	15,161	42,624	53,837	60,428	60,065	54,372	179,409
Italy - "	115,580	94,003	118,776	102,280	133,164	528,895	467,314	599,030	491,937	673,645
Roumania - "	896	433	1,231	2,722	2,584	3,149	1,897	4,378	10,458	9,333
Spain - "	48,276	63,906	52,627	58,327	85,946	314,688	340,580	278,654	300,994	345,010

* Separately recorded from April 1912.

Exports of Principal Articles of Indian Produce and Manufactures, distinguishing Principal Countries to which Exported—continued.

ARTICLES AND COUNTRIES.	QUANTITIES.					VALUE.				
	1908-9.	1909-10.	1910-11.	1911-12.	1912-13.	1908-9.	1909-10.	1910-11.	1911-12.	1912-13.
Hides and Skins, Raw—cont.										
Total Hides, Raw—cont.										
Turkey in Europe - Cwt.	1,881	2,579	10,816	11,933	9,521	4,777	7,077	36,200	41,752	27,487
Egypt - - - - - "	900	1,397	114	117	195	1,865	5,134	479	303	386
Canada - - - - - "	0	1,548	1,110	1,437	5,902	0	6,056	4,774	6,016	25,514
United States - - - - - "	86,456	74,757	48,326	59,146	228,281	272,897	238,992	160,053	227,574	970,796
Ceylon - - - - - "	503	967	193	790	4,305	875	2,078	442	1,537	7,084
Straits Settlements - - - - - "	1,984	1,109	222	329	570	6,061	2,386	447	998	1,874
Turkey, Asiatic; Levant and Black Sea* - - - - - "	16,263	25,823	33,971	31,037	16,088	34,364	59,427	80,976	78,680	35,868
Other Countries - - - - - "	1,834	1,623	2,133	2,467	1,819	5,168	5,240	6,507	8,730	7,488
	765,066	837,208	852,066	944,917	1,209,049	3,189,835	3,417,740	3,597,895	3,985,302	5,372,407
Skins, Raw :										
Goat Skins (II. C.):										
United Kingdom - Cwt.	39,215	37,225	41,132	38,837	56,287	158,520	177,027	164,121	133,766	205,671
Austria-Hungary - - - - - "	107	811	607	535	1,295	640	5,317	3,906	4,440	8,125
Belgium - - - - - "	2,764	4,880	1,536	4,899	5,598	18,686	16,448	5,753	13,834	13,773
France - - - - - "	18,181	27,947	37,471	26,472	35,659	109,687	172,798	214,488	142,439	181,893
Germany - - - - - "	2,351	7,781	7,724	7,924	12,504	12,599	53,151	46,848	48,235	76,960
Holland - - - - - "	4,071	12,700	17,405	16,624	21,390	29,680	79,587	88,989	97,984	127,321
Canada - - - - - "	2,330	1,906	3,229	1,041	2,390	13,850	13,729	15,462	7,827	10,868
United States - - - - - "	374,015	479,904	390,361	379,214	331,266	1,858,614	2,283,320	1,632,471	1,608,114	1,628,537
Australia - - - - - "	5,015	5,729	9,366	5,757	4,495	27,101	32,530	48,572	28,452	24,218
Other Countries - - - - - "	168	250	102	504	70	1,127	1,278	494	2,515	332
	448,277	579,133	508,953	481,307	520,954	2,235,304	2,835,185	2,221,104	2,062,156	2,278,616
Sheep Skins (II. C.):										
United Kingdom - Cwt.	1,179	848	172	642	1,081	5,547	4,914	1,052	2,028	5,625
Germany - - - - - "	1,615	1,047	4,234	2,523	714	9,341	4,707	10,501	12,710	9,185
Holland - - - - - "	809	806	336	1,392	458	3,293	3,510	1,636	5,151	1,747
United States - - - - - "	4,266	12,999	16,744	23,200	28,986	17,950	58,719	67,097	108,505	142,936
Other Countries - - - - - "	1,423	776	2,008	573	420	4,112	3,997	6,701	2,527	1,742
	9,292	16,476	23,496	28,330	31,668	40,243	78,847	95,937	126,821	155,285
Other Skins (II. C.):										
Austria-Hungary - Cwt.	635	925	1,539	1,659	386	2,482	5,569	6,466	5,817	1,911
Germany - - - - - "	1,121	167	965	678	79	5,038	571	3,911	2,254	235
Italy - - - - - "	7,526	4,057	4,510	4,358	444	49,316	22,599	23,173	18,311	2,044
Spain - - - - - "	1,624	2,274	2,507	2,613	389	11,350	15,681	12,961	13,742	2,494
United States - - - - - "	3,994	11,876	5,958	12,725	1,163	18,387	57,717	25,001	55,096	5,494
Other Countries - - - - - "	1,150	1,424	1,934	1,576	238	6,598	5,238	8,793	6,219	1,497
	16,050	20,723	17,433	23,609	2,649	93,171	107,375	81,205	101,439	18,675
TOTAL, Skins, Raw - - - - - "	478,619	610,332	549,882	538,246	555,271	2,369,218	3,016,407	2,398,296	2,310,416	2,447,576
TOTAL, Hides and Skins, Raw (excluding Cuttings of Hides and Skins, raw) - - - - - "	1,238,635	1,453,540	1,401,948	1,478,163	1,764,320	5,559,103	6,434,147	5,996,131	6,295,718	7,819,983
†Cuttings of Hides and Skins (Raw) (II. C.):										
United States - - - - - Cwt.	—	—	—	—	25,898	—	—	—	—	19,999
Other Countries - - - - - "	—	—	—	—	6,961	—	—	—	—	5,502
	—	—	—	—	32,859	—	—	—	—	25,501
TOTAL, Hides and Skins, Raw - - - - - "	1,238,635	1,453,540	1,401,948	1,478,163	1,797,179	5,559,103	6,434,147	5,996,131	6,295,718	7,845,484
Horns, Tips, and Pieces of Horn and Hornmeal (II. J.):										
United Kingdom - Cwt.	19,532	24,701	23,126	34,720	32,380	28,938	35,032	32,587	44,185	45,440
Belgium - - - - - "	11,598	11,002	11,700	9,459	21,128	15,673	14,710	23,175	20,234	40,818
France - - - - - "	30,482	32,439	31,963	22,475	30,562	47,427	64,445	61,779	60,592	62,996
Germany - - - - - "	8,557	9,274	18,462	15,531	15,498	8,840	8,018	13,532	15,098	13,121
Other Countries - - - - - "	7,198	11,460	4,623	2,932	1,189	3,392	7,021	5,263	4,097	1,756
	77,257	88,876	84,874	85,147	100,757	104,270	129,226	156,336	144,206	164,140
Instruments, Apparatus, and Appliances and Parts thereof (III. E.) - - - - - "										
	—	—	—	—	—	1,302	1,693	3,061	6,466	5,237
Ivory, Unmanufactured (II. J.) - - - - - Lb.										
	5,196	4,896	2,217	2,391	3,652	2,019	1,895	1,033	635	1,559
Ivory, Manufactured (III. P.) - - - - - "										
	—	—	—	—	—	74	304	136	118	55
Jadestone (III. P.):										
China, Hong Kong - Cwt.	2,719	3,519	2,726	978	1,716	69,510	69,900	57,940	18,860	15,067
Other Countries - - - - - "	162	48	11	16	38	1,713	1,591	157	237	283
	2,881	3,567	2,737	994	1,754	71,223	71,491	57,997	19,097	15,370

* Figures prior to 1911-12 relate to the whole of Asiatic Turkey.

† Separately recorded from April 1912.

Exports of Principal Articles of Indian Produce and Manufactures, distinguishing
Principal Countries to which Exported—continued.

ARTICLES AND COUNTRIES.	QUANTITIES.					VALUE.				
	1908-9.	1909-10.	1910-11.	1911-12.	1912-13.	1908-9.	1909-10.	1910-11.	1911-12.	1912-13.
Jewellery (excluding imitation Jewellery and Precious Stones and Pearls, unset), also Plate of Gold and Silver:										
Jewellery (III. P.):						£	£	£	£	£
United Kingdom - - -	—	—	—	—	—	3,202	13,124	2,199	94,512	1,164
Other Countries - - -	—	—	—	—	—	488	3,427	1,365	982	1,311
	—	—	—	—	—	3,690	16,551	3,564	95,444	2,475
Plate of Gold and Silver (III. P.)	—	—	—	—	—	8,532	6,970	5,116	5,643	7,877
TOTAL, Jewellery and Plate	—	—	—	—	—	12,222	23,521	8,680	101,087	10,352
Lac:										
Button (II. B.):										
United Kingdom - Cwt.	16,595	27,784	17,402	16,251	25,959	81,997	96,364	59,541	58,604	91,716
Austria-Hungary - - -	1,188	1,661	1,353	1,595	1,240	5,935	5,668	4,374	5,475	4,152
France - - - - -	2,315	3,324	2,555	2,810	3,399	11,156	12,764	10,110	10,495	11,689
Germany - - - - -	6,502	6,792	5,961	5,913	7,246	33,487	22,014	18,333	18,510	25,721
United States - - -	3,706	3,168	2,469	1,508	1,047	17,673	26,057	7,816	4,853	3,941
Other Countries - - -	1,109	1,726	1,538	1,607	2,607	5,286	6,484	5,640	5,884	8,642
	31,415	49,455	31,278	29,684	41,498	155,534	169,351	105,814	103,821	145,741
Seed (II. B.):										
United Kingdom - Cwt.	2,845	1,112	3,696	4,492	3,377	19,535	3,805	15,469	15,881	11,354
Germany - - - - -	611	149	341	714	1,579	3,012	486	990	2,559	5,265
United States - - -	303	1	1,302	4,405	9,605	330	2	3,906	12,120	26,725
Other Countries - - -	0	0	37	62	771	0	0	83	191	2,388
	3,759	1,262	5,376	9,673	15,332	22,877	4,293	20,448	30,751	46,332
Shell (II. B.):										
United Kingdom - Cwt.	76,572	106,496	88,098	68,657	56,217	401,484	355,349	316,491	230,967	198,055
Austria-Hungary - - -	8,184	11,854	8,196	12,915	8,564	40,210	42,209	28,495	42,496	29,957
Belgium - - - - -	989	4,548	1,187	4,110	2,328	5,607	16,403	4,098	13,454	7,952
France - - - - -	14,768	14,698	21,087	21,225	24,548	74,221	52,953	76,128	72,026	88,308
Germany - - - - -	62,233	75,538	57,787	77,653	53,883	326,318	285,199	207,222	260,270	185,552
Holland - - - - -	8,917	14,719	14,229	10,897	8,221	47,313	55,259	49,512	36,208	28,474
Italy - - - - -	3,131	3,131	2,914	8,790	1,579	17,493	11,689	10,078	13,409	5,710
Russia - - - - -	584	329	0	894	1,356	3,207	1,167	0	2,813	5,080
United States - - -	143,083	222,859	158,660	138,720	170,698	703,720	793,821	570,588	470,201	597,757
Japan - - - - -	1,255	1,567	1,745	6,433	3,963	6,763	7,602	7,370	23,235	14,302
Australia - - - - -	1,351	1,848	1,168	2,427	1,963	6,742	7,028	4,592	9,256	7,269
Other Countries - - -	1,886	3,471	2,879	3,454	2,941	10,342	14,164	11,577	13,029	10,334
	322,953	461,056	357,940	351,175	336,176	1,643,420	1,642,843	1,286,151	1,187,414	1,173,750
Stick (II. B.):										
United Kingdom - Cwt.	698	2,397	410	586	16,191	2,378	5,044	1,095	2,130	24,977
United States - - -	3,784	0	0	725	73	12,517	0	0	1,308	127
Other Countries - - -	389	3,811	836	285	364	1,469	6,551	1,793	708	499
	4,871	6,208	1,246	1,596	16,628	16,364	11,595	2,893	4,146	25,603
Other Kinds (excluding Lac Dye) (II. B.):										
Germany - - - - -	12,231	18,675	20,873	17,843	10,365	18,232	10,762	9,931	8,238	6,277
United States - - -	5,557	18,012	4,112	14,227	2,560	6,540	8,661	2,018	6,520	1,680
Other Countries - - -	30	123	1,003	3,808	5,604	114	277	1,317	1,804	4,498
	17,818	36,815	25,788	35,878	18,529	24,936	19,700	13,266	16,562	12,455
TOTAL, Lac - - -	380,816	554,796	421,628	428,006	428,163	1,863,131	1,847,782	1,428,572	1,342,694	1,408,861
Leather:										
Hides, Tanned or Dressed:										
*Buffalo Hides (III. I.):										
United Kingdom - Cwt.	—	—	—	—	14,704	—	—	—	—	65,582
Egypt - - - - -	—	—	—	—	1,655	—	—	—	—	9,128
Other Countries - - -	—	—	—	—	645	—	—	—	—	3,902
	—	—	—	—	17,004	—	—	—	—	78,612
*Cow Hides (III. I.):										
United Kingdom - Cwt.	—	—	—	—	213,673	—	—	—	—	1,266,820
Other Countries - - -	—	—	—	—	1,756	—	—	—	—	11,180
	—	—	—	—	215,429	—	—	—	—	1,278,000

* Separately recorded from April 1912.

Exports of Principal Articles of Indian Produce and Manufactures, distinguishing Principal Countries to which Exported—continued.

ARTICLES AND COUNTRIES.	QUANTITIES.					VALUE.				
	1908-9.	1909-10.	1910-11.	1911-12.	1912-13.	1908-9.	1909-10.	1910-11.	1911-12.	1912-13.
Leather—cont.										
Hides, Tanned or Dressed—cont.										
*Other Hides (III. I.):						£	£	£	£	£
United Kingdom - Cwt.	—	—	—	—	698	—	—	—	—	5,727
Other Countries - "	—	—	—	—	132	—	—	—	—	939
"	—	—	—	—	830	—	—	—	—	6,666
Total Hides, Tanned or Dressed:										
United Kingdom - Cwt.	166,414	170,345	147,696	172,881	229,075	906,774	917,538	820,302	966,835	1,338,129
Germany - "	712	3,246	0	0	0	5,427	15,948	0	0	0
Egypt - "	1,571	2,059	1,720	1,524	1,665	8,202	10,966	9,411	8,634	9,185
United States - "	0	1,353	131	7	150	0	7,290	735	40	827
Other Countries - "	2,462	2,313	1,782	1,947	2,373	10,439	10,754	9,793	13,156	15,137
"	171,159	179,316	151,329	176,359	233,263	930,642	962,491	840,831	988,665	1,363,278
Skins, Tanned or Dressed:										
Goat Skins (III. I.):										
United Kingdom - Cwt.	63,652	54,819	63,961	78,492	56,644	844,733	752,661	971,062	1,094,029	799,780
Belgium - "	16	1,541	886	57	5	357	20,966	12,644	862	80
Germany - "	1,484	2,406	1,952	2,120	2,369	23,495	36,845	36,242	36,626	39,702
United States - "	9,518	5,289	3,199	2,837	2,641	121,220	65,611	39,617	35,150	31,584
Other Countries - "	335	302	574	159	82	4,601	3,744	7,167	2,271	759
"	75,005	64,357	75,572	83,665	61,741	994,406	879,827	1,066,782	1,168,938	871,905
Sheep Skins (III. I.):										
United Kingdom - Cwt.	43,432	40,640	40,395	38,306	34,944	557,054	523,925	515,882	498,643	468,344
Belgium - "	236	1,323	823	102	9	3,099	14,842	8,268	955	100
United States - "	10,741	11,472	9,936	11,647	13,382	139,531	137,938	139,443	153,602	172,840
Japan - "	3,965	4,556	7,450	8,732	9,129	45,919	51,395	82,197	94,955	102,278
Straits Settlements - "	3,959	4,131	3,520	2,580	2,469	44,660	45,200	39,041	29,894	28,687
Other Countries - "	856	455	663	714	422	9,911	4,462	6,271	7,666	4,444
"	63,189	62,582	62,792	62,081	60,355	800,474	777,762	785,100	785,715	776,893
Other Skins (III. I.):										
United Kingdom - Cwt.	4,331	4,394	4,026	7,541	8,291	26,492	25,503	25,705	46,269	56,053
Other Countries - "	13	12	10	39	20	153	152	111	349	204
"	4,344	4,406	4,036	7,580	8,311	26,645	25,655	25,816	46,618	56,257
TOTAL, Skins, tanned or dressed - "	142,538	131,345	142,400	153,826	130,407	1,821,525	1,683,244	1,877,788	2,001,271	1,705,055
TOTAL, Hides and Skins, tanned or dressed - "	313,697	310,661	293,729	329,685	363,670	2,752,367	2,645,735	2,727,069	2,989,936	3,068,333
Unwrought (III. I.) - Cwt.	476	653	513	727	776	6,122	6,865	7,744	8,181	9,697
Manufactures (excluding Boots and Shoes):										
Saddlery and Harness (III. I.)	—	—	—	—	—	1,393	1,234	5,474	1,418	1,622
Other Sorts (III. I.)	—	—	—	—	—	1,287	1,402	1,927	6,588	2,846
TOTAL, Leather	—	—	—	—	—	2,761,169	2,655,236	2,742,214	3,006,123	3,082,408
Liquors (I. D.) - Gals.	129	184	217,533	94,402	125,090	21	43	8,517	4,282	5,730
Machinery and Millwork of all Kinds (III. J.)	—	—	—	—	—	1,465	690	1,869	3,185	771
Manures:										
Bones (II. J.):										
United Kingdom - Tons	17,599	14,446	14,056	13,269	15,454	73,762	57,908	59,958	62,085	74,843
Belgium - "	16,816	22,812	23,282	29,894	33,322	70,905	97,303	101,940	137,803	159,332
France - "	13,584	15,526	13,249	13,419	17,089	57,013	66,331	57,833	62,280	81,788
Germany - "	8,535	8,274	9,952	9,553	13,006	34,965	35,487	44,526	47,604	65,627
Natal - "	1,100	784	825	750	300	4,624	3,309	3,467	3,750	1,436
United States - "	0	0	750	1,800	7,761	0	0	3,299	8,861	38,202
Ceylon - "	8,188	5,331	6,482	8,648	8,781	27,455	17,927	21,676	32,051	32,739
China, Hong-Kong - "	7	924	2,661	758	15	21	4,225	12,312	3,531	85
Japan - "	1,656	4,233	4,659	6,247	9,170	6,508	18,352	20,533	29,431	46,609
Australia - "	4,323	3,030	30	0	0	17,625	12,135	120	0	0
New Zealand - "	11,276	9,835	7,310	4,002	3,739	51,266	46,330	34,127	20,201	19,602
Other Countries - "	225	189	446	623	1,084	991	743	1,903	3,008	5,476
"	83,309	85,384	83,682	88,983	110,221	345,235	380,110	361,694	410,623	525,739

* Separately recorded from April 1912.

Exports of Principal Articles of Indian Produce and Manufactures, distinguishing
Principal Countries to which Exported—continued.

ARTICLES AND COUNTRIES.	QUANTITIES.					VALUE.				
	1908-9.	1909-10.	1910-11.	1911-12.	1912-13.	1908-9.	1909-10.	1910-11.	1911-12.	1912-13.
Manures—cont.										
Fish Manures and Guano (II. J.):						£	£	£	£	£
Ceylon - - - Tons	7,641	8,444	14,161	14,629	17,885	18,331	21,509	42,652	45,290	58,429
Straits Settlements - - "	2,172	2,617	2,192	3,157	3,242	8,972	10,359	8,967	12,780	14,464
Other Countries - - "	816	190	256	837	281	3,244	965	1,499	4,080	1,521
"	10,629	11,251	16,609	18,623	21,408	30,547	32,833	53,118	62,150	69,414
Other Kinds (II. J.):										
United Kingdom - - Tons	334	342	369	404	1,370	2,564	1,696	2,500	2,810	6,922
United States - - "	984	1,540	967	1,564	2,500	8,786	13,682	8,106	13,183	22,303
Ceylon - - - "	865	740	902	682	2,543	5,464	5,556	5,352	5,241	11,994
Other Countries - - "	188	585	1,614	1,656	1,925	1,149	3,842	11,042	9,445	9,671
"	2,371	3,207	3,852	4,306	8,338	17,963	24,776	27,000	30,629	50,890
TOTAL, Manures - - "	96,309	99,842	104,143	111,892	139,967	393,745	417,719	441,812	503,402	646,043
Mats and Matting (except Coir and Rubber) (III. P.)—Sq. yds.	339,320	476,203	397,620	373,849	370,986	2,726	2,610	2,440	2,724	3,121
Metals and Ores:										
Brass, Bronze, and similar Amalgams (III. L.):										
United Kingdom - - Cwt.	393	418	368	468	437	4,003	3,283	3,408	4,848	4,222
Other Countries - - "	1,718	1,557	2,072	2,547	2,634	9,569	10,040	11,794	15,455	16,337
"	2,111	1,975	2,440	3,015	3,071	13,592	13,323	15,202	20,303	20,559
Chromite (Chrome Iron Ore) (II. D.):										
United Kingdom - - Tons	58	2,770	2,149	3,370	2,275	235	8,592	7,004	8,175	6,388
France - - - "	2,709	855	0	0	812	6,966	2,279	0	0	2,587
Other Countries - - "	904	731	0	100	770	2,234	1,981	0	266	1,283
"	3,671	4,356	2,149	3,470	3,857	9,435	12,852	7,004	8,441	10,258
Copper:										
Ore (II. D.) - - Tons	6	10	25	580	438	66	24	50	4,657	4,061
Old and Wrought (III. L.) Cwt.	1,933	1,835	2,410	5,125	4,111	9,237	9,068	12,424	24,952	20,992
Iron or Steel:										
Ore (II. D.) - - Tons	0	2	0	0	14	0	10	0	2	48
Pig (III. K.):										
Japan - - - Tons	1,389	2,509	5,203	12,814	9,919	5,314	8,364	17,344	42,721	33,147
Australia - - - "	0	0	0	3,566	80,100	0	0	0	10,432	271,959
Other Countries - - "	1,230	646	1,606	2,221	2,595	4,673	2,174	5,858	7,413	8,686
"	2,619	3,155	6,809	18,601	92,614	9,987	10,538	22,702	60,566	313,792
Old for Re-manufacture (II. D.):										
Italy - - - Tons	643	9,517	5,228	4,445	9,036	985	16,167	7,662	6,949	14,162
Other Countries - - "	3,865	783	104	472	1,219	5,373	1,535	278	1,450	2,285
"	4,508	10,300	5,332	4,917	10,255	6,358	17,702	7,935	8,399	16,447
Manufactures (III. K.) Tons	824	514	723	770	1,341	8,111	6,983	10,050	11,219	15,861
TOTAL, Iron or Steel (excluding Ore) - - "	7,951	13,969	12,864	24,288	104,210	24,456	35,223	40,687	80,184	346,100
Lead (mainly Pig) (III. L.):										
United Kingdom - - Cwt.	2,533	136,286	248,207	197,528	120,667	1,505	90,875	178,312	186,269	95,344
China, Treaty Ports - - "	0	0	10,073	0	2,439	0	0	6,637	0	2,265
Other Countries - - "	222	1,820	7,261	6,257	28,093	204	1,183	4,895	4,305	27,324
"	2,755	138,106	265,541	203,785	151,199	1,709	92,058	189,844	190,574	124,934
Manganese Ore (II. D.):										
United Kingdom - - Tons	155,973	168,053	189,358	188,003	211,921	161,564	163,570	190,428	155,265	231,668
Belgium - - - "	105,344	104,935	137,680	148,357	171,066	153,503	134,307	163,025	167,479	184,287
France - - - "	52,652	61,715	99,640	107,171	112,223	70,699	79,365	122,719	116,658	123,244
Germany - - - "	664	1	1	7,200	7,250	1,098	3	8	8,120	9,060
Holland - - - "	5,900	16,700	15,450	29,075	23,850	6,211	17,562	15,450	29,075	27,935
Italy - - - "	3,950	0	0	0	6,600	5,267	0	0	0	7,920
United States - - "	113,530	148,940	130,850	106,271	168,600	108,126	132,550	121,028	100,095	164,654
Other Countries - - "	0	0	0	0	6,571	0	0	0	0	8,930
"	438,013	500,344	572,979	586,077	708,081	566,468	527,357	612,653	576,692	762,698

Exports of Principal Articles of Indian Produce and Manufactures, distinguishing Principal Countries to which Exported—continued.

ARTICLES AND COUNTRIES.	QUANTITIES.					VALUE.				
	1909-9.	1909-10.	1910-11.	1911-12.	1912-13.	1909-9.	1909-10.	1910-11.	1911-12.	1912-13.
Metals—cont.										
Tin:										
Ore (II. D.):										
Straits Settlements - Tons	26	115	101	109	178	£ 1,505	£ 9,945	£ 8,882	£ 10,909	£ 19,570
Other Countries - "	3	0	19	25	36	159	17	1,387	2,296	1,357
"	29	115	120	134	214	1,664	9,962	10,269	13,198	20,927
Wrought and Unwrought (III. L.) - Cwt.										
"	327	38	33	15	254	440	228	251	147	84
†Metals, Unenumerated (III. L.):										
United Kingdom - Cwt	104	1,851	9,621	14,268	1,118	78	8,474	33,827	56,628	2,757
France - "	100	1	800	1,678	0	275	40	3,200	6,461	0
Germany - "	220	0	1,732	11,978	0	33	1	6,648	40,346	0
Straits Settlements - "	0	2	140	5,234	0	0	9	700	20,406	0
Other Countries - "	60	32	208	1,149	2,090	372	414	2,156	6,590	3,285
"	484	1,886	12,501	34,207	3,208	758	8,988	46,531	130,481	6,052
*Ores, Unenumerated (II. D.):										
United Kingdom - Tons	—	—	—	—	466	—	—	—	—	38,701
Germany - "	—	—	—	—	924	—	—	—	—	88,583
Federated Malay States - "	—	—	—	—	226	—	—	—	—	20,894
Straits Settlements - "	—	—	—	—	140	—	—	—	—	12,978
Other Countries - "	—	—	—	—	10	—	—	—	—	800
"	—	—	—	—	1,766	—	—	—	—	161,954
TOTAL, Metals and Ores	450,050	525,968	602,283	576,856	826,872	567,825	706,448	934,915	1,049,581	1,478,667
Mica (II. J.):										
United Kingdom - Cwt.	18,248	18,684	21,827	24,129	36,786	87,383	85,470	100,318	122,246	202,405
Germany - "	2,881	4,804	7,406	8,110	12,115	12,044	14,098	25,382	30,457	50,686
Holland - "	2,616	2,891	4,549	4,671	4,020	9,204	10,163	14,786	21,002	15,740
United States - "	699	6,168	7,899	10,589	10,284	9,765	38,991	43,905	26,953	55,944
Ceylon - "	0	0	0	109	2,234	0	0	0	219	6,746
Other Countries - "	1,948	1,416	912	1,263	1,135	8,438	6,256	4,612	6,901	9,828
"	26,392	33,963	42,593	48,871	66,574	126,834	154,973	188,983	207,778	341,349
Oils:										
Animal (II. E.) - Gals.	69,186	40,361	74,126	123,429	68,785	2,613	2,132	3,560	5,430	3,209
Essential:										
*Lemongrass Oil (II. E.):										
France - Gals.	—	—	—	—	20,064	—	—	—	—	28,588
Germany - "	—	—	—	—	7,309	—	—	—	—	11,501
Other Countries - "	—	—	—	—	4,869	—	—	—	—	7,332
"	—	—	—	—	32,262	—	—	—	—	47,416
*Other Sorts (II. E.):										
United Kingdom - Gals.	—	—	—	—	1,530	—	—	—	—	5,245
France - "	—	—	—	—	1,986	—	—	—	—	7,367
Germany - "	—	—	—	—	1,545	—	—	—	—	6,321
Egypt - "	—	—	—	—	12,242	—	—	—	—	15,255
Other Countries - "	—	—	—	—	5,918	—	—	—	—	10,151
"	—	—	—	—	23,221	—	—	—	—	44,339
Total Essential:	3,495	3,020	3,444	3,237	3,486	4,208	4,912	9,218	8,304	8,205
United Kingdom - Gals.	6,466	8,125	9,975	15,238	22,070	8,582	11,744	17,746	30,456	35,950
France - "	3,095	5,329	4,213	5,640	8,854	6,646	9,584	11,044	15,428	17,822
Germany - "	11,523	5,780	10,786	9,839	12,242	18,733	9,073	15,815	13,508	15,255
Egypt - "	8,213	1,977	1,556	3,197	4,552	4,348	3,542	4,651	6,720	8,722
United States - "	4,381	3,756	4,620	4,825	4,279	5,878	4,707	6,033	8,188	5,901
Other Countries - "	32,173	27,967	34,594	41,964	55,468	43,385	43,562	64,007	82,599	91,755
Mineral:										
Kerosene (II. E.):										
China, Treaty Ports - Gals.	0	0	211,816	0	0	0	0	7,060	0	0
Federated Malay States - "	0	291,944	40,000	0	0	0	9,731	1,333	0	0
Straits Settlements - "	20	494,324	145,960	0	0	0	16,477	4,869	0	0
Other Countries - "	2,201	11,689	3,411	480	420	73	287	69	21	14
"	2,221	797,957	401,187	480	420	73	26,495	13,331	21	14

* Separately recorded from April 1912.

† Includes "Ores, unenumerated" prior to 1912-13.

I

Exports of Principal Articles of Indian Produce and Manufactures, distinguishing Principal Countries to which Exported—continued.

ARTICLES AND COUNTRIES.	QUANTITIES.					VALUE.				
	1908-9.	1909-10.	1910-11.	1911-12.	1912-13.	1908-9.	1909-10.	1910-11.	1911-12.	1912-13.
Oil Cakes:										
*Castor Cake (III. P.):						£	£	£	£	£
Ceylon - Cwt.	—	—	—	—	187,838	—	—	—	—	25,804
Other Countries - "	—	—	—	—	2,341	—	—	—	—	634
"	—	—	—	—	140,179	—	—	—	—	26,438
*Coconut Cake (Punac) (III. P.):										
Germany - Cwt.	—	—	—	—	124,472	—	—	—	—	40,710
Other Countries - "	—	—	—	—	8,602	—	—	—	—	753
"	—	—	—	—	128,074	—	—	—	—	41,463
*Cotton Cake (III. P.):										
United Kingdom - Cwt.	—	—	—	—	138,836	—	—	—	—	35,444
Other Countries - "	—	—	—	—	1,234	—	—	—	—	334
"	—	—	—	—	140,120	—	—	—	—	35,778
*Groundnut Cake (III. P.):										
United Kingdom - Cwt.	—	—	—	—	508,332	—	—	—	—	96,708
Germany - "	—	—	—	—	336,273	—	—	—	—	77,677
Ceylon - "	—	—	—	—	348,276	—	—	—	—	73,937
Java - "	—	—	—	—	20,692	—	—	—	—	5,457
Straits Settlements - "	—	—	—	—	32,918	—	—	—	—	8,009
Other Countries - "	—	—	—	—	11,434	—	—	—	—	2,557
"	—	—	—	—	1,247,925	—	—	—	—	265,885
*Linseed, Rape, and Sesamum Cake (III. P.):										
United Kingdom - Cwt.	—	—	—	—	235,675	—	—	—	—	98,147
Germany - "	—	—	—	—	83,880	—	—	—	—	10,205
Ceylon - "	—	—	—	—	437,153	—	—	—	—	180,727
Japan - "	—	—	—	—	666,104	—	—	—	—	183,042
Other Countries - "	—	—	—	—	17,189	—	—	—	—	4,504
"	—	—	—	—	1,439,991	—	—	—	—	422,285
*Others (III. P.):										
Ceylon - Cwt.	—	—	—	—	45,437	—	—	—	—	12,024
Japan - "	—	—	—	—	70,576	—	—	—	—	12,778
Other Countries - "	—	—	—	—	28,401	—	—	—	—	5,236
"	—	—	—	—	139,414	—	—	—	—	30,038
Total Oil Cakes:										
United Kingdom - Cwt.	797,798	771,708	627,595	740,187	933,805	188,628	179,696	149,650	177,957	226,898
Belgium - "	118,804	70,055	2,000	5,006	0	34,018	23,336	400	1,058	0
France - "	900	21,300	2,330	2,995	0	192	6,719	678	840	0
Germany - "	649,503	560,165	293,420	548,914	501,533	161,916	137,790	77,539	140,381	130,381
Ceylon - "	648,816	697,466	944,038	856,635	984,723	177,416	182,952	243,157	250,235	292,826
Japan - "	25,060	1	297,576	502,468	736,786	4,797	3	58,606	98,559	146,453
Java - "	77,620	48,480	25,800	8,820	20,692	19,670	12,178	6,820	1,984	5,457
Straits Settlements - "	40,107	40,778	64,670	85,955	46,241	8,552	9,410	15,021	8,138	11,048
Other Countries - "	8,327	5,168	38,737	63,406	31,893	2,419	1,282	7,723	11,718	7,724
"	2,366,935	2,215,121	2,294,856	2,764,436	3,235,703	597,608	553,366	559,504	690,920	821,387
Opium (III. D.):										
Mauritius - Cwt.	29	7	40	32	14	1,904	438	6,502	3,784	1,863
Ceylon - "	507	237	337	177	73	30,630	15,819	36,350	20,922	6,818
China, Hong-Kong - "	33,408	44,206	29,589	17,055	10,844	2,230,755	3,377,222	3,963,264	3,019,858	2,406,084
Treaty Ports - "	39,512	13,873	14,970	17,142	12,905	2,703,871	1,234,432	2,203,670	3,014,887	3,242,907
French Indo-China - "	2,052	2,999	1,489	3,115	1,180	118,933	207,287	207,722	325,500	99,018
Japan - "	0	0	0	624	1,392	0	0	0	76,817	120,545
Java - "	1,423	1,985	3,117	3,219	4,415	88,410	138,035	386,825	362,120	383,408
Macao - "	0	0	0	0	2,457	0	0	0	0	236,420
Siam - "	293	0	73	1,681	2,692	17,533	0	10,217	190,857	263,177
Straits Settlements - "	16,376	16,338	13,402	9,795	7,478	1,032,220	1,234,783	1,692,053	1,099,901	704,870
Sumatra - "	15	0	0	80	44	970	0	0	7,887	6,003
Other Countries - "	111	14	18	25	16	7,603	1,109	2,213	3,827	1,180
"	93,726	79,659	63,030	52,945	43,505	6,232,829	6,209,105	8,509,316	8,726,060	7,481,088
Paints and Painters' Materials (III. F.):										
United Kingdom - Cwt.	—	—	—	—	—	11,632	22,213	18,249	15,526	17,454
Other Countries - "	—	—	—	—	—	2,471	2,078	2,372	2,971	4,929
"	—	—	—	—	—	14,103	24,296	20,620	18,497	22,383

* Separately recorded from April 1912.

Exports of Principal Articles of Indian Produce and Manufactures, distinguishing Principal Countries to which Exported—continued.

ARTICLES AND COUNTRIES.	QUANTITIES.					VALUE.				
	1908-9.	1909-10.	1910-11.	1911-12.	1912-13.	1908-9.	1909-10.	1910-11.	1911-12.	1912-13.
Railway Plant and Rolling Stock (III. N.):						£	£	£	£	£
United Kingdom - - -	—	—	—	—	—	6,645	4,938	4,509	6,007	7,024
Other Countries - - -	—	—	—	—	—	90	138	355	93	680
	—	—	—	—	—	6,735	5,076	4,864	6,100	7,704
Rubber:										
Raw (II. J.):										
United Kingdom - Cwt.	1,778	1,062	2,414	5,199	9,473	18,854	19,112	56,155	121,125	243,541
Ceylon - - - - -	117	352	1,206	3,423	4,501	1,690	11,977	45,379	105,219	137,525
Straits Settlements - - -	15	23	170	228	566	84	239	1,960	2,939	10,889
Other Countries - - -	54	174	95	101	87	641	2,676	2,936	1,920	2,305
	1,964	1,611	3,885	8,951	14,627	21,269	33,994	106,450	230,603	394,260
Manufactures (III. P.)-	—	—	—	—	—	750	2,866	1,024	2,742	4,342
Salt (I. I.) - - - Tons	7,949	4,671	4,411	4,741	3,884	4,320	2,148	1,860	2,346	1,704
Seeds:										
Essential:										
Ajama (II. F.) - - Cwt.	11,570	2,814	2,478	2,115	2,871	6,807	1,644	1,457	1,340	1,962
Ajwan (II. F.):										
Germany - - - - Cwt.	6,792	39,022	12,353	14,210	19,055	3,171	17,910	3,597	3,789	5,135
Other Countries - - -	2,180	7,632	443	1,905	2,595	1,059	3,598	297	794	1,000
	8,972	46,654	12,796	15,515	21,650	4,230	21,508	3,894	4,583	6,135
Coriander (II. F.):										
Ceylon - - - - Cwt.	28,501	28,035	32,916	35,103	32,685	13,332	17,168	28,305	23,955	12,070
Straits Settlements - - -	36,828	35,359	45,298	45,428	44,338	16,276	20,195	38,986	28,034	18,505
Other Countries - - -	4,569	5,493	5,165	9,157	7,564	2,934	3,685	4,624	6,705	4,902
	69,898	68,887	83,379	89,688	84,587	32,542	41,048	72,005	58,694	35,477
Cummin (II. F.):										
Ceylon - - - - Cwt.	9,511	9,455	12,070	10,690	7,073	17,730	17,641	20,914	18,280	12,160
Straits Settlements - - -	8,256	8,589	9,502	8,752	9,085	10,635	11,909	18,558	11,804	10,882
Other Countries - - -	6,826	5,893	6,518	7,193	5,710	10,358	8,900	10,578	11,663	9,514
	24,593	23,937	28,090	26,635	21,868	38,773	38,450	45,045	41,747	32,562
Fennel (II. F.):										
United Kingdom - - Cwt.	0	0	2,611	7,559	14,373	0	0	2,407	6,209	11,100
Other Countries - - -	7,174	8,343	11,513	15,839	9,134	4,959	5,587	8,484	12,219	7,267
	7,174	8,343	14,124	23,398	23,507	4,959	5,587	10,891	18,428	18,367
Fenugreek (II. F.):										
Egypt - - - - Cwt.	24	44	133,482	23,392	69	17	23	67,905	12,735	47
Other Countries - - -	10,981	11,318	12,881	7,580	9,377	5,270	5,880	5,905	4,278	5,812
	11,005	11,362	146,363	30,972	9,646	5,287	5,883	78,710	17,013	5,859
Sawa or Dil (II. F.):										
United Kingdom - - Cwt.	10,782	8,320	16,128	7,420	1,256	5,035	3,757	7,555	3,408	862
Other Countries - - -	1,136	2,518	2,412	1,066	664	620	1,288	1,157	618	432
	11,918	10,838	18,540	8,486	1,920	5,655	5,045	8,712	4,026	1,294
Other Sorts (II. F.) - - -	2,241	1,174	1,486	2,301	3,583	1,644	1,025	1,132	1,876	2,575
TOTAL, Essential Seeds, }	147,371	174,009	307,256	199,110	169,632	99,897	119,600	216,846	147,715	104,231
Non-Essential:										
Castor (II. F.):										
United Kingdom - - Cwt.	803,628	1,026,783	1,114,251	1,109,255	1,022,399	342,135	454,881	570,418	541,794	501,752
Austria-Hungary - - -	5,841	1,889	0	2,000	1,500	2,362	770	0	993	0
Belgium - - - - -	207,093	285,160	294,688	289,305	204,184	83,818	123,673	140,896	141,074	104,114
France - - - - -	331,959	246,508	251,242	332,418	323,151	145,231	108,550	130,832	164,988	161,003
Germany - - - - -	109,603	32,310	150,202	73,683	110,443	45,643	36,434	76,447	35,942	55,792
Italy - - - - -	170,332	227,685	250,991	261,470	129,221	72,380	102,114	127,236	126,292	65,395
Russia - - - - -	19,953	7,999	4,000	10,511	3,500	8,063	3,703	1,933	4,989	1,608
Spain - - - - -	2,000	4,000	21,000	19,200	9,319	833	1,873	10,375	9,332	4,549
United States - - -	0	14,001	61,440	302,028	400,354	0	6,468	32,717	150,776	193,264
Other Countries - - -	7	4,439	224	5,002	8,540	4	1,948	125	2,344	4,700
	1,650,466	1,900,769	2,148,033	2,403,872	2,212,611	705,469	840,494	1,099,976	1,178,462	1,092,177

Exports of Principal Articles of Indian Produce and Manufactures, distinguishing Principal Countries to which Exported—continued.

ARTICLES AND COUNTRIES.	QUANTITIES.					VALUE.				
	1908-9.	1909-10.	1910-11.	1911-12.	1912-13.	1908-9.	1909-10.	1910-11.	1911-12.	1912-13.
Seeds—cont.										
Non-Essential—cont.										
Poppy (II. F.):						£	£	£	£	£
Belgium - Cwt.	231,953	229,531	180,222	203,829	58,266	164,069	145,902	121,760	142,155	47,601
France - "	435,865	499,977	597,000	368,047	355,925	303,736	314,211	415,966	378,973	279,060
Germany - "	120,305	116,249	71,294	91,170	47,949	83,956	74,682	48,531	65,044	39,379
Italy - "	0	0	10,002	6,963	0	0	0	6,885	4,791	0
Other Countries - "	2,405	7,383	3,232	8,858	5,913	1,611	4,629	2,385	6,492	4,739
	790,028	853,140	861,800	698,867	468,053	553,372	539,424	595,536	497,455	370,799
Rape (II. F.):										
United Kingdom - Cwt.	239,065	587,408	815,632	384,571	427,892	130,151	289,385	348,113	176,084	228,419
Austria-Hungary - "	51,209	204,669	123,793	80,549	24,932	27,578	92,356	59,348	41,964	13,837
Belgium - "	1,055,960	2,364,754	1,853,699	2,011,618	1,650,186	620,614	1,128,195	868,844	1,015,794	910,322
France - "	626,918	1,412,126	1,589,424	1,202,252	1,062,874	366,608	651,510	746,331	597,399	598,294
Germany - "	750,298	1,867,901	1,859,861	811,919	1,094,247	410,301	923,251	919,801	403,772	599,897
Holland - "	2,008	48,036	99,775	87,080	30,993	954	24,994	44,424	40,743	16,846
Italy - "	84,794	107,060	155,764	117,595	58,263	18,946	52,974	73,722	58,457	31,620
Russia - "	0	0	10,028	0	0	0	0	5,014	0	0
Spain - "	3,740	16,480	24,869	8,177	5,009	2,300	8,478	11,449	4,272	2,771
Japan - "	0	0	58,958	99	0	0	0	26,534	39	0
Other Countries - "	1,764	884	1,244	5,679	2,193	1,084	518	716	2,860	1,447
	2,765,776	6,629,313	6,593,047	4,709,539	4,356,589	1,579,536	3,122,161	3,104,296	2,341,384	2,408,453
Tea (II. F.):										
Ceylon - Cwt.	2,903	1,066	1,825	1,870	2,202	15,428	7,065	13,147	13,484	20,324
Java - "	1,612	1,933	3,236	6,721	9,349	13,177	15,995	20,336	61,406	69,534
Sumatra - "	0	0	0	300	1,779	0	0	0	3,943	19,931
Other Countries - "	17	264	88	19	8	77	1,763	788	152	40
	4,532	3,313	5,149	8,910	13,338	28,682	24,823	40,266	79,045	110,188
Til or Jinjili (II. F.):										
United Kingdom - Cwt.	0	14,089	1,201	727	1,018	0	6,553	821	539	714
Austria-Hungary - "	374,182	394,437	407,245	447,679	331,356	246,915	236,259	274,906	321,180	298,357
Belgium - "	248,626	713,722	456,056	420,736	351,702	164,541	435,661	306,576	300,563	279,599
France - "	577,558	1,299,723	1,681,597	449,585	434,503	366,287	756,650	1,087,577	315,098	341,841
Germany - "	162,373	246,727	190,002	212,210	171,819	110,455	148,802	125,458	153,461	131,044
Holland - "	0	9,997	0	28,000	3,999	0	5,665	0	19,033	2,800
Italy - "	197,549	211,883	494,330	260,640	103,549	128,725	125,163	291,080	189,185	81,774
Spain - "	10,730	22,165	26,000	7,202	391	6,659	12,538	17,208	4,920	300
Aden - "	4,265	2,570	792	327	7,563	8,222	1,705	567	242	6,626
Egypt - "	60,277	48,532	31,704	27,553	54,436	41,651	30,194	20,782	19,465	41,765
States in Arabia other than Muscat Territory and Trucial	0	1,211	1,959	2,306	7,145	0	809	1,448	1,671	5,695
Oman - "	13,293	7,396	11,224	35,391	26,352	7,397	3,621	6,263	22,259	17,237
Ceylon - "	8,439	11,178	4,420	4,035	8,338	6,220	7,148	2,903	3,201	7,065
Other Countries - "	1,657,292	2,983,630	3,246,530	1,896,391	1,557,171	1,084,072	1,772,768	2,135,589	1,850,861	1,215,783
Other Sorts (II. F.):										
Germany - Cwt.	32,621	10,328	11,852	27,256	2,099	18,203	3,556	4,529	11,810	939
Other Countries - "	9,518	8,034	19,023	10,019	24,261	4,664	3,988	7,903	4,800	10,430
	42,139	18,362	30,875	37,275	26,360	22,867	7,494	12,432	16,610	41,378
TOTAL Seeds, Non-Essential	16,490,450	27,506,695	31,125,617	29,814,420	24,341,792	8,036,813	12,860,973	17,058,252	18,572,168	15,022,009
*Other than Oil Seeds (II. F.):					18,231					8,827
Germany - Cwt.	—	—	—	—	7,021	—	—	—	—	4,769
Other Countries - "	—	—	—	—	25,252	—	—	—	—	13,596
	16,667,821	27,680,704	31,432,873	30,013,530	24,536,676	8,188,710	12,980,663	17,275,098	18,719,883	15,139,836
TOTAL, Seeds										
Shells and Cowries (II. J.):										
United Kingdom - Cwt.	2,913	4,516	2,869	3,647	3,918	6,146	12,648	12,500	14,551	15,968
Other Countries - "	366	1,560	2,871	1,137	1,151	430	1,232	3,469	1,049	2,098
	3,279	6,076	5,740	4,784	5,069	6,576	13,880	15,969	15,600	18,066
Ships, Parts of (including Launches and Boats) (III. P.)						460	503	1,248	1,565	2,546

* Separately recorded from April 1912.

Exports of Principal Articles of Indian Produce and Manufactures, distinguishing
Principal Countries to which Exported—continued.

ARTICLES AND COUNTRIES.	QUANTITIES.					VALUE.				
	1908-9	1909-10.	1910-11.	1911-12.	1912-13.	1908-9.	1909-10.	1910-11.	1911-12.	1912-13.
Specimens illustrative of Natural Science (IV.):						£	£	£	£	£
United Kingdom	—	—	—	—	—	11,097	7,720	8,454	9,580	10,429
Other Countries	—	—	—	—	—	985	957	967	1,989	4,258
						12,082	8,677	9,421	11,569	14,687
Spices:										
Betelnuts (I. F.) - Lb.	382,642	293,154	402,907	421,496	465,515	6,460	5,234	6,916	7,005	7,561
Cardamoms (I. F.):										
United Kingdom - Lb.	81,807	145,749	116,257	72,726	65,086	5,770	10,038	9,899	5,631	9,851
Ceylon - "	112	43,110	28,946	9,717	34,071	7	2,921	2,247	510	5,424
Turkey, Asiatic: Persian Gulf* - "	59,271	70,595	21,142	11,428	10,979	4,893	5,582	1,771	1,078	1,267
Other Countries - "	118,235	149,540	192,575	208,681	156,835	9,608	11,962	16,542	19,874	21,223
	259,425	405,994	358,920	302,552	266,971	20,278	30,503	30,459	27,088	37,765
Chillies (I. F.):										
United States - Lb.	0	0	0	1,100,020	184,100	0	0	0	13,297	1,477
Ceylon - "	7,797,177	6,891,038	8,480,565	10,123,583	9,609,267	79,988	79,683	100,392	98,376	93,577
Straits Settlements - "	3,158,520	4,041,610	2,426,536	2,642,335	4,277,366	29,419	45,808	23,723	23,168	36,333
Other Countries - "	524,660	387,272	521,900	1,367,745	1,016,837	4,325	3,960	5,399	12,704	8,352
	11,480,357	11,319,920	11,429,001	15,233,683	15,087,570	113,732	129,451	130,014	147,545	139,739
Ginger (I. F.):										
United Kingdom - Lb.	1,857,904	2,073,924	2,350,478	2,453,186	2,113,916	27,334	35,821	44,223	43,416	34,365
Austria-Hungary - "	440,734	134,414	268,156	395,598	403,200	6,696	2,387	5,553	7,785	6,897
Germany - "	774,926	357,893	667,032	511,826	799,773	10,928	6,423	12,841	9,838	14,080
United States - "	937,916	1,360,072	737,988	600,376	1,063,412	11,781	16,799	12,684	9,580	13,497
Aden - "	1,266,565	1,419,397	1,390,939	1,193,776	2,432,919	16,031	19,054	23,457	20,888	40,541
States in Arabia other than Muscat Territory and Trucial Oman - "	1,400	47,684	949,656	1,028,175	1,138,340	23	707	16,362	18,495	19,193
Turkey, Asiatic: Persian Gulf* - "	868,911	1,010,558	353,766	244,940	314,178	11,064	13,393	6,267	4,378	5,647
Other Countries - "	1,092,299	937,050	1,132,746	1,298,820	1,634,922	12,875	12,880	18,857	21,770	24,200
	7,240,655	7,340,992	7,850,141	7,726,647	9,950,660	96,732	107,464	140,244	136,148	158,425
Pepper (I. F.):										
United Kingdom - Lb.	490,551	925,152	647,382	1,159,884	1,097,154	8,574	16,945	11,041	23,635	23,090
Austria-Hungary - "	235,200	716,800	156,800	446,040	123,200	3,707	11,680	2,638	9,100	2,633
France - "	28,000	175,000	3,649,662	4,503,772	3,426,984	417	2,672	66,859	89,461	72,815
Germany - "	1,753,080	2,743,968	1,326,920	2,431,772	1,380,266	27,527	42,402	22,724	50,002	29,147
Holland - "	272,860	352,800	67,200	56,000	22,456	4,589	5,583	1,047	1,060	468
Italy - "	2,891,560	2,250,540	2,784,040	1,951,600	2,075,920	47,800	35,913	46,301	39,920	44,034
Egypt - "	184,355	207,848	92,148	258,407	178,080	3,973	4,365	1,875	5,062	4,037
United States - "	969,152	2,944,400	1,720,908	1,452,360	1,422,064	13,996	46,143	27,205	28,785	29,993
Aden - "	58,634	125,004	88,501	181,842	241,080	1,229	2,374	1,587	4,383	5,250
States in Arabia other than Muscat Territory and Trucial Oman - "	109,584	12,172	170,029	283,281	252,078	1,623	224	3,349	4,857	5,661
Persia - "	399,889	241,183	242,480	276,778	453,866	8,274	4,949	5,368	6,718	10,790
Turkey, Asiatic: Persian Gulf* - "	857,572	527,925	878,724	473,802	992,615	15,198	9,978	19,424	10,802	23,822
Other Countries - "	693,556	722,223	972,750	1,030,923	903,881	13,145	13,466	19,272	23,254	20,208
	8,943,993	11,985,015	12,797,524	14,455,456	12,569,644	149,992	196,694	223,685	297,034	271,948
Other Sorts of Spices (I. F.)	196,870	168,468	204,339	242,244	319,369	3,028	2,970	3,299	4,554	6,137
TOTAL, Spices	23,503,942	31,513,543	33,042,832	38,382,078	38,659,729	390,222	472,316	539,617	619,374	621,875
Stationery (excluding Paper) (III. M.)	—	—	—	—	—	2,762	3,040	3,654	3,797	5,023
Stone and Marble (III. P.) Cwt.	85,838	56,386	64,945	49,445	64,197	4,681	5,798	4,849	4,470	8,409
Sugar:										
Sugar, 16 Dutch Standard and above, including Confectionery (I. G.):										
Aden - Cwt.	3,338	2,486	3,456	2,781	8,614	2,848	2,048	3,176	2,644	8,850
Ceylon - "	7,124	5,890	6,341	7,493	5,777	4,725	3,899	5,007	5,973	3,842
Other Countries - "	10,263	13,026	16,985	15,114	17,906	9,455	11,989	16,527	14,407	18,412
	20,725	21,402	26,782	25,388	32,297	17,028	17,916	24,710	23,024	31,104

* Figures prior to 1911-12 relate to the whole of Asiatic Turkey.

Exports of Principal Articles of Indian Produce and Manufactures, distinguishing Principal Countries to which Exported—continued.

ARTICLES AND COUNTRIES.	QUANTITIES.					VALUE.				
	1908-9.	1909-10.	1910-11.	1911-12.	1912-13.	1908-9.	1909-10.	1910-11.	1911-12.	1912-13.
Textiles—cont.										
Cotton—cont.						£	£	£	£	£
Raw—cont.										
Ceylon - Cwt.	10,278	7,104	5,824	8,122	6,683	20,261	17,134	16,022	24,006	17,151
China, Hong-Kong - "	97,653	106,122	91,850	42,016	78,763	186,093	243,005	258,054	128,065	205,971
Treaty Ports - "	122,478	239,577	67,590	48,097	118,007	252,300	576,131	179,129	129,607	315,487
French Indo-China - "	13,407	8,696	9,550	1,830	0	26,115	20,307	27,893	6,075	0
Japan - "	2,226,446	3,303,375	2,852,453	3,514,651	3,591,768	4,467,634	8,023,896	8,253,427	9,475,689	9,664,544
Straits Settlements - "	3	3,208	10	3,336	1,283	7	7,104	14	7,825	3,305
Australia - "	3,396	5,485	7,425	8,769	5,331	6,736	12,197	17,576	20,174	12,195
Other Countries - "	5,772	2,886	8,711	12,783	9,242	5,360	4,192	13,119	13,373	12,454
	6,798,411	8,968,043	8,686,400	7,328,523	7,377,512	13,178,998	20,954,996	24,037,051	19,683,627	18,890,196
Twist and Yarn :										
†Mule and Water, Nos. 1 to 10 (III. O.):										
United Kingdom - Lb.	—	—	—	—	632,044	—	—	—	—	16,785
Turkey, European - "	—	—	—	—	481,200	—	—	—	—	13,891
Egypt - "	—	—	—	—	1,118,100	—	—	—	—	31,886
Aden - "	—	—	—	—	896,000	—	—	—	—	28,444
Bahrein Islands - "	—	—	—	—	313,400	—	—	—	—	8,512
China, Hong-Kong - "	—	—	—	—	43,561,102	—	—	—	—	1,940,779
China, Treaty Ports - "	—	—	—	—	44,474,050	—	—	—	—	1,340,558
Persia - "	—	—	—	—	193,200	—	—	—	—	5,323
Straits Settlements - "	—	—	—	—	387,200	—	—	—	—	11,321
Turkey, Asiatic—	—	—	—	—	—	—	—	—	—	—
Levant and Black Sea - "	—	—	—	—	2,052,639	—	—	—	—	53,683
Persian Gulf - "	—	—	—	—	676,800	—	—	—	—	18,303
Other Countries - "	—	—	—	—	559,547	—	—	—	—	16,010
	—	—	—	—	95,350,282	—	—	—	—	2,890,495
†Mule and Water, Nos. 11 to 20 (III. O.):										
Egypt - Lb.	—	—	—	—	984,700	—	—	—	—	33,764
Aden - "	—	—	—	—	683,782	—	—	—	—	26,949
China, Hong-Kong - "	—	—	—	—	50,593,862	—	—	—	—	1,694,954
Treaty Ports - "	—	—	—	—	44,505,105	—	—	—	—	1,502,518
Persia - "	—	—	—	—	1,263,350	—	—	—	—	50,772
Straits Settlements - "	—	—	—	—	998,400	—	—	—	—	33,264
Turkey, Asiatic—	—	—	—	—	—	—	—	—	—	—
Levant and Black Sea - "	—	—	—	—	2,514,750	—	—	—	—	86,400
Persian Gulf - "	—	—	—	—	1,145,200	—	—	—	—	41,533
Other Countries - "	—	—	—	—	597,831	—	—	—	—	21,596
	—	—	—	—	103,286,980	—	—	—	—	3,491,650
†Mule and Water, Nos. 21 to 30 (III. O.):										
China, Hong-Kong - Lb.	—	—	—	—	190,800	—	—	—	—	5,985
Java - "	—	—	—	—	120,600	—	—	—	—	4,908
Persia - "	—	—	—	—	308,400	—	—	—	—	14,677
Straits Settlements - "	—	—	—	—	2,335,850	—	—	—	—	91,145
Other Countries - "	—	—	—	—	144,301	—	—	—	—	6,069
	—	—	—	—	3,099,951	—	—	—	—	122,684
†Mule and Water, Nos. 31 to 40 (III. O.):										
Siam - Lb.	—	—	—	—	103,600	—	—	—	—	5,137
Straits Settlements - "	—	—	—	—	184,400	—	—	—	—	8,481
Other Countries - "	—	—	—	—	54,800	—	—	—	—	2,361
	—	—	—	—	342,800	—	—	—	—	16,549
†Mule and Water, above No. 40 (III. O.) - Lb.	—	—	—	—	1,500	—	—	—	—	95
†Orange Red and other Colours, Nos. 1 to 20 (III. O.):										
Aden - Lb.	—	—	—	—	289,400	—	—	—	—	12,712
Ceylon - "	—	—	—	—	204,611	—	—	—	—	10,949
Other Countries - "	—	—	—	—	885,452	—	—	—	—	15,667
	—	—	—	—	829,463	—	—	—	—	39,328

† Separately recorded from April 1912.

Exports of Principal Articles of Indian Produce and Manufactures, distinguishing Principal Countries to which Exported—continued.

ARTICLES AND COUNTRIES.	QUANTITIES.					VALUE.				
	1908-9.	1909-10.	1910-11.	1911-12.	1912-13.	1908-9.	1909-10.	1910-11.	1911-12.	1912-13.
Textiles—cont.										
Cotton—cont.										
Twist and Yarn—cont.										
*Orange Red and other Colours, Nos. 21 to 40 (III. O.):						£	£	£	£	£
Aden - Lb.	—	—	—	—	130,018	—	—	—	—	6,748
Straits Settlements - "	—	—	—	—	572,630	—	—	—	—	27,640
Other Countries - "	—	—	—	—	203,283	—	—	—	—	10,346
	—	—	—	—	905,931	—	—	—	—	44,734
*Orange Red and other Colours, above No. 40 (III. O.) - Lb.	—	—	—	—	1,898	—	—	—	—	128
*Unspecified Descriptions of Twist and Yarn (III. O.) - Lb.	—	—	—	—	142,502	—	—	—	—	5,567
Total Twist and Yarn:										
United Kingdom - Lb.	2,159,690	855,067	707,640	879,015	670,195	50,553	21,973	19,109	25,263	18,263
Austria-Hungary - "	544,600	330,815	145,277	77,213	94,000	13,019	8,158	4,090	2,175	2,571
Belgium - "	328,988	16,585	4,000	2,400	0	8,478	373	100	80	0
Bulgaria - "	636,410	326,600	158,000	107,600	19,600	13,379	8,233	4,376	3,246	419
Germany - "	428,919	3	10	63	25	10,315	0	0	0	1
Malta and Gozo - "	132,400	131,600	129,200	197,760	172,465	3,073	3,278	3,766	6,111	5,259
Turkey in Europe - "	473,240	52,840	105,600	285,200	517,600	10,798	1,414	3,004	8,169	15,232
Egypt - "	2,094,620	2,415,316	2,969,776	1,769,450	2,108,000	55,149	67,059	96,485	56,106	65,891
Africa, East, Italian (Eritrea and Somali land) - "	93,060	127,135	188,644	54,172	55,210	2,132	4,079	6,556	1,892	2,241
Tripoli - "	34,800	40,000	46,000	26,000	151,200	889	1,121	1,228	950	5,177
Zanzibar and Pemba - "	62,988	27,978	41,650	321,692	52,100	1,653	780	1,256	8,925	1,877
Aden - "	1,637,230	1,900,181	1,910,398	2,253,123	2,085,400	43,520	55,838	62,646	79,965	78,692
Bahrain Islands - "	132,200	151,340	235,312	361,200	330,768	2,849	3,430	6,173	10,011	9,318
Ceylon - "	312,375	770,776	222,625	252,295	307,069	16,917	24,790	10,774	12,641	15,047
China, Hong-Kong - "	90,737,748	83,740,433	80,878,533	55,933,830	94,345,774	2,532,470	2,342,112	2,520,845	1,861,769	3,041,619
Treaty Ports - "	117,309,700	116,564,623	77,961,256	73,362,986	89,002,755	3,152,908	3,302,718	2,399,261	2,410,814	2,844,119
Japan - "	375,600	0	0	33	0	9,390	0	0	8	0
Java - "	752,420	927,175	1,351,438	1,018,050	237,550	26,030	34,539	55,426	43,324	9,758
Muscat Territory and Trucial Oman - "	404,495	389,954	326,040	327,715	301,269	14,253	14,497	12,741	14,468	12,904
Other States in Arabia - "	24,000	37,000	185,222	254,253	196,500	500	1,377	6,599	9,049	7,762
Persia - "	1,757,500	2,342,070	2,541,335	1,587,326	1,874,450	64,488	86,211	99,837	65,408	76,377
Siam - "	354,620	556,000	192,000	167,600	286,550	10,944	19,959	6,938	7,191	11,331
Straits Settlements - "	4,499,204	5,087,553	3,118,024	4,485,296	4,575,650	143,868	166,580	113,098	174,807	175,884
Turkey, Asiatic:—										
Levant and Black Sea - "	9,781,635	10,411,028	9,892,676	4,788,530	4,588,589	255,093	293,654	311,017	156,860	145,127
Persian Gulf - "	400,867	162,416	114,390	2,810,933	1,870,600	10,519	5,563	4,074	94,843	61,647
Other Countries - "	—	—	—	165,095	129,038	—	—	—	5,631	4,624
	235,469,069	227,364,438	183,425,046	151,498,835	203,961,357	6,453,687	6,472,726	5,749,369	5,060,097	6,112,230
Manufactures:										
Canvas (III. O.) - Yds.	23,155	29,728	48,200	111,010	6,210	677	526	1,058	2,945	109
Handkerchiefs and Shawls in the piece (III. O.):										
United Kingdom - No.	1,980,700	1,679,048	1,941,130	2,632,510	1,794,902	65,306	58,525	71,305	95,764	71,238
Other Countries - "	163,461	206,722	183,365	236,342	154,648	5,831	6,418	6,861	5,920	4,509
	2,124,161	1,886,370	2,124,495	2,868,852	1,949,550	71,137	64,943	78,166	101,690	75,747
	—	—	—	—	—	4,424	6,457	13,094	10,329	10,926
Hosiery (III. O.)										
Lace and Patent Net (III. O.) - Yds.	1,515	0	72	0	—	23	0	4	0	—
Piece Goods:										
Grey (Unbleached):										
*Chadars and Dhutis (III. O.):					3,503,968	—	—	—	—	49,192
East Africa, German - Yds.	—	—	—	—	—	—	—	—	—	20,487
Portuguese - "	—	—	—	—	—	—	—	—	—	10,517
East African Protectorate - "	—	—	—	—	—	—	—	—	—	7,236
Aden - "	—	—	—	—	—	—	—	—	—	17,978
Other Countries - "	—	—	—	—	—	—	—	—	—	114,410
	—	—	—	—	7,969,635	—	—	—	—	—
*Drills and Jeans (III. O.) - Yds.	—	—	—	—	421,282	—	—	—	—	5,845

† Figures prior to 1911-12 relate to the whole of Asiatic Turkey.
 * Separately recorded from April 1912.
 † Included with "Other Sorts of Manufactures" from April 1912.

Exports of Principal Articles of Indian Produce and Manufactures, distinguishing
Principal Countries to which Exported—continued.

ARTICLES AND COUNTRIES.	QUANTITIES.					VALUE.				
	1908-9.	1909-10.	1910-11.	1911-12.	1912-13.	1908-9.	1909-10.	1910-11.	1911-12.	1912-13.
Textiles—cont.										
Cotton—cont.										
Manufactures—cont.										
Piece Goods—cont.										
Grey (unbleached)—cont.						£	£	£	£	£
†T. Cloth and Domestic (III. O.):										
Africa, East, German - Yds.	—	—	—	—	2,291,100	—	—	—	—	23,213
" " Portu- guese - - - - - "	—	—	—	—	2,389,955	—	—	—	—	17,668
East African Protec- torate - - - - - "	—	—	—	—	1,709,130	—	—	—	—	16,975
Aden - - - - - "	—	—	—	—	5,171,143	—	—	—	—	61,570
China, Treaty Ports - - - - - "	—	—	—	—	602,360	—	—	—	—	5,168
Persia - - - - - "	—	—	—	—	2,969,390	—	—	—	—	30,078
Siam - - - - - "	—	—	—	—	1,704,688	—	—	—	—	15,240
Turkey, Asiatic: Per- sian Gulf - - - - - "	—	—	—	—	2,831,858	—	—	—	—	25,912
Other Countries - - - - - "	—	—	—	—	1,259,604	—	—	—	—	13,204
	—	—	—	—	20,923,228	—	—	—	—	208,428
†Shirtings (III. O.):										
Turkey, Asiatic: Per- sian Gulf - - - - - Yds.	—	—	—	—	690,776	—	—	—	—	6,907
Other Countries - - - - - "	—	—	—	—	1,114,686	—	—	—	—	11,062
	—	—	—	—	1,795,462	—	—	—	—	17,959
†Other Sorts (III. O.):										
Africa, East, German - Yds.	—	—	—	—	1,137,556	—	—	—	—	13,354
" " Portu- guese - - - - - "	—	—	—	—	732,407	—	—	—	—	5,620
East African Protec- torate - - - - - "	—	—	—	—	590,747	—	—	—	—	6,966
Mauritius - - - - - "	—	—	—	—	1,665,700	—	—	—	—	19,225
Aden - - - - - "	—	—	—	—	3,196,125	—	—	—	—	34,398
Bahrein Islands - - - - - "	—	—	—	—	734,245	—	—	—	—	8,387
Persia - - - - - "	—	—	—	—	620,670	—	—	—	—	6,769
Turkey, Asiatic: Per- sian Gulf - - - - - "	—	—	—	—	2,200,350	—	—	—	—	23,037
Other Countries - - - - - "	—	—	—	—	2,063,363	—	—	—	—	24,186
	—	—	—	—	12,981,163	—	—	—	—	141,942
Total Grey, unbleached:										
Africa, East, German - Yds.	3,983,674	5,877,000	5,361,300	5,539,781	6,941,872	42,792	65,789	62,015	64,152	35,786
" " Italian (Eritrea and Somali- land) - - - - - "	1,671,540	1,445,833	1,304,945	583,146	386,988	14,056	12,355	11,173	5,203	3,974
Africa, East, Portu- guese - - - - - "	4,934,649	6,418,545	5,850,394	3,658,538	4,643,057	40,392	49,877	47,096	33,501	44,542
East African Protec- torate - - - - - "	2,046,636	2,864,712	3,596,268	3,055,584	3,707,987	19,546	30,053	33,085	34,061	42,858
Egypt - - - - - "	2,214,663	1,751,218	1,939,381	1,951,269	1,041,567	21,819	18,262	20,520	19,169	11,170
Mauritius - - - - - "	1,496,113	1,503,465	1,452,840	1,437,875	1,717,952	14,487	15,700	15,744	16,812	19,912
Zanzibar and Pemba - - - - - - "	930,610	1,208,669	1,224,170	1,124,687	600,572	9,472	12,509	13,181	12,483	7,247
Aden - - - - - "	7,954,014	8,227,013	8,083,713	7,655,995	9,048,517	80,294	83,304	83,710	82,198	105,750
Bahrein Islands - - - - - "	519,380	1,044,698	1,218,902	1,275,703	969,795	4,774	9,637	12,013	12,677	10,173
China, Treaty Ports - - - - - - "	3,336,264	5,210,935	1,777,293	193,896	855,160	29,796	46,637	15,978	1,147	7,418
Muscat Territory and Trucial Oman - - - - - "	289,849	637,141	769,118	821,136	844,560	2,780	6,148	7,956	8,570	9,960
Other States in Arabia - - - - - "	0	37,432	790,798	350,083	298,173	0	279	7,622	3,653	3,186
Persia - - - - - "	2,391,305	5,419,215	2,778,303	4,206,314	3,782,492	23,745	51,641	27,220	42,869	38,915
Siam - - - - - "	1,791,938	1,889,815	1,649,423	1,311,198	2,132,450	17,711	16,061	15,378	12,628	20,643
Straits Settlements - - - - - - "	303,882	458,058	505,832	652,843	846,170	3,860	5,914	7,442	9,408	12,569
Turkey, Asiatic: Per- sian Gulf* - - - - - "	8,809,347	8,634,536	18,117,179	5,568,352	5,713,584	88,113	83,462	172,449	54,500	55,884
Other Countries - - - - - "	893,215	347,743	469,785	581,393	559,874	10,506	5,459	7,406	7,702	9,597
	43,572,079	52,976,078	56,379,644	39,907,733	44,090,770	424,092	513,217	564,988	420,742	488,584
White (bleached) (III. O.)										
Yds.	239,149	318,537	442,369	523,570	346,270	8,318	10,937	13,655	10,239	11,180
Coloured, Printed or Dyed:										
†Lungs and Saris (III. O.):										
Ceylon - - - - - Yds.	—	—	—	—	8,736,472	—	—	—	—	174,277
Federated Malay States - - - - - "	—	—	—	—	606,178	—	—	—	—	24,570
Straits Settlements - - - - - - "	—	—	—	—	12,988,756	—	—	—	—	337,911
Sumatra - - - - - "	—	—	—	—	328,860	—	—	—	—	7,611
Other Countries - - - - - "	—	—	—	—	1,645,356	—	—	—	—	25,795
	—	—	—	—	24,305,620	—	—	—	—	620,164
†Drills and Jeans (III. O.) Yds.	—	—	—	—	208,662	—	—	—	—	4,232

* Figures prior to 1911-12 relate to the whole of Asiatic Turkey.

† Separately recorded from April 1912.

Exports of Principal Articles of Indian Produce and Manufactures, distinguishing Principal Countries to which Exported—continued.

ARTICLES AND COUNTRIES.	QUANTITIES.					VALUE.				
	1908-9.	1909-10.	1910-11.	1911-12.	1912-13.	1908-9.	1909-10.	1910-11.	1911-12.	1912-13.
Textiles—cont.										
Cotton—cont.										
Manufactures—cont.										
Piece Goods—cont.										
Coloured, Printed or Dyed—cont.										
*Other Sorts (III. O.):						£	£	£	£	£
Africa, East, German - Yds.	—	—	—	—	351,614	—	—	—	—	6,100
Africa, East, Portuguese	—	—	—	—	599,762	—	—	—	—	9,749
East African Protectorate	—	—	—	—	1,210,905	—	—	—	—	19,575
Egypt	—	—	—	—	601,963	—	—	—	—	9,371
Aden	—	—	—	—	2,269,539	—	—	—	—	33,317
Bahrain Islands	—	—	—	—	541,386	—	—	—	—	8,694
Ceylon	—	—	—	—	572,261	—	—	—	—	13,588
Muscat Territory and Trucial Oman	—	—	—	—	832,937	—	—	—	—	12,428
Persia	—	—	—	—	2,069,447	—	—	—	—	31,207
Siam	—	—	—	—	2,418,462	—	—	—	—	44,811
Straits Settlements	—	—	—	—	1,299,659	—	—	—	—	22,862
Turkey, Asiatic; Persian Gulf	—	—	—	—	2,540,294	—	—	—	—	30,258
Other Countries	—	—	—	—	2,233,261	—	—	—	—	32,450
	—	—	—	—	17,561,490	—	—	—	—	274,910
Total Coloured, printed or dyed:										
United Kingdom - Yds.	235,831	131,893	279,594	306,085	217,856	5,407	1,908	3,914	4,178	3,688
Africa, East, German - Italian	557,866	1,077,853	1,109,967	1,027,219	742,037	6,846	18,142	12,727	12,258	10,805
(Eritrea and Somaliland)	164,198	356,569	329,911	436,505	355,669	2,224	4,436	4,717	5,420	4,436
Africa, East, Portuguese	574,729	635,892	793,209	661,255	681,722	8,891	8,761	12,558	11,509	10,787
East African Protectorate	253,468	275,650	533,618	807,747	1,458,181	3,450	3,648	7,130	11,927	22,416
Egypt	685,880	631,374	844,980	686,932	727,953	10,935	10,817	13,748	11,336	11,870
Mauritius	445,719	537,483	803,048	411,598	534,073	6,844	7,945	13,652	7,908	8,159
Natal	351,368	223,618	196,491	130,373	99,665	5,831	4,375	4,031	3,118	3,442
Aden	1,911,190	2,189,382	2,707,051	3,469,760	2,402,473	26,400	27,377	36,917	47,130	35,388
Bahrain Islands	354,589	1,139,774	1,277,712	924,740	555,576	5,303	16,189	18,986	14,254	8,986
Ceylon	9,191,788	10,078,770	9,935,743	8,471,529	9,318,390	222,069	255,827	256,768	221,038	168,122
China, Hong-Kong	540,806	145,223	345,679	272,502	66,318	6,647	3,615	2,870	2,870	804
Treaty Ports	205,206	533,949	12,426	78,202	275,237	2,469	6,216	220	1,471	4,214
Federated Malay States	0	179,436	355,483	493,520	679,624	0	5,739	18,146	20,565	25,904
Muscat Territory and Trucial Oman	330,010	1,011,465	809,237	807,145	960,187	4,522	13,781	12,107	12,750	14,488
Other States in Arabia	0	39,469	642,340	1,220,756	476,850	0	648	9,120	15,453	7,008
Persia	2,387,960	4,613,089	3,370,133	2,657,201	2,095,847	36,449	68,008	48,012	38,898	31,341
Philippines	3,056,475	1,649,394	617,748	292,447	39,451	37,393	21,165	7,047	3,348	517
Siam	766,659	1,176,670	1,998,002	2,283,054	2,418,752	11,753	19,522	36,304	43,384	44,824
Straits Settlements	9,056,749	10,481,975	12,054,389	12,263,343	14,380,149	261,819	301,330	331,187	346,490	412,399
Sumatra	—	—	9,780	100,710	392,640	—	—	327	2,931	7,595
Turkey, Asiatic; Persian Gulf	2,454,902	2,924,054	3,313,608	2,405,023	2,540,294	30,627	35,748	36,305	30,697	30,258
Other Countries	649,843	809,201	625,653	785,463	716,738	7,430	10,484	8,074	11,785	11,725
	34,177,736	40,842,943	42,966,302	40,998,107	42,075,772	703,349	836,833	890,612	880,103	899,306
TOTAL, Cotton Piece Goods	77,968,964	94,137,558	99,788,315	81,429,410	86,512,812	1,135,759	1,361,037	1,469,255	1,311,084	1,399,070
Thread, Sewing (III. O.) Lb.	149,992	175,704	185,897	210,806	163,685	8,180	10,553	9,866	11,123	9,571
Other Sorts of Manufactures (III. O.):										
Germany - Lb.	818,768	1,457,492	420,456	290,488	7,508	3,829	12,035	2,951	2,260	627
States in Arabia other than Muscat Territory and Trucial Oman	—	—	48,334	100,451	119,114	—	—	1,735	8,854	5,831
Other Countries	374,305	644,713	534,535	431,988	486,479	13,729	15,451	15,845	15,854	20,506
	1,193,073	2,102,205	1,003,325	822,927	613,101	17,558	27,486	20,531	21,968	26,964
TOTAL, Cotton Manufactures (including Twist and Yarn)	—	—	—	—	—	7,691,445	7,943,728	7,341,343	6,519,241	8,133,617
TOTAL, Cotton, Raw and Manufactures	—	—	—	—	—	20,870,443	28,898,724	31,378,394	26,202,868	27,023,513
Flax:										
Raw (II. H.) - Lb.	29,568	39,424	26,768	0	10,694	350	727	540	0	200
Manufactures (including Twist and Yarn) (III. O.)	—	—	—	—	—	955	1,494	1,184	1,974	508
TOTAL, Flax, Raw and Manufactures	—	—	—	—	—	1,305	2,221	1,724	1,974	708

* Separately recorded from April 1912.

† Figures prior to 1911-12 relate to the whole of Asiatic Turkey.

Exports of Principal Articles of Indian Produce and Manufactures, distinguishing
Principal Countries to which Exported—concluded,

ARTICLES AND COUNTRIES.	QUANTITIES.					VALUE.				
	1908-9.	1909-10.	1910-11.	1911-12.	1912-13.	1908-9.	1909-10.	1910-11.	1911-12.	1912-13.
Wood and Timber—cont.										
Ornamental Wood—cont.						£	£	£	£	£
Sandal (II. I.):										
United Kingdom						4,371	6,031	9,904	8,617	11,803
France						15,889	5,118	11,933	10,153	14,540
Germany						25,153	11,841	35,655	39,797	51,928
Egypt						3,245	5,008	4,564	3,330	3,877
United States						12,167	14,275	19,174	17,273	15,823
Other Countries						8,183	7,434	7,837	9,438	3,540
						69,008	49,757	89,067	88,658	101,529
Other Sorts (II. I.):						1,454	5,774	2,243	828	2,063
Wood, Manufactures of, other than Furniture and Cabinet-ware (III. G.):										
Mauritius						10,742	4,706	5,490	2,590	2,064
Ceylon						6,850	4,382	5,439	1,432	2,004
Other Countries						6,268	7,433	8,404	8,537	11,378
						23,860	16,521	19,333	12,559	15,446
TOTAL, Wood and Timber						384,110	465,637	722,086	635,864	809,582
Articles exported by Post (IV.):										
United Kingdom						395,286	183,282	323,499	252,328	253,637
France						35,536	17,523	23,249	49,068	49,918
Italy						8,407	8,110	7,920	16,466	13,666
East African Protectorate						2,591	2,550	3,280	4,045	5,353
Egypt						4,367	5,968	6,063	8,520	8,130
Mauritius						1,025	1,942	5,411	3,095	3,789
Zanzibar and Pemba						3,748	2,238	3,477	4,012	7,057
Ceylon						72,117	83,670	103,173	121,779	140,272
China, Hong Kong						13,248	10,142	77,098	28,234	35,382
Federated Malay States						2,897	3,467	7,469	11,501	12,278
Straits Settlements						14,743	25,244	33,319	43,624	49,620
Turkey, Asiatic: Persian Gulf*						20,471	13,819	18,896	23,946	19,638
Australia						3,917	3,391	3,986	4,589	5,753
Other Countries						10,055	11,001	12,624	15,897	17,909
						588,408	372,347	629,464	587,104	631,402
All other articles of Merchandise:										
Unmanufactured						101,921	110,018	113,596	135,450	167,553
Manufactured						33,769	26,546	27,421	44,441	48,799
TOTAL, Exports of Indian Merchandise (exclusive of Government Stores)						99,904,842	122,997,605	137,080,646	147,879,063	160,899,289

No. 14.

QUANTITY and VALUE of IMPORTS of GOVERNMENT STORES into BRITISH INDIA.

ARTICLES.	1908-9.		1909-10.		1910-11.		1911-12.		1912-13.	
	Quantity.	Value.	Quantity.	Value.	Quantity.	Value.	Quantity.	Value.	Quantity.	Value.
APPAREL (including Drapery, Uniforms, Accoutrements, &c., but excluding Hosiery):										
United Kingdom		£ 56,195		£ 28,228		£ 21,427		£ 14,584		£ 19,429
Other Countries		23		22		27		75		31
		56,218		28,250		21,454		14,659		19,460
ARMS, AMMUNITION AND MILITARY STORES:										
United Kingdom		105,420		73,640		142,630		88,164		140,684
Other Countries		7		579		155		6,040		5,366
		105,427		74,219		142,785		94,204		146,050

* Figures prior to 1911-12 relate to the whole of Asiatic Turkey.

Quantity and Value of Imports of Government Stores into British India—continued.

ARTICLES.	1908-9.		1909-10.		1910-11.		1911-12.		1912-13.	
	Quantity.	Value.	Quantity.	Value.	Quantity.	Value.	Quantity.	Value.	Quantity.	Value.
BOOKS, PRINTED, AND PRINTED MATTER (not being Stationery) (including Maps, Charts, &c.):		£		£		£		£		£
United Kingdom	—	116,148	—	65,282	—	88,270	—	88,804	—	14,592
Other Countries	—	157	—	49	—	626	—	59	—	324
	—	116,305	—	65,331	—	88,896	—	88,863	—	14,916
BOOTS AND SHOES:										
United Kingdom	3,266	668	7,040	2,413	5,500	1,761	6,431	1,710	25,410	5,768
Other Countries	0	0	326	96	0	0	51	19	0	0
	3,266	668	7,366	2,509	5,500	1,761	6,482	1,729	25,410	5,768
BUILDING AND ENGINEERING MATERIALS OTHER THAN OF IRON, STEEL, OR WOOD:										
United Kingdom	—	52,143	—	40,352	—	23,139	—	64,863	—	82,748
Other Countries	—	0	—	9	—	0	—	0	—	1
	—	52,143	—	40,361	—	23,139	—	64,863	—	82,749
CARRIAGES AND CARTS (excluding Railway Carriages) AND PARTS THEREOF:										
United Kingdom	—	21,817	—	22,623	—	6,482	—	25,600	—	8,446
Other Countries	—	369	—	0	—	0	—	775	—	0
	—	22,186	—	22,623	—	6,482	—	26,375	—	8,446
CHEMICALS:										
United Kingdom	—	15,814	—	26,475	—	39,625	—	47,123	—	28,151
Other Countries	—	1,621	—	320	—	553	—	752	—	846
	—	17,435	—	26,795	—	40,178	—	47,875	—	28,997
COAL, COKE, AND PATENT FUEL:	Tons.		Tons.		Tons.		Tons.		Tons.	
United Kingdom	12,653	22,119	26,365	47,712	10,287	18,067	33,496	60,145	29,208	55,673
Other Countries	5,469	5,742	0	0	0	0	0	0	50,728	47,825
	18,122	27,861	26,365	47,712	10,287	18,067	33,496	60,145	79,936	103,498
DRUGS, MEDICINES, AND NARCOTICS:										
United Kingdom	—	28,935	—	36,842	—	19,628	—	29,274	—	71,213
Other Countries	—	310	—	8,307	—	7,067	—	240	—	11,302
	—	29,245	—	45,149	—	26,695	—	29,514	—	82,515
EARTHENWARE AND PORCELAIN (excluding Pipes of Earthenware):										
United Kingdom	—	3,922	—	6,386	—	2,197	—	7,799	—	9,911
Other Countries	—	0	—	134	—	0	—	159	—	0
	—	3,922	—	6,520	—	2,197	—	7,958	—	9,911
GLASS AND GLASSWARE:										
United Kingdom	—	15,710	—	19,525	—	16,589	—	25,410	—	19,363
Other Countries	—	117	—	537	—	357	—	470	—	264
	—	15,827	—	20,062	—	16,946	—	25,880	—	19,627
HARDWARE AND CUTLERY (including Agricultural Implements and Plated Ware):										
United Kingdom	—	208,134	—	231,275	—	140,797	—	189,553	—	168,701
Other Countries	—	275	—	2,178	—	13,772	—	5,930	—	7,179
	—	208,409	—	233,453	—	154,569	—	195,483	—	175,880
INSTRUMENTS, APPARATUS, AND APPLIANCES AND PARTS THEREOF:										
United Kingdom	—	134,692	—	105,203	—	94,906	—	119,442	—	136,260
Other Countries	—	998	—	5,484	—	491	—	3,372	—	3,323
	—	135,690	—	110,687	—	95,397	—	122,814	—	139,583

Quantity and Value of Imports of Government Stores into British India—continued.

ARTICLES.	1908-9.		1909-10.		1910-11.		1911-12.		1912-13.	
	Quantity.	Value.	Quantity.	Value.	Quantity.	Value.	Quantity.	Value.	Quantity.	Value.
LEATHER :		£		£		£		£		£
United Kingdom -	—	753	—	1,250	—	4,982	—	5,083	—	7,583
Other Countries -	—	0	—	0	—	0	—	0	—	241
	—	753	—	1,250	—	4,982	—	5,083	—	7,824
MACHINERY AND MILL- WORK :										
United Kingdom -	—	248,087	—	183,521	—	165,423	—	187,430	—	168,805
Other Countries -	—	7,518	—	1,360	—	501	—	23,767	—	3,631
	—	255,605	—	184,881	—	165,924	—	211,197	—	172,436
METALS AND ORES :	Tons.		Tons.		Tons.		Tons.		Tons.	
United Kingdom -	25,838	293,813	29,843	325,911	26,444	301,437	25,140	383,401	25,899	411,512
Australia -	950	70,232	0	0	155	9,982	0	0	693	57,958
Other Countries -	328	15,802	422	11,788	389	11,080	358	20,297	68	4,136
	27,116	379,847	30,265	337,699	26,988	322,499	25,498	403,698	26,660	473,606
PAPER AND PASTEBOARD :										
United Kingdom -	—	70,528	—	68,181	—	62,471	—	44,823	—	33,841
Other Countries -	—	58	—	2	—	0	—	195	—	39
	—	70,586	—	68,183	—	62,471	—	44,958	—	33,880
PRINTING AND LITHO- GRAPHING MATERIALS (excluding Paper) :										
United Kingdom -	—	15,913	—	8,044	—	9,107	—	15,533	—	15,095
Other Countries -	—	585	—	0	—	48	—	0	—	154
	—	16,498	—	8,044	—	9,155	—	15,533	—	15,249
RAILWAY PLANT AND ROLLING STOCK :										
United Kingdom -	—	2,841,356	—	1,836,130	—	1,214,495	—	1,635,253	—	1,606,093
Australia -	—	134,044	—	120,166	—	66,745	—	36,041	—	23,107
Canada -	—	22,118	—	0	—	0	—	0	—	0
United States -	—	5	—	765	—	7,187	—	15	—	49,250
Ceylon -	—	15,381	—	0	—	0	—	0	—	0
Other Countries -	—	87	—	9,695	—	5,375	—	8,662	—	16,182
	—	3,012,991	—	1,966,756	—	1,293,802	—	1,679,971	—	1,694,632
SHIPS, PARTS OF (including Launches and Boats) :										
United Kingdom -	—	2,141	—	2,510	—	16,266	—	8,770	—	11,493
Other Countries -	—	0	—	0	—	67	—	0	—	118
	—	2,141	—	2,510	—	16,333	—	8,770	—	11,611
STATIONERY (excluding Paper) :										
United Kingdom -	—	52,895	—	35,256	—	34,779	—	35,256	—	82,372
Other Countries -	—	202	—	17	—	146	—	0	—	1
	—	53,097	—	35,273	—	34,925	—	35,256	—	82,373
TELEGRAPH, MATERIALS FOR CONSTRUCTION OF :										
United Kingdom -	—	63,089	—	61,899	—	70,427	—	86,112	—	72,280
Other Countries -	—	309	—	1,616	—	270	—	191	—	117
	—	63,398	—	63,515	—	70,697	—	86,303	—	72,397
TEXTILES :										
COTTON MANUFACTURES (including Twist and Yarn) :										
Piece Goods :	Yds.		Yds.		Yds.		Yds.		Yds.	
United Kingdom -	2,037,841	37,624	1,451,019	32,635	1,220,536	22,580	1,662,345	31,839	1,103,598	17,535
Other Countries -	0	0	0	0	0	0	0	0	65	18
Other Sorts :										
United Kingdom -	—	4,386	—	4,934	—	7,850	—	9,795	—	5,749
Other Countries -	—	0	—	0	—	0	—	87	—	0
	—	42,010	—	37,569	—	30,430	—	41,721	—	23,302

Quantity and Value of Imports of Government Stores into British India—concluded.

ARTICLES.	1908-9.		1909-10.		1910-11.		1911-12.		1912-13.	
	Quantity.	Value.	Quantity.	Value.	Quantity.	Value.	Quantity.	Value.	Quantity.	Value.
TEXTILES—cont.										
FLAX MANUFACTURES (including Twist and Yarn):		£		£		£		£		£
United Kingdom	—	29,144	—	41,207	—	17,951	—	23,354	—	30,316
Other Countries	—	5	—	27	—	34	—	0	—	0
	—	29,149	—	41,234	—	17,985	—	23,354	—	30,316
WOOL, MANUFACTURES OF:										
Piece Goods:	Yds.		Yds.		Yds.		Yds.		Yds.	
United Kingdom	465,695	49,600	286,148	31,141	199,215	18,964	538,346	51,376	400,834	32,037
Other Countries	0	0	0	0	1,600	53	0	0	0	0
Other Sorts:	Lb.		Lb.		Lb.		Lb.		Lb.	
United Kingdom	83,353	9,008	36,821	1,577	151,923	15,096	205,732	26,144	41,562	2,395
Other Countries	0	0	3,800	175	0	0	0	0	5	2
ALL OTHER ARTICLES (mainly Manufactured):										
United Kingdom	—	219,245	—	213,891	—	195,469	—	228,485	—	250,987
Other Countries	—	13,038	—	9,857	—	3,801	—	11,492	—	3,430
	—	232,283	—	223,748	—	199,270	—	239,977	—	254,417
TOTAL IMPORTS OF GOVERNMENT STORES:										
United Kingdom	—	4,719,299	—	3,551,043	—	2,772,815	—	3,535,125	—	3,509,032
Other Countries	—	289,003	—	173,183	—	128,337	—	118,578	—	234,845
Grand Total	—	5,008,302	—	3,727,226	—	2,901,152	—	3,653,703	—	3,743,877

No. 15.

QUANTITY and VALUE of EXPORTS (Indian and Foreign) of GOVERNMENT STORES from BRITISH INDIA.

APPAREL (including Drapery, Uniforms, Accoutrements, but excluding Hosiery):										
United Kingdom	—	2,350	—	1,234	—	278	—	6,728	—	6,353
Other Countries	—	3,611	—	2,220	—	2,717	—	8,821	—	4,390
	—	5,961	—	3,454	—	2,995	—	15,549	—	10,743
ARMS AND AMMUNITION:										
United Kingdom	—	1,718	—	157	—	1,231	—	1,734	—	1,419
Other Countries	—	13,145	—	12,234	—	8,420	—	29,310	—	20,412
	—	14,863	—	12,391	—	9,651	—	31,044	—	21,831
BOOKS AND PRINTED MATTER (including Maps and Charts):										
United Kingdom	—	2,108	—	3,962	—	2,999	—	2,742	—	2,096
Other Countries	—	114	—	612	—	766	—	674	—	351
	—	2,222	—	4,574	—	3,765	—	3,416	—	2,447
CHEMICALS, DRUGS, MEDICINES, AND NARCOTICS:										
United Kingdom	—	1,180	—	1,241	—	1,041	—	1,313	—	1,195
Other Countries	—	1,329	—	773	—	948	—	1,071	—	1,546
	—	2,509	—	2,014	—	1,989	—	2,384	—	2,741
METALS AND ORES:										
United Kingdom	—	0	—	0	—	8,001	—	2,042	—	1,791
Other Countries	—	11,574	—	2,365	—	2,784	—	1,837	—	6,974
	—	11,574	—	2,365	—	10,785	—	3,929	—	8,765
ALL OTHER ARTICLES (mainly Manufactured):										
United Kingdom	—	6,694	—	7,147	—	6,412	—	8,847	—	9,131
Other Countries	—	32,978	—	23,483	—	17,459	—	30,872	—	30,563
	—	39,672	—	30,630	—	23,871	—	39,719	—	39,694
TOTAL EXPORTS OF GOVERNMENT STORES:										
United Kingdom	—	14,050	—	13,741	—	19,962	—	23,406	—	21,985
Other Countries	—	62,751	—	41,687	—	33,094	—	72,635	—	64,236
Grand Total	—	76,801	—	55,428	—	53,056	—	96,041	—	86,221

Trade with Principal Countries, distinguishing Principal Articles; Quantities and Values—continued.

ARTICLES.	QUANTITIES.					VALUE.				
	1908-9.	1909-10.	1910-11.	1911-12.	1912-13.	1908-9.	1909-10.	1910-11.	1911-12.	1912-13.
SWEDEN.										
Imports therefrom:						£	£	£	£	£
Iron and Steel - Tons	7,049	2,645	4,573	6,393	5,562	85,793	36,291	61,279	83,015	76,807
Matches* - Gross of boxes	—	—	—	—	4,225,527	208,195	176,797	185,076	183,477	208,537
Paper and Pasteboard	—	—	—	—	—	13,534	14,865	19,080	33,354	31,756
Wood-pulp and other Paper-making Materials - Cwt.	1,010	606	5,188	115,300	160,518	646	361	2,037	52,282	65,178
Other Articles -	—	—	—	—	—	37,495	40,420	32,522	29,237	34,317
TOTAL	—	—	—	—	—	345,663	268,734	300,000	381,365	416,595
Exports (Foreign and Indian) thereto:										
Cotton, Raw - Cwt.	22,755	37,646	36,851	6,490	3,274	44,807	95,969	108,517	20,623	9,602
Rice - "	191,027	100,000	341,086	76,698	342,485	50,497	30,833	83,817	21,475	113,237
Wheat - "	—	—	171,800	252,530	203,935	—	—	57,267	60,526	68,632
Other Articles - "	—	—	—	—	—	17,930	12,477	26,343	53,534	20,459
TOTAL	—	—	—	—	—	113,234	139,279	275,944	176,203	212,030
SWITZERLAND.										
Imports therefrom:										
Clocks and Watches - Lb.	—	—	—	—	—	42,566	30,127	34,370	55,998	54,032
Cotton Twist and Yarn - Manufactures	1,201,806	1,109,511	802,131	1,228,007	1,245,512	63,791	60,967	49,155	73,633	78,515
Dyes: Aniline - Lb.	1,011,009	798,129	1,019,245	760,721	716,871	143,161	140,906	161,465	144,192	156,940
Other Articles -	—	—	—	—	—	43,973	36,500	44,022	33,137	31,170
TOTAL	—	—	—	—	—	349,794	300,610	350,235	369,098	410,395
Exports (Foreign and Indian) thereto:										
Miscellaneous Articles -	—	—	—	—	—	1,490	2,364	2,146	843	75
TURKEY IN EUROPE.										
Imports therefrom:										
Miscellaneous Articles -	—	—	—	—	—	8,678	3,695	3,205	3,974	5,191
Exports (Foreign and Indian) thereto:										
Cotton, Twist and Yarn - Lb.	478,240	52,840	105,800	285,200	517,800	10,798	1,414	3,004	8,169	15,232
Hides, Raw - Cwt.	1,881	2,579	10,816	11,933	8,521	4,777	7,077	36,200	41,752	27,487
Jute Manufactures -	—	—	—	—	—	33,531	33,692	50,020	82,440	37,912
Other Articles -	—	—	—	—	—	17,403	23,878	26,064	30,622	17,900
TOTAL	—	—	—	—	—	66,509	76,261	121,308	162,983	98,541
CAPE COLONY.										
Imports therefrom:										
Miscellaneous Articles -	—	—	—	—	—	27,740	18,767	4,084	2,020	5,208
Exports (Foreign and Indian) thereto:										
Jute, Gunny Bags - No.	3,743,541	5,029,905	4,771,550	4,435,691	4,685,900	31,510	106,157	104,123	110,071	148,009
Rice - Cwt.	118,547	107,945	71,639	114,437	130,239	51,989	42,339	23,467	43,481	58,542
Teak Wood - Cub. Tons	591	125	2,122	1,723	2,831	5,435	1,130	24,468	20,063	31,556
Other Articles -	—	—	—	—	—	22,373	27,394	38,213	43,939	34,367
TOTAL	—	—	—	—	—	161,307	177,520	195,301	217,554	268,374
EAST AFRICAN PROTECTORATE.										
Imports therefrom:										
Ivory, Unmanufactured - Lb.	37,601	40,301	32,694	28,020	28,098	14,250	19,401	16,948	14,379	14,117
Other Articles -	—	—	—	—	—	11,623	28,951	30,907	18,057	30,939
TOTAL	—	—	—	—	—	25,873	48,442	47,855	32,436	51,056
Exports of Foreign Merchandise:										
Cotton Manufactures, including Twist and Yarn	—	—	—	—	—	15,727	16,114	25,996	30,672	34,772
Other Articles -	—	—	—	—	—	18,662	25,005	28,708	47,114	59,358
TOTAL	—	—	—	—	—	34,389	41,119	54,704	77,786	94,130
Exports of Indian Produce, &c.:										
Cotton Manufactures, including Twist and Yarn	—	—	—	—	—	24,520	36,724	50,409	50,325	71,020
Grain, Pulse and Flour: Rice - Cwt.	118,783	127,776	137,177	176,281	148,963	48,467	51,407	61,253	75,890	68,041
Other Sorts (chiefly Wheat Flour) - "	53,692	43,249	53,818	59,487	75,666	29,831	22,439	28,221	29,432	37,283
Other Articles -	—	—	—	—	—	35,107	37,695	46,462	61,413	90,613
TOTAL	—	—	—	—	—	137,975	148,265	186,345	217,111	266,957

* Quantity stated from April 1912.

Trade with Principal Countries, distinguishing Principal Articles; Quantities and Values—continued.

ARTICLES.	QUANTITIES.					VALUE.				
	1908-9.	1909-10.	1910-11.	1911-12.	1912-13.	1908-9.	1909-10.	1910-11.	1911-12.	1912-13.
EGYPT.										
Imports therefrom:						£	£	£	£	£
Cotton, Raw - Cwt.	23,594	6,591	7,098	5,803	8,621	76,355	28,221	29,875	26,883	34,390
Salt - Tons	22,497	52,242	52,556	48,369	83,341	19,091	39,387	47,912	55,993	86,896
Tobacco, Cigarettes - Lb.	61,462	67,082	59,373	71,130	71,972	25,516	28,819	26,109	32,678	35,508
Other Articles -	—	—	—	—	—	39,871	38,435	61,954	46,706	52,216
TOTAL	—	—	—	—	—	160,833	134,862	165,850	162,200	209,010
Exports of Foreign Merchandise:										
Miscellaneous Articles -	—	—	—	—	—	23,580	26,255	28,295	27,066	27,788
Exports of Indian Produce, &c.:										
Cotton Manufactures	—	—	—	—	—	33,929	30,768	35,701	31,906	24,436
Twist and Yarn Lb.	2,094,620	2,415,316	2,969,776	1,769,450	2,108,000	55,149	67,059	96,435	56,108	65,881
Grain, Pulse, and Flour:										
Rice - Cwt.	1,834,346	1,580,187	1,445,408	595,379	717,322	649,462	493,601	446,061	218,025	269,937
Wheat - "	956	496	4,782	290,145	58,541	610	193	1,460	91,155	22,372
Wheat Flour - "	27,288	25,110	60,898	119,270	367,999	15,403	14,565	32,103	65,718	186,793
Other Sorts - "	25,401	45,021	63,265	508,068	221,092	11,000	13,283	20,230	123,274	73,337
Indigo - Cwt.	3,351	2,572	3,232	1,430	1,687	40,842	34,403	44,640	17,731	20,949
Jute, Gunny Bags - No.	14,262,313	11,549,337	12,813,600	9,981,575	13,395,700	346,680	306,888	303,979	254,093	368,963
Seeds - Cwt.	163,549	74,537	205,195	168,171	121,514	77,463	41,757	109,493	111,711	80,040
Tea - Lb.	1,189,556	633,843	860,823	1,311,130	1,643,585	32,969	18,631	27,879	44,158	49,490
Other Articles -	—	—	—	—	—	94,011	90,869	105,165	123,460	103,073
TOTAL	—	—	—	—	—	1,357,518	1,117,017	1,223,196	1,137,334	1,260,261
GERMAN EAST AFRICA.										
Imports therefrom:										
Miscellaneous Articles -	—	—	—	—	—	6,893	2,819	4,195	2,083	3,565
Exports of Foreign Merchandise:										
Cotton Manufactures, including Twist and Yarn -	—	—	—	—	—	30,075	40,288	43,322	46,820	40,285
Other Articles -	—	—	—	—	—	9,592	15,844	26,604	30,184	34,425
TOTAL	—	—	—	—	—	39,667	56,112	69,926	77,004	74,710
Exports of Indian Produce, &c.:										
Cotton Manufactures, including Twist and Yarn	—	—	—	—	—	50,720	80,070	76,595	78,138	98,080
Grain, Pulse, and Flour Cwt.	211,852	208,386	238,614	545,801	338,701	86,957	77,456	99,175	213,655	147,372
Other Articles -	—	—	—	—	—	14,142	19,639	33,319	31,090	41,267
TOTAL	—	—	—	—	—	151,819	177,165	209,089	322,883	286,719
ITALIAN EAST AFRICA (ERITREA AND SOMALILAND).										
Imports therefrom:										
Precious Stones and Pearls, Unset	—	—	—	—	—	0	15,490	33,498	1,333	8,762
Salt - Tons	0	11,015	24,570	24,427	33,996	0	9,364	22,295	22,165	30,849
Other Articles -	—	—	—	—	—	775	9,257	9,369	7,233	7,037
TOTAL	—	—	—	—	—	775	34,111	65,162	30,731	46,648
Exports of Foreign Merchandise:										
Miscellaneous Articles -	—	—	—	—	—	7,720	11,869	10,631	12,895	13,536
Exports of Indian Produce, &c.:										
Grain, Pulse, and Flour Cwt.	28,964	56,880	50,120	47,500	102,067	11,772	20,224	16,171	17,566	63,283
Other Articles -	—	—	—	—	—	25,034	32,759	36,579	23,949	32,148
TOTAL	—	—	—	—	—	36,856	52,983	52,750	41,515	95,436
MADAGASCAR.										
Imports therefrom:										
Miscellaneous Articles -	—	—	—	—	—	316	889	1,139	1,110	2,048
Exports (Foreign and Indian) thereto:										
Miscellaneous Articles -	—	—	—	—	—	12,849	19,152	14,499	18,347	25,696
MAURITIUS AND DEPENDENCIES.										
Imports therefrom:										
Sugar - Cwt.	2,797,241	2,752,053	3,246,057	1,809,359	3,107,970	1,698,813	1,665,639	2,012,098	1,271,786	2,148,819
Other Articles -	—	—	—	—	—	6,180	5,055	8,947	5,046	10,323
TOTAL	—	—	—	—	—	1,705,993	1,670,694	2,016,045	1,276,832	2,159,142
Exports of Foreign Merchandise:										
Cotton Manufactures (including Twist and Yarn)	—	—	—	—	—	20,744	24,093	25,671	22,250	20,002
Other Articles -	—	—	—	—	—	8,289	9,680	15,008	12,821	8,948
TOTAL	—	—	—	—	—	29,033	33,773	40,679	35,071	28,950

Trade with Principal Countries, distinguishing Principal Articles; Quantities and Values—continued.

ARTICLES.	QUANTITIES.					VALUE.				
	1908-9.	1909-10.	1910-11.	1911-12.	1912-13.	1908-9.	1909-10.	1910-11.	1911-12.	1912-13.
MAURITIUS AND DEPENDENCIES—cont.										
Exports of Indian Produce, &c.:						£	£	£	£	£
Cotton Manufactures (including Twist and Yarn)	—	—	—	—	—	21,643	24,235	29,336	25,387	28,707
Grain, Pulse, and Flour:										
Pulse - Cwt.	86,880	98,118	117,523	162,507	120,204	37,293	39,121	41,635	57,876	46,776
Rice - " "	1,043,900	901,873	1,146,522	1,352,293	1,150,504	472,611	374,163	481,250	578,073	532,696
Wheat Flour - " "	64,584	100,158	94,125	145,201	124,725	37,724	56,837	46,340	69,407	60,726
Other Sorts - " "	54,039	52,322	46,305	63,215	55,771	18,057	16,589	13,777	17,428	16,745
Jute Manufactures	—	—	—	—	—	63,263	60,996	57,742	30,152	61,541
Oils - Gals.	231,702	344,139	378,310	386,173	404,203	29,666	33,046	39,803	42,477	44,533
Saltpetre - Cwt.	31,299	40,615	50,596	37,486	45,222	21,296	27,571	33,765	24,962	30,062
Other Articles	—	—	—	—	—	61,550	61,457	81,020	83,163	74,413
TOTAL	—	—	—	—	—	763,103	692,295	828,217	937,928	896,198
NATAL.										
Imports therefrom:										
Coal - Tons	70,354	78,569	15,854	25,479	112,825	79,523	78,962	16,281	24,077	126,493
Other Articles	—	—	—	—	—	3,360	4,862	2,167	3,539	3,285
TOTAL	—	—	—	—	—	82,883	83,824	18,448	27,606	129,708
Exports of Foreign Merchandise:										
Miscellaneous Articles	—	—	—	—	—	15,839	15,644	14,803	15,513	20,287
Exports of Indian Produce, &c.:										
Jute, Gunny Bags - No.	4,616,987	7,288,852	9,252,675	5,876,250	7,262,350	81,426	120,942	146,264	113,443	167,160
Oils, Vegetable - Gals.	120,423	188,381	234,235	227,952	193,929	12,012	16,948	24,998	23,833	22,484
Pulse - Cwt.	33,303	30,123	34,422	55,134	52,201	17,028	13,409	14,087	15,143	21,814
Paraffin Wax - " "	5,600	10,791	9,297	12,835	21,400	8,493	16,367	14,078	18,708	32,457
Provisions - " "	—	—	—	—	—	15,029	17,146	18,394	21,101	23,408
Rice - Cwt.	269,227	330,028	330,057	380,164	436,463	175,880	148,267	134,028	161,147	207,277
Other Articles	—	—	—	—	—	50,566	49,094	64,338	74,539	73,500
TOTAL	—	—	—	—	—	361,034	382,173	416,187	427,999	548,160
PORTUGUESE EAST AFRICA.										
Imports therefrom:										
Coal - Tons	10,140	6,461	177	5,873	50,259	10,831	6,235	156	4,250	57,835
Other Articles	—	—	—	—	—	7,520	8,912	5,437	9,260	6,475
TOTAL	—	—	—	—	—	18,351	15,147	5,593	13,510	64,310
Exports of Foreign Merchandise:										
Cotton Manufactures (including Twist and Yarn)	—	—	—	—	—	38,973	53,104	65,222	55,197	60,580
Other Articles	—	—	—	—	—	16,154	16,665	30,990	21,041	21,240
TOTAL	—	—	—	—	—	55,127	69,769	96,212	76,238	81,820
Exports of Indian Produce, &c.:										
Cotton Manufactures (including Twist and Yarn)	—	—	—	—	—	53,866	63,121	67,397	51,658	60,466
Grain, Pulse, and Flour - Cwt.	148,419	172,947	189,850	239,223	335,592	64,571	66,090	70,929	100,202	159,240
Jute, Gunny Bags - No.	3,090,950	4,623,650	4,747,425	4,194,442	5,376,350	51,257	73,216	80,092	80,050	120,204
Paraffin Wax - Cwt.	19,541	21,380	22,100	23,687	7,900	81,154	32,405	33,495	34,824	11,982
Other Articles	—	—	—	—	—	36,564	36,872	45,627	39,775	39,580
TOTAL	—	—	—	—	—	237,412	271,713	297,540	306,698	391,481
REUNION.										
Imports therefrom:										
Miscellaneous Articles	—	—	—	—	—	11,726	228	78	0	0
Exports (Foreign and Indian) thereto:										
Rice - Cwt.	15	51	2,608	376,085	170,350	11	23	950	147,855	82,436
Other Articles	—	—	—	—	—	692	975	1,734	6,824	3,131
TOTAL	—	—	—	—	—	703	998	2,684	154,679	85,567
SEYCHELLES.										
Imports therefrom:										
Miscellaneous Articles	—	—	—	—	—	10,076	7,141	420	556	283
Exports (Foreign and Indian) thereto:										
Miscellaneous Articles	—	—	—	—	—	25,987	30,521	37,394	30,735	31,307
SOMALILAND (BRITISH AND FRENCH).										
Exports of Indian Produce, &c.:										
Grain, Pulse, and Flour (chiefly Rice) - Cwt.	80,115	105,104	63,410	100,077	79,057	36,179	45,101	25,702	44,309	36,611
Other Articles	—	—	—	—	—	2,417	3,086	2,529	3,045	4,543
TOTAL	—	—	—	—	—	38,596	48,187	28,231	47,354	41,154

Trade with Principal Countries, distinguishing Principal Articles; Quantities and Values—continued.

ARTICLES.	QUANTITIES.					VALUE.				
	1908-9.	1909-10.	1910-11.	1911-12.	1912-13.	1908-9.	1909-10.	1910-11.	1911-12.	1912-13.
SANDWICH ISLANDS.										
Exports of Indian Produce, &c.:						£	£	£	£	£
Jute, Gunny Bags - No.	9,151,550	9,255,400	9,556,581	9,868,600	9,023,500	116,798	100,201	99,304	116,077	130,857
Other Articles - - -	—	—	—	—	—	33	92	292	3,048	2,682
TOTAL - - -	—	—	—	—	—	116,831	100,293	99,596	119,125	133,730
WEST INDIES, BRITISH AND FOREIGN.										
Exports (Foreign and Indian) thereto:										
Jute, Gunny Bags - No.	959,250	1,063,550	1,709,300	1,432,950	1,009,500	18,653	21,497	33,527	32,211	27,605
Rice - - - Cwt.	105,594	90,062	205,960	311,346	319,046	51,971	34,779	70,932	116,168	133,794
Other Articles - - -	—	—	—	—	—	20,602	14,935	26,463	19,578	21,715
TOTAL - - -	—	—	—	—	—	91,226	71,261	130,952	167,957	183,114
CUBA.										
Exports of Indian Produce, &c.:										
Jute, Gunny Bags - No.	7,759,400	12,445,100	10,502,000	8,031,300	10,421,600	164,944	233,080	199,016	176,380	268,426
Rice - - - Cwt.	31,579	51,134	22,549	91,994	31,484	19,549	30,062	12,839	42,417	16,158
Other Articles - - -	—	—	—	—	—	0	0	10	775	64
TOTAL - - -	—	—	—	—	—	184,493	263,142	211,865	219,572	284,648
HAYTI AND ST. DOMINGO.										
Exports of Indian Produce, &c.:										
Jute Manufactures - - -	—	—	—	—	—	1,244	908	2,625	9,092	18,258
Other Articles - - -	—	—	—	—	—	418	0	0	157	0
TOTAL - - -	—	—	—	—	—	1,662	908	2,625	9,249	18,258
PORTO RICO.										
Exports of Indian Produce, &c.:										
Jute, Gunny Bags - No.	1,629,900	1,234,800	1,685,600	702,000	1,001,000	31,698	20,979	30,195	14,107	23,740
ARGENTINE REPUBLIC.										
Exports of Indian Produce, &c.:										
Jute:										
Gunny Cloth - - - Yds.	193,905,000	180,244,900	161,916,000	131,468,500	215,958,127	1,500,037	1,148,514	977,567	922,745	2,055,702
Other Manufactures - - -	—	—	—	—	—	4,884	9,033	12,987	19,133	24,115
Rice - - - Cwt.	300,337	243,686	295,195	266,574	219,016	91,144	64,141	77,718	74,607	63,743
Other Articles - - -	—	—	—	—	—	12,623	1,190	1,879	8,772	13,048
TOTAL - - -	—	—	—	—	—	1,608,688	1,222,878	1,070,151	1,025,257	2,162,508
BRAZIL.										
Exports of Indian Produce, &c.:										
Jute, Raw - - - Tons	932	1	438	1,318	4,671	14,741	8	10,386	25,988	104,657
Rice - - - Cwt.	0	15	115,093	0	0	0	6	34,940	0	0
Other Articles - - -	—	—	—	—	—	1,133	17,850	2,163	5	0
TOTAL - - -	—	—	—	—	—	15,874	17,864	47,469	25,988	104,657
BRITISH GUIANA.										
Exports (Foreign and Indian) thereto:										
Grain, Pulse, and Flour Cwt.	27,943	22,382	35,254	23,970	33,330	14,169	8,892	12,306	8,485	13,583
Jute, Gunny Bags - No.	857,550	929,800	340,900	436,450	529,250	15,928	16,490	6,298	9,728	12,008
Other Articles - - -	—	—	—	—	—	21,248	9,680	12,620	12,910	13,066
TOTAL - - -	—	—	—	—	—	51,345	35,062	31,224	31,123	38,257
CHILE.										
Exports of Indian Produce, &c.:										
Jute, Gunny Bags - No.	22,942,600	41,008,643	41,192,720	32,332,630	36,329,900	310,944	474,138	516,965	466,687	557,422
Rice - - - Cwt.	95,047	161,690	173,644	31,584	111,062	31,454	48,479	50,352	11,360	37,797
Other Articles - - -	—	—	—	—	—	6,635	8,348	7,258	4,251	9,038
TOTAL - - -	—	—	—	—	—	349,033	530,965	574,605	482,308	604,257
ECUADOR.										
Exports of Indian Produce, &c.:										
Jute Manufactures - - -	—	—	—	—	—	9,153	1,523	3,642	14,203	11,142
PERU.										
Exports of Indian Produce, &c.:										
Jute Manufactures - - -	—	—	—	—	—	52,372	44,681	64,332	44,381	81,625
Other Articles - - -	—	—	—	—	—	36	0	0	0	0
TOTAL - - -	—	—	—	—	—	52,408	44,681	64,332	44,381	81,625

L

Trade with Principal Countries, distinguishing Principal Articles; Quantities and Values—continued.

ARTICLES.	QUANTITIES.					VALUE.				
	1908-9.	1909-10.	1910-11.	1911-12.	1912-13.	1908-9.	1909-10.	1910-11.	1911-12.	1912-13.
URUGUAY.										
Exports of Indian Produce, &c.:						£	£	£	£	£
Jute Manufactures:										
Gunny Cloth - Yds.	11,060,000	10,178,000	8,152,000	10,118,000	9,052,000	85,442	66,405	51,034	72,853	88,967
Other Articles	—	—	—	—	—	4,216	3,609	2,944	3,365	6,680
TOTAL	—	—	—	—	—	89,658	70,014	53,938	76,218	95,647
ADEN.										
Imports therefrom:										
Gums and Resins - Cwt.	18,226	26,522	25,651	27,906	20,927	19,138	28,419	28,458	31,502	27,795
Hides and Skins, Raw	4,057	2,425	4,920	3,894	3,335	11,385	6,995	12,722	17,296	11,108
Precious Stones and Pearls (unset)	—	—	—	—	—	15,073	94,973	31,447	84,600	58,800
Salt - Tons	102,128	60,784	59,784	74,230	140,759	94,986	54,989	57,744	73,326	133,721
Other Articles	—	—	—	—	—	80,996	86,363	100,263	88,005	121,445
TOTAL	—	—	—	—	—	222,178	211,739	230,684	294,729	352,860
Exports of Foreign Merchandise:										
Cotton Manufactures (including Twist and Yarn)	—	—	—	—	—	69,750	69,101	84,268	101,073	106,845
Other Articles	—	—	—	—	—	31,263	32,871	39,152	33,185	45,134
TOTAL	—	—	—	—	—	101,013	101,972	123,422	134,238	151,979
Exports of Indian Produce, &c.:										
Cotton:										
Twist and Yarn - Lb.	1,637,230	1,900,181	1,910,398	2,253,123	2,085,400	43,520	55,833	62,646	79,965	73,692
Manufactures	—	—	—	—	—	109,407	113,826	125,973	136,660	145,275
Grain, Pulse, and Flour:										
Jawar and Bajra - Cwt.	99,778	100,383	61,471	151,759	212,767	34,387	30,695	17,706	48,147	76,859
Rice	256,754	350,937	324,050	464,673	390,340	123,056	149,078	130,208	206,117	179,061
Wheat-Flour	99,519	106,937	114,095	140,862	213,086	58,233	62,639	62,652	75,666	117,268
Spices - Lb.	1,466,605	1,659,117	1,620,738	1,592,740	3,068,257	19,909	23,885	23,250	30,073	51,768
Tobacco	5,674,116	5,950,245	8,722,815	8,009,480	5,891,469	46,547	48,642	71,544	64,088	48,494
Other Articles	—	—	—	—	—	97,333	84,089	80,953	105,245	136,623
TOTAL	—	—	—	—	—	532,412	568,687	579,932	745,961	834,040
ARABIA (MUSCAT TERRITORY AND TRUCIAL OMAN).										
Imports therefrom:										
Dates - Cwt.	210,229	199,878	271,799	242,717	238,896	100,129	102,358	144,669	127,899	116,189
Fish	37,092	39,749	20,010	34,638	36,852	19,784	20,340	17,547	25,458	26,552
Precious Stones and Pearls (unset)	—	—	—	—	—	86,920	177,147	73,513	104,407	127,700
Other Articles	—	—	—	—	—	26,603	34,487	43,453	45,195	52,417
TOTAL	—	—	—	—	—	233,436	334,332	279,182	302,959	322,808
Exports of Foreign Merchandise:										
Cotton Manufactures, including Twist and Yarn	—	—	—	—	—	84,842	103,756	146,423	152,080	160,479
Other Articles	—	—	—	—	—	36,556	52,118	66,427	70,868	84,610
TOTAL	—	—	—	—	—	121,398	155,874	212,850	222,948	245,089
Exports of Indian Produce, &c.:										
Cotton Manufactures, including Twist and Yarn	—	—	—	—	—	22,221	35,292	33,875	37,136	37,647
Jawar and Bajra - Cwt.	73,696	101,372	52,622	25,729	20,682	23,728	28,717	13,444	7,172	6,631
Rice	479,983	430,689	491,144	405,397	208,041	229,748	190,049	214,605	183,919	98,903
Other Articles	—	—	—	—	—	57,483	74,759	64,974	67,131	79,368
TOTAL	—	—	—	—	—	333,180	328,817	326,898	295,358	221,849
ARABIA (OTHER STATES).										
Imports therefrom:										
Miscellaneous Articles	—	—	—	—	—	17,479	6,394	3,810	18,014	29,913
Exports of Foreign Merchandise:										
Cotton Manufactures, including Twist and Yarn	—	—	—	—	—	25	2,349	64,847	90,880	82,690
Other Articles	—	—	—	—	—	2	1,213	34,575	45,070	41,296
TOTAL	—	—	—	—	—	27	3,562	99,422	135,950	123,986
Exports of Indian Produce, &c.:										
Cotton Manufactures, including Twist and Yarn	—	—	—	—	—	500	2,397	25,416	33,455	24,615
Grain, Pulse, and Flour Cwt.	8,682	61,854	288,780	346,437	369,501	3,787	21,861	137,558	161,046	175,997
Spices - Lb.	111,208	63,132	1,187,736	1,359,472	1,467,662	1,662	973	22,863	28,249	28,961
Other Articles	—	—	—	—	—	17,458	11,518	44,760	77,507	81,711
TOTAL	—	—	—	—	—	23,357	86,749	230,597	300,257	311,284

Trade with Principal Countries, distinguishing Principal Articles; Quantities and Values—continued.

ARTICLES.	QUANTITIES.					VALUE.				
	1908-9.	1909-10.	1910-11.	1911-12.	1912-13.	1908-9.	1909-10.	1910-11.	1911-12.	1912-13.
BAHREIN ISLANDS.										
Imports therefrom:										
Precious Stones and Pearls (unset)						£	£	£	£	£
Other Articles						176,013	255,398	256,087	311,630	381,360
TOTAL						6,194	14,750	20,909	12,486	17,647
Exports of Foreign Merchandise:										
Cotton Manufactures, including Twist and Yarn						60,300	82,396	128,666	163,590	144,904
Other Articles						24,198	29,507	50,559	59,275	84,403
TOTAL						84,498	111,903	179,218	223,265	329,307
Exports of Indian Produce, &c.										
Cotton Manufactures, including Twist and Yarn						13,307	20,034	37,742	38,325	29,633
Rice Cwt.	844,991	376,897	359,528	374,145	340,477	167,194	163,672	157,439	169,078	155,798
Other Articles						35,124	52,098	51,916	80,098	103,568
TOTAL						215,625	246,604	247,096	287,401	289,000
BORNEO (BRITISH AND DUTCH).										
Imports therefrom:										
Mineral Oils - Gals.	16,309,546	12,157,540	10,948,005	21,950,397	20,841,441	270,802	227,494	186,025	408,459	372,552
Other Articles						0	3	254	24	187
TOTAL						270,802	227,487	186,279	408,483	372,739
Exports (Foreign and Indian) thereto:										
Miscellaneous Articles						691	612	5,580	8,347	2,070
CELEBES AND OTHER ISLANDS.										
Exports of Indian Produce, &c.:										
Rice - Cwt.	16,416	47,512	82,242	112,762	146,921	5,039	13,446	25,164	38,838	54,828
Other Articles						4,662	718	3,049	5,459	0,032
TOTAL						9,701	14,159	28,213	44,297	54,860
CEYLON.										
Imports therefrom:										
Hides and Skins, raw, dressed and tanned - Cwt.						8,325	8,236	9,062	10,430	9,858
Jute, Gunny Bags - No.	3,398,018	3,205,396	4,048,056	4,913,949	4,434,960	38,096	36,244	43,431	50,676	53,271
Spices (chiefly Betelnuts) Lb.	15,623,600	15,100,970	15,083,397	12,030,678	10,942,977	148,252	150,229	166,270	129,589	167,918
Tea	1,811,296	1,462,685	1,250,743	1,834,429	1,897,439	52,233	40,138	33,099	54,763	61,140
Other Articles						188,714	191,015	196,924	185,209	184,535
TOTAL						451,121	442,551	471,863	460,078	503,564
Exports of Foreign Merchandise:										
Cotton Manufactures, including Twist and Yarn						45,948	49,581	59,423	60,712	53,411
Other Articles						60,255	81,880	73,834	104,619	91,783
TOTAL						106,203	131,461	133,257	165,331	145,194
Exports of Indian Produce, &c.:										
Animals, Living - No.	303,885	367,046	408,767	465,747	459,460	74,751	75,784	110,673	122,357	140,023
Coal, Coke, and Patent Fuel - Tons	354,783	371,478	512,234	533,659	543,774	211,626	224,933	292,045	314,193	360,632
Coffee - Cwt.	14,482	11,350	10,221	11,619	12,842	35,561	28,390	28,256	40,852	48,226
Cotton Manufactures, including Twist and Yarn						242,637	284,829	274,152	243,024	215,392
Fish - Cwt.	170,640	185,131	240,859	246,595	213,116	117,672	130,491	171,098	178,185	159,363
Fruits and Vegetables						61,699	72,215	84,001	86,078	99,637
Grain, Pulse, and Flour:										
Pulse - Cwt.	94,574	132,579	249,578	203,360	230,891	37,803	49,721	91,277	71,710	84,776
Rice - " "	5,103,624	6,099,310	7,236,183	7,619,558	7,628,364	2,140,146	2,363,794	2,866,081	3,065,444	3,343,049
Wheat Flour - " "	97,979	120,127	132,992	156,064	165,025	50,233	71,237	70,711	84,783	92,671
Other Sorts - " "	52,133	53,741	74,485	86,708	98,228	18,378	18,339	22,459	26,875	31,066
Jute Manufactures - Tons	16,694	14,515	21,545	23,959	23,209	51,250	44,092	69,630	82,592	98,162
Manures - " "	648,816	697,466	944,688	856,685	964,723	177,416	182,952	243,157	250,285	292,828
Oilcakes - Cwt.						14,071	17,172	21,118	25,412	25,350
Oils - Gals.	145,448	189,725	214,206	241,618	245,564	26,106	25,742	30,227	42,705	39,968
Provisions - Cwt.						1,690	11,977	45,379	105,219	137,525
Rubber, Raw	117	352	1,206	3,423	4,501	8,830	12,324	13,885	20,387	31,620
Saltpetre - " "	12,824	19,609	22,847	29,261	44,469	69,484	61,325	86,495	96,971	84,662
Seeds - " "	99,777	88,932	105,154	133,394	127,642	83,593	86,152	109,148	106,375	103,460
Spices - Lb.	8,055,500	7,143,500	8,915,793	10,490,050	9,932,897	163,358	162,658	203,828	187,918	179,739
Tea	3,909,126	3,679,106	4,570,029	4,315,479	4,214,551	235,165	244,655	312,616	329,252	365,082
Other Articles										
TOTAL						3,865,487	4,199,183	5,176,179	5,529,826	5,974,001

Trade with Principal Countries, distinguishing Principal Articles; Quantities and Values—continued.

ARTICLES.	QUANTITIES.					VALUE.				
	1908-9.	1909-10.	1910-11.	1911-12.	1912-13.	1908-9.	1909-10.	1910-11.	1911-12.	1912-13.
CHINA—HONG-KONG.						£	£	£	£	£
Imports therefrom:										
Drugs and Medicines - - -	—	—	—	—	—	41,116	55,957	47,867	31,731	37,812
Fireworks - - - - -	—	—	—	—	—	18,695	24,178	44,818	40,042	26,742
Grain, Pulse, and Flour Cwt.	313,936	72,179	51,765	59,044	55,146	128,613	31,351	25,415	28,890	26,364
Provisions - - - - -	—	—	—	—	—	14,550	16,261	19,721	21,824	28,086
Silk:										
Raw - - - - - Lb.	657,671	644,940	741,289	630,222	783,266	158,724	134,839	160,050	160,568	192,509
Manufactures - - - - -	—	—	—	—	—	123,072	142,375	158,071	111,705	139,863
Sugar, 16 Dutch Standard and above - Cwt.	65,598	84,207	206,213	79,011	42,382	65,737	63,652	156,251	66,380	35,925
Other Articles - - - - -	—	—	—	—	—	101,175	130,813	166,195	147,770	148,479
TOTAL - - - - -	—	—	—	—	—	651,732	599,426	778,388	608,910	635,280
Exports of Foreign Merchandise:										
Fishmaws and Sharkfins - - - - - Cwt.	6,229	3,571	3,101	4,923	5,668	35,622	23,273	22,149	35,475	40,807
Other Articles - - - - -	—	—	—	—	—	70,752	69,145	63,163	38,004	42,942
TOTAL - - - - -	—	—	—	—	—	106,374	92,418	85,312	73,479	83,749
Exports of Indian Produce, &c.:										
Chemicals (chiefly Saltpetre) - - -	—	—	—	—	—	55,013	73,369	76,865	72,534	80,490
Cotton:										
Raw - - - - - Cwt.	97,653	106,122	91,850	42,016	78,763	186,093	243,005	258,054	123,065	205,971
Twist and Yarn - - - - - Lb.	90,737,748	83,740,433	80,878,533	55,933,830	94,345,774	2,532,470	2,342,112	2,520,845	1,861,769	3,041,619
Drugs and Medicines - - - - -	—	—	—	—	—	26,485	13,849	50,085	25,205	29,395
Fishmaws and Sharkfins - - - - - Cwt.	3,415	6,236	5,864	3,563	2,952	22,357	44,932	46,739	25,807	20,496
Grain, Pulse, and Flour - - - - -	43,101	137,305	340,927	244,752	421,327	12,435	30,553	77,577	66,510	147,235
Jadestone - - - - -	2,719	3,519	2,726	978	1,716	69,510	69,900	57,840	18,860	15,087
Jute Manufactures - - - - -	—	—	—	—	—	66,348	70,215	29,251	56,081	40,862
Opium - - - - - Cwt.	33,408	44,206	29,589	17,055	10,844	2,230,755	3,377,222	3,963,264	3,019,858	2,406,084
Seeds - - - - -	79,697	46,014	23,905	46,630	174,216	32,567	16,407	11,247	22,622	80,006
Tobacco - - - - - Lb.	356,030	90,415	2,116,357	3,675,384	7,718,159	2,920	1,249	14,262	22,580	59,744
Other Articles - - - - -	—	—	—	—	—	72,474	85,736	178,453	106,870	124,919
TOTAL - - - - -	—	—	—	—	—	5,309,427	6,368,549	7,284,482	5,421,761	6,251,910
CHINA—TREATY PORTS.										
Imports therefrom:										
Drugs and Medicines - - - - -	—	—	—	—	—	46,615	38,478	51,929	54,154	38,461
Glass and Glassware (mainly Bangles) - - - - -	—	—	—	—	—	34,364	40,684	33,372	28,491	32,015
Silk:										
Raw - - - - - Lb.	1,122,656	1,404,021	1,077,160	1,309,802	2,584,002	430,758	456,727	399,717	473,439	877,706
Manufactures - - - - -	—	—	—	—	—	190,219	201,576	224,257	253,910	251,977
Tea - - - - - Lb.	1,791,227	1,443,883	2,243,653	3,833,702	1,569,574	65,194	52,725	71,378	113,193	46,388
Other Articles - - - - -	—	—	—	—	—	122,771	92,985	110,275	110,837	129,278
TOTAL - - - - -	—	—	—	—	—	889,921	883,175	935,928	1,034,024	1,375,825
Exports of Foreign Merchandise:										
Miscellaneous Articles - - - - -	—	—	—	—	—	6,034	6,660	13,109	4,525	10,633
Exports of Indian Produce, &c.:										
Cotton:										
Raw - - - - - Cwt.	122,478	239,577	67,590	48,097	118,007	252,300	576,131	179,129	129,607	315,487
Twist and Yarn - - - - - Lb.	117,309,700	116,564,623	77,961,258	78,382,986	89,002,755	3,152,908	3,302,718	2,399,261	2,410,314	2,844,119
Piece Goods - - - - - Yds.	3,545,874	5,776,511	1,789,779	212,088	1,180,857	32,304	53,384	16,200	2,618	11,638
Grain, Pulse, and Flour Cwt.	28,925	35,479	474,632	412,842	252,746	9,246	9,114	188,383	141,516	91,640
Jute Manufactures - - - - -	—	—	—	—	—	191,523	397,936	171,969	251,082	490,612
Opium - - - - - Cwt.	39,512	13,873	14,970	17,142	12,905	2,703,371	1,234,432	2,203,670	3,614,887	3,242,907
Tea - - - - - Lb.	5,789,689	6,207,582	8,216,823	5,007,671	9,111,147	165,294	175,421	275,236	136,654	272,702
Other Articles - - - - -	—	—	—	—	—	65,928	31,747	46,180	43,860	67,895
TOTAL - - - - -	—	—	—	—	—	6,573,374	5,780,878	5,430,028	6,730,538	7,337,000
FEDERATED MALAY STATES.										
Exports (Foreign and Indian) thereto:										
Miscellaneous Articles - - - - -	—	—	—	—	—	3,989	30,204	50,008	88,649	139,479
FRENCH INDO-CHINA.										
Imports therefrom:										
Miscellaneous Articles - - - - -	—	—	—	—	—	119	32,601	347	350	252
Exports (Foreign and Indian) thereto:										
Cotton, Raw - - - - - Cwt.	13,407	8,696	9,550	1,830	0	26,115	20,307	27,833	6,075	0
Jute Manufactures - - - - -	—	—	—	—	—	226,394	182,332	243,379	181,730	158,874
Opium - - - - - Cwt.	2,052	2,999	1,489	3,115	1,180	118,933	207,287	207,722	325,500	99,018
Other Articles - - - - -	—	—	—	—	—	12,479	18,661	23,813	28,865	23,624
TOTAL - - - - -	—	—	—	—	—	383,921	428,787	507,747	492,170	286,516

Trade with Principal Countries, distinguishing Principal Articles; Quantities and Values—continued.

ARTICLES.	QUANTITIES.					VALUE.				
	1908-9.	1909-10.	1910-11.	1911-12.	1912-13.	1908-9.	1909-10.	1910-11.	1911-12.	1912-13.
JAPAN.										
Imports therefrom:						£	£	£	£	£
Apparel	—	—	—	—	—	—	—	—	—	—
Camphor - - - - - Lb.	359,794	734,717	740,741	859,634	1,088,640	45,523	43,860	62,525	53,306	72,522
Coal, Coke, and Patent Fuel - - - Tons	5,950	5,523	13,629	14,093	107,738	37,688	62,576	63,737	73,500	94,852
Cotton Hosiery	—	—	—	—	—	5,747	5,155	16,733	16,343	112,104
Other Cotton Manufactures, including Twist and Yarn	—	—	—	—	—	241,665	304,206	461,339	438,035	414,951
Earthenware and Porcelain	—	—	—	—	—	4,283	5,152	37,030	65,656	121,238
Haberdashery and Millinery	—	—	—	—	—	14,042	19,380	21,706	26,702	30,984
Glass and Glassware	—	—	—	—	—	42,093	41,516	63,612	86,083	71,334
Matches	—	—	—	—	—	15,437	31,521	84,917	92,397	150,850
Metals (mainly Copper) Tons	1,980	2,786	4,393	2,052	807	79,512	134,821	135,996	154,134	261,377
Silk Manufactures	—	—	—	—	—	138,660	186,510	287,858	144,533	61,690
Spices - - - - - Lb.	2,102,781	1,261,912	1,506,196	1,439,215	2,124,633	660,973	684,707	795,103	905,898	1,030,309
Umbrella Fittings	—	—	—	—	—	24,295	16,576	24,604	32,182	20,783
Other Articles	—	—	—	—	—	18,913	23,699	26,586	35,049	28,210
TOTAL	—	—	—	—	—	1,431,365	1,680,807	2,247,935	2,318,307	2,711,132
Exports of Foreign Merchandise:										
Miscellaneous Articles	—	—	—	—	—	9,940	7,608	6,785	10,497	16,238
Exports of Indian Produce, &c.:										
Cotton, Raw - - - - - Cwt.	2,226,446	3,303,375	2,852,453	3,514,651	3,591,768	4,467,634	8,023,896	8,353,427	9,475,669	9,664,544
Grain, Pulse, and Flour:										
Rice - - - - - "	411,053	261,356	1,232,348	2,818,448	4,824,639	145,368	69,213	371,272	1,134,226	1,811,475
Other Sorts - - - - - "	17,024	15,476	94,745	41,756	193,245	4,078	4,060	25,909	10,438	56,523
Hides and Skins, dressed or tanned	4,005	4,683	7,798	8,795	9,146	46,405	53,092	66,624	95,703	102,511
Jute, Raw - - - - - Tons	1,584	2,632	3,302	3,959	4,652	20,831	32,361	48,893	72,390	97,729
" Manufactures - - - - - "	—	—	—	—	—	33,885	135,198	33,154	46,513	45,539
Manures - - - - - Tons	2,468	4,335	4,905	6,658	9,892	9,918	19,153	22,604	31,026	50,243
Metals (chiefly Iron or Steel)	0	2	75	8,667	83,955	3	31	1,080	11,817	281,042
Oilcakes - - - - - Cwt.	25,060	1	297,576	502,468	736,786	4,797	3	58,806	98,550	140,453
Opium - - - - - "	0	0	0	624	1,392	0	0	0	76,817	120,545
Paraffin Wax - - - - - "	14,102	23,544	27,122	39,900	26,674	21,392	35,709	40,904	55,553	40,459
Other Articles	—	—	—	—	—	38,975	39,464	49,745	44,467	46,778
TOTAL	—	—	—	—	—	4,798,286	8,417,180	8,996,568	11,152,767	12,472,830
JAVA.										
Imports therefrom:										
Sugar - - - - - Cwt.	7,159,380	8,833,845	10,531,581	10,007,533	10,957,862	4,048,344	5,182,561	5,954,305	6,250,013	6,294,535
Teak - - - - - Cub. Tons	5,131	8,653	5,386	3,595	3,299	32,347	50,724	29,068	22,404	21,637
Other Articles (mainly Tea)	—	—	—	—	—	54,029	63,518	50,580	41,631	43,213
TOTAL	—	—	—	—	—	4,134,720	5,296,803	6,033,973	6,314,048	6,359,405
Exports of Foreign Merchandise:										
Miscellaneous Articles	—	—	—	—	—	7,666	6,940	5,284	5,826	7,790
Exports of Indian Produce, &c.:										
Cotton, Twist and Yarn Lb.	752,420	927,175	1,351,439	1,018,050	237,550	26,030	34,539	55,426	43,324	9,758
Jute, Gunny Bags - - - No.	8,271,220	8,872,350	11,533,400	9,774,800	17,025,301	172,499	174,724	229,808	218,840	426,608
Opium - - - - - Cwt.	1,423	1,985	3,117	3,219	4,415	88,410	138,035	386,825	362,120	383,403
Rice - - - - - "	201,148	2,061,599	5,162,193	5,556,779	3,198,569	64,386	582,420	1,655,975	2,189,809	1,240,070
Seeds - - - - - "	1,696	3,058	4,422	9,851	10,553	13,206	16,729	27,432	63,245	70,572
Other Articles	—	—	—	—	—	41,828	32,357	83,234	23,022	22,710
TOTAL	—	—	—	—	—	406,359	978,804	2,388,605	2,845,390	2,159,732
MALDIVES.										
Imports therefrom:										
Miscellaneous Articles	—	—	—	—	—	7,489	9,802	8,045	8,304	10,561
Exports (Foreign and Indian) thereto:										
Miscellaneous Articles	—	—	—	—	—	5,998	8,757	9,533	10,486	18,969
PERSIA.										
Imports therefrom:										
Drugs and Medicines	—	—	—	—	—	15,025	25,439	29,421	22,200	24,625
Fruits and Vegetables	—	—	—	—	—	89,244	106,131	123,160	135,961	127,176
Gums and Resins - - - - - Cwt.	25,023	27,999	30,111	18,823	28,467	17,552	19,895	26,264	17,760	28,442
Hides and Skins, Raw - - - Gals.	7,463	11,944	7,632	6,707	8,354	21,099	33,862	31,133	18,670	24,658
Oils, Mineral - - - - - "	20	109	1	80	1,258,438	1	4	0	4	33,053
Precious Stones and Pearls (unset)	—	—	—	—	—	52,022	33,220	83,247	59,200	87,780
Wool, Raw - - - - - Lb.	1,741,079	1,805,070	1,923,309	2,065,249	2,551,840	35,091	39,574	61,871	62,328	80,668
Other Articles	—	—	—	—	—	64,413	91,435	63,543	69,260	66,333
TOTAL	—	—	—	—	—	294,447	349,560	413,539	405,283	473,336

Trade with Principal Countries, distinguishing Principal Articles; Quantities and Values—continued.

ARTICLES.	QUANTITIES.					VALUE.				
	1908-9.	1909-10.	1910-11.	1911-12.	1912-13.	1908-9.	1909-10.	1910-11.	1911-12.	1912-13.
PERSIA—cont.										
Exports of Foreign Merchandise:						£	£	£	£	£
Cotton Twist and Yarn Lb.	497,160	849,120	718,660	506,500	541,300	27,566	46,840	42,834	29,815	32,089
Manufactures						180,919	171,409	244,242	835,600	229,285
Metals Tons	784	492	762	716	784	24,974	17,284	24,746	22,488	20,310
Sugar Cwt.	31,264	64,713	99,786	39,318	35,255	20,147	43,368	70,863	28,614	25,714
Other Articles						63,044	58,128	81,709	98,438	102,606
TOTAL						316,650	337,029	464,394	514,955	409,994
Exports of Indian Produce, &c.:										
Cotton Twist and Yarn Lb.	1,757,500	2,342,070	2,541,335	1,587,326	1,874,450	64,488	86,211	99,837	65,408	76,377
Manufactures						62,754	120,873	77,779	85,487	73,249
Grain, Pulse, and Flour:										
Rice Cwt.	151,195	148,109	114,630	109,830	170,490	73,740	66,152	44,766	48,559	79,609
Other Sorts	73,724	134,865	51,302	11,492	27,690	27,221	47,088	19,014	4,880	12,481
Jute Manufactures						5,710	8,952	13,646	18,358	10,834
Other Articles						97,616	82,218	81,204	90,153	85,732
TOTAL						331,529	411,494	386,246	312,840	338,282
PHILIPPINES.										
Imports therefrom:										
Hemp, Raw Cwt.	22,512	26,256	24,874	24,998	27,157	26,850	31,359	33,574	29,295	36,092
Other Articles						10,140	7,999	4,274	4,934	8,602
TOTAL						36,990	39,258	37,848	34,229	44,694
Exports (Foreign and Indian) thereto:										
Cotton Piece Goods Yds.	3,056,475	1,649,894	617,748	292,447	89,451	37,388	21,165	7,047	3,348	517
Rice Cwt.	10	87,465	180,000	390,309	521,371	8	25,881	52,852	166,601	213,013
Other Articles						38,782	47,561	40,580	43,284	51,736
TOTAL						76,178	94,607	100,479	213,233	265,266
SIAM.										
Imports therefrom:										
Teak Cub. Tons	44,763	35,534	48,284	37,534	24,332	285,581	221,001	288,470	232,122	164,314
Other Articles						13,080	4,538	3,932	17,723	42,479
TOTAL						298,661	225,539	292,402	249,850	206,793
Exports of Foreign Merchandise:										
Miscellaneous Articles						37,044	23,883	21,271	14,252	11,578
Exports of Indian Produce, &c.:										
Cotton Piece Goods Yds.	2,561,967	3,102,241	3,647,825	3,594,252	4,551,202	29,527	35,969	51,686	56,012	65,467
Jute, Gunny Bags No.	3,912,142	3,244,164	13,077,000	3,432,518	6,140,420	183,999	155,450	242,701	67,465	134,092
Opium Cwt.	293	0	73	1,681	2,692	17,533	0	10,217	190,657	263,177
Other Articles						46,135	56,563	44,359	49,067	54,305
TOTAL						277,194	247,982	348,963	362,201	517,041
STRAITS SETTLEMENTS.										
Imports therefrom:										
Canes and Rattans Cwt.	49,308	40,194	46,206	48,034	42,512	31,354	26,635	28,236	30,255	28,216
Cotton Manufactures, including Twist and Yarn						37,072	47,510	60,015	74,236	50,485
Dyeing and Tanning Substances (chiefly Gambier)						38,202	47,647	48,400	50,845	62,978
Fish Cwt.	214,662	195,101	142,074	129,755	134,019	182,690	193,497	129,559	137,280	139,686
Fruits and Vegetables						40,438	41,280	38,442	41,159	49,180
Gums and Resins (chiefly Benjamin) Cwt.	17,644	16,466	12,932	17,625	15,795	31,064	29,288	29,313	45,809	41,992
Matches						62,966	86,005	83,876	68,040	12,127
Metals: Tin Cwt.	32,690	34,650	33,212	30,388	28,645	250,437	260,858	270,176	292,458	282,705
Oil, Mineral Gals.	2,247,717	3,818,479	7,676,518	5,855,802	4,306,739	61,728	88,355	178,318	84,090	88,557
Provisions						146,231	134,687	133,780	148,539	182,699
Rice Cwt.	607,004	189,738	123,498	1,141	2,630	282,799	79,825	51,517	542	1,376
Silk, Raw Lb.	244,057	189,548	199,244	220,653	106,377	75,244	47,153	52,238	60,630	33,202
Spices:										
Betelnuts	37,966,039	106,561,199	124,186,602	116,398,268	118,033,366	389,095	450,121	564,377	576,839	628,393
Other	10,763,817	4,553,791	6,565,641	4,001,972	3,936,256	161,901	72,771	105,111	76,625	87,683
Sugar Cwt.	22,375	20,508	11,641	11,863	71,027	14,864	14,910	8,751	10,056	51,987
Wood and Timber						46,974	42,721	43,306	47,040	47,584
Other Articles						254,455	226,468	243,652	240,800	267,324
TOTAL						2,107,514	1,889,726	2,069,061	1,985,243	2,057,024
Exports of Foreign Merchandise:										
Cotton Manufactures (including Twist and Yarn)						25,729	26,448	33,241	35,839	33,022
Other Articles						59,214	68,998	78,852	86,930	89,938
TOTAL						84,943	95,446	111,573	122,769	121,960

Trade with Principal Countries, distinguishing Principal Articles; Quantities and Values—continued.

ARTICLES.	QUANTITIES.					VALUE.				
	1908-9.	1909-10.	1910-11.	1911-12.	1912-13.	1908-9.	1909-10.	1910-11.	1911-12.	1912-13.
STRAITS SETTLEMENTS—cont.										
Exports of Indian Produce, &c.:						£	£	£	£	£
Animals, Living - No.	47,178	43,820	48,376	50,938	71,918	24,124	30,433	33,834	39,735	62,536
Coal and Coke - Tons	108,801	174,006	223,975	198,255	155,005	62,802	102,705	129,976	113,560	107,380
Cotton:										
Twist and Yarn - Lb.	4,499,204	5,087,553	3,118,024	4,485,296	4,575,650	143,868	166,580	113,098	174,907	175,834
Manufactures						268,345	309,315	341,523	358,377	427,776
Fish - Cwt.	3,805	3,820	3,518	3,943	3,995	20,629	21,109	21,951	21,633	24,633
Fodder, &c.						87,551	73,168	81,406	109,633	134,451
Fruits and Vegetables						44,390	53,707	71,766	77,811	92,091
Hides and Skins:										
Raw and Dressed - Cwt.	6,939	6,101	3,991	2,983	3,546	54,812	50,929	40,248	31,279	33,216
Jute Manufactures						317,793	246,592	223,644	180,372	218,250
Metals - Tons	268	202	474	698	520	4,655	12,443	14,456	37,798	38,018
Opium - Cwt.	16,376	16,338	13,402	9,795	7,473	1,032,220	1,234,763	1,692,053	1,099,801	704,870
Provisions:										
Pulse - Cwt.	72,425	123,544	146,561	127,471	162,111	73,657	80,344	89,945	87,118	105,075
Rice	3,041,047	4,053,114	5,834,723	7,730,863	8,187,592	30,777	44,670	50,966	44,009	61,417
Seeds	77,795	59,097	83,252	82,442	83,985	977,865	1,141,564	1,734,208	2,987,798	3,312,804
Spices - Lb.	3,167,667	4,069,645	2,451,654	2,685,973	4,308,055	42,228	42,013	69,260	55,637	47,104
Tobacco	2,794,403	2,581,035	3,156,649	3,558,998	3,790,883	29,699	46,487	24,226	23,927	36,945
Wheat Flour - Cwt.	96,364	40,514	43,125	53,258	73,896	58,544	66,963	79,242	68,708	97,151
Other Articles						20,363	21,220	20,248	23,411	35,177
TOTAL						185,007	235,590	237,746	299,299	291,725
SUMATRA.										
Imports therefrom:										
Mineral Oil - Gals.	10,607,936	5,031,480	6,265,433	2,026,616	4,900,586	241,081	103,146	163,584	32,472	81,202
Other Articles -						19,531	450	404	123	158
TOTAL						260,612	103,596	163,988	32,595	81,360
Exports (Foreign and Indian) thereto:										
Coal, Coke, and Patent Fuel - Tons	79,288	78,906	111,758	170,049	130,139	45,560	47,366	67,440	67,222	86,759
Rice - Cwt.	206,307	360,405	259,996	189,350	107,028	65,986	107,913	83,901	67,037	40,699
Other Articles -						6,906	6,679	11,655	45,706	55,101
TOTAL						118,452	161,958	162,996	179,965	182,550
TURKEY, ASIATIC (LEVANT AND BLACK SEA).*										
Imports therefrom: Miscellaneous Articles									31,856	42,741
Exports of Foreign Merchandise: Miscellaneous Articles									2,940	906
Exports of Indian Produce, &c.:										
Cotton Twist and Yarn - Lb.				4,788,530	4,568,589				156,860	145,127
Hides and Skins - Cwt.				31,673	16,539				82,346	38,647
Jute Manufactures - Cwt.									59,040	76,060
Rice - Cwt.				1,062,915	890,088				381,882	327,648
Tea, Black - Lb.				654,817	931,017				21,614	27,838
Other Articles -									32,823	29,409
TOTAL									784,974	645,379
TURKEY, ASIATIC (RED SEA).*										
Imports therefrom: Salt - Tons				56,190	37,787				52,322	35,611
Other Articles -									2,435	3,535
TOTAL									54,757	39,146
Exports of Foreign Merchandise									6,104	4,886
Exports of Indian Produce, &c.:										
Rice - Cwt.				320,127	607,768				119,497	272,058
Other Articles -									32,511	36,627
TOTAL									152,008	309,585
TURKEY, ASIATIC (PERSIAN GULF).*										
Imports therefrom: Fruits and Vegetables (chiefly Dates) - Cwt.				44,148	81,713				206,210	160,442
Grain, Pulse, and Flour - Cwt.				1,460	682				21,256	29,352
Horses - No.									29,230	13,076
Precious Stones and Pearls (unset) -										
Other Articles -									33,610	44,210
TOTAL									36,151	35,789
Exports of Foreign Merchandise: Cotton Manufactures (including Twist and Yarn) - Tons				602	681				26,156	18,134
Metals - Tons									21,578	19,476
Other Articles -									72,176	97,786
TOTAL									119,910	135,396

* Included in "Turkey, Asiatic (Total)" prior to 1911-12.

Trade with Principal Countries, distinguishing Principal Articles; Quantities and Values—concluded.

ARTICLES.	QUANTITIES.					VALUE.				
	1908-9.	1909-10.	1910-11.	1911-12.	1912-13.	1908-9.	1909-10.	1910-11.	1911-12.	1912-13.
TURKEY, ASIATIC (PERSIAN GULF)^a—cont.						£	£	£	£	£
Exports of Indian Produce, &c.:										
Coffee - Cwt.	—	—	—	10,917	6,505	—	—	—	39,558	24,496
Cotton Manufactures:										
Twist and Yarn - Lb.	—	—	—	2,810,933	1,870,200	—	—	—	94,849	61,647
Other Sorts	—	—	—	—	—	—	—	—	90,955	91,809
Dyeing and Tanning Substances - Cwt.	—	—	—	9,495	8,555	—	—	—	28,359	24,301
Jute, Gunny Bags - No.	—	—	—	1,868,521	1,530,159	—	—	—	37,941	35,072
Rice - Cwt.	—	—	—	191,091	103,442	—	—	—	70,873	47,206
Spices - Lb.	—	—	—	746,368	1,338,968	—	—	—	16,455	30,950
Tea, Black	—	—	—	2,258,359	3,112,250	—	—	—	75,131	99,316
Other Articles	—	—	—	—	—	—	—	—	90,824	85,388
TOTAL	—	—	—	—	—	—	—	—	544,945	500,685
TURKEY, ASIATIC (TOTAL).										
Imports therefrom:										
Animals, Living - No.	976	891	2,562	1,469	683	21,307	19,047	50,087	29,288	13,096
Fruits and Vegetables (chiefly Dates)	—	—	—	—	—	186,191	241,013	224,570	217,390	185,190
Grain, Pulse, and Flour Cwt.	233,168	14,625	8,954	44,150	81,713	110,581	5,954	3,591	21,257	39,352
Precious Stones and Pearls (unset)	—	—	—	—	—	3,112	18,420	42,020	34,363	45,936
Salt - Tons	102,468	53,886	53,373	66,571	37,787	96,438	51,834	43,436	61,742	35,611
Other Articles	—	—	—	—	—	27,341	38,472	51,630	49,030	55,571
TOTAL	—	—	—	—	—	445,470	374,740	420,334	413,070	374,756
Exports of Foreign Merchandise:										
Cotton Manufactures, including Twist and Yarn	—	—	—	—	—	66,776	58,119	30,676	27,208	18,280
Metals - Tons	733	717	956	602	683	18,604	21,445	35,086	21,578	19,491
Sugar - Cwt.	29,851	33,106	22,570	17,276	29,793	19,131	22,000	15,480	12,046	21,963
Other Articles	—	—	—	—	—	65,968	54,780	63,684	68,031	81,449
TOTAL	—	—	—	—	—	170,499	156,344	144,926	128,863	141,188
Exports of Indian Produce, &c.:										
Cotton Manufactures:										
Twist and Yarn - Lb.	9,781,635	10,411,023	9,892,676	7,600,163	6,440,164	255,093	298,654	311,017	251,730	206,631
Other Sorts	—	—	—	—	—	130,190	130,177	220,913	93,020	92,992
Hides, Raw - Cwt.	16,263	25,823	33,371	31,132	16,088	34,364	59,427	80,976	79,067	35,868
Indigo	3,455	4,780	2,740	2,666	2,731	52,025	68,055	40,188	39,267	35,213
Jute, Gunny Bags - No.	5,324,617	5,258,012	6,591,643	4,036,121	4,069,594	105,851	90,894	125,805	87,320	101,613
Rice - Cwt.	383,244	656,774	653,780	1,583,133	1,591,293	187,539	270,125	223,785	572,252	647,312
Spices - Lb.	1,839,561	1,641,881	1,270,356	753,106	1,367,599	31,753	29,291	27,640	16,575	31,663
Tea, Black	3,316,001	2,606,552	3,638,060	3,124,300	4,396,075	97,620	80,278	114,681	103,455	138,265
Other Articles	—	—	—	—	—	226,967	264,052	145,117	189,241	165,387
TOTAL	—	—	—	—	—	1,120,502	1,290,953	1,290,122	1,431,927	1,455,649
AUSTRALIA.										
Imports therefrom:										
Coal - Tons	145,796	27,189	44,505	35,718	95,596	151,056	27,843	44,798	39,046	100,622
Horses - No.	4,867	6,181	8,200	7,417	6,502	142,324	181,758	280,283	221,251	157,278
Railway Materials	—	—	—	—	—	103,467	294,046	236,434	280,764	218,476
Wheat - Cwt.	393,934	40	0	0	0	172,243	25	0	0	0
Wood, Unmanufactured	—	—	—	—	—	33,395	42,142	64,977	60,351	34,195
Wool, Raw - Lb.	186,119	453,554	700,318	445,772	459,850	7,586	22,196	32,766	17,938	23,247
Other Articles	—	—	—	—	—	72,026	69,509	97,345	111,313	102,334
TOTAL	—	—	—	—	—	682,097	637,519	756,603	790,713	636,202
Exports of Foreign Merchandise:										
Miscellaneous Articles	—	—	—	—	—	2,587	3,095	2,241	5,514	3,103
Exports of Indian Produce, &c.:										
Coal - Tons	0	121,096	0	0	0	0	64,896	0	0	0
Coffee - Cwt.	8,723	9,971	10,582	8,398	12,913	23,457	33,215	36,989	31,586	50,593
Hides and Skins, Raw	5,015	5,878	9,400	5,757	4,495	27,101	93,644	48,649	28,452	24,216
Jute Manufactures:										
Gunny Bags - No.	41,632,358	56,701,206	63,825,535	42,698,765	33,125,330	858,734	1,058,346	1,251,545	901,789	927,419
Gunny Cloth - Yds.	16,330,783	16,049,281	22,522,678	19,543,430	20,619,299	158,070	138,189	178,098	172,946	221,754
Oils, Vegetable (chiefly Castor) - Gals.	355,309	362,183	500,716	638,250	318,266	32,676	29,837	47,880	62,675	29,211
Paraffin Wax - Cwt.	13,001	22,097	33,174	30,497	21,758	20,087	34,065	50,295	46,264	32,301
Rice	343,679	292,908	417,999	484,281	669,918	98,868	72,613	117,126	155,741	238,055
Tea - Lb.	8,194,582	8,159,824	8,782,120	9,581,874	8,969,397	200,517	229,093	260,233	285,585	268,534
Other Articles	—	—	—	—	—	104,778	98,847	127,078	165,596	172,356
TOTAL	—	—	—	—	—	1,529,288	1,792,535	2,117,893	1,851,634	1,954,842
NEW ZEALAND.										
Imports therefrom:										
Miscellaneous Articles	—	—	—	—	—	14,479	3,745	3,736	560	264
Exports of Foreign Merchandise:										
Miscellaneous Articles	—	—	—	—	—	124	585	193	356	698
Exports of Indian Produce, &c.:										
Jute Manufactures	—	—	—	—	—	189,788	253,382	204,587	206,119	284,570
Manures - Tons	11,276	9,835	7,310	4,002	3,766	51,368	46,390	34,127	20,201	19,654
Oils, Vegetable (chiefly Castor and Linseed) - Gals.	176,068	160,788	151,994	196,743	162,736	18,654	15,478	16,565	21,080	18,718
Tea - Lb.	593,787	446,014	564,840	442,258	426,428	16,803	13,929	18,141	14,629	12,929
Other Articles	—	—	—	—	—	26,986	25,882	22,651	32,593	34,349
TOTAL	—	—	—	—	—	303,597	355,061	296,071	294,922	370,220
FIJI ISLANDS.										
Exports of Indian Produce, &c.:										
Miscellaneous Articles	—	—	—	—	—	38,080	21,499	37,031	67,783	57,112

* Included in "Turkey, Asiatic (Total)" prior to 1911-12.

IMPORTS OF TREASURE FROM DIFFERENT COUNTRIES.

COUNTRIES.	1908-9.	1909-10.	1910-11.	1911-12.	1912-13.
GOLD :					
UNITED KINGDOM	£ 3,335,443	£ 7,642,484	£ 10,734,157	£ 11,638,870	£ 9,950,196
BRITISH POSSESSIONS :					
Malta and Gozo	0	0	19,000	19,395	15,290
Aden	99,374	173,970	193,187	447,214	288,914
Bahrain Islands	1	7,000	0	0	0
Ceylon	2,509	20	0	0	8,603
China, Hong-Kong	62,261	51,548	66,978	75,069	75,002
Straits Settlements	528,878	580,899	409,809	157,958	102,582
Cape Colony	19,425	140,808	85,229	267,850	837,153
East Africa Protectorate (including Zanzibar and Pemba)	5,000	15,000	10,000	0	0
Natal	1,639	677	0	13,000	0
Australia	84,262	46,835	365	69,154	58,649
Other Countries	977,809	1,948,430	1,899,581	8,343,463	7,176,352
	0	0	28	7	0
	1,781,157	2,958,187	2,684,177	9,393,110	8,562,545
	1	7,000	0	0	0
FOREIGN COUNTRIES :					
Austria-Hungary	927	24,263	59,913	7,804	192,347
France	4,377	1,017,261	317,475	669,615	79,371
Italy	61	0	0	0	0
Turkey, European	82	2,318	0	6,033	4,345
China, Treaty Ports	160	0	0	142,024	319,746
Muscat Territory and Trucial Oman	14,831	4,754	1,026	805	1,942
Other States in Arabia	105	20	0	0	1,147
Persia	8,565	1,526	250	4,449	179
Turkey, Asiatic	0	2,000	0	0	0
Egypt	355,668	336,167	362,654	338,968	450,817
Portuguese East Africa	99,216	4,690,714	4,433,484	5,456,255	7,968,666
Other Countries	1,205	704	1,870	1,680	476
	1,028	0	3	2,791	413
	486,220	6,077,727	5,176,675	6,630,424	9,014,449
	0	2,000	0	0	0
TOTAL VALUE	5,602,820	16,678,848	18,595,009	27,662,404	27,527,190
	1	9,000	0	0	0
QUANTITY - Oz.	1,334,107	4,095,042	4,527,061	6,871,312	6,813,489
SILVER :					
UNITED KINGDOM	7,984,246	6,632,770	5,970,070	6,961,591	5,197,137
	0	0	39	27	5,411,248
BRITISH POSSESSIONS :					
Aden	60,976	18,963	6,803	179	1,395
Bahrain Islands	5,775	1,849	1,691	664	527
Ceylon	64,545	11,309	13,333	35,065	127,934
China, Hong-Kong	122,691	108,743	128,371	5,729	1,508
Straits Settlements	148,071	174,741	333,280	87,741	102,040
East Africa Protectorate (including Zanzibar and Pemba)	246	247,656	33,413	6,286	2,202
Mauritius and Dependencies (including Seychelles)	79,043	42,542	13,333	334	10,541
Australia	102,527	384	0	0	0
New Zealand	459,700	336,905	470,868	597,113	521,972
	18,138	5,864	53,850	17,565	0
	1,055,937	947,107	1,053,251	750,012	767,592
	5,775	1,849	1,691	664	300,527
FOREIGN COUNTRIES :					
France	24,553	60,557	0	0	0
China, Treaty Ports	221,202	435,881	648,379	46,050	219,261
Japan	0	0	0	0	1,357,391
Mekran and Somiani*	1	0	1,000	0	0
Muscat Territory and Trucial Oman	2,965	—	—	—	—
Other States in Arabia	5,133	—	—	—	—
Persia	47,056	32,187	29,532	49,341	57,712
Siam	10,133	0	0	4,990	0
Turkey, Asiatic	7,450	387	0	343	59
	55,368	34,033	48,981	48,975	85,470
	53,834	54,084	44,123	26,822	20,000
	0	3,408	1,623	14,713	4,886
	73,777	98,129	74,313	64,587	122,268

* See footnote on page 25.

Imports of Treasure from Different Countries—concluded.

COUNTRIES.	1908-9.	1909-10.	1910-11.	1911-12.	1912-13.
SILVER—continued.					
FOREIGN COUNTRIES—continued.					
Egypt	£ 1,819	£ 475	£ 676	£ 1,287	£ 800
United States	10,622	26,883	21,801	15,333	149,835
Other Countries	586	551	88	93	292
	{ Private 444,899	{ Private 692,491	{ Private 826,898	{ Private 240,722	{ Private 640,083
	{ Government 69,100	{ Government 54,084	{ Government 44,123	{ Government 31,812	{ Government 1,377,391
TOTAL VALUE	{ Private 9,485,082	{ Private 8,272,368	{ Private 7,849,714	{ Private 7,952,325	{ Private 6,604,812
	{ Government 74,875	{ Government 55,933	{ Government 45,853	{ Government 32,503	{ Government 7,089,166
QUANTITY - Oz.	85,048,761	75,501,745	69,272,319	70,378,747	107,190,427
TOTAL GOLD AND SILVER:					
UNITED KINGDOM	{ Private 11,819,689	{ Private 14,275,204	{ Private 16,704,227	{ Private 18,600,461	{ Private 15,147,333
	{ Government 0	{ Government 0	{ Government 39	{ Government 27	{ Government 5,411,248
BRITISH POSSESSIONS:					
Malta and Gozo	0	0	19,000	19,395	15,290
Aden	{ Private 160,350	{ Private 192,933	{ Private 199,990	{ Private 447,393	{ Private 290,309
	{ Government 5,776	{ Government 8,849	{ Government 1,691	{ Government 664	{ Government 527
Bahrein Islands	67,054	11,329	13,333	35,065	136,537
Ceylon	184,952	160,291	195,350	80,798	76,510
China, Hong Kong	{ Private 676,950	{ Private 755,641	{ Private 743,090	{ Private 245,699	{ Private 204,622
	{ Government 0	{ Government 0	{ Government 0	{ Government 0	{ Government 300,000
Straits Settlements	{ Private 19,671	{ Private 388,464	{ Private 118,642	{ Private 274,136	{ Private 889,355
	{ Government 0	{ Government 0	{ Government 0	{ Government 0	{ Government 0
Cape Colony	5,000	15,000	10,000	0	0
East African Protectorate (including Zanzibar and Pemba)	80,682	43,219	13,333	13,334	10,541
Mauritius and Dependencies (including Seychelles)	102,527	384	28	0	0
Natal	84,262	46,835	365	69,155	58,649
Australia	1,437,508	2,285,334	2,370,448	8,940,576	7,698,824
New Zealand	18,138	5,864	53,850	17,565	0
Other Countries	0	0	0	7	0
	{ Private 2,837,094	{ Private 3,905,294	{ Private 3,737,429	{ Private 10,143,123	{ Private 9,330,137
	{ Government 5,776	{ Government 8,849	{ Government 1,691	{ Government 664	{ Government 300,527
FOREIGN COUNTRIES:					
Austria-Hungary	1,067	24,385	60,000	7,877	192,393
France	28,930	1,077,817	317,475	669,615	79,371
Turkey, European	101	2,325	0	6,052	4,356
China, Treaty Ports	{ Private 221,362	{ Private 435,881	{ Private 648,379	{ Private 188,075	{ Private 539,007
	{ Government 0	{ Government 0	{ Government 0	{ Government 0	{ Government 1,357,391
Japan	125	0	1,004	7	2
Mekran and Sonmiani*	{ Private 2,969	{ Private —	{ Private —	{ Private —	{ Private —
	{ Government 5,133	{ Government —	{ Government —	{ Government —	{ Government —
Muscat Territory and Trucial Oman	{ Private 61,888	{ Private 36,941	{ Private 30,557	{ Private 50,146	{ Private 59,654
	{ Government 10,133	{ Government 0	{ Government 0	{ Government 4,990	{ Government 0
Other States in Arabia	7,555	407	0	343	1,206
Persia	{ Private 63,933	{ Private 35,559	{ Private 49,231	{ Private 53,424	{ Private 85,649
	{ Government 53,834	{ Government 56,084	{ Government 44,123	{ Government 26,822	{ Government 20,000
Siam	0	3,408	1,623	14,713	4,836
Turkey, Asiatic	429,440	434,296	436,966	403,555	573,085
Egypt	100,535	4,691,189	4,434,160	5,457,542	7,963,966
Portuguese East Africa	1,602	740	1,871	1,680	476
United States	10,622	26,883	21,801	15,333	149,835
Other Countries	990	387	0	2,783	646
	{ Private 931,119	{ Private 6,770,218	{ Private 6,003,067	{ Private 6,871,145	{ Private 9,654,532
	{ Government 69,100	{ Government 56,084	{ Government 44,123	{ Government 31,812	{ Government 1,377,391
GRAND TOTAL	{ Private 15,087,902	{ Private 24,950,716	{ Private 26,444,723	{ Private 35,614,729	{ Private 34,132,002
	{ Government 74,876	{ Government 64,933	{ Government 45,853	{ Government 32,503	{ Government 7,089,166

No. 18.

DESCRIPTION OF TREASURE IMPORTED.

	1908-9.	1909-10.	1910-11.	1911-12.	1912-13.
GOLD:					
Bullion	£ 4,391,566	£ 7,285,323	£ 9,817,801	£ 8,965,867	£ 9,548,545
Coin: British	1,079,149	9,240,964	8,540,318	18,342,266	17,795,205
Other	132,106	161,061	236,890	354,271	183,440
SILVER:					
Bullion	8,965,408	7,775,410	7,595,977	7,717,282	12,174,944
Coin: Government of India Rupees	590,073	296,351	282,911	260,859	442,845
Other Coin	4,476	256,540	16,679	6,687	1,076,189

EXPORTS OF TREASURE TO DIFFERENT COUNTRIES.

COUNTRIES.		1908-9.	1909-10.	1910-11.	1911-12.	1912-13.
GOLD:						
UNITED KINGDOM	{ Private -	£ 2,166,364	£ 2,190,128	£ 2,205,058	£ 2,250,242	£ 2,264,037
	{ Government	240,249	0	0	0	2,382,613
BRITISH POSSESSIONS:						
Aden	{ Private -	0	0	0	0	6,000
	{ Government	200	0	0	0	0
Bahrain Islands		12,512	11,827	14,921	59,814	97,801
Ceylon		208,505	96	129	72,788	12,284
China, Hong-Kong		2,559	2,166	499	529	1,057
Straits Settlements		55,302	619	366,411	2,529	17,184
Mauritius and Dependencies (including Seychelles)		500	0	1,100	635	51
Other Countries		40	20	4	0	1
	{ Private -	279,418	14,728	382,464	135,795	193,878
	{ Government	200	0	0	0	0
FOREIGN COUNTRIES:						
Turkey, European		0	0	0	2,760	0
Java		0	0	9,000	0	0
Muscat Territory and Trucial Oman		3,368	997	4,101	10,729	17,531
Persia	{ Private -	0	16,593	265	22,372	4,750
	{ Government	0	2,000	0	5,000	2,250
Turkey, Asiatic		9,373	9,813	8,184	62,253	54,623
Other Countries		205	82	168	69	33
	{ Private -	12,946	27,485	21,718	98,183	76,937
	{ Government	0	2,000	0	5,000	2,250
TOTAL VALUE	{ Private -	2,458,728	2,232,341	2,609,240	2,484,220	2,474,852
	{ Government	240,449	2,000	0	5,000	2,384,863
	QUANTITY - - Oz.	†708,769	†589,906	683,638	647,286	1,251,418
SILVER:						
UNITED KINGDOM		3,125	3,207	3,318	3,298	3,094
BRITISH POSSESSIONS:						
Aden	{ Private -	7,329	5,000	333	0	0
	{ Government	0	800	2,933	0	2,533
Bahrain Islands		67,983	290,793	308,491	316,291	456,634
Ceylon		249,755	507,030	474,933	216,787	238,155
China, Hong-Kong		609,183	518,041	485,815	3,333,552	967,123
Federated Malay States		0	0	0	2,333	4,333
Straits Settlements		36,459	144,747	171,794	58,425	75,058
East African Protectorate (including Zanzibar and Pemba)		63,333	90,427	175,333	173,400	170,400
Mauritius and Dependencies (including Seychelles)		200,033	81,597	130,007	3,273	2,126
Other Countries		103	48	615	109	21
	{ Private -	1,234,178	1,637,683	1,747,321	4,104,170	1,913,850
	{ Government	0	800	2,933	0	2,533
FOREIGN COUNTRIES:						
China, Treaty Ports		82,809	70,496	0	0	413
Mekran and Sonmiani* Government		600	178,258	228,872	190,737	176,305
Muscat Territory and Trucial Oman		113,557	19,267	0	0	0
Other States in Arabia		15,497	100,826	106,390	85,780	51,647
Persia	{ Private -	34,337	867	2,863	3,045	2,993
	{ Government	1,200	7,637	43,240	20,417	35,156
Siam		20,258	12,450	1,914	18,553	41,653
Turkey, Asiatic	{ Private -	8,423	140	160	146	261
	{ Government	133	56	32	571	223
Other Countries		204	56	32	571	223
	{ Private -	275,085	388,990	385,448	316,058	305,397
	{ Government	1,933	1,007	3,023	3,191	3,254
TOTAL VALUE	{ Private -	1,512,388	2,029,880	2,136,087	4,423,526	2,222,341
	{ Government	1,933	1,807	5,956	3,191	5,787
	QUANTITY - - Oz.	†11,308,630	†14,436,993	14,396,030	38,149,647	16,112,785

* See footnote on page 25.

† Figures defective, the weight of certain postal parcels not being declared by Post Office.

No. 19—concluded.

Exports of Treasure to Different Countries—concluded.

COUNTRIES.	1908-9.	1909-10.	1910-11.	1911-12.	1912-13.
TOTAL GOLD AND SILVER:	£	£	£	£	£
UNITED KINGDOM - { <i>Private</i> - - { <i>Government</i> - -	2,169,489 240,249	2,193,335 0	2,208,376 0	2,253,540 0	2,267,131 2,382,613
BRITISH POSSESSIONS:					
Aden - - - - - { <i>Private</i> - - { <i>Government</i> - -	7,329 200	5,000 800	333 2,933	0 0	6,000 2,533
Bahrein Islands - - - - -	80,495	302,619	322,811	375,605	553,935
Ceylon - - - - -	458,259	507,127	475,062	289,575	250,439
China, Hong-Kong - - - - -	611,742	520,207	486,314	3,334,081	968,180
Federated Malay States - - - - -	29	0	0	2,333	4,333
Straits Settlements - - - - -	91,760	145,366	538,205	60,954	92,242
East Africa Protectorate (including Zanzibar and Pemba) - - - - -	63,333	90,427	175,333	173,400	170,400
Mauritius and Dependencies (including Seychelles) - - - - -	200,533	81,597	131,107	3,908	2,177
Other Possessions - - - - -	115	68	620	109	22
{ <i>Private</i> - - { <i>Government</i> - -	1,513,595 200	1,652,411 800	2,129,785 2,933	4,239,965 0	2,047,728 2,533
FOREIGN COUNTRIES:					
Turkey, European - - - - -	0	0	0	2,760	0
China, Treaty Ports - - - - -	82,810	70,496	0	0	413
Java - - - - -	0	0	9,000	0	0
Mekran and Sonmiani* <i>Government</i> - - - - -	600	—	—	—	—
Muscat Territory and Trucial Oman - - - - -	116,925	179,256	232,974	201,466	193,836
Other States in Arabia - - - - -	15,497	19,267	0	0	0
Persia - - - - - { <i>Private</i> - - { <i>Government</i> - -	34,338 1,200	117,419 2,867	106,654 2,863	108,152 8,045	56,397 5,243
Siam - - - - -	20,325	7,675	48,398	20,466	35,185
Turkey, Asiatic - - - - - { <i>Private</i> - - { <i>Government</i> - -	17,795 133	22,263 140	10,098 160	80,806 146	96,276 261
Other Countries - - - - -	342	99	42	591	227
{ <i>Private</i> - - { <i>Government</i> - -	288,032 1,933	416,475 3,007	407,166 3,023	414,241 8,191	382,334 5,504
GRAND TOTAL { <i>Private</i> - - { <i>Government</i> - -	3,971,116 242,382	4,262,221 3,807	4,745,327 5,956	6,907,746 8,191	4,687,193 2,390,650

No. 20.

DESCRIPTION OF TREASURE EXPORTED:

	1908-9.	1909-10.	1910-11.	1911-12.	1912-13.
GOLD:	£	£	£	£	£
Bullion - - - - -	2,233,576	2,192,229	2,206,979	2,253,158	2,267,764
Coin:					
British - - - - -	454,181	27,927	378,048	113,880	2,559,309
Other - - - - -	11,420	14,185	24,213	122,182	32,642
SILVER:					
Bullion - - - - -	100,218	84,781	25,695	11,262	9,256
Government of India Rupees - - - - -	783,385	1,225,714	1,432,731	1,017,526	1,243,796
British Dollars - - - - -	608,965	517,224	485,711	3,333,448	836,048
Other Coin - - - - -	21,753	203,968	197,906	64,481	139,028

* See footnote on page 25.

No. 21.

DISTRIBUTION of IMPORT and EXPORT TRADE in PRIVATE MERCHANDISE according to PRESIDENCY or PROVINCE, distinguishing the PRINCIPAL PORTS.

COUNTRIES.	IMPORTS.					EXPORTS (Including Re-exports).				
	1908-9.	1909-10.	1910-11.	1911-12.	1912-13.	1908-9.	1909-10.	1910-11.	1911-12.	1912-13.
	£	£	£	£	£	£	£	£	£	£
BENGAL:										
Calcutta - - -	29,491,484	31,081,033	32,360,483	34,651,817	40,895,644	44,161,820	46,591,334	51,898,574	57,248,804	63,072,310
Chittagong - - -	402,075	371,058	345,882	430,430	563,257	3,153,851	2,896,250	2,998,925	3,561,438	3,700,904
Other Ports* - - -	—	15,330	18,026	0	0	—	0	0	0	0
TOTAL FOR BENGAL	29,893,559	31,467,421	32,724,371	35,082,247	41,458,901	47,315,671	49,487,584	54,897,499	60,810,302	66,773,114
BIHAR AND ORISSA:										
All Ports - - -	0	47	21	0	0	105,394	288,321	312,791	220,012	207,573
BOMBAY AND SIND:										
Bombay - - -	26,339,843	26,349,752	31,560,832	32,893,039	37,841,311	23,063,527	37,033,054	42,023,849	42,057,125	39,412,944
Karachi - - -	7,550,823	6,648,584	7,682,667	8,816,446	10,076,247	5,736,319	14,725,147	14,737,705	16,470,472	21,880,715
Other Ports - - -	14,465	12,245	8,774	8,056	10,260	5,915	2,278	2,515	3,497	2,369
TOTAL FOR BOMBAY AND SIND	34,505,131	33,010,581	39,252,273	41,717,541	47,928,318	33,805,761	51,760,479	56,764,069	58,531,004	61,296,028
MADRAS:										
Madras - - -	6,454,544	4,953,692	5,696,958	6,241,353	6,883,389	3,747,675	4,209,354	4,446,546	4,656,843	4,977,640
Calicut† - - -	97,297	81,356	138,908	146,233	189,849	605,516	602,360	688,792	720,856	750,272
Cocanada - - -	70,492	119,698	87,954	96,892	96,128	1,431,026	972,956	965,230	1,306,598	1,329,825
Cochin - - -	165,145	178,383	201,156	173,999	196,759	1,095,354	1,235,277	1,347,766	1,702,509	1,686,550
Cuddalore - - -	54,444	45,319	46,965	51,854	56,401	402,240	548,256	578,716	655,688	979,063
Mangalore - - -	31,148	27,232	29,023	33,233	41,689	465,658	413,900	508,256	503,234	581,024
Negapatam - - -	187,218	179,893	175,904	206,503	252,630	517,622	609,412	726,906	714,653	805,958
Porto Novo - - -	3,630	4,560	3,606	2,784	3,043	211,289	348,919	347,189	408,438	328,186
Tellicherry - - -	7,690	15,424	15,276	31,608	21,081	451,325	417,405	523,840	558,062	607,477
Tuticorin - - -	475,334	552,236	625,679	718,807	806,997	2,590,924	2,951,348	3,315,363	3,494,218	3,790,870
Other Ports - - -	150,235	151,624	71,374	91,542	144,686	654,177	700,820	654,722	689,347	781,906
TOTAL FOR MADRAS	7,697,177	6,309,417	7,090,803	7,794,808	8,692,452	12,172,806	13,010,007	14,053,328	15,400,446	16,628,771
BURMA:										
Rangoon - - -	8,578,617	7,108,565	6,998,448	7,623,787	9,044,232	6,245,167	8,036,379	11,145,151	13,596,108	14,229,608
Akyab - - -	35,070	27,692	26,257	46,353	36,692	410,783	226,580	432,236	845,328	951,139
Bassein - - -	13,802	30	6	1,757	253	1,160,007	1,414,473	1,276,048	1,535,150	2,406,107
Moulmein - - -	99,346	92,486	110,161	82,008	113,820	696,370	907,048	916,342	806,822	1,318,836
Other Ports - - -	26,916	24,047	33,671	34,754	52,357	106,253	125,324	123,882	181,901	251,607
TOTAL FOR BURMA	8,753,751	7,252,820	7,168,543	7,798,659	9,247,354	8,619,030	10,710,304	13,893,659	16,935,309	19,158,847
GRAND TOTAL	80,849,618	78,040,236	86,236,011	92,883,255	107,327,025	102,018,662	125,256,695	139,921,346	151,897,163	164,059,333

* Separately shown from 1909-10.

† Includes Boypore from 1910-11.

GROSS AMOUNT of CUSTOMS DUTY collected on ARTICLES of MERCHANDISE; DRAWBACKS and REFUNDS; AMOUNTS collected at PRINCIPAL PORTS; and TOTAL VALUES of DUTIABLE and NON-DUTIABLE ARTICLES.

	1908-9.	1909-10.	1910-11.	1911-12.	1912-13.
SPECIAL IMPORT DUTIES:					
Arms, Ammunition, and Military Stores:	£	£	£	£	£
Firearms, and parts thereof	29,741	27,581	28,520	29,551	36,035
Gunpowder	1,327	1,212	1,082	1,126	1,157
Other sorts	3,715	3,345	3,732	3,831	4,811
	34,783	32,138	33,334	34,508	42,003
Liquors:					
Ale, Beer, Porter, Cider, &c.	35,168	36,367	53,324	53,312	59,052
Spirits	635,126	637,139	712,503	738,888	742,081
Wines	26,446	27,480	38,066	38,359	38,670
	696,740	700,986	803,893	830,559	839,803
Opium	190	239	506	429	463
Salt	911,211	944,472	859,937	942,504	874,470
Salted Fish	9,146	8,248	6,043	5,881	6,165
Silver Bullion or Coin	—	* 22,807	1,082,681	652,383	723,081
Tobacco	—	* 7,698	199,657	172,536	182,792
GENERAL IMPORT DUTIES:					
Cotton Goods	787,491	825,703	945,160	1,041,093	1,282,226
Petroleum	355,049	312,526	404,236	504,626	468,435
Silver Bullion or Coin	424,275	† 333,658	—	—	—
Sugar	343,789	378,483	419,232	348,932	488,783
Tobacco	23,581	† 27,219	—	—	—
Other Articles:					
Food and Drink	164,692	152,880	166,028	178,072	188,105
Chemicals, Dyeing and Tanning Materials, Drugs, Medicines, and Narcotics (other than Tobacco and Opium)	89,137	96,740	110,491	111,956	123,207
Metals, and Manufactures of (other than Silver Bullion or Coin)	313,676	305,556	353,569	341,677	355,085
Oils (other than Petroleum)	9,061	8,282	9,236	7,745	10,751
Articles Manufactured and Unmanufactured	735,618	717,503	856,618	922,002	1,037,194
TOTAL IMPORT DUTIES	4,898,439	4,875,138	6,250,671	6,094,903	6,622,563
EXPORT DUTIES:					
Rice, in the husk	10,481	18,251	12,538	19,636	17,604
„ not in the husk	534,802	679,200	859,808	888,493	965,762
Rice-flour	88	129	154	84	133
TOTAL EXPORT DUTIES	545,371	697,580	872,500	908,213	983,499
GRAND TOTAL OF CUSTOMS IMPORT AND EXPORT DUTIES	5,443,810	5,572,718	7,123,171	7,003,116	7,606,062
DRAWBACKS and REFUNDS	87,816	86,238	95,992	148,607	117,136
COLLECTED AT					
Calcutta	2,077,115	2,248,710	2,468,785	2,690,670	2,764,212
Bombay	1,508,868	1,457,573	2,385,067	1,949,872	2,287,020
Rangoon	779,476	844,844	1,044,985	1,070,138	1,153,616
Karachi	416,996	376,915	486,998	517,801	558,966
Madras	299,865	264,635	329,168	361,656	368,192
Other Ports	361,490	380,041	408,168	412,979	479,056
	5,443,810	5,572,718	7,123,171	7,003,116	7,606,062
TOTAL VALUE OF IMPORTS†:					
Free of Duty	15,684,626	12,678,016	11,199,091	12,940,125	16,094,463
Subject to Duty	65,164,992	65,362,270	75,036,920	79,443,130	91,232,562
TOTAL VALUE OF EXPORTS†:					
Free of Duty	89,311,341	110,834,269	121,590,509	128,511,167	139,193,908
Subject to Duty	10,593,501	12,163,336	15,490,137	19,367,896	21,705,331

* Duty realised from 25th February 1910 to 1st April 1910 at the new rates; see also Silver Bullion or Coin and Tobacco under "General Duties."

† Duty realised from 1st April 1909 to 25th February 1910.

‡ Excluding Treasure and Government Stores.

SHIPPING.*

No. 23.

VESSELS ENTERED and CLEARED, distinguishing STEAMERS and SAILING VESSELS,
with CARGOES and in BALLAST.

	1908-9.		1909-10.		1910-11.		1911-12.		1912-13.	
	No.	TONNAGE.	No.	TONNAGE.	No.	TONNAGE.	No.	TONNAGE.	No.	TONNAGE.
ENTERED.										
WITH CARGOES :										
Steam	2,236	5,477,186	2,203	5,469,139	2,186	5,608,924	2,321	5,944,606	2,335	6,206,570
Sailing	1,124	94,353	869	81,719	764	72,713	792	74,163	753	74,624
	3,360	5,571,539	3,072	5,550,858	2,950	5,681,637	3,113	6,018,769	3,088	6,281,194
IN BALLAST :										
Steam	410	870,640	708	1,698,790	765	1,869,630	921	2,301,772	946	2,415,936
Sailing	312	24,403	300	25,423	605	44,458	447	34,336	374	30,497
	722	895,043	1,008	1,724,213	1,370	1,914,088	1,368	2,336,108	1,320	2,446,433
TOTAL	4,082	6,466,582	4,080	7,275,071	4,320	7,595,725	4,481	8,354,877	4,408	8,727,627
CLEARED.										
WITH CARGOES :										
Steam	2,447	5,920,231	2,718	6,847,947	2,726	6,968,757	2,966	7,730,295	3,113	8,289,177
Sailing	1,134	102,365	951	91,787	1,145	104,520	1,129	98,315	992	92,811
	3,581	6,022,596	3,669	6,939,734	3,871	7,073,277	4,115	7,828,610	4,105	8,381,988
IN BALLAST :										
Steam	179	412,779	161	375,532	142	317,222	196	428,144	162	367,972
Sailing	159	8,866	132	6,754	228	7,477	76	4,804	74	6,804
	338	421,645	293	382,286	370	324,699	272	432,948	236	374,776
TOTAL	3,919	6,444,241	3,962	7,322,020	4,241	7,397,976	4,387	8,261,558	4,341	8,756,764

* Vessels bringing cargo from more than one foreign port are recorded as entering from the most distant port at which cargo for British India was embarked, and similarly vessels clearing are recorded as for the most distant port. Vessels in the foreign trade are recorded as entering on the voyage inwards at the first port where cargo is discharged, and as clearing on the voyage outwards at the last port at which cargo is laden. Entries and clearances at ports in British India, other than these, are dealt with as coasting trade.

VESSELS ENTERED and CLEARED, distinguishing NATIONALITIES.

NATIONALITIES.	1908-9.		1909-10.		1910-11.		1911-12.		1912-13.	
	No.	TONNAGE.	No.	TONNAGE.	No.	TONNAGE.	No.	TONNAGE.	No.	TONNAGE.
ENTERED.										
BRITISH -	2,144	4,936,332	2,395	5,693,703	2,417	5,916,437	2,582	6,370,217	2,554	6,521,527
BRITISH INDIAN	325	203,338	365	142,716	312	162,695	325	204,512	313	188,977
NATIVE -	1,117	79,400	780	62,781	1,049	70,564	946	72,591	823	65,076
FOREIGN :										
Austro-Hungarian	76	234,203	105	309,024	101	295,263	107	314,395	117	333,828
Danish -	5	10,504	5	10,753	3	7,387	7	15,041	3	9,889
Dutch -	21	42,845	39	88,034	28	63,604	40	104,865	61	144,968
French -	28	84,562	27	82,392	27	79,391	29	90,246	23	68,214
German -	219	563,415	228	589,597	224	655,186	242	725,745	264	807,010
Italian -	40	107,723	43	119,735	50	133,573	43	132,218	48	134,627
Norwegian -	54	62,650	47	58,887	52	65,495	65	90,600	66	103,841
Russian -	11	27,344	2	3,747	9	14,076	22	40,378	23	41,160
Swedish -	2	4,467	3	6,743	4	8,686	3	6,067	5	12,570
Japanese -	40	109,799	30	89,354	38	117,488	62	181,037	101	290,678
Others -	0	0	11	17,655	6	5,880	3	6,965	7	5,262
	496	1,247,512	540	1,375,921	542	1,446,029	628	1,707,557	718	1,952,047
TOTAL -	4,082	6,466,582	4,080	7,275,071	4,320	7,595,725	4,481	8,354,877	4,408	8,727,627
CLEARED.										
BRITISH -	2,094	4,886,545	2,327	5,660,314	2,334	5,799,263	2,535	6,347,338	2,577	6,613,992
BRITISH INDIAN	386	247,387	408	200,952	325	187,788	322	208,336	296	174,286
NATIVE -	946	67,579	681	48,804	1,075	68,362	922	71,451	765	62,822
FOREIGN :										
Austro-Hungarian	80	247,434	115	340,534	107	316,258	106	317,124	128	357,303
Danish -	6	14,205	6	14,824	4	10,036	7	15,307	9	27,423
Dutch -	22	43,954	36	79,236	27	61,238	42	104,642	59	144,415
French -	27	81,634	29	91,034	29	86,582	29	90,026	24	71,818
German -	218	564,972	227	595,446	195	560,025	230	682,946	245	749,572
Italian -	36	97,505	38	103,901	34	91,669	35	94,992	42	117,957
Norwegian -	52	55,637	43	64,049	52	61,856	69	98,424	65	100,841
Russian -	11	27,344	3	6,624	9	14,077	23	41,899	24	42,289
Swedish -	1	2,180	2	4,505	4	9,465	3	6,098	6	14,115
Japanese -	39	107,602	33	95,460	39	120,624	59	173,553	97	273,091
Others -	1	213	9	16,337	7	10,733	5	8,922	4	6,840
	493	1,242,730	546	1,411,950	507	1,342,563	608	1,633,933	703	1,905,664
TOTAL -	3,919	6,444,241	3,962	7,322,020	4,241	7,397,976	4,387	8,261,553	4,341	8,756,764

No. 25.

VESSELS ENTERED, distinguishing COUNTRIES.

COUNTRIES.	1908-9.		1909-10.		1910-11.		1911-12.		1912-13.	
	No.	TONNAGE.	No.	TONNAGE.	No.	TONNAGE.	No.	TONNAGE.	No.	TONNAGE.
ENTERED.										
UNITED KINGDOM	464	1,548,065	504	1,688,935	480	1,613,751	482	1,661,728	471	1,681,998
BRITISH POSSESSIONS:										
Aden	49	132,672	59	142,382	61	138,933	78	179,410	76	193,812
Bahrein Islands	2	2,303	5	8,077	6	8,748	9	7,660	4	337
Ceylon	1,460	1,403,843	1,373	1,329,955	1,664	1,452,342	1,526	1,350,984	1,409	1,419,796
China, Hong-Kong	52	112,756	54	123,582	71	181,353	85	217,681	57	160,952
Maldivo Islands	9	655	8	931	15	1,670	11	1,050	12	1,106
Straits Settlements	331	687,748	279	576,454	287	665,899	327	694,540	319	777,810
Cape Colony	11	25,383	22	53,324	32	80,645	19	47,770	10	24,728
East African Protectorate (including Zanzibar and Pemba)	46	57,460	63	66,764	40	66,923	51	78,794	54	92,161
Mauritius and Dependencies (including Seyohelles)	48	116,428	50	128,462	57	156,773	53	152,350	46	141,582
Natal	56	104,930	87	188,444	163	377,295	197	466,077	89	217,098
Somaliland	2	1,370	4	342	0	0	0	0	0	0
Australia	52	155,747	52	146,898	62	179,596	68	194,625	73	226,243
New Zealand	0	0	3	11,052	0	0	0	0	0	0
Other Countries	5	10,526	7	16,218	6	11,021	6	12,961	11	24,611
	2,123	2,811,821	2,066	2,792,885	2,464	3,321,198	2,430	3,403,902	2,160	3,280,016
FOREIGN COUNTRIES:										
Austria-Hungary	57	174,030	83	239,177	68	200,247	79	233,482	93	262,002
Belgium	30	109,873	29	106,075	23	101,793	32	113,809	45	151,121
France	14	42,609	18	50,668	14	42,033	19	59,135	18	54,535
Germany	74	232,415	78	241,753	86	276,328	94	295,726	96	302,954
Italy	28	76,614	75	195,285	44	117,968	54	140,311	55	151,573
Russia	13	36,520	3	8,911	11	25,773	4	7,492	14	34,097
Spain	20	49,976	21	51,765	9	20,909	16	39,436	13	29,039
Arabia	222	58,771	196	34,070	169	27,060	158	27,986	169	21,581
Borneo	7	15,532	3	7,469	12	29,807	20	50,551	18	39,451
China, Treaty Ports	48	176,459	53	190,920	46	167,923	45	164,312	48	177,244
Japan	65	197,849	51	160,436	73	235,777	90	276,921	157	482,578
Java	62	199,891	72	235,760	89	293,761	120	390,612	112	372,650
Mekran and Somniani	217	10,340	—	—	—	—	—	—	—	—
Persia	89	71,802	74	50,008	53	27,239	36	21,165	48	20,920
Philippines	6	15,118	2	6,219	7	12,028	8	23,011	5	16,731
Siam	42	32,543	40	27,576	41	32,399	41	34,200	32	23,724
Sumatra	39	93,971	33	71,526	31	74,120	32	83,405	33	78,932
Turkey, Asiatic	343	224,623	357	312,895	330	289,154	343	306,046	340	297,514
Italian East Africa (Eritrea and Somaliland)	3	331	8	8,909	9	11,315	6	13,252	8	11,014
Egypt	23	55,629	186	458,765	69	162,028	171	429,732	289	739,328
Madagascar	2	3,218	7	12,108	6	5,263	5	5,454	9	6,468
Portuguese East Africa	26	36,063	43	96,701	69	185,239	52	134,424	64	166,259
French Somaliland	1	2,222	0	0	2	4,791	4	11,375	5	13,787
America, South	0	0	8	18,980	33	101,267	27	71,948	2	6,647
United States	32	106,738	40	132,653	45	148,981	74	251,031	61	202,234
Islands in the Pacific	13	38,976	10	29,727	11	32,656	13	40,488	10	29,017
Other Countries	19	44,583	20	44,892	16	34,917	26	63,943	33	74,213
	1,495	2,106,696	1,510	2,793,251	1,376	2,660,776	1,569	3,289,247	1,777	3,765,613
TOTAL	4,082	6,466,582	4,080	7,275,071	4,320	7,595,725	4,481	8,354,877	4,408	8,727,627

No. 26.

VESSELS CLEARED, distinguishing COUNTRIES.

COUNTRIES.	1908-9.		1909-10.		1910-11.		1911-12.		1912-13.	
	No.	TONNAGE.	No.	TONNAGE.	No.	TONNAGE.	No.	TONNAGE.	No.	TONNAGE.
CLEARED.										
UNITED KINGDOM	404	1,323,064	442	1,446,408	446	1,490,037	447	1,561,944	439	1,519,526
BRITISH POSSESSIONS—										
Aden	36	96,745	43	104,182	39	98,385	49	112,199	46	105,162
Bahrein Islands	5	469	16	4,540	23	1,965	19	3,061	36	13,789
Ceylon	1,521	1,338,494	1,467	1,391,675	1,656	1,332,612	1,478	1,268,964	1,365	1,358,646
China, Hong-Kong	44	92,869	48	100,850	46	97,466	43	92,969	14	31,070
Maldivo Islands	11	929	15	1,588	22	1,906	14	1,435	7	2,555
Straits Settlements	292	567,034	271	577,948	256	572,925	282	618,626	253	636,258
Cape Colony	9	14,118	2	4,611	1	2,045	2	3,369	6	13,536
East African Protectorate (including Zanzibar and Pemba)	66	66,560	38	56,384	37	42,434	48	74,436	32	16,767
Mauritius and Dependencies (including Seychelles)	31	71,505	24	63,934	35	100,521	31	91,964	30	87,368
Natal	10	15,457	18	25,399	10	14,392	23	43,190	35	72,768
West Indies	2	4,320	1	2,153	5	10,733	3	6,478	2	4,263
Australia	28	81,577	41	112,352	24	67,822	30	97,676	24	76,125
New Zealand	3	10,144	0	0	3	12,072	1	3,684	3	9,840
Fiji Islands	*	*	*	*	*	*	10	21,601	10	21,478
Other Possessions	12	14,617	13	20,885	2	4,784	6	7,249	1	3,107
	2,070	2,374,838	1,997	2,466,501	2,159	2,360,062	2,039	2,446,901	1,864	2,452,732
FOREIGN COUNTRIES—										
Austria-Hungary	69	195,508	88	240,230	80	218,605	89	243,616	103	274,231
Belgium	61	210,291	102	317,976	98	293,110	136	400,699	139	429,623
France	112	300,536	124	329,675	147	401,283	150	420,565	154	460,471
Germany	135	398,728	161	460,301	147	439,461	173	512,362	175	534,924
Holland	28	82,810	52	153,402	26	74,530	49	135,993	62	178,639
Italy	21	53,437	29	78,968	24	61,165	24	60,878	34	95,963
Roumania	3	6,282	3	6,401	2	4,684	6	13,562	5	12,018
Russia	12	29,524	3	6,035	11	18,348	14	20,457	14	21,718
Spain	0	0	0	0	0	0	3	7,577	2	4,734
Arabia	126	26,478	124	17,450	118	14,064	119	15,632	105	14,619
China, Treaty Ports	40	141,670	47	170,450	48	175,740	53	198,184	50	189,040
Japan	80	247,928	88	273,939	89	282,187	126	369,743	195	575,173
Java	58	181,373	57	182,984	74	247,935	78	241,118	62	206,480
Mekran and Somniani	148	7,642	—	—	—	—	—	—	—	—
Persia	154	151,461	77	64,778	30	5,354	42	27,946	25	5,972
Philippines	2	6,085	2	4,993	3	5,266	8	9,677	9	12,897
Siam	31	28,111	31	23,216	39	24,384	31	23,694	27	19,766
Sumatra	50	120,708	44	111,625	53	136,415	46	120,302	42	90,884
Turkey, Asiatic	105	79,835	152	153,016	244	229,370	261	244,803	271	265,407
German East Africa	6	5,068	2	4,212	21	26,538	0	0	7	7,893
Italian East Africa (Eritrea and Somaliland)	5	420	16	2,050	20	1,911	13	1,392	17	1,920
Egypt	32	80,855	169	420,661	193	474,192	239	720,112	333	872,830
Madagascar	6	694	9	4,976	25	33,106	28	34,552	29	43,511
Portuguese East Africa	22	15,852	17	15,427	15	5,173	13	5,610	13	6,625
Réunion	0	0	0	0	5	8,190	7	15,206	6	4,748
America, South	18	47,086	20	53,891	18	45,856	13	35,193	18	53,544
United States	85	251,615	82	245,486	82	256,271	100	294,997	108	334,664
Islands in the Pacific	17	49,420	13	40,492	11	32,925	13	39,584	10	30,687
Other Countries	19	26,922	11	26,477	13	31,814	17	39,259	23	35,490
	1,445	2,746,339	1,523	3,409,111	1,636	3,547,877	1,901	4,252,713	2,038	4,784,506
TOTAL	3,919	6,444,241	3,962	7,322,020	4,241	7,397,976	4,387	8,261,558	4,341	8,756,764

* Formerly included with Australia.

No. 27.

VESSELS BUILT at INDIAN PORTS.

	1908-9.		1909-10.		1910-11.		1911-12.		1912-13.	
	No.	TONNAGE.	No.	TONNAGE.	No.	TONNAGE.	No.	TONNAGE.	No.	TONNAGE.
BENGAL:										
Calcutta: Steam	1	160	0	0	1	163	0	0	0	0
Chittagong: Sailing	1	67	0	0	0	0	0	0	0	0
BOMBAY AND SIND:										
Bombay: Steam	1	12	0	0	2	96	2	38	5	88
Sailing	37	2,243	19	1,412	15	1,162	18	851	28	2,256
Karachi: Steam	0	0	1	13	0	0	0	0	1	12
Sailing	17	838	6	574	7	440	5	210	3	37
Other Ports: Sailing	83	2,984	56	2,110	40	1,505	50	1,015	73	1,782
MADRAS:										
Various Ports: Steam	0	0	0	0	1	35	0	0	0	0
Sailing	36	1,510	22	987	30	1,026	27	1,266	25	840
BURMA:										
Various Ports: Steam	0	0	0	0	1	248	8	1,060	0	0
Sailing	3	40	4	145	1	16	2	42	1	17
TOTAL	179	7,854	108	5,241	98	4,691	112	4,482	136	5,032

No. 28.

VESSELS FIRST REGISTERED at INDIAN PORTS.

	1908-9.		1909-10.		1910-11.		1911-12.		1912-13.	
	No.	TONNAGE.	No.	TONNAGE.	No.	TONNAGE.	No.	TONNAGE.	No.	TONNAGE.
Under the English Merchant Shipping Act:										
Bengal: Steam	1	160	2	65	1	163	0	0	0	0
Bombay: Steam	5	1,117	3	888	4	4,473	12	12,533	0	0
Sailing	0	0	0	0	0	0	1	13	0	0
Burma: Steam	4	3,601	7	8,096	3	512	11	3,827	1	1,999
	10	4,878	12	9,049	8	5,148	24	16,373	1	1,999
Under the Indian Merchant Shipping Acts:										
Bengal - { Steam	2	111	0	0	0	0	0	0	0	0
{ Sailing	2	141	1	80	0	0	0	0	0	0
Bombay and Sind - { Steam	2	24	1	13	2	96	2	38	7	129
{ Sailing	190	8,042	140	5,887	78	3,318	105	3,412	143	5,363
Madras: Steam	0	0	0	0	1	35	0	0	0	0
Sailing	37	1,523	24	945	29	992	27	1,266	25	840
Burma: Steam	0	0	0	0	3	512	1	128	0	0
Sailing	3	40	4	145	3	292	2	42	1	17
	236	9,881	170	7,070	116	5,245	137	4,886	176	6,349
TOTAL	246	14,759	182	16,119	124	10,393	161	21,259	177	8,348

VALUE of REGISTERED IMPORTS into and EXPORTS from BRITISH INDIA, by LAND, distinguishing COUNTRIES, &c.

COUNTRIES.	IMPORTS.					EXPORTS.				
	1908-9.	1909-10.	1910-11.	1911-12.	1912-13.	1908-9.	1909-10.	1910-11.	1911-12.	1912-13.
	£	£	£	£	£	£	£	£	£	£
Lus Bela - Merchandise	43,880	41,159	51,504	45,628	49,440	17,526	18,267	16,608	11,920	17,863
Khelat - { Merchandise	57,733	30,454	43,714	33,058	24,149	43,468	46,856	55,514	54,818	3,825
- { Treasure	-	43	-	-	-	-	-	-	-	-
Persia - { Merchandise	20,023	32,669	19,511	20,515	23,343	43,633	50,617	62,838	108,836	129,584
- { Treasure	1,987	-	2,220	7,067	300	-	-	-	-	-
Afghanistan - { Merchandise	570,459	637,760	579,283	636,080	847,656	764,274	749,954	840,450	843,494	1,666,802
- { Treasure	73,912	58,329	30,820	16,585	33,871	107,447	95,431	133,946	83,602	35,103
Tirah - Merchandise	38,804	38,756	40,064	44,077	50,510	35,386	34,994	52,487	40,871	65,688
Dir, Swat, and Bajaur - { Merchandise	305,783	340,894	382,009	474,653	574,015	443,710	422,099	472,682	487,724	611,240
- { Treasure	-	-	-	38	35	-	-	-	-	-
Buner - Merchandise	10,815	12,715	16,323	17,795	10,974	16,116	17,871	30,405	43,398	20,220
Waziristan - Merchandise	25,548	23,215	29,233	55,842	55,470	5,716	15,038	9,227	27,842	56,045
Kurram Valley Merchandise	18,257	19,709	17,947	19,519	19,252	65,760	64,792	91,439	108,389	103,621
Ladakh - { Merchandise	9,097	8,837	10,978	11,921	23,835	9,102	4,866	8,242	8,053	17,069
- { Treasure	-	-	-	-	230	478	560	817	774	813
Tibet - { Merchandise	149,018	108,419	150,177	174,147	166,182	116,160	69,458	74,687	97,228	87,041
- { Treasure	31,919	12,939	16,840	15,502	12,835	7,737	10,418	9,914	8,184	14,931
Nepal - { Merchandise	2,276,548	2,011,920	2,331,665	2,911,729	3,023,701	1,114,414	1,034,305	1,109,338	1,475,461	1,443,863
- { Treasure	91,730	180,424	151,034	115,879	76,268	37,788	41,540	36,185	31,650	39,636
Sikkim - { Merchandise	62,793	62,024	65,567	79,772	97,213	50,735	61,629	53,774	72,643	89,215
- { Treasure	1,080	2,054	3,607	6,312	3,276	1,017	1,300	1,374	1,250	1,947
Bhutan - { Merchandise	20,025	12,940	12,916	46,061	100,600	17,737	10,487	6,245	281,807	74,633
- { Treasure	124	60	487	310	105	669	201	124	3,460	180
Towang - { Merchandise	2,979	382	1,145	1,460	3,787	598	302	456	517	375
- { Treasure	23	-	-	-	-	-	-	-	-	1
Naga and Miahmi Hills - { Merchandise	3,817	5,833	11,371	6,281	11,464	169	715	549	198	830
- { Treasure	-	-	-	-	10	126	134	135	498	6
Duffla and Aka Hills - Merchandise	1,049	2,078	4,123	3,527	1,719	95	39	520	60	57
- { Treasure	-	-	-	-	-	-	-	47	-	-
Western China - { Merchandise	112,377	107,475	122,063	120,869	149,040	281,731	270,744	309,012	239,674	421,550
- { Treasure	114,489	96,342	134,015	106,272	244,880	41,938	38,289	39,864	46,703	39,136
Unadministered Kachin Country* - Merchandise	-	-	-	-	3,163	-	-	-	-	11,070
- { Treasure	-	-	-	-	12,443	-	-	-	-	5,409
Shan States - { Merchandise	819,897	1,015,860	1,142,501	1,175,821	1,271,747	951,557	958,871	964,682	1,184,898	1,353,694
- { Treasure	246,326	290,273	291,983	262,791	216,990	185,771	189,273	226,377	277,427	312,456
Karenni - { Merchandise	102,735	142,012	135,364	142,854	171,226	19,360	19,896	20,535	29,057	31,339
- { Treasure	22,331	33,809	37,361	38,304	36,799	39,314	58,277	59,039	84,232	68,704
N. Siam - { Merchandise	125,609	140,056	104,452	147,785	171,010	114,302	129,705	117,102	125,449	108,705
- { Treasure	97,518	121,669	116,264	101,502	92,912	59,244	78,559	86,326	89,165	89,842
S. Siam - { Merchandise	52,022	40,569	57,897	64,400	62,138	32,588	33,198	23,998	31,191	21,606
- { Treasure	15,138	16,234	12,766	16,160	12,948	14,628	17,982	26,128	34,699	42,874
TOTAL - { Merchandise	4,829,268	4,835,736	5,329,807	6,233,274	6,916,634	4,144,137	4,012,703	4,325,790	5,273,518	6,335,948
- { Treasure	696,577	802,176	797,397	686,722	743,902	496,157	531,914	624,276	611,644	650,498
Provinces with which trade is carried on:										
Sind and British Baluchistan	483,275	527,155	502,469	527,108	604,994	477,569	472,542	507,075	572,304	668,095
N.W. Frontier Province	678,084	707,177	704,101	841,269	1,084,549	1,064,270	1,041,399	1,254,882	1,187,035	2,031,810
Punjab	27,976	27,128	34,268	30,987	58,951	12,699	11,418	19,891	15,157	41,693
United Provinces	888,123	974,220	897,311	1,019,481	867,206	429,042	398,443	384,238	398,721	445,227
Bihar and Orissa†	-	-	-	-	2,168,862	-	-	-	-	897,796
Bengal‡	1,707,589	1,387,185	1,805,825	2,269,474	329,130	898,002	818,780	894,574	1,284,962	328,419
Assam§	27,357	20,748	23,563	55,460	111,546	18,279	11,290	7,344	284,492	66,950
Burma	1,708,441	1,994,299	2,154,667	2,176,237	2,445,298	1,740,493	1,792,745	1,882,062	2,142,491	2,506,366
TOTAL	5,525,845	5,637,912	6,127,204	6,919,996	7,660,536	4,640,284	4,544,617	4,950,066	5,885,162	6,966,446

* Registration commenced from April, 1912. † Figures prior to 1912-13 included under Bengal.
‡ Includes Bihar and Orissa, but excludes Eastern Bengal, up to 1911-12. § Includes Eastern Bengal up to 1911-12.

CUSTOMS TARIFF.
SPECIAL IMPORT DUTIES.

		Rate of Duty.	
		Rupees.	Annas.
ARMS, AMMUNITION, AND MILITARY STORES:			
1. Firearms other than pistols (including gas and air guns and rifles)	Each	50	0
2. Barrels for the same, whether single or double	"	30	0
3. Pistols	"	15	0
4. Barrels for the same, whether single or double	"	10	0
5. Springs used for firearms (including gas and air guns and rifles)	"	8	0*
6. Gunstocks, sights, blocks, and rollers	"	5	0*
7. Revolver breeches, for each cartridge they will carry	"	2	8
8. Extractors, nippers, heel-plates, pins, screws, tangs, bolts, thumb-pieces, triggers, trigger-guards, hammers, pistons, plates, and all other parts of a firearm (including a gas and air gun or rifle) not herein otherwise provided for, and all tools used for cleaning or putting together or loading the same	"	1	8*
9. Machines for making, loading, or closing cartridges	"	10	0*
10. Machines for capping cartridges	"	2	8*
11. Gunpowder, all sorts	"		
12. All other sorts of arms, ammunition, and military stores	<i>Ad valorem</i>	10 per cent.	
N.B.—The importation of all rifles of .303 and .450 bore is prohibited.			
<i>Proviso 1.</i> —No duty in excess of 10 per cent. <i>ad valorem</i> shall be levied upon any of the articles numbered 1 to 10 in the above list when they are imported in reasonable quantity, for his own private use, by any person lawfully entitled to possess the same.			
<i>Proviso 2.</i> —When any articles which have been otherwise imported, and upon which duty has been levied or is leviable under Nos. 1 to 10, are purchased retail from the importer by a person lawfully entitled as aforesaid, in reasonable quantity, for his own private use, the importer may apply to the Customs Collector for a refund or remission (as the case may be) of so much of the duty thereon as is in excess of 10 per cent. <i>ad valorem</i> ; and if such collector is satisfied as to the identity of the articles, and that such importer is in other respects entitled to such refund or remission, he shall grant the same accordingly.			
<i>Exception I.</i> —Articles falling under the 5th, 6th, 8th, 9th, or 10th head of the above list, when they appertain to a firearm falling under the 1st or 3rd head, and are fitted into the same case with such firearm			
		Free.	
<i>Exception II.</i> —(a) Arms forming part of the regular equipment of an officer entitled to wear diplomatic, military, naval or police uniform; (b) A sword, a revolver, or a pair of pistols, when accompanying an officer of His Majesty's Regular Forces, or a commissioned officer of a volunteer corps, or certified by the commandant of the corps to which such officer belongs, or, in the case of an officer not attached to any corps, by the officer commanding the station or district in which such officer is serving, to be imported by the officer for the purposes of his equipment; (c) Swords and revolvers which are certified by an Inspector-General of Police to be part of the ordinary equipment of members of the Police force under his charge; (d) Swords forming part of the equipment of native commissioned officers of His Majesty's Army; (e) Swords for presentation as army or volunteer prizes; (f) Arms, ammunition, and military stores imported with the sanction of the Government of India for the use of any portion of the military forces of a Native State in India which may be maintained and organised for Imperial Service; (g) Morris tubes and patent ammunition when imported by officers commanding British and Native regiments, or volunteer corps, for the instruction of their men			
		Free.	
LIQUORS:			
Ale, beer, and porter	} Imperial gallon or 6 quart bottles.	Rupees.	Annas.
Cider and other fermented liquors		0	3
Liqueurs and sweetened spirits, cordials, bitters, perfumed spirits and toilet preparations containing spirit		13	0
Spirit which has been rendered effectually and permanently unfit for human consumption		<i>Ad valorem</i>	5 per cent.
" used in drugs, medicines, or chemicals	} Imperial gallon or 6 quart bottles of the strength of London proof.	7	13(a)
" other sorts		9	6(a)
Wines:			
Champagne and all other sparkling wines not containing more than 42 per cent. of proof spirit	Imperial gallon or 6 quart bottles.	3	12
All other sorts not containing more than 42 per cent. of proof spirit	"	1	8
All sparkling and still wines, containing more than 42 per cent. of proof spirit shall be liable to duty at the rate applicable to "spirit, other sorts"			
OPIMUM and its alkaloids	Per ser of 80 tolas	24	0
SALT	Per Indian maund of 82½ lb. avoirdupois weight.	1	0
SALTED FISH (wet or dry)	Per Indian maund of 82½ lb. avoirdupois weight.	0	6
SILVER BULLION or COIN, except current coin of the Government of India, which is free	Ounce	0	4
TOBACCO:	Pound	1	0
Unmanufactured	"	1	10
Cigars	Thousand	3	2
Cigarettes weighing less than 3 lbs. per thousand	Pound	1	4
" " 3 lbs. or more per thousand	"	1	2
Manufactured, other sorts	"		

* Subject in certain cases to a maximum of 10 per cent. *ad valorem*.

(a) The duty to be increased or reduced in proportion as the strength of the spirit exceeds or is less than London proof.

APPENDIX A—continued.
CUSTOMS TARIFF—continued.
GENERAL IMPORT DUTIES.

No.	NAMES OF ARTICLES.	Per	Tariff Valuation.	Duty.
	ANIMALS, LIVING.		<i>B. a.</i>	
1	HORSES, CATTLE, SHEEP, and all other living animals of all kinds			Free.
	ARTICLES OF FOOD AND DRINK.			
2	COFFEE	cwt.	42 0	Five per cent.
3	FRUITS AND VEGETABLES (except fresh fruits and vegetables not separately enumerated, which are free)—			
	Almonds without shell	cwt.	80 0	Five per cent.
	" in the shell	"	20 0	"
	" (kagazi)	"	70 0	"
	Cashew or cajoo kernels	"	28 0	"
	Cocoanuts, Straits	thousand	70 0	"
	" other	"	65 0	"
	" kernel (khopra)	cwt.	22 0	"
	Currants	"	22 0	"
	Dates, dry, in bags	"	7 0	"
	" wet, in bags, baskets, and bundles	"	6 0	"
	" " in pots, boxes, tins, and crates	"	8 0	"
	Figs, Persian, dried	"	9 0	"
	Garlic	"	6 0	"
	Hops	"	—	Free.
	Pistachio nuts	cwt.	37 0	Five per cent.
	Prunes, Bussora (alu-Bokhara)	—	<i>ad valorem</i>	"
	Raisins, black	—	"	"
	" kishmish, Persian Gulf	—	"	"
	" Munakka	cwt.	11 0	"
	" other sorts	—	<i>ad valorem</i>	"
	Walnuts, all descriptions	—	"	"
	All other sorts of fruits and vegetables	—	"	"
4	GRAIN AND PULSE, including broken grain and pulse, but not including flour	—	"	Free.
5	MINERALS AND AERATED WATERS, and all unfermented and non-alcoholic beverages	—	<i>ad valorem</i>	Five per cent.
6	PROVISIONS, OILMAN'S STORES AND GROCERIES—			
	Bacon	—	<i>ad valorem</i>	Five per cent.
	Beef and Pork	—	"	"
	Biche de mer	—	"	"
	Butter	lb.	1 4	"
	Cassava, Tapioca or Sago	cwt.	12 0	"
	Cheese	—	<i>ad valorem</i>	"
	China preserves in syrup	cwt. (net)	24 0	"
	" " dry, candied	lb.	0 5	"
	Cocum	cwt.	4 8	"
	Fish-maws	—	—	Free.
	Flour	—	<i>ad valorem</i>	Five per cent.
	Ghi	cwt.	75 0	"
	Margarine	—	<i>ad valorem</i>	"
	Pork hams	—	"	"
	Shark-fins	—	—	Free.
	Singally and sozille	—	—	"
	Vinegar, in casks	—	<i>ad valorem</i>	Two and one-half per cent.
	" not in casks—Persian	—	"	Five per cent.
	" " Indian	—	"	"
	All other sorts of provisions, oilman's stores and groceries	—	"	"
7	SPICES—			
	Betelnuts, raw, whole, split or spliced, from Goa	cwt.	13 8	"
	" " " " Straits and Dutch East Indies	"	8 0	"
	" whole, from Ceylon	"	11 0	"
	" raw, split (sun-dried), from Ceylon	"	20 0	"
	" all other sorts	—	<i>ad valorem</i>	"
	Chillies, dry	cwt.	12 0	"
	Cloves	"	52 0	"
	" stems and heads	"	10 0	"
	" in seeds, narlavang	"	13 0	"
	Ginger, dry	"	18 0	"
	Mace	lb.	1 12	"
	Nutmegs	"	0 5	"
	" in shell	"	0 3	"
	Pepper, black	cwt.	34 0	"
	" white	"	60 0	"
	All other sorts of Spices	—	<i>ad valorem</i>	"

APPENDIX A—continued.
 CUSTOMS TARIFF—continued.
 General Import Duties—continued.

No.	NAMES OF ARTICLES.	Per	Tariff Valuation.	Duty.
ARTICLES OF FOOD AND DRINK—cont.				
8	SUGAR, crystallised, beet	Cwt.	R. a. 9 12	Five per cent.
	" " and soft, refined in China	"	11 8	"
	" " " from Java, 23 Dutch standard and above	"	9 8	"
	" " " " 16 to 22 Dutch standard	"	8 12	"
	" " " " 15 Dutch standard and under	"	8 4	"
	" " " from Mauritius, equal to 16 Dutch standard and over	"	9 8	"
	Molasses from Java	"	2 4	"
	" " other countries	"	2 8	"
	Sugar, all other sorts, including saccharine produce of all kinds and confectionery	—	<i>ad valorem</i>	"
9	TEA, black	lb.	0 11	"
	" green	"	0 10	"
CHEMICALS, DRUGS, MEDICINES AND NARCOTICS, AND DYEING AND TANNING MATERIALS.				
10	CHEMICAL PRODUCTS AND PREPARATIONS—			
	Acid, sulphuric	—	<i>ad valorem</i>	"
	Alkali, Indian (sajji-khar)	cwt.	2 6	"
	Alum	"	5 0	"
	Arsenic (China mansil)	"	20 0	"
	" other sorts	—	<i>ad valorem</i>	"
	Copperas, green	—	"	Two and one half per cent.
	Explosives, namely, blasting gelatine, dynamite, roburite, tonite, and all other descriptions, including detonators and blasting fuse	—	"	Five per cent.
	Sal ammoniac	cwt.	31 0	"
	Soda ash	"	3 12	"
	Soda bicarbonate	"	5 0	"
	Sulphate of copper	"	19 0	"
	Sulphur (brimstone), flour	"	5 8	"
	" ("), roll	"	5 4	"
	" ("), rough	—	<i>ad valorem</i>	"
	All other sorts of chemical products and preparations, including saltpetre, borax, grape sugar, and glucose, but excluding nitrate of soda, muriate of potash, sulphate of ammonia, sulphate of potash, kainit salts, nitrate of lime, calcium cyanamide, and mineral superphosphates, which are free	—	<i>ad valorem</i>	"
11	DRUGS, MEDICINES, AND NARCOTICS—			
	Aloes, black	—	"	"
	" Socotra	—	"	"
	Aloe-wood	—	"	Free.
	Anti-plague serum	—	"	"
	Asafetida (hing)	cwt.	115 0	Five per cent.
	" coarse (hingra)	"	30 0	"
	Atary, Persian	—	<i>ad valorem</i>	"
	Bánslochar (bamboo camphor)	lb.	0 6	"
	Brimston : : amalsára)	—	<i>ad valorem</i>	"
	Calumba root	cwt.	8 0	"
	Camphor, refined, other than powder	lb.	1 4	"
	" in powder	—	<i>ad valorem</i>	"
	Cassia gnea	cwt.	25 0	"
	China root (chobchini), rough	"	9 0	"
	" ("), scraped	"	15 0	"
	*Cocaine	—	<i>ad valorem</i>	"
	Cubeba	cwt.	95 0	"
	Galangal, China	"	7 0	"
	Pellitory (akalkara)	—	"	"
	Peppermint crystals	—	"	Free.
	Quinine and other alkaloids of chinchona	cwt.	140 0	Five per cent.
	Salep	—	<i>ad valorem</i>	"
	Senna leaves	cwt.	33 0	"
	Storax liquid (rose mellos or salaras)	—	"	"
	All other sorts of drugs, medicines, and narcotics, except opium and tobacco (for which see table of special import duties)	—	<i>ad valorem</i>	"
12	DYEING AND TANNING MATERIALS—			
	Alizarine dye, dry, 40 per cent.	lb.	1 2	"
	" " " 50	"	1 6	"
	" " " 60	"	1 10	"
	" " " 70	"	1 14	"
	" " " 80	"	2 2	"
	" " " 100	"	2 9	"

* The importation of cocaine by post is prohibited, and its importation by other means is restricted to persons specially permitted by a Local Government.

APPENDIX A—continued.
CUSTOMS TARIFF—continued.
General Import Duties—continued.

No.	NAMES OF ARTICLES.	Per	Tariff Valuation.	Duty.
	CHEMICALS, DRUGS, MEDICINES, AND NARCOTICS, AND DYEING AND TANNING MATERIALS—cont.		R. a.	
12	DYEING AND TANNING MATERIALS—cont.			
	Alizarine dye, moist, 10 per cent.	lb.	0 4	Five per cent.
	" " " 16 "	"	0 5½	"
	" " " 20 "	"	0 6½	"
	Aniline dye, moist, indigo, blue	"	0 6	"
	" " dry	"	0 14	"
	" salts	—	<i>ad valorem</i>	"
	Avar bark	cwt.	3 12	"
	Buzgand (gulpista)	—	<i>ad valorem</i>	"
	Cochineal	lb.	0 15	"
	Gallnuts (myrobalans)	—	<i>ad valorem</i>	"
	" Persian	cwt.	33 0	"
	Madder or manjit	—	<i>ad valorem</i>	"
	Orchilla weed	—	"	"
	Sappan wood and root	—	"	"
	Turmeric	—	"	"
	All other sorts of dyeing and tanning materials	—	"	"
	METALS AND MANUFACTURES OF METALS.			
13	HARDWARE AND CUTLERY , including ironmongery and plated-ware, and also including machines, tools, and implements to be worked by manual or animal labour. [<i>Exceptions, which are free: (i) Water-lifts, sugar-mills, oil-presses, and parts thereof, and any other machines and parts of machines ordinarily used in processes of husbandry, or for the preparation for use or for sale of the products of husbandry, which the Governor-General in Council may, by notification in the Gazette of India, exempt; (ii) the following agricultural implements, when constructed so that they can be worked by manual or animal power, namely, winnowers, threshers, mowing and reaping machines, elevators, seed-crushers, chaff-cutters, root-cutters, horse and bullock gears, ploughs, cultivators, scarifiers, harrows, clod-crushers, seed-drills, hay-tedders, and rakes; (iii) the following dairy appliances, when constructed so that they can be worked by manual or animal power, namely, cream separators, milk sterilizing or pasteurizing plant, milk aerating and cooling apparatus, churns, butter dryers, and butter workers; (iv) the following articles used in the manufacture of cotton, namely, bobbins (warping), forks for looms, healds, heald cords, heald knitting needles, laces, lags and needles for dobbies, pickers (buffalo and others), picking bands, picking levers, picking sticks (over and under), reed pliers, reeds, shuttles (for power looms), springs for looms, strappings, and weft forks; (v) box backs and swells and rough unshaped bobbin ends, when imported by or on behalf of a manufacturer or millowner, and certified by him to be intended exclusively for use in his mill]</i>	—	<i>ad valorem</i>	Five per cent.
14	MACHINERY , namely, prime-movers and component parts thereof, including boilers and component parts thereof; also including locomotive and portable engines, steam-rollers, fire-engines and other machines in which the prime-mover is not separable from the operative parts	—	—	Free.
	MACHINERY (and component parts thereof), meaning machines or sets of machines to be worked by electric, steam, water, fire or other power not being manual or animal labour, or which, before being brought into use, require to be fixed with reference to other moving parts; and including belting of all materials for driving machinery	—	—	Free.
	Provided that the term does not include tools and implements to be worked by manual or animal labour, and provided also that only such articles shall be admitted as component parts of machinery as are indispensable for the working of the machinery, and are, owing to their shape or to other special quality, not adapted for any other purpose.			
	<i>Note.</i> —Machinery and component parts thereof, made of substances other than metal, are included in this entry.			
15	METALS , unwrought and wrought, and articles made of metal—			
	Brass, orsidue and leaves, European	—	<i>ad valorem</i>	Five per cent.
	" " " China	—	"	"
	" patent or yellow metal, sheets weighing 1 lb. or above per sq. ft., and sheathing, brazier's and plates	cwt.	54 0	"
	" patent or yellow metal (old)	"	37 0	"
	" sheets, flat or in rolls, weighing less than 1 lb. per sq. ft.	—	<i>ad valorem</i>	"
	" wire	—	"	"
	" all other sorts	—	"	"
	Copper, bolt and bar, rolled	—	"	"
	" brazier's, sheets, plates, and sheathing	cwt.	65 0	"
	" nails and composition nails	—	<i>ad valorem</i>	"
	" old	cwt.	45 0	"
	" pigs, tiles, ingots, cakes, bricks, and slabs	"	60 0	"
	" China, white, copperware	lb.	2 0	"
	" foil or dankpana, white, 10 to 11 in. × 4 to 5 in.	hundred leaves.	1 14	"
	" " " coloured, 10 to 11 in. × 4 to 5 in.	"	2 0	"

CUSTOMS TARIFF—continued.

General Import Duties—continued.

No.	NAMES OF ARTICLES.	Per	Tariff Valuation.	Duty.
	METALS AND MANUFACTURES OF METALS—cont.			
15	METALS, unwrought and wrought, and articles made of metal—cont.		R. a.	
	Copper, wire, including phosphor-bronze	—	<i>ad valorem</i>	Five per cent.
	“ all other sorts, unmanufactured and manufactured, except current coin of the Government of India, which is free	—	“	“
	German silver	—	“	“
	Gold bullion and coin	—	—	Free.
	Gold leaf	—	<i>ad valorem</i>	Five per cent.
	Iron, anchors and cables	—	“	One per cent.
	“ Lowmoor and similar qualities, all descriptions	—	“	“
	“ angle, T, other than Lowmoor or Swedish	ton	100 0	“
	“ angle, T, and hoop, other than Lowmoor or Swedish, if galvanised, tinned, or lead-coated	—	<i>ad valorem</i>	“
	“ bar, Swedish and similar qualities	ton	183 0	“
	“ “ “ “ “ “ nail-rod, round-rod, and square, under half-an-inch in diameter	“	195 0	“
	“ “ other kinds	“	100 0	“
	“ “ “ “ nail-rod, round-rod, and square, under half-an-inch in diameter	“	105 0	“
	“ “ “ “ if galvanised, tinned, or lead-coated	—	<i>ad valorem</i>	“
	“ beams, joists, pillars, girders, screw-piles, bridge-work, and other such descriptions of iron, imported exclusively for building purposes	—	“	“
	“ channel, including channel for carriages	—	“	“
	“ plate and sheet, Swedish and charcoal	—	“	“
	“ bars, plates, and sheets, Swedish and charcoal, if galvanised, tinned, or lead-coated	—	“	“
	“ plate, other kinds, above ¼ inch thick, and strips	ton	115 0	“
	“ sheets, other kinds, up to ¼ inch thick	“	120 0	“
	“ “ (other than corrugated), plates or strips, other kinds, if galvanised, tinned, lead-coated, chequered, or planished	—	<i>ad valorem</i>	“
	“ “ corrugated, galvanised, or black	ton	185 0	“
	“ hoop	—	135 0	“
	“ nails, rose, wire, and flat-headed	cwt.	10 0	“
	“ “ other kinds, including galvanised, tinned, or lead-coated	—	<i>ad valorem</i>	“
	“ nuts and bolts, also hooks and nuts for roofing, galvanised or black	—	“	“
	“ old	cwt.	2 8	“
	“ pig	—	<i>ad valorem</i>	“
	“ pipes and tubes, including fittings therefor, such as bends, boots, elbows, tees, sockets, flanges, and the like	—	“	“
	“ rails, chairs, sleepers and bearing, and fishplates, spikes (commonly known as dog spikes), switches and crossings, other than those described in No. 60, also lever-boxes, clips, and tie-bars	—	“	“
	“ rice-bowls	—	“	“
	“ ridging, guttering, and continuous roofing	—	“	“
	“ rivets and washers, all sorts	—	“	“
	“ wire, including fencing wire and wire rope, but excluding wire netting	—	“	“
	“ cans, or drums when imported containing petroleum, which is separately assessed to duty at one anna and six pies per Imperial gallon under No. 16, namely:—			
	“ cans, tinned, other than petrol tins of two gallons capacity	can	0 3½	Five per cent.
	“ “ or drums not tinned, of two gallons capacity	“	0 2	“
	“ drums of four gallons capacity:			
	“ (a) with faucet caps	drum	1 0	“
	“ (b) ordinary	“	0 8	“
	“ all other sorts, including discs or circles and wire netting	—	<i>ad valorem</i>	“
	Lametta	—	“	“
	Lead, all sorts (except sheets for tea-chests, which are free)	—	“	“
	Quicksilver	lb.	1 10	“
	Shot, bird	cwt.	22 0	“
	Steel, anchors and cables	—	<i>ad valorem</i>	One per cent.
	“ blooms	—	“	“
	“ angle T	ton	100 0	“
	“ “ and hoop, if galvanised, tinned, or lead-coated	—	<i>ad valorem</i>	“
	“ bars (other than cast steel)	ton	100 0	“
	“ “ Swedish and similar qualities	—	<i>ad valorem</i>	“
	“ “ nail-rod, round rod, and square, under ¼ inch in diameter	ton	105 0	“
	“ bar, galvanised, tinned, lead-coated, planished or polished	—	<i>ad valorem</i>	“
	“ channel, including channel for carriages	—	“	“
	“ plates above ¼ inch thick, and strips	ton	115 0	“
	“ sheets up to ¼ “ “	“	120 0	“
	“ sheets (other than corrugated), plates, or strips, if galvanised, tinned, lead-coated, chequered, or planished	—	<i>ad valorem</i>	“
	“ sheets, corrugated, galvanised or black	ton	185 0	“
	“ hoop	—	135 0	“
	“ nails	—	<i>ad valorem</i>	“
	“ nuts and bolts, also hooks and nuts for roofing, galvanised or black	—	“	“
	“ old	cwt.	2 8	“
	“ beams, joists, pillars, girders, screw-piles, bridge-work and other such descriptions of steel imported exclusively for building purposes	—	<i>ad valorem</i>	“
	“ cast and blistered, including spring and tub steel	—	“	“
	“ ridging, guttering, and continuous roofing	—	“	“
	“ pipes and tubes, including fittings therefor, such as bends, boots, elbows, tees, sockets, flanges and the like	—	“	“

APPENDIX A—continued.
CUSTOMS TARIFF—continued.
General Import Duties—continued.

No.	NAMES OF ARTICLES.	Per	Tariff Valuation.	Duty.
METALS AND MANUFACTURES OF METALS—cont.				
15	METALS, unwrought and wrought, and articles made of metal—cont.		R. a.	
	Steel rails, chairs, sleepers and bearing, and fishplates, spikes (commonly known as dog spikes), switches and crossings, other than those described in No. 60, also lever-boxes, clips and tie-bars	—	<i>ad valorem</i>	One per cent.
	" rivets and washers, all sorts	—	"	"
	" wire, including fencing wire and wire rope, but excluding wire netting	—	"	"
	" cans, or drums when imported containing petroleum, which is separately assessed to duty at one anna and six pies per Imperial gallon under No. 16, namely:—			
	" cans, tinned, other than petrol tins of two gallons capacity	can	0 3½	Five per cent.
	" " or drums, not tinned, of two gallons capacity	"	0 2	"
	" drums of four gallons capacity:			
	(a) with faucet caps	drum	1 0	"
	(b) ordinary	"	0 8	"
	" all other sorts, including discs or circles and wire netting	—	<i>ad valorem</i>	"
	Tin, block	cwt.	162 0	"
	" foil, and other sorts	—	<i>ad valorem</i>	"
	Zinc or spelter, nails	—	—	"
	" " tiles or slabs, soft	cwt.	25 0	"
	" " " " hard	"	20 0	"
	" " all other sorts, including boiler tiles	—	<i>ad valorem</i>	"
	All other sorts of metals	—	"	"
OILS.				
16	PETROLEUM, including also naphtha and the liquids commonly known by the names of rock oil, Bangoon oil, Burma oil, kerosene, paraffin oil, mineral oil, petroline, gasoline, benzol, benzoline, benzine, and any inflammable liquid which is made from petroleum, coal, schist, shale, peat, or any other bituminous substance, or from any products of petroleum	Imperial gallon.	—	One anna and six pies.
	" which has its flashing-point at or above two hundred degrees of Fahrenheit's thermometer and is proved to the satisfaction of the Customs-Collector to be intended for use exclusively for the batching of jute or other fibre, or for lubricating purposes	—	<i>ad valorem</i>	Five per cent.
	" which has its flashing-point at or above one hundred and fifty degrees of Fahrenheit's thermometer and is proved to the satisfaction of the Customs-Collector to be intended for use exclusively as fuel or for some sanitary or hygienic purpose	—	—	"
	Cocoanut Oil	cwt.	32 0	"
	All other sorts of oil, animal or vegetable (including otto of all kinds), and mineral, including paraffin wax	—	<i>ad valorem</i>	"
OTHER ARTICLES, UNMANUFACTURED AND MANUFACTURED.				
17	APPAREL, including drapery, haberdashery, and millinery, and military and other uniforms and accoutrements; but excluding cotton-hosiery (for which see No. 30) and boots and shoes (for which see No. 45) and excluding also uniforms, and accoutrements appertaining thereto, imported by a public servant for his personal use, which are free	—	"	"
18	ART, WORKS OF, except (1) statuary and pictures intended to be put up for the public benefit in a public place, and (2) memorials of a public character intended to be put up in a public place, including the materials used, or to be used in their construction, whether worked or not, which are free	—	"	"
19	BAMBOOS, common, grass, hay, rushes, straw, and leaves	—	"	Free.
20	BOOKS, printed, including covers for printed books, maps, charts and plans, proofs, music and manuscripts	—	"	"
21	BRISTLES, AND FIBRE, for brushes and brooms	—	"	"
22	BRUSHES AND BROOMS, all sorts	—	"	"
23	BUILDING AND ENGINEERING MATERIALS, namely asphalt, bricks and tiles, cement of all kinds, fireclay, earthenware piping, lime, and other kinds not otherwise described	—	<i>ad valorem</i>	Five per cent.
24	CABINET-WARE AND FURNITURE	—	"	"
24a	CHALLENGE CUPS OR TROPHIES which have been won by any military unit (including volunteer corps) or by a particular member or members of any such unit in India or which have been sent by donors resident abroad for presentation or competition in India	—	"	"
	Provided that the articles are certified by the Officer Commanding the unit or brigade or any higher military authority or any of their staff officers as having been offered for competition or presented with the sole or main object of encouraging military efficiency; and that they have had engraved on them before being shipped the object for which presented and, except in the case of those sent by donors resident abroad for competition in India, the name of the winner or winners.	—	"	Free.
25	CARRIAGES AND CARTS, including motor cars, bicycles, tricycles, jinrikshas, bath chairs, perambulators, trucks, wheelbarrows, and all other sorts of conveyances, and component parts thereof, but excluding motor cars designed to carry goods and containing a prime-mover, which are free	—	<i>ad valorem</i>	Five per cent.

APPENDIX A—continued.
 CUSTOMS TARIFF—continued.
 General Import Duties—continued.

No.	NAMES OF ARTICLES.	Per	Tariff Valuation.	Duty.
OTHER ARTICLES, UNMANUFACTURED AND MANUFACTURED—cont.				
26	CHINESE AND JAPANESE WARE, including lacquered ware, but excluding earthenware, china, and porcelain (for which see No. 32)	—	R. a. ad valorem	Five per cent.
27	CLOCKS, WATCHES, and other timekeepers, and parts thereof	—	"	"
28	COAL, COKE, AND PATENT FUEL	—	"	Free.
29	CORDAGE, Rope and Twine made of any vegetable fibre	—	ad valorem	Five per cent.
30	COTTON, AND ARTICLES MADE OF COTTON—			
	Cotton, raw	—	—	Free.
	" twist and yarn	—	—	"
	" sewing and darning thread	—	—	"
	" piece-goods, hosiery, crochet cotton thread and all other manufactured cotton goods not otherwise described	—	ad valorem	Three and one-half per cent.
31	EARTH, COMMON CLAY, AND SAND	—	—	Free.
32	EARTHENWARE (except earthenware piping, for which see No. 23), china, china clay, porcelain, and imitation or false coral	—	ad valorem	Five per cent.
33	FANS OF ALL KINDS, except common palm-leaf fans, which are free	—	"	"
34	FIREWORKS, all sorts, including fulminating-powder	—	"	"
35	FLAX, AND ARTICLES MADE OF FLAX, including linen-thread	—	"	"
36	FURNITURE, TACKLE, AND APPAREL, not otherwise described, for steam, sailing, rowing, and other vessels	—	"	"
37	GUMS, GUM-RESINS, and articles made of gum or gum-resin—			
	Copal	—	—	"
	Cutch and gambier (natural)	cwt.	20 0	"
	Gamboge	lb.	1 12	"
	Gum Ammoniac	cwt.	30 0	"
	" Arabic	"	22 0	"
	" Bdellium	—	ad valorem	"
	" Benjamin, ras	cwt.	32 0	"
	" " cowrie	"	80 0	"
	" Bysabol (coarse myrrh)	"	25 0	"
	" Olibanum or frankincense	—	—	Free.
	" Persian (false)	cwt.	18 0	Five per cent.
	Myrrh	"	30 0	"
	Rosin	"	12 0	"
	All other sorts of gums, gum-resins, and articles made of gum or gum-resin, including caoutchouc and gutta-percha	—	ad valorem	"
38	HEMP, including Manila hemp, and articles made therefrom	—	"	"
39	HIDES, AND SKINS (except raw or salted hides and skins, which are free), including parchment and vellum, gold-beaters' skins, and all other descriptions of hides or skins	—	"	Free.
40	HORN	—	"	Free.
	" articles made of, not otherwise described	—	ad valorem	Five per cent.
41	INSTRUMENTS, APPARATUS, AND APPLIANCES, and parts thereof—Computing, Dental, Distilling, Diving, Drawing, Educational, Electric, Electric lighting, Galvanic, Measuring, Musical, Optical, Philosophical, Phonographic, Photographic (including materials for Photography), Scientific, Surgical, Surveying, Telegraphic, Telephonic, Typewriters, and all other sorts, except Telegraphic instruments and apparatus, and parts thereof, when imported by or under the orders of a railway company, and any instruments, apparatus, and appliances when imported by a passenger as part of his personal baggage and in actual use by him in the exercise of his profession or calling, which are free. All hand instruments (other than stringed instruments), imported by a Native regiment of His Majesty's regular forces in India, or by a unit of the Imperial Service Troops, or by a Military Police Battalion, and certified by the officer commanding the regiment or unit or the officer in charge of the Military Police Battalion to be for the <i>bona fide</i> exclusive use of the regimental band, or the band attached to the Military Police Battalion, as the case may be, and the following accessories thereto, are also free of duty:—			
	Bags for bagpipes.			
	Cardholders.			
	Carriages (brown or black).			
	Cases for reeds and mouthpieces.			
	Cases (leather or wooden).			
	Chanter, pipe and practice.			
	Cleaners for brass and reed instruments.			
	Cord for bagpipes.			
	Crooks.			
	Drones for bagpipes.			
	Drum heads.			
	Drum sticks.			
	Drum flesh hoops.			
	Fingertops.			
	Green broadcloth for drums.			
	Green silk-ribbon for drums.			
	Key pads for reed instruments.			
	Ligatures for reed instruments.			
	Mouthpieces and caps therefor.			
	Mutes for brass instruments.			
	Pipe tassels for bagpipes.			
	Reeds.			
	Ribbons for bagpipes.			
	Ropes for drums.			
	Sanks and slides for brass instruments.			
	Silver buckles for drums.			
	Silver buttons for drums.			
	Springs.			
	Snare.			
	Taps for brass instruments.			
	Valve corks.			
	Valve tops and needles.			
		—	ad valorem	Five per cent.

APPENDIX A—*continued.*
 CUSTOMS TARIFF—*continued.*
 General Import Duties—*continued.*

No.	NAMES OF ARTICLES.	Per	Tariff Valuation.	Duty.
OTHER ARTICLES UNMANUFACTURED AND MANUFACTURED—<i>cont.</i>			<i>R. a.</i>	
42	IVORY AND IVORY-WARE—			
	Unmanufactured—			
	Elephants' grinders	cwt.	300 0	Five per cent.
	" tusks (other than hollows, centres, and points) each exceeding 20 lb. in weight, and hollows, centres, and points each weighing 10 lb. and over	"	800 0	"
	" tusks (other than hollows, centres, and points) not less than 10 lb. and not exceeding 20 lb. each, and hollows, centres, and points each weighing less than 10 lb.	"	700 0	"
	" tusks, each less than 10 lb. (other than hollows, centres, and points)	"	450 0	"
	Sea-cow or moye teeth, each not less than 4 lb.	"	175 0	"
	" " " " 3 lb. and under 4 lb.	"	150 0	"
	" " " " each less than 3 lb.	"	120 0	"
	All other sorts, manufactured and unmanufactured	—	<i>ad valorem</i>	"
43	JEWELLERY AND JEWELS, including plate and other manufactures of gold and silver—			
	Silver-ware, plain	tola	1 2	"
	" embossed or chased } other than European	"	1 6	"
	All other sorts, except precious stones and pearls, unset, which are free	—	<i>ad valorem</i>	"
44	JUTE, raw	—	—	Free.
	" articles made of, except secondhand or used gunny bags, which are free	—	<i>ad valorem</i>	Five per cent.
45	LEATHER, and articles made of leather, including boots and shoes, harness and saddlery, except saddlery of a military pattern imported by an officer of His Majesty's regular forces and forming part of the equipment with which he is required to supply himself under Army Regulations, which is free	—	—	"
46	MALT	—	—	"
47	MANURES of all kinds, including animal bones	—	—	Free.
48	OILCAKE, also bran, fodder, and cattle food of all kinds	—	—	"
49	OILCLOTH AND FLOOR-CLOTH, including linacrusta, linoleum, and tarpaulins	—	<i>ad valorem</i>	Five per cent.
50	PAINTS, COLOURS, PAINTERS' MATERIALS and compositions for application to leather, wood, and metals—			
	Lead, red, dry	cwt.	18 0	"
	" white, dry	"	22 0	"
	Ochre, other than European, all colours	"	5 0	"
	Paints, composition	—	<i>ad valorem</i>	"
	" patent driers	—	—	"
	Turpentine	Imperial gallon.	3 4	"
	Verdigris	—	<i>ad valorem</i>	"
	Vermilion, Canton	box of 90 bundles.	115 0	"
	Zinc, white, dry	—	<i>ad valorem</i>	"
	All other sorts, including glue and putty	—	—	"
51	PAPER, PASTEBOARD, MILLBOARD, AND CARDBOARD of all kinds, including ruled or printed forms and account and manuscript books, labels, advertising circulars, sheet or card almanacs, and calendars, Christmas, Easter, and other cards, including cards in booklet form, including also waste paper and old newspapers for packing, but excluding trade catalogues and advertising circulars imported by packet, book or parcel post, which are free	—	—	"
	PAPER, articles made of paper and papier-mâché	—	—	"
52	PERFUMERY—			
	Gowla, husked and unhusked	cwt.	55 0	"
	Kapurkachri (zedoary)	"	17 0	"
	Patch leaves (patchouli)	"	20 0	"
	Rose-flowers, dried	"	27 0	"
	Rose-water	Imperial gallon.	2 6	"
	All other sorts, except perfumed spirit (for which see table of special import duties)	—	<i>ad valorem</i>	"
53	PITCH, TAR, AND DAMMER—			
	Bitumen	—	—	"
	Dammer	—	—	"
	Pitch, American and European	—	—	"
	" coal	—	—	"
	Tar, American and European	—	—	"
	" coal	—	—	"
	" mineral	—	—	"
54	PLANTS AND BULBS, living, also dried for herbaria	—	—	Free.
55	PRECIOUS STONES AND PEARLS, unset (including the stones generically known as Cambay stones, such as agates, cornelians, and onyx)	—	—	"
56	PULP of wood, straw, rags, paper and other materials	—	—	"

APPENDIX A--concluded.

CUSTOMS TARIFF--concluded.

EXPORT DUTY.

	Per	Rate of Duty.
RICE, HUSKED OR UNHUSKED, including RICE FLOUR, but not including rice-bran and rice-dust, which are free.	Maund of 82½ lb.	3 annas.

NOTE.—Under Act IX of 1903 a customs duty at the rate of a quarter of a pie per pound has been levied from the 1st April 1903 on all tea produced in India and exported from any customs port to any port beyond the limits of British India or to Aden. The proceeds of this cess are paid to the Tea Cess Committee appointed under Section 4 of the Act. On the recommendation of this Committee the maximum rate of a quarter of a pie per pound may be reduced.

An export duty, for the benefit of the Calcutta Improvement Trust, is levied on jute exported by sea from Calcutta, at the rate of 2 annas per bale of 400 lb. on raw jute, and 12 annas per ton of 2,240 lb. on manufactured jute. A similar duty is levied on jute exported by sea from Chittagong (except jute exported from Chittagong to Calcutta).

APPENDIX B.

TRADE OF ADEN.

	1908-9.	1909-10.	1910-11.	1911-12.	1912-13.
FOREIGN TRADE, PRIVATE:					
Imports:	£	£	£	£	£
Merchandise - - - - -	2,046,169	2,198,245	2,269,465	2,343,745	2,845,699
Treasure - - - - -	417,512	492,483	417,911	811,309	349,769
Exports:					
Merchandise - - - - -	2,404,823	2,471,286	2,496,676	2,689,509	3,351,356
Treasure - - - - -	352,550	378,656	372,958	407,154	392,309
TOTAL - - - - -	5,221,054	5,540,670	5,557,010	6,251,717	6,939,133
INDIAN TRADE, PRIVATE:					
Imports:					
Merchandise - - - - -	759,093	757,809	836,667	952,914	1,125,185
Treasure - - - - -	57,612	25,629	20,513	3,291	60,467
Exports:					
Merchandise - - - - -	175,951	150,495	174,803	248,818	209,186
Treasure - - - - -	143,792	158,375	145,346	402,073	397,979
TOTAL - - - - -	1,136,448	1,092,308	1,177,329	1,607,096	1,792,817
LAND TRADE:					
Imports:					
Merchandise - - - - -	157,962	163,694	183,652	227,709	234,929
Treasure - - - - -	7,112	6,594	2,454	4,023	4,690
Exports:					
Merchandise - - - - -	95,257	102,594	116,477	153,133	174,605
Treasure - - - - -	9,304	8,309	7,866	9,136	11,325
TOTAL - - - - -	269,635	281,191	310,449	394,001	425,549
GRAND TOTAL - - - - -	6,627,137	6,914,169	7,044,788	8,252,814	9,157,499

INDEX.

Index to Tables Nos. 11 to 13.

ARTICLES.	IMPORT TABLE. Page	EXPORT TABLES.		ARTICLES.	IMPORT TABLE. Page	EXPORT TABLES.	
		Foreign merchandise. Page	Indian merchandise. Page			Foreign merchandise. Page	Indian merchandise. Page
A							
Acids—nitric	58	—	—	Bangles, glass	65	—	—
" sulphuric	58	—	—	Bars and channel (iron)	79	—	—
" other sorts	58	—	—	" " (iron or steel)	81	110	—
Accoutrements (included with "Apparel, &c.")	—	—	—	" " (steel)	81	—	—
Aerated water making machinery	75	—	—	Barley	66	—	121
Agricultural implements	68	—	—	Barytes	84	—	—
" machinery	75	—	—	Baskets and basketware	56	—	—
Ajama seeds	—	—	133	Beads and false pearls	66	—	—
Ajwan seeds	—	—	133	Beams, pillars, girders, and bridgework of iron or steel	79	—	—
Ale, beer, and porter	72	—	—	Bedsteads	65	—	—
Alizarine dyes	63	107	—	Beer, ale, and porter	72	—	—
Almonds	64	—	—	Belting for machinery :	—	—	—
Aloes	62	—	118	Of leather	56	—	—
Aluminous sulphates (including Alum)	58	—	117	Of other materials	56	—	—
Aluminium	77	—	—	Benjamin, gum	67	108	—
Ammonia and Salts thereof	58	—	—	Betelnuts	91	—	136
Ammunition (included with "Arms, &c.")	—	—	—	Bicarbonates of soda	59	—	—
Anchors and cables of iron or steel	79	110	—	Biche de mer	87	—	132
Angle, bolt, and rod of iron	78	110	—	Billets and slabs—Blooms, Ingots (steel)	81	—	—
" and spring of steel	81	—	—	Biscuits	87	—	—
Aniline dyes	63	107	—	Blankets (cotton)	95	—	—
Animal fat (included with "Tallow and stearine")	—	—	—	Blasting fuse	55	—	—
Animal oils	83	—	129	" gelatine	55	—	—
Animals, living :	—	—	—	Bleaching materials	59	—	—
Cattle (except sheep and goats)	—	—	115	Block tin, unwrought	82	111	—
Horses	54	106	115	Blooms—Ingots, billets and slabs (steel)	81	—	—
Sheep and goats	—	—	115	Boats—Launches and (included with ships, &c.)	75	—	—
Other kinds	54	—	115	Boilers (machinery)	78	110	—
Apparatus (included with "Instruments, &c.")	—	—	—	Bolt, angle and rod (iron)	79	—	—
Apparel :	—	—	—	Bolts and nuts of iron or steel	79	—	—
Apparel (including drapery, uniforms, and accoutrements)	54	—	—	Bones, Animal, for manure	—	—	127
Gold and silver thread	54	—	—	Bonnets, hats, caps, and hatters' ware	55	—	—
Hats, caps, bonnets, and hatters' ware	55	106	116	Books, printed, and printed matter (including maps and charts)	56	106	116
Lametta	55	—	—	Boots and shoes	—	—	116
Second-hand clothing	55	—	—	Of leather	56	—	—
Water-roofed clothing	55	—	—	Of other materials	56	—	—
Appliances (included with "Instruments, &c.")	—	—	—	Borax	59	—	117
Arabic, gum	67	108	124	Bottled provisions, canned and	88	—	—
Arms, Ammunition, and Military Stores :	—	—	—	Bottles, glass	66	—	—
Cartridge cases :	—	—	—	" soda water	66	—	—
Filled	55	—	—	Boxes, strong, and safes of metal	69	—	—
Empty	55	—	—	Brails, woollen	102	—	—
Explosives :	—	—	—	Bran and pollards	64	—	120
Blasting fuse	55	—	—	Brandy	72	—	—
" gelatine	55	—	—	Brass (for details see under "Metals")	78	—	—
Dynamite	55	—	—	Braziers and sheets (copper)	78	—	—
Gelatine dynamite	55	—	—	Bricks, tiles, ingots, cakes, and, of unwrought copper	78	110	—
Others	55	—	—	Bricks (not of copper)	57	—	116
Firearms and parts thereof	56	106	—	Bridgework. Beams, pillars, girders, and, of iron or steel	79	—	—
Gunpowder, common	56	—	—	of iron or steel	89	—	—
" sporting	56	—	—	Bridgework (railway materials)	60	—	—
Other sorts	56	106	—	Brimstone, sulphur	57	—	116
Arsenic and its oxides	58	—	117	Bristles	—	—	—
Art, works of (other than pictures)	56	106	116	Bristles and fibre for brushes and brooms	57	—	116
Artificial and mineral manures	76	—	—	Bronze, see Brass.	57	—	—
Articles of stone and marble	92	—	—	Brushes and brooms	68	—	—
" exported by post	—	115	146	Buckets of tinned or galvanised iron	—	—	124
" imported by post	105	—	—	Buffalo hides, raw	—	—	126
Asafoetida	62	107	118	" tanned or dressed	—	—	—
Asphalt	57	—	—	Builder's hardware, such as locks, hinges, &c.	68	—	—
B							
Bacon and hams	87	—	132	Building and engineering materials, other than of iron, steel, or wood :	57	—	—
Bags, gunny (jute)	101	—	142	Asphalt	57	—	116
" and sacks of flax	100	—	—	Bricks	57	—	—
" " of hemp	100	—	—	Cement	57	—	—
Bags and trunks (leather)	72	—	—	Chalk and lime, excluding French chalk	57	—	116
Bajra, Jāwar and	—	—	121	Clay	57	—	—
				Pipes of earthenware	57	—	116
				Tiles	57	—	116
				Other kinds	57	—	116

ARTICLES.	EXPORT TABLES.			ARTICLES.	EXPORTS TABLES.		
	IMPORT TABLE.	Foreign merchandise.	Indian merchandise.		IMPORT TABLE.	Foreign merchandise.	Indian merchandise.
	Page	Page	Page		Page	Page	Page
Butter	87	—	132	Chemicals, &c. :			
Button lac	—	—	126	Acids :			
				Nitric	58	—	—
				Sulphuric	58	—	—
				Other sorts	58	—	—
				Aluminous sulphates (including alum)	58	—	117
				Ammonia and salts thereof	58	—	—
				Arsenic and its oxides	58	—	117
				Bleaching materials	59	—	—
				Carbide of calcium	59	—	—
				Copperas	59	—	—
				Disinfectants	59	—	—
				Potassium compounds :		106	—
				Cyanide of potassium	59	—	117
				Saltpetre	59	—	117
				Other sorts	59	—	—
				Soda compounds :			
				Bicarbonate of soda	59	—	—
				Borax (including boracic acid)	59	—	117
				Caustic soda	59	—	—
				Sodium carbonate (soda ash and soda crystals)	59	—	—
				Soda, other sorts	59	—	—
				Sulphur	60	—	—
				Other sorts of chemicals	60	—	117
				Chillies	92	—	136
				China grass, rhea, ramie, or	—	—	143
				Chinese and Japanese ware (including lacquered ware but excluding earthenware and porcelain)	60	106	—
				Chintz, prints and, coloured	98	—	—
				Chocolate, cocoa and	88	—	—
				Chromite (chrome iron ore)	—	—	128
				Chutnies, pickles, sauces and condiments and condiments	88	—	132
				Cider and other fermented liquors	72	—	—
				Cigarettes	103	—	—
				Cigars	103	—	145
				Cinchona bark	—	—	118
				Cinnamon	92	—	—
				Claret	73	—	—
				Clay	57	—	—
				Clocks and watches and parts thereof :			
				Clocks and timepieces	60	106	—
				Watches	60	—	—
				Parts of clocks and watches	60	—	—
				Cloth, gunny (jute)	101	—	143
				" hemp	100	—	—
				Cloves	92	112	—
				Coal :			
				Coal	60	—	117
				Coke	60	—	117
				Patent fuel	61	—	—
				Coal-mining machinery	75	—	—
				Coal tar dyes—for details see under "Dyeing and Tanning substances."			
				Cocaine	62	—	—
				Cochineal	62	—	—
				Cocoa and chocolate	88	—	—
				Cocoanuts	64	—	120
				Cocanut cake	—	—	131
				" kernel or copra	90	—	134
				" oil	84	—	130
				Cocoons	—	—	144
				Coffee, other than roasted or ground	61	106	118
				Coir, manufactured (excluding rope)	61	—	118
				" unmanufactured	61	—	118
				Coke	60	—	117
				Colours, Paints and (included with "Paints and Painters' Materials").			
				Compositions, Paints, solutions and	83	—	—
				Composition, Polishes and, for application to leather	86	—	—
				" Polishes and, for application to metals	86	—	—
				Condensed and preserved milk (including Milk Cream)	88	—	—
				Condiments, Pickles, chutnies, sauces and	88	—	—
				Condiments, Pickles, chutnies and	—	—	132
				Confectionery	93	112	136
				Copper (for details see under "Metals").			
				Copperas	59	—	—
				Copra, cocanut kernel or	90	—	134
				Coral	61	107	—

ARTICLES.	EXPORT TABLES.			ARTICLES.	EXPORT TABLES.		
	IMPORT TABLE.	Foreign merchandise.	Indian merchandise.		IMPORT TABLE.	Foreign merchandise.	Indian merchandise.
	Page	Page	Page		Page	Page	Page
Cordage and rope of vegetable fibre (excluding jute and cotton)	61	—	118	Dhutis, Sâris and scarves :	96	—	—
Coriander seed	—	—	133	Grey	97	—	—
Cork manufactures	61	—	—	White	—	—	—
Cotton cake	—	—	131	Dil seed, sawa or	—	—	133
" (textile) machinery	76	—	—	Disinfectants	59	—	—
Cotton :				Domestics, T-cloth and :			
Raw	94	112	137	Grey	97	—	140
Waste	94	—	—	White	98	—	—
Twist and yarn	94	113	138	Domestic hardware, other than enamelled ironware	68	—	—
Manufactures :				Drapery (included with "Apparel, &c.")			
Blankets	95	—	—	Drills and jeans :			
Canvas	96	—	139	Grey	96	—	139
Handkerchiefs and shawls in the piece	96	113	139	White	97	—	—
Hosiery	96	113	139	Coloured	98	—	140
Lace and patent net	96	—	139	Drugs and Medicines :			
Piece goods :				Aloes	61	—	118
Grey (unbleached) :				Asafetida	62	107	118
Chadars	96	—	139	Camphor	62	—	118
Dhutis, Sâris and scarves	96	—	139	Cassia lignea	62	107	—
Drills and jeans	96	—	139	Chinchona bark	—	—	118
Jaconets, including madapollams, mulls and cambrics	96	113	—	Cocaine	62	—	—
Longcloth and shirtings	96	—	140	Galangal	62	—	118
Printers	97	—	—	Nux vomica (strychnia)	—	—	118
Sheetings	97	—	—	Proprietary and patent medicines	62	—	—
T-cloth and domestics	97	—	140	Quinine and alkaloids	62	—	—
Unspecified descriptions	97	—	140	Sarsaparilla and preparations	62	—	—
White (bleached) :				Senna	—	—	118
Chadars	97	—	—	Storax, including liquid storax (rose melloes)	62	—	—
Checks, spots and stripes	97	—	—	Other sorts of drugs and medicines	62	107	119
Dhutis, Sâris, and scarves	97	—	—	Dyeing and Tanning Substances :			
Drills and jeans	97	—	—	Cochineal	62	—	—
Jaconets, madapollams, mulls, cambrics and muslins	97	113	140	Cutch and gambier	62	—	119
Longcloth and shirtings	97	—	—	Dyes obtained from coal tar :			
Nainsocks	97	—	—	Alizarine	63	107	—
Sheetings	98	—	—	Aniline	63	—	—
T-cloth and domestics	98	—	—	Others	63	—	—
Twill	98	—	—	Indigo	—	—	119
Unspecified descriptions	98	—	—	" synthetic	63	—	—
Coloured, printed, or dyed :				Myrobalans	—	—	119
Cambrics, including madapollams, muslins, mulls and jaconets	98	—	—	Safflower	—	—	119
Chadars	98	—	—	Saffron	63	—	—
Checks, spots, and stripes	98	—	—	Turmeric	—	—	119
Dhutis (including lungis)	98	113	140	Other sorts, including lac-dye	63	107	119
Drills and jeans	98	—	—	Dynamite	55	—	—
Prints and cbintz	98	—	—				
Sâris and scarves	98	—	—	E			
Shirtings	99	—	—	Earthenware and porcelain (excluding pipes of earthenware)	63	107	119
Twill	99	—	—	Ebony wood	105	—	145
Unspecified descriptions	99	—	141	Electrical instruments (for details see under Instruments, apparatus and appliances).			
Fents of all descriptions	99	113	—	Electrical machinery (for details see under machinery and millwork).			
Rope	99	—	—	Electroplated ware	63	107	—
Thread, sewing	99	114	141	Enamelled ironware	63	—	—
Towels in the piece	99	—	—	Engine and boiler packing	84	—	—
Other sorts of manufactures	99	114	141	Engravings, see "Prints, engravings, and pictures."			
Cotton, seeds	90	—	134	Envelopes, Writing paper and	85	—	—
" seed oil	84	—	—	Essential oils	83	—	120
Cow hides, raw	—	—	124	Essential seeds (for details see under "Seeds").			
" " tanned or dressed	—	—	126	Explosives	55	—	—
Cowries	91	112	135				
Cowries, Shells and (for details see under "Shells and Cowries.")	—	—	133	F			
Cummin seeds	65	—	—	Fans, electric and parts thereof	69	—	—
Currants and raisins	62	—	119	Farina, Starch and	92	—	—
Cutch and gambier	61	107	124	Farinaceous and patent foods	88	—	—
Cutlery	—	—	125	Fennel seed	—	—	133
Cuttings of hides and skins, raw	59	—	—	Fents of all descriptions	99	113	—
Cyanide of potassium	61	—	—	Fenugreek seed	—	—	133
Cycles (other than motor cycles)	61	—	—	Fermented liquors, Cider and other	72	—	—
" parts of	61	—	—	Fibre for brushes and brooms	—	—	120
D				" Bristles and, for brushes and brooms	57	—	116
Dammer, Pitch, tar, and	36	—	—	Firearms and parts thereof	56	106	—
Dangerous petroleum, other than paints, solutions, or compositions	83	—	—	Firewood	105	—	145
Dates	65	107	—	Fireworks	63	—	—
Deal and pinewood	104	—	—				
Dhutis (including lungis) coloured	98	—	—				

ARTICLES.	EXPORT TABLES.			ARTICLES.	EXPORT TABLES.		
	IMPORT TABLE.	Foreign merchandise.	Indian merchandise.		IMPORT TABLE.	Foreign merchandise.	Indian merchandise.
Fish (excluding canned fish):	Page	Page	Page	Glass and Glasware—cont.	Page	Page	Page
Fish, dry, salted	64	—	120	Sheet and plate	66	—	—
" " unsalted	63	—	120	Tableware (including decanters, &c.)	66	108	121
Fishmaws and sharkfins	64	107	120	Other glassware	66	—	—
Fish, wet salted (<i>ngapi</i>)	64	—	120	Goats	—	—	115
" Other sorts	64	107	—	Goat skins (dressed or tanned)	—	—	127
Fish manure and guano	—	—	128	" " (raw)	—	—	125
Fishplates, Rails and chairs (steel or iron) excluding those for railways	80	—	—	Gold and silver plate (jewellery)	71	109	126
Fishplates, Rails and, of steel and iron (for railways)	89	—	—	" " " thread	54	—	—
Fittings, Umbrella	104	—	—	Goods of silk mixed with other materials	101	—	144
" pipes and, cast (iron or steel)	80	110	—	Grain, Pulse, and Flour	—	108	—
" tubes and, wrought (iron or steel)	80	111	—	Barley	66	—	121
Flax:				Gram	—	—	121
Raw	99	—	141	Jáwar and Bájra	—	—	121
Twist and yarn	99	—	—	Maize	—	—	121
Manufactures:				Oats	66	—	122
Bags and sacks	100	—	141	Pulse	67	—	122
Canvas	100	—	—	Rice in the husk	67	—	122
Piece goods	100	114	—	" not in the husk	67	—	122
Thread, sewing	100	—	—	" flour	—	—	123
Other sorts	100	—	—	Wheat	67	—	123
Floor-cloth, Oil-cloth and	84	—	—	" flour	67	—	123
Flour mill machinery	75	—	—	Other sorts	67	—	123
Flour, rice	—	—	123	Gram	—	—	121
" wheat	67	—	123	Grease (included with "Tallow and stearine")	—	—	131
Fodder, bran, and pollards (excluding oilcake):	64	—	—	Groundnut cake	—	—	130
Bran and pollards	—	—	120	" oil	84	—	—
Other sorts	—	—	120	" seeds	90	—	134
Food, farinaceous and patent	88	—	—	Guano, Fish manure and	—	—	128
Frankincense, Olibanum or	67	108	—	Gums and Resins:			
French chalk	58	—	—	Arabic	67	108	124
Fruits and Vegetables:				Benjamin	67	108	—
Fruits:				Olibanum or frankincense	67	108	—
Cocoanuts	64	—	120	Rosin	67	108	—
Other sorts	64	107	120	Other sorts	67	108	124
Fresh vegetables of all kinds	64	—	120	Gunny bags (jute)	101	—	142
Fruits and vegetables: dried, &c.:				" cloth	101	—	143
Almonds	64	—	—	Gunpowder, common	56	—	—
Currants and raisins	65	—	—	" sporting	56	—	—
Dates	65	107	121				
Other sorts	65	107	—	H			
Fuel oils	83	—	—	Haberdashery and millinery	100	114	142
Fuel, patent	61	—	—	Hair of all kinds	68	—	—
Funnels, globes, and glass parts of lamps	66	—	—	Hair, Manufactures of	68	—	—
Furniture, and Cabinetware:				Hams, Bacon and	87	—	132
Bedsteads	65	—	—	Handkerchiefs and shawls in the piece (cotton)	96	113	139
Furniture of wood (other than bedsteads)	65	108	121	Hardware and Cutlery, including plated ware	—	—	124
Furniture of other materials (other than bedsteads)	65	—	—	Hardware, excluding cutlery and electro-plated ware:			
Mouldings	65	—	—	Agricultural implements	68	—	—
Fuse, blasting	55	—	—	Buckets of tinned or galvanised iron	68	—	—
				Builder's hardware, such as locks, &c.	68	—	—
G				Domestic hardware (other than enamelled ironware)	68	—	—
Galangal	62	—	118	Enamelled ironware	68	—	—
Galvanised iron or steel, sheets and plates of	80	110	—	Implements and tools (other than agricultural implements, &c.)	68	108	—
Gambier, Cutch and	62	—	119	Lamps, metal	68	—	—
Games, Toys and requisites for—and sports	103	—	145	" glass	68	—	—
Gelatine dynamite	55	—	—	Parts of lamps, other than glass	68	—	—
Generators	74	—	—	Lampware	69	—	—
German-silver	78	—	—	Safes and strong boxes of metal	69	—	—
Ghi	88	—	132	Other sorts	69	—	—
Gin	73	—	—	Harmoniums, Organs and	70	—	—
Ginger	92	—	136	Harness, Saddlery and	72	—	127
Girders, Beams, pillars, and bridgework of iron or steel	79	—	—	Hats, caps, bonnets, and hatter's ware	55	—	—
Glass and glassware:				Hatters' ware, Hats, caps, bonnets, and Hay (included with "Fodder, &c.")	55	—	—
Bangles	65	—	—	Hemp, manufactures of (excluding cordage):			
Beads and false pearls	86	—	—	Bags and sacks	100	—	—
Bottles and phials:				Cloth	100	114	142
Sodawater bottles	66	108	121	Hemp, raw	100	—	142
Others	66	—	—	Hides and Skins, raw:			
Funnels, globes, and glass parts of lamps	66	—	—	Hides, raw:			
				Buffalo hides	—	—	124
				Cow hides	—	—	124
				Calf skins	69	—	124
				Other hides	—	—	124

ARTICLES.	EXPORT TABLES.			ARTICLES.	EXPORT TABLES.		
	IMPORT TABLE.	Foreign merchandise.	Indian merchandise.		IMPORT TABLE.	Foreign merchandise.	Indian merchandise.
Hides and Skins, raw— <i>cont.</i>	Page	Page	Page		Page	Page	Page
Skins, raw :				K			
Goat skins	69	—	125	Kernel, Coconut, or Copra	90	—	134
Sheep skins	—	—	125	Kerosene oil (in bulk)	83	—	129
Other skins	—	—	125	" (in tins)	83	—	—
Cuttings of hides and skins (raw)	—	—	125	Keys, Sleepers and, of steel and iron	89	—	—
Hides, tanned or dressed :				Knitting, sewing and, machines	75	—	—
Buffalo hides	72	—	126	" wool, Yarn and	103	—	—
Cow hides	—	—	126				
Other hides	—	—	127	L			
Hoops and strips (iron or steel)	79	110	—	Lac :			
Hops	69	—	—	Button	—	—	126
Horns, tips and pieces of horn, and Hornmeal	—	—	—	Seed	71	—	126
Horses	69	108	125	Shell	—	—	126
Hosiery (cotton)	54	—	115	Stick	71	—	126
(wool)	98	118	139	Other kinds (excluding Lac-dye)	72	—	126
Household and laundry soap	102	—	—	Lace and patent net (cotton)	96	—	130
	91	—	—	Lacquered-ware of foreign manufacture (included with "Chinese and Japanese ware, &c.")	—	—	—
I				Lametta	55	—	—
Indigo	—	—	119	Lamps, electric, and parts thereof	69	—	—
" synthetic	63	—	—	" glass	68	—	—
Ingots, blooms, billets, and slabs (steel)	81	—	—	" metal	68	—	—
Ingots, tiles, cakes, bricks and slabs of unwrought copper	78	110	—	Lard	88	—	132
Instruments, apparatus, and appliances, and parts thereof :				Launches and boats (included with "Ships, &c.")	—	—	—
Electrical, other than telegraphic, &c. :				Laundry soap, Household, and	91	—	—
Electric fans and parts thereof	69	—	—	Lead (for details see under "Metals").	—	—	—
Electric lamps and parts thereof	69	108	—	" white and red	84	—	—
Electric wires and cables	70	—	—	Leather	—	109	—
Other sorts	70	—	—	Hides, tanned or dressed :			
Musical :				Buffalo hides	72	—	126
Organs and Harmoniums, complete	70	—	125	Cow hides	—	—	126
Pianos and piano players, complete	70	—	—	Other hides	—	—	127
Talking machines and accessories	70	109	—	Skins, tanned or dressed :			
Other sorts	70	109	—	Goat skins	—	—	127
Optical	70	109	—	Sheep skins	72	—	127
Photographic	70	109	—	Other skins	—	—	127
Scientific and philosophical	71	109	—	Unwrought	72	—	127
Surgical	71	—	—	Manufactures (excluding boots and shoes, and belting for machinery) :			
Other kinds	71	109	—	Bags and trunks	72	—	—
Iron (for details see under "Metals").	—	—	—	Saddlery and harness	72	—	127
Iron or steel (for details see under "Metals").	—	—	—	Other sorts	72	—	127
Ironware, enamelled	68	—	—	Lemongrass oil	—	—	129
Ivory (unmanufactured)	71	109	125	Lime, Chalk and (excluding French chalk)	57	—	116
" manufactures of	71	109	125	Linseed, rape, and sesamum cake (see "Oilcakes").	—	—	—
				Linseed oil	84	—	130
J				" seed	90	—	134
Jaconets, including Madapollams, Mulls, and Cambrics (Grey)	96	—	—	Liqueurs	73	—	—
Jaconets, Madapollams, Mulls, Cambrics, and Muslins (White)	97	—	—	Liquors	—	109	127
Jaconets (Coloured) (included with Cambrics, &c.).	—	—	125	Ale, beer, and porter	72	—	—
Jadestone	88	—	—	Cider and other fermented liquors	72	—	—
Jams and jellies	60	106	—	Spirit :			
Japanese Ware, Chinese and	104	—	—	Brandy	72	—	—
Jarrah wood	—	—	121	Gin	73	—	—
Jáwar and Bajra	—	—	—	Liqueurs	73	—	—
Jeans, Drills and :				Rum	73	—	—
Grey	96	—	139	Whisky	73	—	—
White	97	—	—	Spirit present in drugs, medicines, or chemicals	73	—	—
Coloured	98	—	140	Spirit, perfumed	73	—	—
Jellies, Jams and	88	—	—	" methylated	73	—	—
Jewellery, also plate of gold and silver :				Other sorts of Spirit	73	—	—
Jewellery	71	109	126	Wines :			
Plate of gold and silver	71	109	126	Champagne and other sparkling wines	73	—	—
Jinjili, Til or, (Sesamum) oil	84	—	130	Claret	73	—	—
" seed	90	—	135	Port	73	—	—
Jute (Textile) machinery	100	—	142	Still red wines other than port	74	—	—
Jute, raw	100	—	142	Sherry, Madeira and Marsala	74	—	—
" twist and yarn	—	—	—	Still white wines (other than Sherry, Madeira and Marsala)	74	—	—
" manufactures of :				Other sorts (including Vermouth and ginger wine)	74	—	—
Canvas	101	—	142	Lithographing materials, Printing and (excluding paper). (See Printing and Lithographing machinery, &c.).	—	—	—
Gunny bags	101	—	142				
" cloth	101	114	143				
Rope and twine	101	—	143				
Other kinds	101	—	143				

ARTICLES.	IMPORT TABLE.	EXPORT TABLES.		ARTICLES.	IMPORT TABLE.	EXPORT TABLES.	
		Foreign merchandise.	Indian merchandise.			Foreign merchandise.	Indian merchandise.
	Page	Page	Page		Page	Page	Page
Locomotive engines and tenders (railway) and parts thereof	89	—	—	Metals and Ores—cont.			
Locomotives (excluding those for railways)	74	—	—	Copper :			
Longcloth and shirtings :				Ore	—	—	128
Gray	96	—	140	Old, for re-manufacture	78	—	—
White	97	—	—	Unwrought :			
Lubricating oils	83	—	—	Tiles, ingots, cakes, bricks, and slabs	78	110	—
				Other sorts	78	—	—
				Wrought :			
				Braziers and sheets	78	—	128
				Mixed or yellow metal, for sheathing	78	110	—
				Wire, excluding wire of telegraph, &c.	78	—	—
				Other manufactures	78	110	—
				German-silver	78	—	—
				Iron :			
				Ore	78	—	—
				Pig	78	—	—
				Manufactures :			
				Angle, bolt, and rod	78	—	—
				Bars and channels	79	—	—
				Rice bowls	79	—	—
				Iron or steel :			
				Ore	—	—	128
				Pig	—	—	128
				Manufactures :			
				Anchors and cables	79	110	—
				Angle, bolt, and rod	—	110	—
				Bars and channel	—	110	—
				Beams, pillars, girders, and bridgework	79	—	128
				Bolts and nuts	79	—	—
				Galvanised (other than sheets, plates, and wire)	—	—	—
				Hoops and strips	79	110	—
				Nails, rivets, and washers	79	110	—
				Old, for re-manufacture	79	110	128
				Pipes and fittings, cast	80	110	—
				Rails, chairs, and fishplates (excluding those for railways)	80	—	—
				Screws	80	110	—
				Sheets and plates, galvanised	80	110	—
				" " tinned	80	110	128
				" " not galvanised or tinned	80	111	—
				Tubes and fittings, wrought	80	111	—
				Wire	80	111	—
				Other manufactures of iron, or steel	80	111	—
				Steel :			
				Angle and spring	81	—	—
				Bars and channel	81	—	—
				Cast	81	—	—
				Ingots, blooms, billets, and slabs	81	—	—
				Lead :			
				Unwrought :			
				Ore	81	111	—
				Pig	81	111	—
				Other sorts	81	111	—
				Wrought :			
				Sheets, pipes and tubes	81	—	128
				Sheets for tea chests	81	111	—
				Other sorts	81	—	—
				Manganese Ore	—	—	128
				Quicksilver	81	111	—
				Solder	82	—	—
				Tin :			
				Ore	—	—	129
				Unwrought (block)	82	111	—
				Wrought (including plates or sheets, not tinned iron)	82	—	129
				Zinc or Spelter :			
				Unwrought	82	—	—
				Wrought or manufactured	82	111	—
				Other sorts	82	—	—
				Unenumerated metals	82	111	129
				" ores	82	—	129
				Methylated spirit	78	—	—
				Mica	—	—	129
				Milk, condensed and preserved	88	—	—
				Military stores (included with "Arms, &c.")	—	—	—
				Millboard, Pasteboard, and cardboard of all kinds	86	111	—
				Millinery, haberdashery and	100	114	142

ARTICLES.	EXPORT TABLES.			ARTICLES.	EXPORT TABLES.		
	IMPORT TABLE.	Foreign merchandise.	Indian merchandise.		IMPORT TABLE.	Foreign merchandise.	Indian merchandise.
	Page	Page	Page		Page	Page	Page
Millwork, Machinery and (for details see under "Machinery and Millwork").				Ore :			
Mineral manures	76	—	—	Copper	—	—	138
" oils (for details see under "Oils").				Iron	78	—	138
Mining machinery	75	—	—	Lead	81	111	—
Mixed or yellow metal, for sheathing	78	110	—	Manganese	—	—	128
Molasses	93	—	—	Tin	—	—	139
Motor cars and motor cycles	82	—	—	Unenumerated	82	—	129
" " " parts of	82	—	—	Organs and harmoniums	70	—	—
Motors (machinery) "	74	—	—	Ornamental wood (for details see under "Wood").			
Mouldings	65	—	—				
Mowra or mowra seed	—	—	134				
Mulls :							
(Grey and white) (included with "Jaconets, &c.")							
(Coloured) (included with "Cambrics, &c.")				P			
Musical instruments	70	109	—	Packing—engine and boiler—of all kinds (including asbestos)	84	—	—
Muslins (coloured) (included with "Cambrics, &c.")				Packing paper	85	—	—
" (white) (included with "Jaconets, &c.")				Paints and painters' materials :			
Mustard seed	90	—	134	Paints and colours :		111	
" or rape oil	84	—	130	Barytes	84	—	—
Myrobalans	—	—	119	White and lead	84	—	—
				Other sorts	84	—	—
				Painters' materials :			131
				Graphite	—	—	—
				Turpentine	85	—	—
				Other kinds	85	—	—
				Other paints and colours	—	—	—
				Paints, solutions and compositions (Petroleum)	83	—	—
				Paper mill machinery	75	—	—
				Paper and Pasteboard :			
				Packing paper	85	—	—
				Printing paper	85	—	—
				Writing paper and envelopes	85	—	—
				Other kinds of paper	85	—	—
				Pasteboard, millboard, and cardboard of all kinds	86	—	—
				Paper making materials :			
				Pulp of wood or other materials	86	—	—
				Rags and other materials	86	—	—
				Paraffin wax	86	—	132
				Parasols (included with "Umbrellas").			
				Pasteboard, millboard, and cardboard of all kinds	86	—	—
				Patent foods, farinaceous and	88	—	—
				Patent fuel	61	—	—
				Patent medicines, proprietary and	62	—	—
				Patent net, lace and (cotton)	96	—	130
				Pearls, Beads and false	66	—	—
				Pearls (unset), Precious stones and	86	111	132
				Pepper	92	—	136
				Perfumed spirit	78	—	—
				Perfumery	86	—	132
				Petroleum (for details see under "Oils").			
				Petroleum, dangerous, other than paints, &c.	83	—	—
				Phials (see under "Bottles").			
				Philosophical apparatus and appliances	71	109	—
				Photographic apparatus and appliances	70	109	—
				Photographs and picture postcards	87	—	—
				Pianos and piano players	70	—	—
				Pickles, chutnies, sauces, and condiments	88	—	132
				Pictures (see "Prints, engravings, and pictures").			
				Picture postcards, photographs and	87	—	—
				Piece Goods :			
				Cotton (for details see under "Cotton, piece goods").			
				Flax	100	—	—
				Silk	101	114	144
				Woollen	102	114	144
				Pig iron	78	—	128
				" lead	81	111	128
				Pillars, beams, girders, and bridgework of iron or steel	79	—	—
				Pinewood, deal and	104	—	—
				Pipes and fittings, cast (iron or steel)	80	110	—
				" sheets, and tubes of lead	81	—	—
				Pipes of earthenware	87	—	116
				Pitch, tar, and dammer	86	—	—
				Plants, living	—	—	132
				Plate, of gold and silver (jewellery)	71	109	126
				Plated ware (included with "Hardware and Cutlery").			
				Plate, sheet and, of glass	66	—	—
				" jewellery and	71	109	126

ARTICLES.	EXPORT TABLE.			ARTICLES.	EXPORT TABLE.		
	IMPORT TABLE.	Foreign merchandise.	Indian merchandise.		IMPORT TABLE.	Foreign merchandise.	Indian merchandise.
	Page	Page	Page		Page	Page	Page
Plates, Sheets and, of galvanised iron or steel -	80	110	—	Raisins, Currants and - - - - -	65	—	—
Plates, sheets and, of tinned iron or steel	80	110	—	Ramie, Rhea or China grass - - - - -	—	—	143
" " " of iron or steel, not galvanised or tinned	80	111	—	Rape, Mustard or, oil - - - - -	84	—	130
Plates or sheets of tin (not tinned iron)	82	—	—	" cake (see "Linseed, rape, and sesamum cake").	—	—	—
Playing cards - - - - -	103	—	—	Rape seed - - - - -	90	—	135
Polishes and composition for application to leather - - - - -	86	—	—	Rattans, Canes and - - - - -	58	—	117
Polishes and composition for application to metals - - - - -	86	—	—	Red lead, White and - - - - -	84	—	—
Pollards (see "Fodder, &c.").	—	—	—	Refining machinery, Oilcrushing and - - - - -	75	—	—
Poppy seed - - - - -	90	—	135	Refrigerating machinery - - - - -	75	—	—
Porcelain, Earthenware and - - - - -	63	107	119	Requisites for games and sports (see under "Toys and requisites, &c.").	—	—	—
Port - - - - -	73	—	—	Requisites, Smokers' - - - - -	91	—	—
Porter, ale, beer, and - - - - -	72	—	—	" Toilet (not specified elsewhere)	103	—	—
Post, Articles (not specified) exported by	—	115	146	Resins, Gums and (for details see under "Gums and resins").	—	—	—
Post, Articles (not specified) imported by	105	—	—	Rhea, Ramie or China grass - - - - -	—	—	143
Potassium, cyanide of - - - - -	59	—	—	Rice bowls of iron - - - - -	79	—	—
Precious stones and pearls, unset - - - - -	86	111	132	" flour - - - - -	—	—	123
Preserved, Milk, condensed and - - - - -	88	—	—	" in the husk - - - - -	67	—	122
Preserved, Fruits (and vegetables, dried, salted or (for details see under "Fruits and vegetables").	—	—	—	" not in the husk - - - - -	67	—	122
Presses, printing and lithographing - - - - -	87	—	—	Rice and flour mill machinery - - - - -	75	—	—
Prime movers (for details see under "Machinery").	—	—	—	Rivets, Nails, and washers of iron or steel - - - - -	79	110	—
Printed matter, Books and - - - - -	56	106	116	Rod, Angle, bolt, and, iron - - - - -	78	110	—
Printers (grey) - - - - -	97	—	—	Rope, cotton - - - - -	99	—	—
Printing and lithographing machinery and materials (other than paper) :	—	—	—	" and twine (jute) - - - - -	101	—	143
Printing and lithographing presses - - - - -	87	—	—	" (of vegetable fibre, excluding jute cotton), Cordage and - - - - -	61	—	118
Printing type - - - - -	87	—	—	Rose melloes, Storax, including liquid storax - - - - -	62	—	—
Other materials - - - - -	87	—	—	Rosin - - - - -	67	108	—
Printing paper - - - - -	85	—	—	Rubber, manufactures of - - - - -	89	112	133
Prints and chintz (coloured) - - - - -	98	—	—	" raw - - - - -	89	—	133
Prints, engravings, and pictures :	—	—	—	Rugs (woollen), Carpets and - - - - -	102	—	144
Photographs and picture postcards - - - - -	87	112	—	Rum - - - - -	73	—	—
Others - - - - -	87	—	—				
Proprietary and patent medicines - - - - -	62	—	—	S			
Provisions and Oilman's stores :	—	—	—	Saccharin - - - - -	93	—	—
Bacon and hams - - - - -	87	—	132	Sacks, Bags and, of flax - - - - -	100	—	—
Biche de mer - - - - -	87	—	132	" Bags and, of hemp - - - - -	100	—	—
Biscuits and cakes - - - - -	87	—	132	Saddlery and harness - - - - -	72	—	127
Butter, including canned - - - - -	87	—	132	Safes and strong boxes of metal - - - - -	69	—	—
Canned and bottled provisions - - - - -	88	—	—	Safety matches - - - - -	77	—	—
Cheese, including canned - - - - -	87	—	132	Safflower - - - - -	—	—	119
Cocoa and chocolate - - - - -	88	—	—	Saffron - - - - -	63	—	—
Farinaceous and patent foods - - - - -	88	—	—	Salt - - - - -	90	—	133
Ghi - - - - -	88	112	132	Salted fish, dry - - - - -	64	—	120
Jams and jellies - - - - -	88	—	—	" wet (<i>ngapi</i>) - - - - -	64	—	120
Lard - - - - -	88	—	132	Salted or preserved. Fruits and vegetables, dried (for details see under "Fruits and vegetables").	—	—	—
Milk, condensed and preserved, including milk cream - - - - -	88	—	—	Saltpetre - - - - -	59	—	117
Pickles, chutnies, sauces, and condiments - - - - -	88	—	132	Sandalwood - - - - -	105	—	146
Vinegar, excluding bottled vinegar - - - - -	88	—	—	Saris (grey and white, included with "Dhutis, &c.").	—	—	—
Other sorts of provisions - - - - -	88	—	132	Saris and scarves, coloured - - - - -	98	—	—
Pulp of wood or other material for making paper - - - - -	86	—	—	Sarsaparilla and preparations - - - - -	62	—	—
Pulse, Grain and Flour (for details see under "Grain, pulse, and flour").	—	—	—	Sauces, Pickles, chutnies, and condiments - - - - -	88	—	—
Pulse - - - - -	67	—	121	Sawa or dil seed - - - - -	—	—	133
Q				Saw mill and wood working machinery - - - - -	75	—	—
Quicksilver - - - - -	81	111	—	Scarves (grey and white, included with "Dhutis, &c.," and coloured included with "saris").	—	—	—
Quinine and its alkaloids - - - - -	62	—	—	Scientific apparatus and appliances - - - - -	71	109	—
R				Screws, of iron or steel - - - - -	80	110	—
Rags and other materials for making paper - - - - -	86	—	—	Second hand clothing - - - - -	55	—	—
Rails, chairs, and fishplates of steel or iron, excluding those for railways - - - - -	60	—	—	Seed-lac - - - - -	71	—	126
Rails and fish plates (for railways) - - - - -	89	—	—	Seeds :			
Railway plant and rolling stock :	—	—	—	Oil seeds :			
Carriages and wagons and parts thereof - - - - -	89	—	—	Essential :			
Locomotive engines and tenders and parts thereof - - - - -	89	—	—	Ajama - - - - -	—	—	133
Materials for construction :	—	—	—	Ajwan - - - - -	—	—	133
Bridge work - - - - -	89	—	133	Coriander - - - - -	—	—	133
Rails, chairs, and fishplates of steel and iron - - - - -	89	—	—	Cummin - - - - -	—	—	133
Sleepers and keys of steel and iron - - - - -	89	—	—	Fennel - - - - -	—	—	133
Sleepers of wood - - - - -	89	—	—	Fenugreek - - - - -	—	—	133
Other kinds of materials - - - - -	89	—	—	Sawa or dil - - - - -	—	—	133
				Other sorts - - - - -	—	—	133

ARTICLES.	EXPORT TABLE.		ARTICLES.	EXPORT TABLE.	
	IMPORT TABLE.	Foreign merchandise.		IMPORT TABLE.	Foreign merchandise.
Seeds—cont.					
Oil seeds—cont.	Page	Page		Page	Page
Non-essential:			Sodium carbonate (soda ash and soda crystals)	59	—
Castor	90	133	Solder	82	—
Copra or coconut kernel	90	134	Solutions and compositions, Paints	83	—
Cotton	90	134	Sparkling wines, champagne and other	73	—
Groundnuts	90	134	Specimens illustrative of natural science	91	136
Linseed	90	134	Spelter, zinc or (for details, see under "Metals").		
Mowra or mowra	—	134	Spices:		
Mustard	90	112	Betelnuts	91	136
Niger	—	134	Cardamoms	92	136
Poppy	90	135	Cassia	92	—
Rape	90	135	Chillies	92	136
Sesamum (till or jinjili)	90	135	Cinnamon	92	—
Tea	90	135	Cloves	92	112
Others	90	135	Ginger	92	136
Other than oil seeds	90	135	Nutmegs	92	—
Senna	—	118	Pepper	92	136
Sesamum cake (see "Linseed, rape and sesamum cake").			Other sorts	92	136
" oil	84	130	Spirit (for details see under "Liquors").		
" seeds	90	135	Spots, checks, and stripes, cotton (white)	97	—
Sewing and knitting machines.	75	—	" " " " (coloured, &c.)	98	—
" thread (cotton)	99	114	Spring, angle, and, of steel	81	—
" " (flax)	100	—	Starch and farina	92	—
" " (silk)	101	—	Stationery (excluding paper)	92	112
Sharkfins, Fishmaws and	64	107	Steam engines and parts (for details see under "Machinery and millwork").		
Shawls, woollen	102	144	Stearine, tallow and, including grease and animal fat	93	137
" Handkerchiefs and, in the piece (cotton)	96	113	Steel (for details see under "Metals").		
Sheep and goats	—	115	Stick-lac	71	126
Sheep skins (dressed or tanned)	—	127	Sticks and whips	92	—
" " (raw)	—	125	Stone and marble	92	136
Sheetings:			" " " articles of	86	111
Grey	97	—	Stones, precious, and pearls (unset)	82	—
White	98	—	Storax, including liquid storax (rose melleos)	62	—
Sheets, Braziers and, of copper	78	—	Straw (included with "Fodder, &c.")		
" and other manufactures of copper, wrought	—	110	Stripes, checks, spots, and, of cotton cloth (white)	97	—
" of lead for tea-chests	81	—	Stripes, checks, spots, and, of cotton cloth (coloured, &c.)	98	—
" pipes, and tubes of lead	81	—	Strips, hoops and (iron or steel)	79	110
Sheet and plate glass	66	—	Sugar:		
Sheets and plates (of iron or steel) galvanised	80	110	Sugar, 16 Dutch Standard and above	93	112
" " " tinned	80	110	Sugar, 15 Dutch Standard and below	93	112
" " " not galvanised or tinned	80	111	Molasses	93	—
Sheets, plates or, of tin (not tinned iron)	82	—	Confectionery	93	112
Shell-lac	—	126	Saccharin	93	—
Shells and cowries:			Sugar Machinery	76	—
Cowries	91	112	Sulphur	60	—
Shells:			Sulphuric acid	58	—
Chanks, sankhli, &c.	91	135	Sunshades (included with "Umbrellas").		
Tortoise-shell	91	—	Surgical instruments	71	—
Sherry, Madeira, and Marsala	74	—			
Ships, parts of	91	135	T		
Shirtings (coloured)	99	—	Tableware (including decanters, &c.) of glass	66	—
" longcloth and (grey)	96	140	Talking machines and accessories	70	109
" " (white)	97	—	Tallow and stearine (including grease and animal fat)	93	137
Shoes (see Boots and Shoes).			Tanning substances, dyeing and, (for details see under "Dyeing and tanning substances").		
Silk, Chassam or waste	—	144	Tar, pitch, and dammer	86	—
" Cocoons	—	144	T-cloths and domestics:		
" manufactures of:			Grey	97	140
Piece goods	101	114	White	98	—
Goods of silk mixed with other materials	101	144	Tea:		
Silk yarn, noils and warps	101	—	Black	93	112
Thread for sewing	101	144	Green	93	137
Other sorts	102	114	Tea-chests (entire or in sections) of iron or steel or other metal	93	—
" raw	101	143	" of wood	93	—
" waste	101	144	" sheets of lead for	81	—
Silver, Plate of gold and thread. Gold and	54	109	Tea machinery	76	—
" " " " " "	54	126	Tea seed	90	135
Skins, raw (see "Hides and skins").			Tea waste, for the manufacture of caffeine	—	137
" tanned or dressed (see "Leather").			Teakwood	104	145
Slabs, blooms, ingots, billets and (steel)	81	—	Telegraphs, materials for construction of	94	—
Sleepers and keys of steel and iron	89	—	Telephones, materials for constructing	94	—
" of wood	89	—			
" Smokers' requisites (excluding tobacco)	91	—			
Soap	—	112			
Household and laundry soap in bars or tablets	91	—			
Toilet soap	91	—			
Other sorts	91	—			
Soda compounds (for details see under "Chemicals").	86	—			
Sodawater bottles	86	—			

ARTICLES.	IMPORT TABLE.	EXPORT TABLES.		ARTICLES.	IMPORT TABLE.	EXPORT TABLES.	
		Foreign merchandise.	Indian merchandise.			Foreign merchandise.	Indian merchandise.
	Page	Page	Page		Page	Page	Page
Textile machinery (for details see under "Machinery and millwork").				Vegetables, fresh, of all kinds -	64	—	120
Textiles:				Vegetable oils (for details see under "Oils").			
Cotton (for details see under "Cotton").				Vinegar (excluding bottled vinegar) -	88	—	—
Flax (for details see under "Flax").	100	114	142				
Haberdashery and millinery				W			
Hemp (for details see under "Hemp").				Wagons, carriages and, and parts there- of (railways) -	89	—	—
Jute (for details see under "Jute").				Warps, silk yarns, noils and -	101	—	—
Silk (for details see under "Silk").				Washers, nails, rivets, and, of iron or steel -	79	110	—
Wool (for details see under "Wool").	54	—	—	Waste cotton -	94	—	—
Thread, gold and silver -				" silk -	101	—	144
Thread, sewing:				Watches, clocks, and (see details under "Clocks, &c.").			
Cotton -	99	114	141	Waterproofed clothing -	55	—	—
Flax -	100	—	—	Wax:			
Silk -	101	—	—	Of all kinds (other than paraffin) -	104	—	145
Til or jinjili (sesamum) oil -	84	—	130	Paraffin -	86	—	132
" seeds -	90	—	135	Wheat -	67	—	123
Tiles, ingots, cakes, bricks and slabs of unwrought copper -	78	110	—	" flour -	67	—	123
Tiles (not of copper) -	57	—	116	Whips, sticks and -	92	—	—
Timber (see details under "Wood and timber").				Whisky -	75	—	—
Timepieces, clocks and -	60	—	—	White and red lead -	84	—	—
Tin (for details see under "Metals").	80	110	—	Wines (for details see under "Liquors").			
Tinned iron, sheets and plates of -				Wire, copper, excluding wire of tele- graph, &c. -	78	—	—
Tobacco, unmanufactured -	103		145	Wires and cables, electric -	70	—	—
" manufactured:				Wire, iron or steel -	80	111	—
Cigars -	103	115	145	Wood and timber:			
Cigarettes -	103		145	Timber other than railway sleepers:			
Other sorts -	103		145	Deal and pine wood -	104	—	—
Toilet requisites (not specified else- where) -	103	—	—	Jarraah wood -	104	—	—
Toilet soap -	91	—	—	Teak wood -	104	—	145
Tortoise-shell -	91	—	—	Other timber -	104	—	145
Towels in the piece (cotton) -	99	—	—	Firewood -	105	115	145
Toys and requisites for games and sports:			145	Ornamental:			
Toys -	103	—	—	Ebony -	105	—	145
Requisites for games and sports:				Sandal -	105	—	146
Playing cards -	103	—	—	Other kinds -	105	—	146
Other sorts -	104	—	—	Wood, manufactures of -	105	115	146
Trunks, bags and, (leather) -	72	—	—	" sleepers of -	89	—	—
Tubes and fittings, wrought (iron or steel) -	80	111	—	Wood working, Saw mill and, machinery	75	—	—
" sheets, pipes and, of lead -	81	—	—	Wool, manufactures of:			
Turmeric -	—	—	119	Braids -	102	—	—
Turpentine -	85	—	—	Carpets and rugs -	102	—	144
Twills:				Hosiery -	102	—	—
White -	98	—	—	Piece goods -	102	114	144
Coloured -	99	—	—	Shawls -	102	—	144
Twine, rope and, of jute -	101	—	143	Yarn and knitting wool -	102	—	—
Twist and yarn:				Other sorts -	103	114	144
Cotton -	94	113	138	Wool, raw -	102	114	144
Flax -	99	—	141	Writing paper and envelopes -	85	—	—
Jute -	100	—	142				
Typewriters -	76	—	—				
" parts and accessories -	76	—	—				
U				Y			
Umbrellas, including parasols and sun- shades -	104	115	145	Yarn, Twist and:			
Umbrella fittings -	104	—	—	Cotton -	94	113	138
Uniforms (included with "Apparel, &c.")				Flax -	99	—	141
V				Jute -	100	—	142
Vegetable fibre (excluding jute and cotton), cordage and rope of -	61	—	118	Yarn, noils and warps, silk -	101	—	—
Vegetables, Fruits and, dried, salted, or preserved (for details see under "Fruits and Vegetables").				Yarn, and knitting wool -	102	—	—
				Yellow metal, Mixed or, for sheathing -	78	110	—
				Z			
				Zinc or spelter (for details see under "Metals").			

EAST INDIA: ACCOUNTS AND ESTIMATES, 1914-1915.

MEMORANDUM by the Under Secretary of State for India, relating to the Accounts of the Government of India for 1912-13 and the Estimates for 1913-14 and 1914-15.

Refers to Revenue and Expenditure charged to Revenue; Burden of Taxation; Debt Transactions and Capital Expenditure; Gold Standard Reserve; Exchange and Remittance; Seaborne Trade.

Appendices:—Notes on certain heads of Net Revenue and Expenditure; Tables relating to Home Charges; Railways—Mileage, Traffic, Capital Outlay, and Net Traffic Receipts; Major Irrigation Works—Capital Outlay and Net Earnings; Trade—giving a General Summary, with Analysis of Imports and Exports of Merchandise, showing the principal articles separately, &c.

[Cd. 7539] of Session 1914. Price 3*d.*, post free 4*d.*

INDIAN FINANCE AND CURRENCY.

ROYAL COMMISSION appointed to inquire into the Location and Management of the General Balances of the Government of India; the Sale in London of Council Bills and Transfers; the Measures taken by the Indian Government and the Secretary of State for India in Council to maintain the Exchange Value of the Rupee in pursuance of or supplementary to the Recommendations of the Indian Currency Committee of 1898, more particularly with regard to the Location, Disposition, and Employment of the Gold Standard and Paper Currency Reserves; and whether the existing practice in these matters is conducive to the interests of India; also to report as to the suitability of the Financial Organisation and Procedure of the India Office; and to make Recommendations.

INTERIM REPORT.

Submits an instalment of the Minutes of Evidence taken.

[Cd. 7068] of Session 1914. Price 4*d.*, post free 1*d.*

MINUTES OF EVIDENCE. VOL. I.

Contains list of witnesses and Minutes of Evidence, 27th May—6th August, 1913.

[Cd. 7069] of Session 1914. Price 2*s.* 10*d.*, post free 3*s.* 2*d.*

APPENDICES TO THE INTERIM REPORT.

VOL. I.—Memorandum, &c., on the Balances of the Government of India and the Sale of Council Bills and Transfers. Memorandum and Statements on the Gold Standard Reserve. Note on proposals for the Coinage of Gold in India. Memorandum on the Paper Currency Reserve. Memorandum, &c., on the Placing of Cash Balances on Loan or Deposit. &c.

[Cd. 7070] of Session 1914. Price 2*s.* 10*d.*, post free 3*s.* 2*d.*

VOL. II.—Note on Restrictions on the Business of the Presidency Banks. Memorandum on Proposals for the Establishment of a State Bank for India. Papers relating to a Proposal to Establish a Central Bank in India (1899-1901), and to Changes and Proposed Changes in the Presidency Banks Act (1904-1906). &c.

[Cd. 7071] of Session 1914. Price 2*s.* 5*d.*, post free 2*s.* 9*d.*

INDEX TO MINUTES OF EVIDENCE, VOL. I.,

and to the first two volumes of Appendices.

[Cd. 7072] of Session 1914. Price 6*d.*, post free 8*d.*

FINAL REPORT.

Introductory.
Indian Currency System:—
History since 1893.
As it exists at present.
Gold Currency in India.
Gold Standard Reserve.
Paper Currency.

Balances—
Aggregate balances.
Location of balances.
Balances in India.
Sale of Council Drafts.
India Office balance.
Lending out of India Office
balance in London.

Financial Organisation and
Procedure of the India
Office.
State or Central Bank.
Summary of Conclusions.

Annexe:—Memorandum on Proposals for the Establishment of a State Bank in India.
[Cd. 7236] of Session 1914. Price 9*d.*, post free 11*d.*

MINUTES OF EVIDENCE. VOL. II.

Contains list of witnesses and Minutes of Evidence, 23rd October—14th November, 1913.

[Cd. 7237] of Session 1914. Price 1*s.* 4*d.*, post free 1*s.* 7*d.*

APPENDICES TO THE FINAL REPORT.

VOL. III.—Statements of Evidence submitted by witnesses; Memorandum on the Financial Organisation and Procedure of the India Office; Memorandum on the Constitution, Powers, and Duties of the Secretary of State in Council and his Establishment; Statements supplied by the Government of India showing the Working of their Treasury System. Papers relating to the Receipt by the Government of India of Gold other than British Gold Coin. &c.

[Cd. 7238] of Session 1914. Price 1*s.* 2*d.*, post free 1*s.* 5*d.*

INDEX.

Index to the two volumes of Minutes of Evidence and to the three volumes of Appendices.
[Cd. 7239] of Session 1914. Price 9*d.*, post free 11*d.*