

EAST INDIA (RAILWAYS).

ADMINISTRATION REPORT

ON THE

RAILWAYS IN INDIA

FOR THE

Calendar Year 1902.

BY

A. BRERETON, Esq

SECRETARY TO THE GOVERNMENT OF INDIA, PUBLIC WORKS DEPARTMENT, RAILWAYS.

Dated the 23rd May 1903.

---

Presented to both Houses of Parliament by Command of His Majesty.

---



LONDON:  
PRINTED FOR HIS MAJESTY'S STATIONERY OFFICE,  
By DARLING & SON, LTD., 34-40, BACON STREET, E.

And to be purchased, either directly or through any Bookseller, from  
EYRE & SPOTTISWOODE, EAST HARDING STREET, FLEET STREET, E.C.,  
and 32, ABINGDON STREET, WESTMINSTER, S.W.;  
or OLIVER & BOYD, EDINBURGH;  
or E. PONSONBY, 116, GRAFTON STREET, DUBLIN.

1903.

[Cd 1718.] Price 5s. 1d.

650 Wt 9718 9/08 D&S 5 15582

*Agent for the sale of Books published by the Superintendent of Government  
Printing, India, Calcutta.*

**IN LONDON.**

**E. A. ARNOLD, 37, Bedford Street, Strand,  
W.C.**

**Messrs. CONSTABLE & Co., 2, Whitehall  
Gardens, S.W.**

**Messrs. SAMPSON, LOW, MARSTON & Co.,  
St. Dunstan's House, Fetter Lane, E.C.**

**Messrs. P. S. KING & Co., 2 and 4, Great  
Smith Street, Westminster, S.W.**

**Messrs. LUZAC & Co., 46, Great Russell  
Street, W.C.**

**Messrs. KEGAN PAUL, TRENCH, TRÜBNER  
& Co., Charing Cross Road, W.C.**

**B. ALFRED QUARITCH, 15, Piccadilly, W.**

**Messrs. H. S. KING & Co., 65, Cornhill.**

**Messrs. WILLIAMS AND NORGATE, Oxford.**

**Messrs. DEIGHTON BELL & Co., Cambridge.**

**ON THE CONTINENT.**

**Messrs. R. FRIEDLANDER AND SOHN, 11,  
Carlstrasse, Berlin, N.W.**

**OTTO HARRASSOWITZ, Leipzig.**

**KARL W. HIERSEMANN, Leipzig.**

**ERNEST LEROUX, 28, Rue Bonaparte, Paris.**

**MARTINUS NIJHOFF, The Hague, Holland.**

**IN INDIA.**

**Messrs. THACKER SPINK & Co., Calcutta  
and Simla.**

**Messrs. NEWMAN & Co., Calcutta.**

**Messrs. THACKER & Co., Ld., Bombay.**

**Messrs. HIGGINBOTHAM & Co., Madras.**

**Messrs. A. J. COMBRIDGE & Co., Bombay.**

**SUPERINTENDENT, AMERICAN BAPTIST  
MISSION PRESS, Rangoon.**

**RAI SAHIB M. GULAB SINGH AND SONS,  
Mufid-i-Am Press, Lahore.**

The figures on this scale represent lakhs for the Capital outlay, tens of thousands for Gross earnings, Working expenses and Net earnings, and Miles for length open.

In the case of percentage of Net earnings on Capital outlay, and percentage of Working expenses to Gross earnings, each square represents one and two per cent. respectively.



58

# INDIAN RAILWAYS.

Diagram showing for each year the totals up to 31st December 1902 for Capital outlay, Gross earnings, Net earnings, Working expenses, and length in Miles open, also percentage of Net earnings on Capital outlay and percentage of Working expenses to Gross earnings.

The figures on this scale represent Crores for the Capital outlay, Crores of thousands for Gross earnings, Working expenses and Net earnings, and Miles for length open. In the case of percentage of Net earnings on Capital outlay, and percentage of Working expenses to Gross earnings, each square represents one and two per cent. respectively.

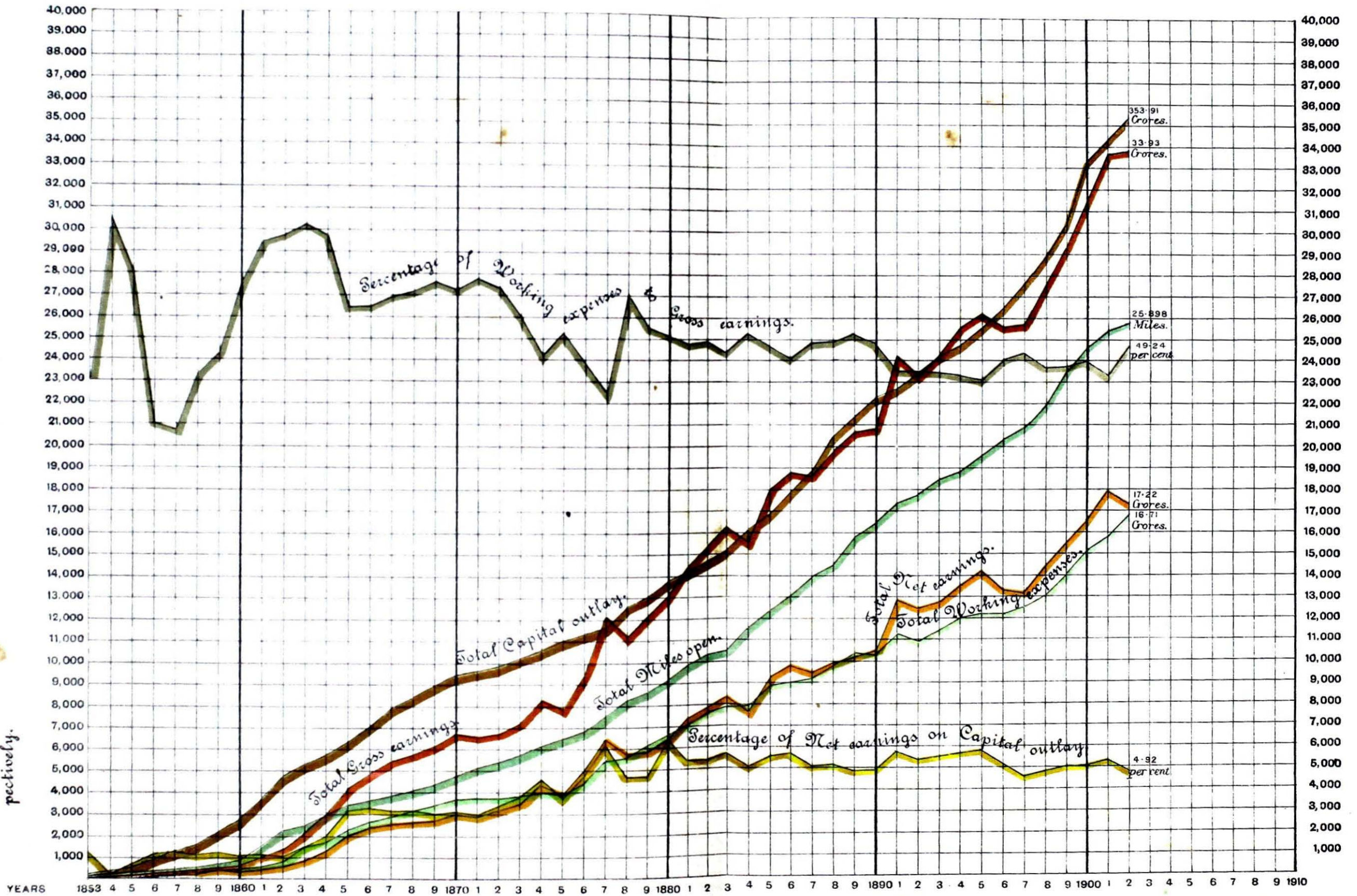
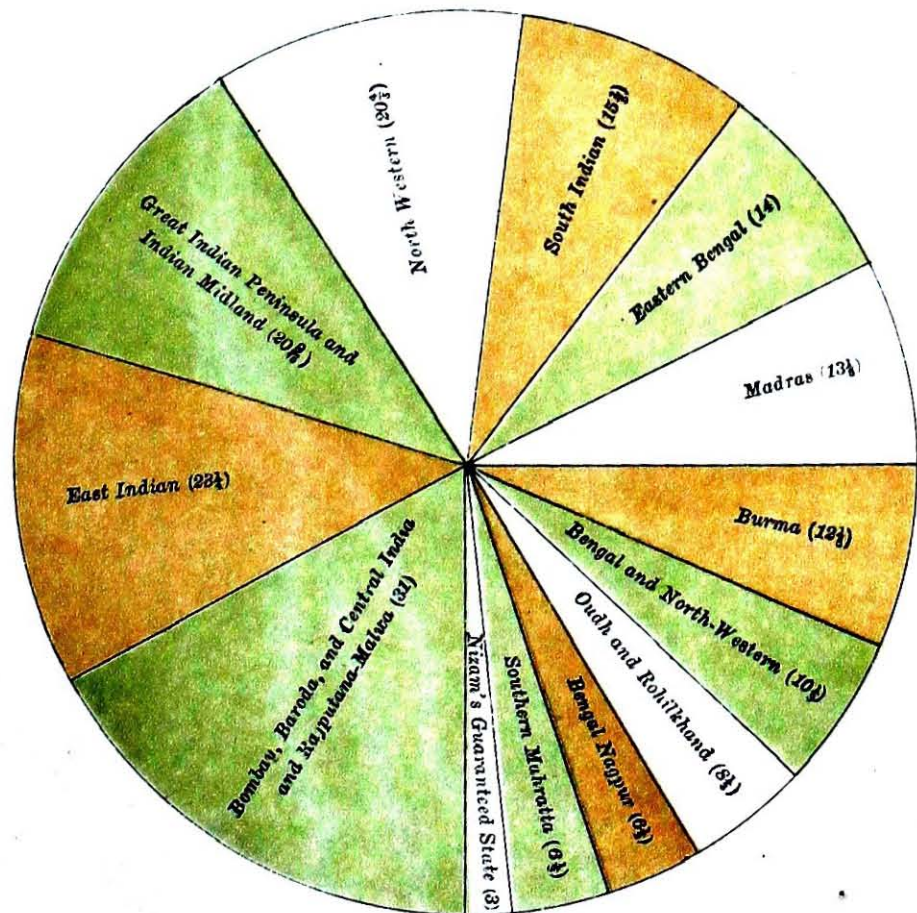


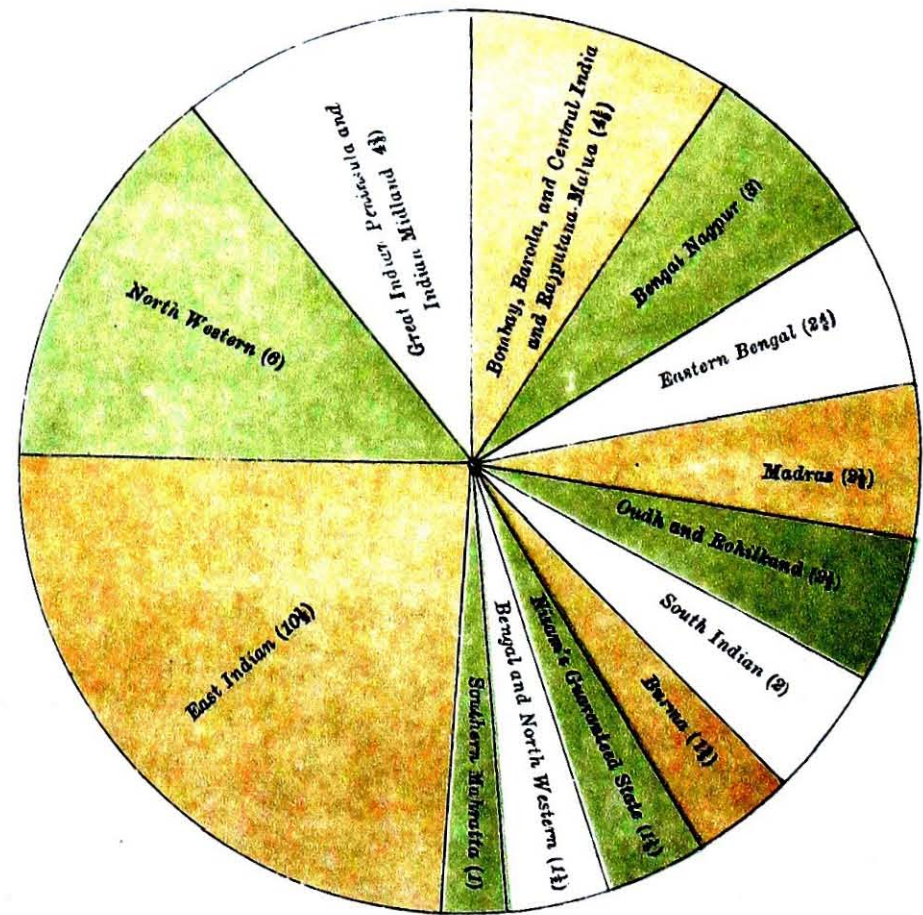


Diagram showing the Number of Passengers and Quantity of Goods in tons conveyed by the principal railway systems in India during the calendar year 1902.

Number of Passengers  
(in millions).

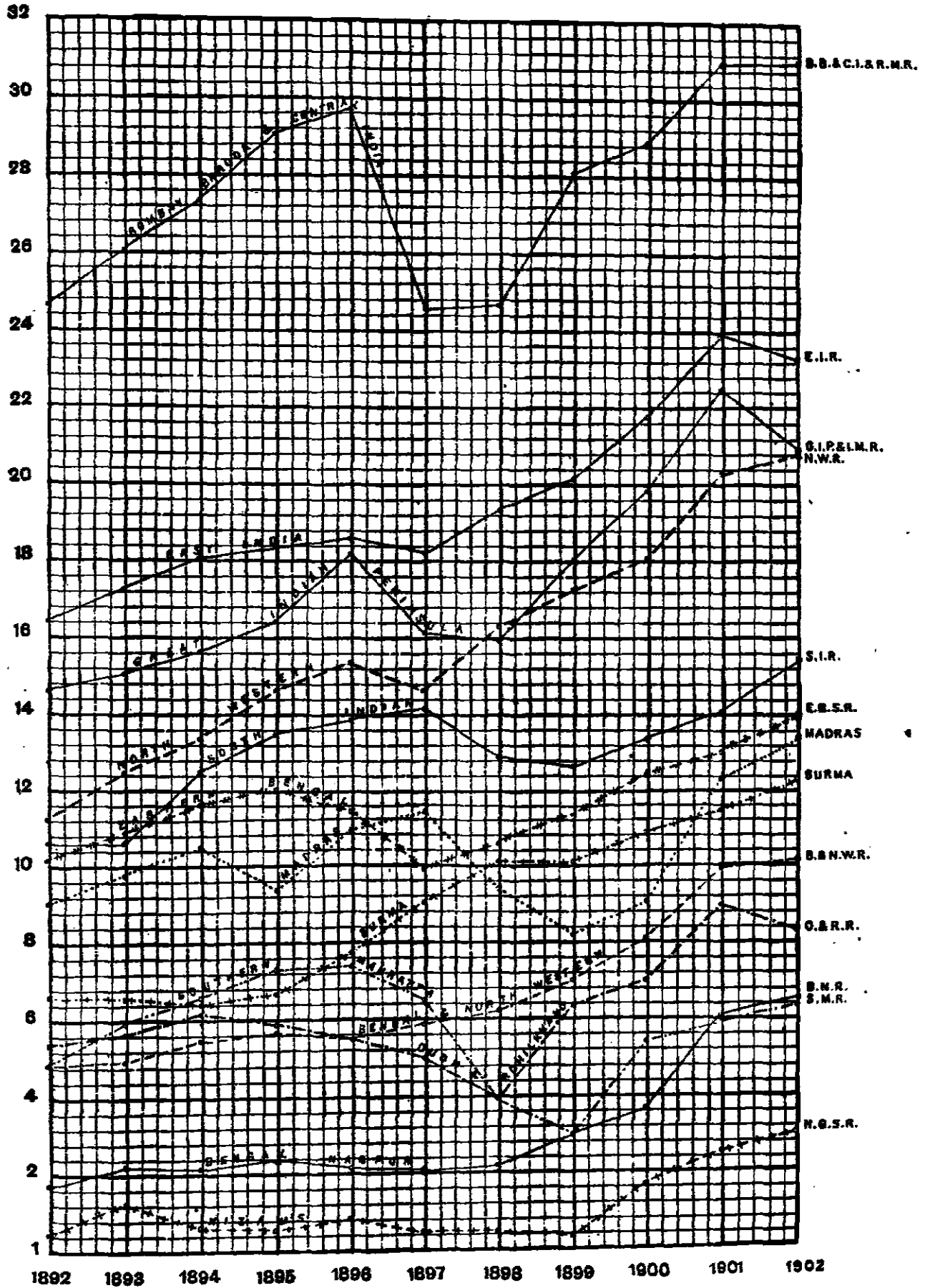


Quantity of Goods in tons  
(in millions).

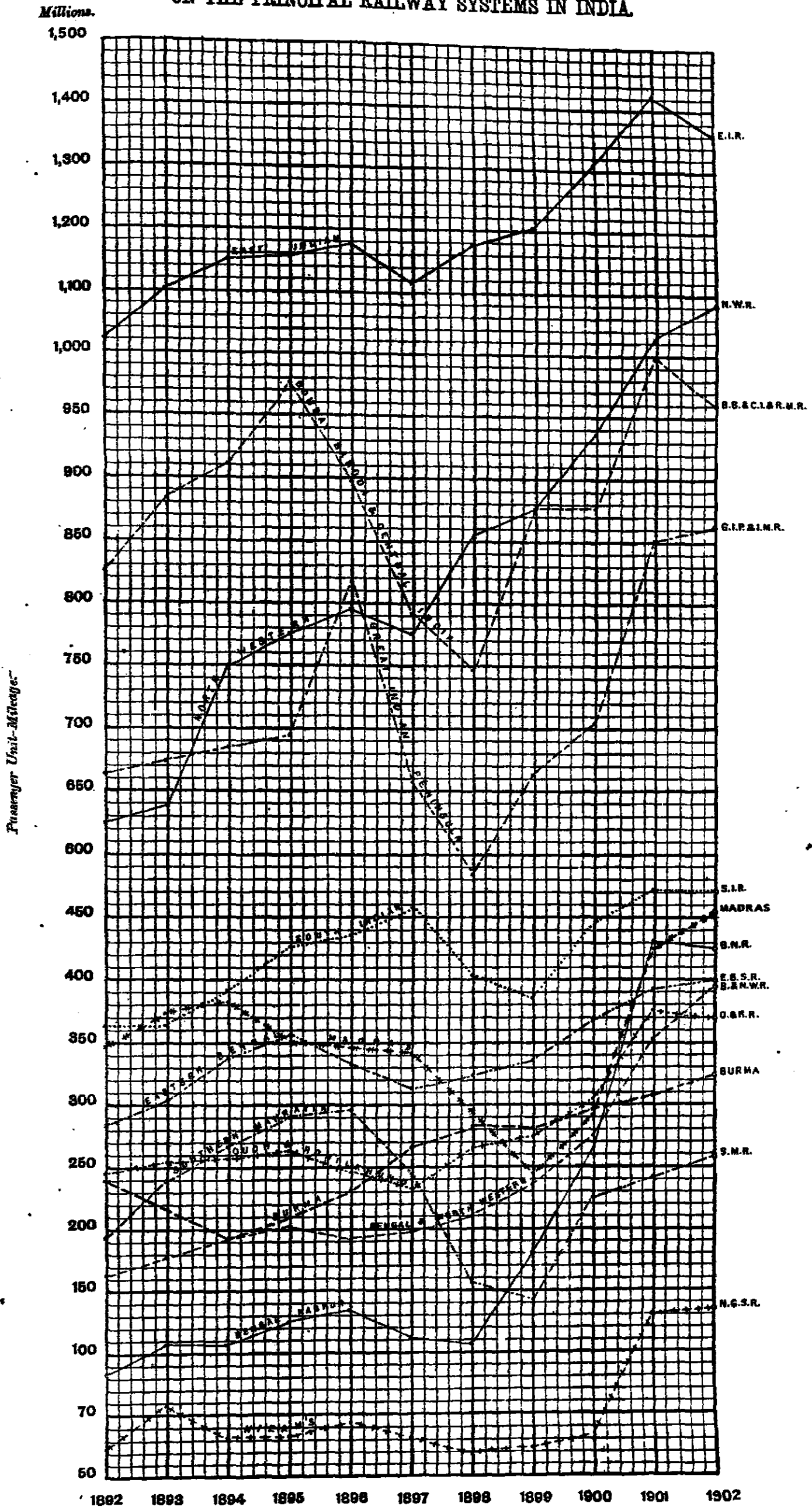


## NUMBER OF PASSENGERS CARRIED ON THE PRINCIPAL RAILWAY SYSTEMS IN INDIA.

Millions.

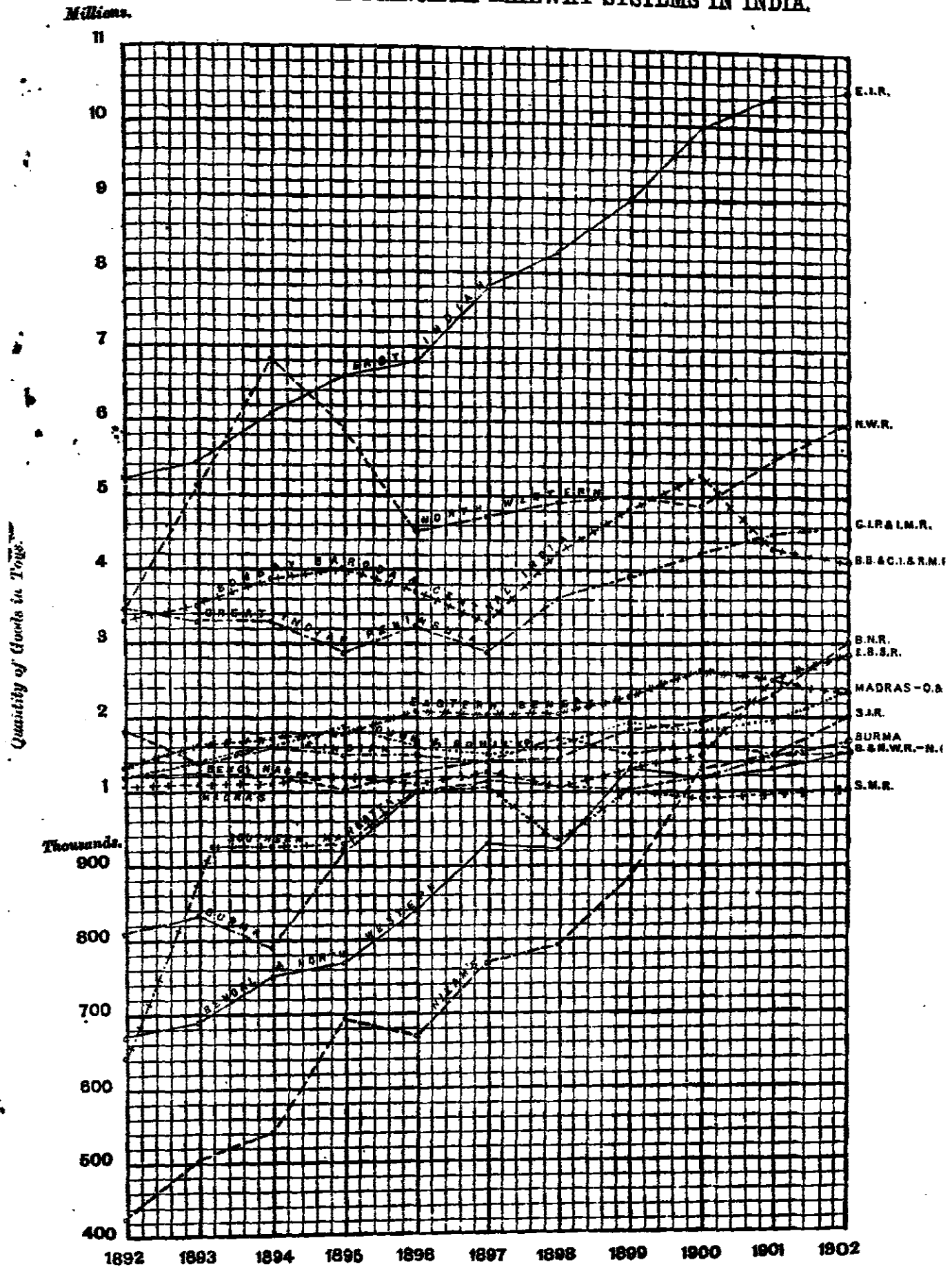


# PASSENGER UNIT-MILEAGE ON THE PRINCIPAL RAILWAY SYSTEMS IN INDIA.





## QUANTITY OF GOODS IN TONS CARRIED ON THE PRINCIPAL RAILWAY SYSTEMS IN INDIA.







## CONTENTS.

|   | Page.                 |
|---|-----------------------|
| Diagram showing, for each year, the total capital outlay, gross earnings, net earnings, working expenses, percentage of net earnings to capital outlay, percentage of working expenses to gross earnings, and open mileage up to the 31st December 1902 . . . . . | 1                     |
| Diagram showing the number of passengers and quantity of goods in tons conveyed by the principal railway systems in India during 1902 . . . . .   | See after title page. |
| Diagrams (4) showing the number of passengers, quantity of goods in tons carried, and passenger unit-mileage and goods freight ton mileage run, on certain principal railways for the past 11 years . . . . .   | See after title page. |
| Map showing the railway system of India . . . . .   | See after title page. |
| <b>PART I.—GENERAL REPORT—</b>  |                       |
| General . . . . .   | 1                     |
| Financial results to the State . . . . .  | 1                     |
| Railways opened—  |                       |
| Railways opened . . . . .   | 2                     |
| Yearly additions to mileage . . . . .   | 2                     |
| Mileage to be constructed . . . . .   | 3                     |
| Earnings per mile per week . . . . .  | 4                     |
| Income of each railway . . . . .  | 4                     |
| Railway surveys—  |                       |
| Railway surveys . . . . .   | 4                     |
| Capital—  |                       |
| Capital outlay . . . . .  | 6                     |
| Sterling capital of guaranteed railways and state lines leased to companies . . . . .   | 6                     |
| Budget allotments for capital expenditure . . . . .   | 6                     |
| Capital expenditure in 1902 . . . . .   | 7                     |
| Budget allotments for 1903-04 . . . . .   | 7                     |
| Capital expenditure on new lines and in the improvement of existing lines . . . . .   | 7                     |
| Capital outlay under main heads of account up to the 31st December 1902 . . . . .   | 8                     |
| Traffic and earnings—   |                       |
| Traffic earnings . . . . .  | 8                     |
| *General remarks . . . . .  | 8                     |
| Passenger traffic—  |                       |
| Passenger traffic . . . . .   | 8                     |
| Goods traffic—  |                       |
| Goods traffic . . . . .   | 9                     |
| Coal . . . . .  | 10                    |
| Military stores . . . . .   | 10                    |
| Revenue stores and material for construction . . . . .  | 10                    |
| Principal commodities . . . . .   | 10                    |
| Fares and rates . . . . .   | 12                    |
| Train, vehicle and ton mileages—  |                       |
| Train, vehicle and ton mileages . . . . .   | 12                    |
| Earnings per mile worked and per train-mile . . . . .   | 12                    |
| Working expenses—   |                       |
| Working expenses . . . . .  | 13                    |
| Coal . . . . .  | 13                    |
| Collieries owned by railways or the State . . . . .   | 13                    |
| Working expenses by Departments . . . . .   | 14                    |
| Net earnings—   |                       |
| Net earnings . . . . .  | 14                    |
| Summary—  |                       |
| General results . . . . .   | 15                    |

## Contents.

## PART II.—MISCELLANEOUS—

|  | Page. |
|--|-------|
| Chief events of the year . . . . .       | 16    |
| Important works completed . . . . .      | 19    |
| Bridges and Tunnels . . . . .            | 19    |
| Rolling-stock—                           |       |
| Rolling-stock . . . . .                  | 19    |
| Automatic brakes . . . . .               | 19    |
| Carriages lighted by gas . . . . .       | 19    |
| Interlocking and block working . . . . . | 19    |
| Accidents—                               |       |
| Accidents of all descriptions . . . . .  | 20    |
| Train accidents . . . . .                | 20    |
| Damages by floods and rainfall . . . . . | 21    |
| Railway staff—                           |       |
| Railway staff . . . . .                  | 22    |
| Volunteer force . . . . .                | 23    |
| Police force . . . . .                   | 23    |
| Provident fund . . . . .                 | 23    |
| Fine funds . . . . .                     | 23    |
| Schools . . . . .                        | 23    |

*Appendices of Mileage and Capital outlay.*

|  |    |
|--|----|
| No. 1.—List of railways comprising the railway system of India at the close of the year 1902, alphabetically arranged with their lengths, the administration by which worked, gauge and classification . . . . . | 2  |
| No. 2.—Railways worked by each railway administration at the close of the year 1902 . . . . .  | 6  |
| No. 3.—Mileage added to the railway system of India, during the year 1902 and from the 1st January to the 30th April 1903 . . . . .  | 10 |
| No. 4.—Railway mileage open for traffic, year by year, under each railway administration, and during the Viceroyalty of each Governor General . . . . .  | 12 |
| No. 5.—Mileage under construction or sanctioned at the close of the year 1902 and from the 1st January to the 30th April 1903 . . . . .  | 16 |
| No. 6.—Gross earnings (average) of individual railways per mile per week, and proportion of working expenses to gross earnings from date of opening . . . . .  | 20 |
| No. 7.—Gain or loss to the State from railway outlay, as also the income derived by railways which are not guaranteed by the State, for the years 1879 to 1902 . . . . .   | 34 |
| No. 8.—Capital authorised to be raised for each Guaranteed railway and State line leased to companies, the amount raised and the amount withdrawn to the 31st December 1902 . . . . .                            | 90 |
| No. 9.—Amount allotted to each railway administration for expenditure on capital account during each official year from 1893-94 to 1902-1903, and the amount actually expended . . . . .                         | 92 |
| No. 10.—Capital expenditure in thousands of rupees on each railway system during each of the past 10 years . . . . .   | 94 |
| No. 11.—Capital outlay on each railway to the close of the year 1902 distributed over main heads of expenditure . . . . .  | 96 |

*Appendices of Statistics.*

|   |     |
|---|-----|
| No. 12.—General results of working Indian railways treated as one system, for the years 1898 to 1902 . . . . .  | 112 |
| No. 13.—Gross earnings in thousands of rupees of each railway administration, for the years 1898 to 1902 . . . . .  | 114 |
| No. 14.—Number of passengers carried by each railway and average distance travelled by, and average rate charged to, each passenger, for the years 1898 to 1902 . . . . . | 116 |
| No. 15.—Gross earnings in thousands of rupees from passenger traffic of each railway (by systems), for the years 1898 to 1902 . . . . .                                   | 124 |



| <i>Appendices of Statistics—contd.</i>  | Page. |
|---|-------|
| No. 16.—Goods of the different classes, in thousands of tons, carried by each railway (by systems), average rate charged per ton, and average distance carried for the years 1898 to 1902 . . . . . | 126   |
| No. 17.—Gross earnings in thousands of rupees from goods traffic of each railway (by systems), for the years 1898 to 1902 . . . . .   | 132   |
| No. 18.—Principal commodities carried by Indian railways treated as one system, and the earnings therefrom, during the years 1901 and 1902 . . . . .  | 134   |
| No. 19.—Principal commodities carried by each railway (by systems), and the earnings therefrom, during the year 1902 . . . . .  | 138   |
| No. 20.—Train, engine, and ton mileage in thousands of miles of each railway (by systems), for the years 1898 to 1902 . . . . .   | 156   |
| No. 21.—Loaded and empty vehicle mileage, in thousands of miles of each railway (by systems), for the years 1898 to 1902 . . . . .  | 158   |
| No. 22.—Gross and net earnings in rupees per mile worked of each railway (by systems), for the years 1898 to 1902 . . . . .   | 164   |
| No. 23.—Gross and net earnings in rupees (excluding steamboat earnings) per train-mile of each railway (by systems), for the years 1898 to 1902 . . . . .   | 166   |
| No. 24.—Working expenses in thousands of rupees of each railway (by systems), for the years 1898 to 1902 . . . . .  | 168   |
| No. 25.—Proportion per cent. of working expenses to gross earnings of each railway (by systems), for the years 1898 to 1902 . . . . .   | 170   |
| No. 26.—Working expenses, in rupees per mean mile worked of each railway (by systems), for the years 1898 to 1902 . . . . .   | 172   |
| No. 27.—Working expenses per train-mile of each railway (by systems), for the years 1898 to 1902 . . . . .  | 174   |
| No. 28.—Coal and wood fuel consumed by each railway (by systems), and price paid per ton, during the years 1898 to 1902 . . . . .   | 176   |
| No. 29.—Coal produced in India during the years 1885 to 1902 . . . . .  | 180   |
| No. 30.—Collieries owned and worked by Railways or the State . . . . .  | 181   |
| No. 31.—Average load and weight of Coaching trains on each railway (by systems), for the years 1898 to 1902 . . . . .   | 182   |
| No. 32.—Average load and weight of Goods trains on each railway (by systems), for the years 1898 to 1902 . . . . .  | 186   |
| No. 33.—Rolling stock—Number of, outlay on, and work done by—at the close of the year 1902 . . . . .  | 188   |
| No. 33A.—Rolling stock on some railways in 1901 and 1902 and the work done by it . . . . .  | 192   |
| No. 34.—Rolling stock under different heads on each railway at the close of the year 1902 . . . . .   | 196   |
| No. 35.—Rolling stock fitted with automatic brakes at the close of the year 1902 . . . . .  | 198   |
| No. 36.—Rolling stock lighted by gas at the close of the year 1902 . . . . .  | 199   |
| No. 37.—Railways on which points and signals are inter-locked and on which block instruments are used for train signalling at the close of the year 1902 . . . . .                                  | 200   |
| No. 38.—Accidents and casualties on railways treated as one system, during the years 1901 and 1902 . . . . .  | 201   |
| No. 39.—Numerical return of servants of all races employed on each railway (open lines only), and the amount deposited by them in the Provident Fund, at the close of the year 1902 . . . . .       | 202   |
| No. 40.—Number of Railway servants enrolled as Volunteers on the 31st December 1902 . . . . .   | 204   |
| No. 41.—Strength and cost of the Police force on each railway (open lines), and the amount of compensation payments on account of claims for goods traffic, for the year 1902 . . . . .             | 205   |
| No. 42.—Transactions of the Fine Funds, for the year 1902, on railways which maintain such funds . . . . .  | 206   |

## Contents.

|  | Page. |
|--|-------|
| <i>Appendices of Statistics—concl.</i>   |       |
| No. 43.—Railway and railway aided schools at the close of the year 1902 . . . . .  | 207   |
| No. 44.—Gross earnings under different heads, of each railway (by systems) during each half-year of 1902 . . . . .   | 208   |
| No. 45.—Working expenses under different heads, of each railway (by systems) during each half-year of 1902 . . . . .   | 216   |
| No. 46.—Analysis of working of each railway (by systems) during each half-year of 1902 . . . . .   | 224   |
| <i>History of railways.</i>  |       |
| No. 47.—History of railways constructed and in progress on the 31st December 1902 . . . . .  | 250   |
| No. 48.—Cost and particulars of some large railway bridges corrected up to 31st December 1902 . . . . .  | 410   |
| No. 49.—Cost and particulars of some of the important tunnels on the railways in India corrected up to 31st December 1902 . . . . .  | 416   |
| <i>Important documents.</i>  |       |
| APPENDIX A.—Memorandum, dated the 18th March 1903, by the Honourable Mr. A. T. Arundel, C.S.I., I.C.S., on the anticipated capital expenditure on railways for the year 1903-04, with accompaniments . . . . . | 422   |